



◆ 2017 ◆

YEAR IN REVIEW



TENNESSEE TITANS 2017 SEASON REVIEW

| | |
|--|--------------|
| 2017 Recap | 1-8 |
| Season Review | 1-2 |
| 2017 Milestones | 2-3 |
| 2018 Opponents | 3 |
| Key Numbers | 4 |
| Important Dates | 4 |
| 2017 Tale of the Tape | 5 |
| Individual Rankings | 5 |
| Where the Titans Ranked | 5 |
| Regular Titans Lineup | 6-7 |
| 2017 Game-by-Game Highlights | 8 |
| EVP/General Manager Jon Robinson | 9-13 |
| Robinson Enters Year 3 | 9-10 |
| To the Playoffs in Year 2 | 10 |
| Success of new GMs | 10 |
| Free Agency Under Robinson | 11 |
| Robinson's Draft Classes | 11 |
| Titans Roster Breakdown | 11 |
| Trades by Robinson | 12 |
| Free Agency Primer | 13 |
| 2018 Titans Draft Preview | 14-22 |
| Titans to Pick 25th | 14 |
| First Rounders: Offense or Defense? | 14 |
| 2018 NFL Draft First-Round Order | 15 |
| Day 3 Picks | 15 |
| Undrafted Talent | 16 |
| Draft Picks by Position | 16 |
| Titans Draft Numbers | 16 |
| Titans and Draft Trades | 17 |
| Picks by College Conference | 17 |
| Last Time in a Titans Draft | 18 |
| Titans All-Time First-Round Picks | 18 |
| Titans by the Pick | 19 |
| All-Time 25th Overall Picks | 19 |
| Franchise Draft Picks by School | 20 |
| Recent Titans Drafts | 21 |
| 2017 Titans Draft Review | 22 |
| Head Coach Mike Vrabel | 23-27 |
| Vrabel Hired as Head Coach | 23 |
| At a Glance | 23 |
| Titans/Oilers Head Coach History | 24 |
| Titans Assistant Coaching Staff | 24-27 |
| Team Notes | 27-32 |
| Franchise Playoff Seasons | 27 |
| Road Playoff Comebacks | 27 |
| Winning at Home | 27 |
| Winning in the AFC South | 28 |
| Winning Close Games | 28 |
| Top Rushing Offenses, 2016-2017 | 28 |
| Most Rushing Touchdowns in 2017 | 28 |
| Team Rushing Yards in a Playoff Game | 29 |
| Titans on Third Down, 2016-2017 | 29 |
| Red Zone Efficiency Leaders, 2016-2017 | 29 |
| Team Rushing Defense in 2017 | 29 |
| Top Rushing Defenses, 2016-2017 | 29 |
| 2017 Yards Per Play, Defense | 30 |
| Most Sacks in a Game, Franchise History | 30 |
| Most Sacks in 2017 | 30 |
| Team Sack Leaders, 2016-2017 | 30 |
| Sacks by Linebackers in 2017 | 30 |
| Titans Limit Big Plays in 2017 | 31 |
| Second-Fewest Penalties in 2017 | 31 |
| Titans/Oilers All-Time Record | 31 |
| Nissan Stadium | 31-32 |
| Record When | 32 |
| Titans Captains | 32 |
| 2017 Individual Honors | 32 |
| Three Consecutive Pro Bowls | 32 |
| Individual Notes: Offense | 33-63 |
| QB Marcus Mariota | 33-42 |
| Career, 2017 Summary | 33-35 |
| Game-Winning Drives | 33 |
| Statistics | 34 |
| Three-Year Win Total | 36 |
| Mariota's Postseason | 36 |
| Mariota at Age 24 | 36 |
| Red Zone Passing | 36 |
| 9,000/900 Club | 37 |
| Franchise Passing Yards List | 37 |
| Two-TD Passing Games | 37 |
| Starting Record When | 37 |
| Highest NFL Passer Ratings in Years 1-2 | 37 |
| 100 Passer Rating with Two Touchdowns | 37 |
| Consecutive Games with Two TD Passes | 38 |
| Four-Touchdown/Zero-Interception Passing Games | 38 |
| Four-Touchdown Games | 38 |

| | |
|---|--------------|
| TD-to-INT Ratio, First Two Seasons | 38 |
| Third-Down Passing in 2016 | 38 |
| Franchise Single-Game Passer Ratings | 39 |
| TD Passes Before Age 23 | 39 |
| Mariota on the Road | 39 |
| 2015 Passing Average Leaders | 40 |
| Rookie QBs with Three TD Passes Four Times | 40 |
| Single-Game Rookie Passing Yards | 40 |
| 2015 First-Down Percentage Leaders | 40 |
| Rookie Accuracy | 40 |
| Rush to the Record Books | 41 |
| Titans Tidbits | 41 |
| Franchise Single-Season Rookie Records | 41-42 |
| QB Matt Cassel | 42 |
| More Titans Quarterbacks | 42 |
| RB Derrick Henry | 43-44 |
| Rushing in Fourth Quarter | 44 |
| Rushing Yards in a Playoff Game | 44 |
| Scrimmage Yards in a Playoff Game | 44 |
| RB DeMarco Murray | 44-48 |
| 2014-2017 Rushing Leaders | 46 |
| Scrimmage Yards Leaders Since 2011 | 46 |
| 2016 Rushing Leaders | 46 |
| 2016 Scrimmage Yards Leaders | 46 |
| 2016 First Down Leaders | 46 |
| 2016 Total Touchdown Leaders | 47 |
| Success in First Eight Games | 47 |
| Murray Joines George and Johnson | 47 |
| Consecutive Games with a Rushing Touchdown | 47 |
| Most 100-Yard Rushing Games in a Season | 47 |
| Career 100-Yard Games | 48 |
| Rushing, Passing, Receiving Touchdowns | 48 |
| 2014 NFL Leaders | 48 |
| More Titans Running Backs | 48 |
| TE Jonnu Smith | 49 |
| Starts by Rookie Tight Ends | 49 |
| TE Phillip Supernaw | 50 |
| TE Delanie Walker | 50-55 |
| Tight Ends in 2017 | 52 |
| Career Receptions by Franchise TEs | 52 |
| Franchise Receiving List | 52 |
| Career Receiving Yards by Active Tight Ends | 52 |
| 50-Catch Seasons, Franchise History | 52 |
| Receptions by Tight Ends, 2013-2017 | 53 |
| Receptions of 25+ Yards, 2014-2017 | 53 |
| Second Fastest to 300 Receptions | 53 |
| Season Receiving Yards by Franchise TEs | 53 |
| Receiving Yards by Tight Ends in 2016 | 53 |
| Receptions in a Season, Team History | 53 |
| Season Receptions by Franchise TEs | 54 |
| Single-Season Receptions by NFL TEs | 54 |
| Receptions by NFL Tight Ends in 2015 | 54 |
| Two-Year Yardage Totals by Team TEs | 54 |
| TD Receptions by Franchise Tight Ends | 54 |
| Big-Play Tight Ends, 2013-15 | 54 |
| Walker's Career 100-Yard Games | 55 |
| Receiving Yards by Tight Ends in 2014-15 | 55 |
| Single-Game Receiving Yards by TEs | 55 |
| More Titans Tight Ends | 55 |
| WR Corey Davis | 55-56 |
| WR Eric Decker | 56-57 |
| Touchdown Receptions, 2012-2017 | 57 |
| WR Harry Douglas | 57 |
| WR Rishard Matthews | 58-59 |
| 2016-2017 Average with 100 Catches | 58 |
| 2016 Touchdown Reception Leaders | 59 |
| WR Tajaé Sharpe | 59 |

| | |
|---|--------------|
| Franchise Rookie Receiving Leaders | 59 |
| WR Taywan Taylor | 59-60 |
| More Titans Wide Receivers | 60 |
| T Jack Conklin | 60-61 |
| 32 Starts in Two Seasons | 61 |
| C Ben Jones | 61 |
| Current Ironmen at Center | 61 |
| T/G Dennis Kelly | 61-62 |
| G Josh Kline | 62 |
| T Taylor Lewan | 62 |
| G Quinton Spain | 63 |
| More Titans Offensive Linemen | 63 |
| Individual Notes: Defense | 63-84 |
| DT Jurrell Casey | 63-65 |
| Franchise Sack Leaders | 64 |
| Sacks by Titans/Oilers Defensive Tackles | 64 |
| 2013 Sacks by NFL Defensive Tackles | 65 |
| DL Austin Johnson | 65 |
| DL DaQuan Jones | 65-66 |
| DL Karl Klug | 66-67 |
| NT Sylvester Williams | 67 |
| More Titans Defensive Linemen | 67 |
| ILB Jayon Brown | 68 |
| OLB Kevin Dodd | 68-69 |
| OLB Derrick Morgan | 69-71 |
| Franchise Sack Leaders | 70 |
| Fifth Season with Six Sacks | 70 |
| Titans Sack Leaders Since 2010 | 70 |
| Top Sack Tandems in 2016 | 70 |
| Sacks by Titans/Oilers Linebackers | 71 |
| OLB Brian Orakpo | 71-72 |
| Sacks Linebackers, 2015-2017 | 72 |
| Sacks by AFC Linebackers in 2016 | 72 |
| OLB Erik Walden | 72-73 |
| ILB Avery Williamson | 73-74 |
| Consecutive Seasons Leading Team in Tackles | 74 |
| Tackles by Titans Rookies Since 1999 | 74 |
| Williamson and the 2014 Rookie Class | 74 |
| ILB Wesley Woodyard | 74-76 |
| Single-Season Tackle Leaders Since 1999 | 75 |
| 20 Tackles in a Game | 76 |
| 2014 Titans Tackle Leaders | 76 |
| More Titans Linebackers | 76-77 |
| CB Adoree' Jackson | 77-78 |
| Most Total Snaps in 2017 | 78 |
| CB Brice McCain | 78-79 |
| CB Logan Ryan | 79-80 |
| Interceptions by Cornerbacks Since 2013 | 80 |
| CB LeShaun Sims | 80 |
| More Titans Cornerbacks | 80 |
| S Kevin Byard | 81-83 |
| 2017 NFL Interception Leaders | 81 |
| Interceptions in a Season, Team History | 82 |
| 2017 Takeaway Leaders | 82 |
| Interceptions in a Game, Team History | 82 |
| Five Interceptions in Two Games | 83 |
| S Johnathan Cyprien | 83 |
| Tackles by Safeties in 2016 | 83 |
| S Da'Norris Searcy | 84 |
| More Titans Safeties | 84 |
| Individual Notes: Specialists | 84-92 |
| P Brett Kern | 84-88 |
| Single-Season Gross Avg., NFL History | 86 |
| Single-Season Net Avg., NFL History | 86 |
| Single-Season Net Avg, Team History | 86 |
| Single-Season Gross Avg, Team History | 87 |
| 2017 NFL Punting Leaders | 87 |
| Single-Game Gross Avg., Team History | 87 |
| Single-Game Net Average, Team History | 87 |
| Franchise Career Punting Leaders | 87 |
| Most Consecutive Games, Team History | 88 |
| K Ryan Succop | 88-91 |
| Consecutive FGs Inside 50 Yards | 89 |

| | |
|--|----------------|
| Points in a Season, Franchise History | 89 |
| Field Goals in a Season, Team History | 89 |
| 2017 Scoring Leaders | 90 |
| Consecutive Field Goals | 90 |
| Career Game-Winning Field Goals | 90 |
| Single-Season Field Goal Pct. | 90 |
| 2016 Touchback Percentage | 91 |
| WR/KR/PR Eric Weems | 91-92 |
| Active Combined KR/PR Yards Leaders | 92 |
| More Titans Specialists | 92 |
| Titans Tidbits (Off-the-Field Highlights) | 92-96 |
| Media Information | 97-98 |
| Titans TV Ratings | 97 |
| Media Contact Information | 97 |
| Titans Radio Affiliates | 98 |
| Titans on Social Media | 98 |
| Statistics | 99-115 |
| 2017 NFL Standings | 99 |
| Rankings by the Week and Season | 99 |
| Team Statistics, 1999-2017 | 100 |
| 2017 Titans Statistics | 101-106 |
| Regular Season—Team | 101 |
| Regular Season—Defense | 102 |
| Postseason—Team | 103 |
| Postseason—Defense | 104 |
| Preseason—Team | 105 |
| Preseason—Defense | 106 |
| The Last Time | 107-112 |
| Last Time in a Game, Regular Season | 107-109 |
| Last Time in a Game, Postseason | 109-111 |
| Last Time in a Season | 112 |
| Titans Records at a Glance | 112 |
| Participation Chart | 113-114 |
| 2017 Game-by-Game Starters | 115 |
| Rosters | 116-123 |
| 2017-18 Transactions | 116 |
| Depth Chart | 117 |
| Pronunciation Guide | 117 |
| Roster by Experience & Draft Round | 118 |
| How the Titans Were Built | 119 |
| Positional Roster | 120-121 |
| Alphabetical Roster | 122 |
| Numerical Roster | 123 |

ADDITIONAL SECTIONS IN SEASON REVIEW BOOK

Game-by-Game Statistics
Miscellaneous Statistics
Updated Bios
Updated Records
NFL Statistics
2017 Play-by-Plays
History



Saint Thomas Sports Park:
460 Great Circle Road
Nashville, TN 37228

Nissan Stadium:
One Titans Way
Nashville, TN 37213

Credential Applications:
<http://media.titansonline.com> (username and password available through media relations)

Phone:
(615) 565-4000 (main)
(615) 565-4100 (media relations)
(615) 565-4200 (ticket office)

Titans Communications:
Robbie Bohren - *Senior Director of Communications*
Gary Glenn - *Senior Director of Digital Media*
Jim Wyatt - *Senior Writer/Editor*
Dwight Spradlin - *Assistant Director of Media Relations*
Jared Puffer - *Media Relations Manager*
Nate Bain - *Social Media Manager*
Kim Smith - *Media Relations Assistant*
Lindsey Brown - *Seasonal Assistant*



SAINT THOMAS SPORTS PARK | 460 Great Circle Road | Nashville, TN 37228 | 615-565-4100 | TitansOnline.com | @Titans

ROBBIE BOHREN Senior Director of Communications | DWIGHT SPRADLIN Assistant Director of Media Relations
JARED PUFFER Media Relations Manager | KIM SMITH Media Relations Assistant

FOR IMMEDIATE RELEASE

FEBRUARY 15, 2018

TITANS LOOK TO TAKE NEXT STEPS AFTER 10-WIN, PLAYOFF SEASON

Mike Vrabel hired as head coach; Titans to select 25th in 2018 NFL Draft

2017 SCHEDULE AND RESULTS

PRESEASON

| Day | Date | Opponent | Result | Score |
|-------|---------|----------------|--------|-------|
| Sat. | Aug. 12 | at N.Y. Jets | L | 3-7 |
| Sat. | Aug. 19 | CAROLINA | W | 34-27 |
| Sun. | Aug. 27 | CHICAGO | L | 7-19 |
| Thur. | Aug. 31 | at Kansas City | L | 6-30 |

REGULAR SEASON

| Day | Date | Opponent | Result | Score |
|-------|----------|------------------|--------|-----------|
| Sun. | Sept. 10 | OAKLAND | L | 16-26 |
| Sun. | Sept. 17 | at Jacksonville | W | 37-16 |
| Sun. | Sept. 24 | SEATTLE | W | 33-27 |
| Sun. | Oct. 1 | at Houston | L | 14-57 |
| Sun. | Oct. 8 | at Miami | L | 10-16 |
| Mon. | Oct. 16 | INDIANAPOLIS | W | 36-22 |
| Sun. | Oct. 22 | at Cleveland | W | 12-9 (OT) |
| Sun. | Oct. 29 | Bye | | |
| Sun. | Nov. 5 | BALTIMORE | W | 23-20 |
| Sun. | Nov. 12 | CINCINNATI | W | 24-20 |
| Thur. | Nov. 16 | at Pittsburgh | L | 17-40 |
| Sun. | Nov. 26 | at Indianapolis | W | 20-16 |
| Sun. | Dec. 3 | HOUSTON | W | 24-13 |
| Sun. | Dec. 10 | at Arizona | L | 7-12 |
| Sun. | Dec. 17 | at San Francisco | L | 23-25 |
| Sun. | Dec. 24 | L.A. RAMS | L | 23-27 |
| Sun. | Dec. 31 | JACKSONVILLE | W | 15-10 |

POSTSEASON

| Day | Date | Opponent | Result | Score |
|------|---------|----------------|--------|-------|
| Sat. | Jan. 6 | at Kansas City | W | 22-21 |
| Sat. | Jan. 13 | at New England | L | 14-35 |

FINAL AFC SOUTH STANDINGS

| Team | W | L | T | Pct |
|---------------------------|---------------------|----------|----------|-------------|
| z-Jacksonville Jaguars | 10 | 6 | 0 | .625 |
| x-Tennessee Titans | 9 | 7 | 0 | .563 |
| Indianapolis Colts | 4 | 12 | 0 | .250 |
| Houston Texans | 4 | 12 | 0 | .250 |
| z-clinched division | x-clinched playoffs | | | |

NASHVILLE, Tenn. — The Tennessee Titans took another step forward in 2017. Entering 2018, they look to pair the optimism surrounding their Divisional Round finish with the fresh approach of a new coaching staff.

Earning their second consecutive 9-7 record during the 2017 regular season, the Titans advanced to the playoffs for the first time since 2008. On the road at Kansas City, they defeated the Chiefs in a Wild Card matchup to earn their first playoff win since after the 2003 campaign.

The Titans' season came to an end the following week, when the eventual AFC Champion Patriots prevailed in New England.

VRABEL TAKES COMMAND

One week later, **Mike Vrabel** was announced as the team's new head coach. The former Pro Bowl linebacker arrives with a resume that includes 14 seasons as a player—eight of them in New England, where he helped the Patriots win three Super Bowls.

Following his playing career, Vrabel transitioned to coaching and quickly moved up the ranks. He spent three years as a position coach at his alma mater, Ohio State, and then three seasons as a linebackers coach with the Houston Texans. In 2017, the Texans promoted him to defensive coordinator.

"Mike has a commanding presence and a deep understanding for how he will attack this head coaching opportunity," said Titans controlling owner **Amy Adams Strunk**. "Throughout his football career, he has played for, been mentored by and coached with successful teams and organizations. He knows what it takes to reach that level of sustained success—he has seen it firsthand. We have a chance to build on the solid foundation that we established over the past couple of years and I believe Mike is the right person to continue that progress."

ROBINSON EMBARKS ON THIRD OFFSEASON

Jon Robinson's third offseason as the team's general manager is underway. In his first two years, he helped transform the Titans from a team that tied for the NFL's lowest win total in 2015 to one of the final eight clubs left standing in the 2017 playoffs.

Robinson, who added executive vice president to his title a year ago, will continue to shape a roster that returns the vast majority of its playmakers. The Titans had six players make it to the Pro Bowl, their highest total since they had eight players selected in 2008. All six of them—safety **Kevin Byard**, defensive tackle **Jurrell Casey**, punter **Brett Kern**, tackle **Taylor Lewan**, special teamer **Byrnden Trawick** and tight end **Delanie Walker**—are under contract for at least one more year.

Quarterback **Marcus Mariota** enters his fourth campaign and should benefit from a fully healthy offseason after spending much of 2017 rehabilitating from a fibula injury. The former second-overall draft pick already has 20 wins as a starter, the most by any quarterback in his first three seasons with the franchise since **George Blanda** from 1960–1962. Mariota, the youngest signal caller in franchise history to win a playoff game, became the fifth quarterback in NFL history with at least 9,000 passing yards (9,476) and 900 rushing yards (913) in his first three seasons.

At the end of the 2017 campaign, 35 players on the club's 53-man roster (66.0 percent) had been added after Robinson arrived in Tennessee: 16 free agents, three players acquired via trade, two waiver pickups and 14 draft picks. An additional three picks from the 2016 draft class ended 2017 on injured reserve.

LOOKING FORWARD

The unrestricted free agent signing period is scheduled to begin at the start of the new league year on March 14, when all 2017 contracts expire. Players not under contract for 2018 are free to sign with another club at that point. The Titans are projected to be comfortably below the NFL's 2018 salary cap, which will exceed its 2017 number of \$167 million per club.

The trading period also begins on March 14. After Robinson engineered 10 trades in his first two years on the job, it is considered a viable method to supplement the roster.

Meanwhile, work is ongoing for the 2018 NFL Draft. Robinson and his staff will get first-hand interaction with top draft prospects at the NFL Scouting Combine from Feb. 27–March 5 and will continue scouting and visiting with draft hopefuls until the three-day draft begins April 26 in Arlington, Texas. The Titans currently own the 25th overall pick in the first round and six total selections in the draft.

Veteran players report for the voluntary offseason program in early April.

2017 PLAYER MILESTONES

LB DAREN BATES

- Posted a single-season career-high 16 special teams tackles (ranked second on team).

LS BEAU BRINKLEY

- Appeared in all 16 games for the sixth consecutive season.

LB JAYON BROWN

- Appeared in all 16 games as a rookie, and his 67 tackles ranked fifth among the franchise's rookie linebackers (tied for 10th among all Titans rookies) in the Titans era.

S KEVIN BYARD

- Named to his first career Pro Bowl and selected first-team Associated Press All-Pro.
- Led the NFL with 10 total takeaways (10) and tied for first in the NFL with eight interceptions.
- His eight interceptions in 2017 were the most by any franchise player since Oilers cornerback **Richard Johnson** picked off eight passes in 1990.
- Named AFC Defensive Player of the Week in Week 7 after tying a single-game franchise record with three interceptions at Cleveland.
- Named AFC Defensive Player of the Week in Week 17 after intercepting two passes against Jacksonville.

DT JURRELL CASEY

- Joined tight end **Delanie Walker** to become the first Titans players to make three consecutive Pro Bowls (2015–2017) since running back **Chris Johnson** (2008–2010).
- Became the first player for the team since **Ray Childress** (1986–1994) to register five or more consecutive seasons with at least five sacks.
- Established a new single-season career high with 35 quarterback pressures.
- Started all 16 games for the fourth time in his career.
- Started his first two career postseason games.
- Recorded six sacks to move into 10th place on the franchise all-time sack list (39). His sack total ranks third among all defenders in the "Titans era."
- Played in his 100th career game against Indianapolis. Started his 100th career game against Baltimore.
- Surpassed 500 career tackles in 2017 (539).

T JACK CONKLIN

- Started all 16 games and became the fifth player in the Titans era (1999-present) to have started all 32 games from the time they were drafted through their second seasons.
- Started his first two career postseason contests at right tackle.

S JOHNATHAN CYPRIEN

- Surpassed the 500 career tackle mark (507) in first season in Tennessee.

WR COREY DAVIS

- Recorded his first two career touchdown receptions in the postseason at New England.

WR ERIC DECKER

- Ranked second on the Titans with 54 receptions with 563 receiving yards and one touchdown in his first season in Tennessee.

RB DERRICK HENRY

- Set single-season career-highs in carries (176), rushing yards (744) and rushing long (75t). He led the team in rushing yards for the first time.
- Scored five rushing touchdowns for the second consecutive season.
- Scored his first career receiving touchdown on a 66-yard pass against Jacksonville.
- Had three 100-yard rushing performances, including the playoffs (against Indianapolis, against Houston, at Kansas City).
- In his first career playoff start at Kansas City, Henry set a new

single-game postseason franchise record with 191 scrimmage yards.

CB ADOREE' JACKSON

- Posted a team-leading 23 passes defended as a rookie.
- Became the first rookie cornerback in the Titans era to record 16 starts.
- His 1,260 total snaps ranked second in the NFL (1,017 defensive snaps, 231 special teams snaps and 12 offensive snaps).

DL AUSTIN JOHNSON

- Recorded a single-season career-high 32 tackles.

C BEN JONES

- Started all 16 games at center, registering a start in every contest for the fourth consecutive season (2014–2015 with Houston).

P BRETT KERN

- Elected to his first career Pro Bowl and selected second-team Associated Press All-Pro.
- Led the NFL with a career-high and franchise-best 49.7 gross punting average. He also led the NFL with a career-best and franchise-high 44.6 net punting average.
- Kern's 49.7 gross punting average ranked eighth in NFL history and was the highest of any NFL player since 2012.
- Played in his 150th career game against Indianapolis.
- Played in his 136th consecutive game as a Titan at San Francisco, moving him into fifth place in franchise history for consecutive games played.

G JOSH KLINE

- Started all 16 games for the first time in his five-year career.

DL KARL KLUG

- Participated in his 100th career game (109) and was named the team's Ed Block Courage Award winner.

T TAYLOR LEWAN

- Named to his second consecutive Pro Bowl in 2017, becoming the team's first offensive lineman to make multiple Pro Bowls since center **Kevin Mawae** (2008-09).
- Started all 16 games for the second consecutive season and made his first two career postseason starts.

QB MARCUS MARIOTA

- Became the fifth quarterback in NFL history with at least 9,000 passing yards (9,476) and 900 rushing yards (913) in his first three seasons.
- Became the youngest quarterback in franchise history to win a playoff



2017 PLAYER MILESTONES

game.

- Tied his single-season career high with 60 rushes for 312 yards and scored a career-high five rushing touchdowns.
- Threw a career-long 75-yard touchdown pass to WR **Rishard Matthews** at Pittsburgh.
- Started his first two career postseason contests and completed 41 of 68 postseason passes for 459 yards and four touchdowns.
- Engineered five game-winning drives when the team trailed or was tied in the fourth quarter or overtime, including four games in the regular season and one game in the postseason (against Indianapolis, at Cleveland, against Cincinnati, at Indianapolis, at Kansas City).
- Recorded three games in 2017 with a 100.0 or better passer rating (against Seattle, against Baltimore, at San Francisco).
- With 9,476 career passing yards, he passed **Vince Young** (8,098) for fifth place in franchise history in career passing yards.
- Passed for 3,000 yards for the second consecutive season, becoming the first Titans quarterback to do so since **Steve McNair** (2001–2003).

WR RISHARD MATTHEWS

- Surpassed 200 career catches (225) and 3,000 career receiving yards (3,136).

OLB DERRICK MORGAN

- Became the ninth player in franchise history to reach 40.0 career sacks.
- Moved into ninth place on the team's all-time sack list (44.0).
- Set a single-season career-high with 59 quarterback pressures.

RB DeMARCO MURRAY

- Led the team with 184 rushing attempts and six rushing touchdowns. He ranked second on the squad with 659 rushing yards.
- Matched his single-game career-high with three total touchdowns in Week 10 against Cincinnati.

OLB BRIAN ORAKPO

- With seven sacks in 2017, Orakpo became the first Titans player since **Jevon Kearse** (1999–2001) to record at least seven sacks in three consecutive seasons.
- Surpassed 60 career sacks in 2017 (64.5).
- Led the team and set a single-season career-high with 73 quarterback pressures.

CB LOGAN RYAN

- Set a career high with 15 starts and surpassed 300 career tackles (324) in his first season in Tennessee.

TE JONNU SMITH

- Started 13 games in 2017. Since 2000, he became the fifth NFL rookie tight end drafted in the third round or later to record at least 13 starts.

G QUINTON SPAIN

- Started a career-high 14 games, all at left guard.

K RYAN SUCCOP

- Set an NFL record from 2014–17 when he successfully converted 56 consecutive field goals from inside the 50-yard line.
- Collected a career-high 136 points, which tied **Al Del Greco's** (1998) single-season franchise record.
- Recorded a career-best 35 field goals, which tied **Rob Bironas** (2007) for the second-highest total in franchise history behind **Al Del Greco** (36 in 1998).
- Named AFC Special Teams Player of the Month for September.
- Named AFC Special Teams Player of the Week for Week 6.

S BRYNDEN TRAWICK

- Named to his first career Pro Bowl as a special teams player.
- Recorded a single-season career-high and team-leading 17 special teams tackles.

OLB ERIK WALDEN

- Recorded four sacks, marking his third season with at least four sacks.

TE DELANIE WALKER

- Joined defensive tackle **Jurrell Casey** to become the first Titans players to make three consecutive Pro Bowls (2015–2017) since running back **Chris Johnson** (2008–2010).
- Named Pro Bowl Offensive MVP after notching two touchdown receptions, including the game-winner late in the fourth quarter.
- Reached the 800-yard receiving mark for the fourth consecutive season. He is the only tight end in franchise history to post a single 800-yard season.
- Moved into eighth place on the franchise's all-time reception list (356) and ninth place on the franchise's all-time receiving yards list (4,156).
- Became the fourth player in franchise history to record five consecutive seasons with at least 60 receptions.

NT SYLVESTER WILLIAMS

- Appeared in 15 games (11 starts) in his first season with the Titans and collected 26 tackles, his second-highest career total.

LB AVERY WILLIAMSON

- Surpassed 500 career tackles (518).

LB WESLEY WOODYARD

- Led the team with a single-season career-high 172 tackles. During the Titans era (1999–present), his 172 tackles ranked second to linebacker **Keith Bulluck's** 180 tackles in 2002.
- Notched a career single-game high with 20 tackles in Week 9 against Baltimore.

2018 OPPONENTS DETERMINED

The Titans know all 16 opponents they will face during the 2018 regular season.

As always, the Titans have home and road games against each of their AFC South rivals (Houston Texans, Indianapolis Colts and Jacksonville Jaguars). Based upon the NFL's schedule rotation, the Titans also will face every team from the AFC East. They will host the New England Patriots and New York Jets and travel to the Buffalo Bills and Miami Dolphins.

Additionally, the Titans will square off against the NFC East. They will have dates at Nissan Stadium against the Philadelphia Eagles and Washington Redskins and road games versus the Dallas Cowboys and New York Giants.

Every team plays two intraconference games determined by order of finish within its division, and those matchups are set as well with one game remaining. With the Titans' second-place finish in the AFC South secured, they will have a 2018 home game against the AFC North's equivalent finisher, the Baltimore Ravens, and a road game at the AFC West's equivalent finisher, the Los Angeles Chargers. The meeting with the Chargers will take place in London.

Preseason opponents as well as dates and times of regular season games are typically announced by the NFL in April.

For ticket inquiries, fans can visit TitansOnline.com/tickets, email ticketssales@titans.nfl.com or call (615) 565-4200.

The Titans' home and away opponents for the 2018 regular season:

2018 HOME OPPONENTS

Houston Texans
Indianapolis Colts
Jacksonville Jaguars
New England Patriots
New York Jets
Philadelphia Eagles
Washington Redskins
Baltimore Ravens *

2018 ROAD OPPONENTS

Houston Texans
Indianapolis Colts
Jacksonville Jaguars
Buffalo Bills
Miami Dolphins
Dallas Cowboys
New York Giants
Los Angeles Chargers (in London) *

* Opponent based on final division standings in 2017.

KEY NUMBERS

5

AFC South wins by the Titans in 2017 (5-1), the highest total for the team since winning all six divisional games in 2002.

8

Interceptions by second-year safety **Kevin Byard** in 2017. He tied Detroit cornerback **Darius Slay** for the highest total in the NFL.

9

Career game-winning drives by **Marcus Mariota**, including four game-winning drives during the 2017 regular season and one in the playoffs.

10

Wins by the Titans in their last 12 home games, dating back to 2016.

18

Point deficit in the Wild Card game at Kansas City before the Titans came back to win. It tied for the second-largest playoff comeback by a road team in NFL history.

18

Years of NFL experience by new Titans head coach **Mike Vrabel**, including four seasons as a coach and 14 seasons as a player. He played in 206 NFL games in the regular season and 20 games in the postseason.

39

Career touchdown passes in the red zone by **Marcus Mariota** without throwing an interception in the red zone.

49.7

Gross punting average in 2017 by **Brett Kern**, who led the NFL. He also led the NFL with a 44.6-yard net average. Both numbers set new franchise records.

88.8

Opponent rushing yards per game allowed by the Titans defense in 2017. The Titans ranked fourth in the NFL and first in the AFC in rushing defense.

136

Total points in the 2017 regular season by **Ryan Succop**, which established a career high and tied for the highest single-season total in franchise history (**Al Del Greco**, 1998).

156

Rushing yards by **Derrick Henry** in the Wild Card win at Kansas City. The single-game total ranked second in franchise postseason history.

172

Tackles in 2017 by linebacker **Wesley Woodyard**. The total is the highest by a Titans defender since **Keith Bulluck's** 180 tackles in 2010.

356

Receptions by tight end **Delanie Walker** since joining the Titans as a free agent in 2013. He leads all NFL tight ends in receptions in that time period.

IMPORTANT 2018 DATES

| | |
|----------------------------|---|
| February 20 | First day for clubs to designate Franchise or Transition Players. |
| February 27–March 5 | NFL Scouting Combine, Lucas Oil Stadium, Indianapolis, Indiana |
| March 6 | Prior to 3 p.m. CT, deadline for clubs to designate Franchise or Transition Players. |
| March 12-14 | Clubs are permitted to contact, and enter into contract negotiations with, the certified agents of players who will become Unrestricted Free Agents upon the expiration of their 2017 player contracts at 3 p.m. CT on March 14. However, a contract cannot be executed with a new club until 3 p.m. CT on March 14. |
| March 14 | At 3 p.m. CT, the 2018 League Year and Free Agency period begin. All 2017 player contracts expire. Trading period for 2018 begins. "Top 51" rule begins—all clubs must be under the 2018 salary cap prior to 3 p.m. CT. Prior to 3 p.m. CT, clubs must exercise options for 2018 on all players who have option clauses in their 2017 contracts. Prior to 3 p.m. CT, clubs must submit qualifying offers to their Restricted Free Agents with expiring contracts and to whom they desire to retain a Right of First Refusal/Compensation. |
| March 25-28 | Annual League Meeting, Orlando, Florida. |
| April 2 | The Titans and other NFL clubs that hired a new head coach after the end of the 2017 regular season may begin offseason workout programs. |
| April 16 | Clubs with returning head coaches may begin offseason workout programs. |
| April 20 | Deadline for Restricted Free Agents to sign offer sheets. |
| April 26-28 | 2018 NFL Draft at AT&T Stadium in Arlington, Texas. |
| May 4-7 | Clubs may elect to hold their one three-day post-Draft rookie minicamp from Friday through Sunday or Saturday through Monday. |
| May 11-14 | Clubs may elect to hold their one three-day post-Draft rookie minicamp from Friday through Sunday or Saturday through Monday. |
| May 14 | Rookie Football Development Programs begin. |
| May 17-20 | NFLPA Rookie Premiere. |
| May 21-23 | NFL Spring Meeting in Atlanta, Georgia. |
| June 2 | For any player removed from the club's roster or whose contract is assigned via waivers or trade on or after June 2, any unamortized signing bonus amounts for future years will be included fully in team salary at the start of the 2019 League Year. |
| Late June | Rookie Transition Program to be held at individual clubs. Attendance is mandatory for all rookies. |
| July 16 | At 3 p.m. CT, deadline for any club that designated a Franchise Player to sign such player to a multiyear contract or extension. After this date, the player may sign only a one-year contract with his prior club for the 2018 season, and such contract cannot be extended until after the club's last regular season game. |
| Late July | Training camps open. Clubs are permitted to open pre-season training camp for rookies and first-year players beginning seven days prior to the club's earliest permissible mandatory reporting date for Veteran players. |
| August 2-5 | Hall of Fame Weekend, Canton, Ohio. |
| August 9-13 | First preseason weekend. |
| September 1 | Prior to 3 p.m. CT, clubs must reduce rosters to a maximum of 53 players on the Active/Inactive List. |
| September 2 | Clubs may establish a practice squad of 10 players. |
| September 6-10 | NFL Kickoff Weekend. |

2017 TITANS TALE OF THE TAPE

| OFFENSE | 2017 | RANK | NFL/Avg |
|------------------|-------|------|---------|
| GAMES (Won-Lost) | 9-7 | --- | --- |
| FIRST DOWNS | 290 | 22t | 308.2 |
| Rushing | 97 | 12t | 91.3 |
| Passing | 157 | 27t | 185.0 |
| Penalty | 36 | 7t | 31.9 |
| YDS GAINED (tot) | 5024 | 23 | 5345.1 |
| Avg per Game | 314.0 | 23 | 334.1 |
| RUSHING (net) | 1833 | 15 | 1755.4 |
| Avg per Game | 114.6 | 15 | 109.7 |
| Rushes | 443 | 14 | 429.8 |
| Yards per Rush | 4.1 | 15 | 4.1 |
| PASSING (net) | 3191 | 23 | 3589.7 |
| Avg per Game | 199.4 | 23 | 224.4 |
| Passes Att. | 496 | 28 | 546.5 |
| Completed | 306 | 26 | 339.3 |
| Pct Completed | 61.7 | 18 | 62.1 |
| Yards Gained | 3394 | 25 | 3833.8 |
| Sacked | 35 | 13t | 37.3 |
| Yards Lost | 203 | 12 | 244.1 |
| Had intercepted | 17 | 26t | 13.4 |
| Yards Opp Ret | 262 | 24 | 198.3 |
| Opp TDs on Int | 2 | 22t | 1.3 |
| PUNTS | 75 | 16t | 76.4 |
| Avg Yards | 49.7 | 1 | 45.4 |
| PUNT RETURNS | 36 | 11t | 33.4 |
| Avg Return | 8.5 | 16t | 8.2 |
| Returned for TD | 0 | 9t | 0.3 |
| KICKOFF RETURNS | 28 | 23t | 32.4 |
| Avg Return | 22.1 | 13 | 21.6 |
| Returned for TD | 0 | 8t | 0.2 |
| PENALTIES | 85 | 2 | 106.9 |
| Yards Penalized | 785 | 5 | 924.2 |
| FUMBLES BY | 10 | 1 | 20.1 |
| Fumbles Lost | 8 | 14t | 8.6 |
| Opp Fumbles | 23 | 6t | 20.1 |
| Opp Fum Lost | 9 | 9 | 8.6 |
| POSS. TIME (avg) | 29:51 | 17 | 30:00 |
| TOUCHDOWNS | 33 | 22t | 38.3 |
| Rushing | 18 | 2t | 11.9 |
| Passing | 14 | 30t | 23.2 |
| Returns | 1 | 25t | 3.3 |
| EXTRA-PT KICKS | 31/33 | 17 | 94% |
| 2-PT CONVERSIONS | 0/0 | --- | 43% |
| FIELD GOALS/FGA | 35/42 | 19t | 27/32 |
| POINTS SCORED | 334 | 19 | 347.5 |
| TURNOVER DIFF. | -4 | 23t | 0 |
| DEFENSE | 2017 | RANK | NFL/Avg |
| POINTS ALLOWED | 356 | 17 | 347.5 |
| OPP FIRST DOWNS | 323 | 21t | 308.2 |
| Rushing | 68 | 4t | 91.3 |
| Passing | 231 | 32 | 185.0 |
| Penalty | 24 | 5t | 31.9 |
| OPP YARDS GAINED | 5248 | 13 | 5345.1 |
| Avg per Game | 328.0 | 13 | 334.1 |
| OPP RUSHING(net) | 1420 | 4 | 1755.4 |
| Avg per Game | 88.8 | 4 | 109.7 |
| Rushes | 398 | 6 | 429.8 |
| Yards per Rush | 3.6 | 4 | 4.1 |
| OPP PASSING(net) | 3828 | 25 | 3589.7 |
| Avg per Game | 239.3 | 25 | 224.4 |
| Passes Att. | 605 | 32 | 546.5 |
| Completed | 369 | 29 | 339.3 |
| Pct Completed | 61.0 | 15 | 62.1 |
| Sacked | 43 | 5t | 37.3 |
| Yards Lost | 272 | 14 | 244.1 |
| INTERCEPTED BY | 12 | 18t | 13.4 |
| Yards Returned | 154 | 22 | 198.3 |
| Returned for TD | 0 | 25t | 1.3 |
| OPP PUNT RETURNS | 41 | 23 | 33.4 |
| Avg return | 7.0 | 15 | 8.2 |
| OPP KICKOFF RET | 32 | 14t | 32.4 |
| Avg return | 23.4 | 27 | 21.6 |
| OPP TOUCHDOWNS | 36 | 12t | 38.3 |
| Rushing | 5 | 1 | 11.9 |
| Passing | 27 | 24t | 23.2 |
| Returns | 4 | 20t | 3.3 |

2017 INDIVIDUAL NFL RANKINGS

(qualifiers only, where applicable)

| Category | Team | Player | Stat | NFL Rank |
|-----------------|--------|------------------|-------|----------|
| Passer Rating | Titans | Marcus Mariota | 79.3 | 27 |
| Passing Yards | Titans | Marcus Mariota | 3,232 | 30 |
| Passing TDs | Titans | Marcus Mariota | 13 | 26t |
| Rushing Yards | Titans | Derrick Henry | 744 | 25 |
| Rushing Average | Titans | Derrick Henry | 4.2 | 18 |
| Rushing TDs | Titans | DeMarco Murray | 6 | 14t |
| Receptions | Titans | Delanie Walker | 74 | 19t |
| Receiving Yards | Titans | Delanie Walker | 807 | 32 |
| Receiving TDs | Titans | Rishard Matthews | 4 | 51t |
| Sacks | Titans | Derrick Morgan | 7.5 | 36t |
| Interceptions | Titans | Kevin Byard | 8 | 1t |

WHERE THE TITANS RANKED IN 2017

2017 OFFENSIVE STATISTICS AND NFL RANKING
TITANS OFFENSE

| OFFENSIVE STATS | STAT | RANK | LEAGUE AVG. |
|------------------------|-------|------|-------------|
| Yards / Game | 314.0 | 23 | 334.1 |
| Yards / Play | 5.2 | 18 | 5.3 |
| Rushing Yards / Game | 114.6 | 15 | 109.7 |
| Rushing Yards / Play | 4.1 | 15 | 4.1 |
| Passing Yards / Game | 199.4 | 23 | 224.4 |
| Passing Yards / Play | 6.0 | 17 | 6.2 |
| Interception Rate | 3.4% | 29 | 2.5% |
| Sacks / Pass Attempt | 6.6% | 18 | 6.4% |
| First Downs / Game | 18.1 | 22t | 19.3 |
| Punt Return Avg | 8.5 | 16 | 8.2 |
| Kickoff Return Avg | 22.1 | 13 | 21.6 |
| Field Goals Made | 83.3% | 19t | 84.4% |
| 3rd Down Pct | 35.2% | 25 | 38.3% |
| 4th Down Pct | 50.0% | 12t | 46.0% |
| Red Zone Pct | 52.5% | 19 | 53.4% |
| Goal to Go% | 71.4% | 17t | 70.5% |
| Avg Time of Possession | 29:51 | 17 | 30:00 |
| Points / Game | 20.9 | 19 | 21.7 |
| Turnover Ratio | -4 | 23t | 0 |

2017 DEFENSIVE STATISTICS AND NFL RANKING
TITANS DEFENSE

| DEFENSIVE STATS | STAT | RANK | LEAGUE AVG. |
|---------------------------|-------|------|-------------|
| Yards / Game | 328.0 | 13 | 334.1 |
| Yards / Play | 5.0 | 8 | 5.3 |
| Rushing Yards / Game | 88.8 | 4 | 109.7 |
| Rushing Yards / Play | 3.6 | 4 | 4.1 |
| Passing Yards / Game | 239.3 | 25 | 224.4 |
| Passing Yards / Play | 5.9 | 13 | 6.2 |
| Interception Rate | 2.0% | 22 | 2.5% |
| Sacks / Pass Attempt | 6.6% | 13 | 6.4% |
| First Downs / Game | 20.2 | 21t | 19.3 |
| Punt Return Avg | 7.0 | 15 | 8.2 |
| Kickoff Return Avg | 23.4 | 27 | 21.6 |
| 3rd Down Pct | 36.5% | 8 | 38.4% |
| 4th Down Pct | 62.5% | 27t | 46.0% |
| Red Zone Pct | 48.2% | 10 | 53.4% |
| Goal to Go% | 63.3% | 9 | 70.5% |
| Points / Game | 22.3 | 17 | 21.7 |
| Point Differential / Game | -1.4 | 16 | - |
| Yard Differential / Game | -14.0 | 17 | - |

REGULAR TITANS LINEUP

OFFENSIVE STARTERS

WR 18-Rishard Matthews (6-0, 217, 6th year, Nevada) - After arriving in 2016 as a free agent, he caught 118 passes for 1,740 yards and 13 touchdowns in his first two seasons as a Titan. In four years with Miami, he totaled 107 catches, 1,396 yards and eight touchdowns.

| | G | GS | Rec | Yds | Avg | Lg | TD |
|---------------|----|----|-----|-------|------|-----|----|
| 2017 | 14 | 11 | 53 | 795 | 15.0 | 75t | 4 |
| Career | 79 | 37 | 225 | 3,136 | 13.9 | 75t | 21 |
| 2017 Playoffs | 2 | 2 | 4 | 42 | 10.5 | 15 | 0 |

TE 82-Delanie Walker (6-2, 248, 12th Year, Central Missouri) - The 2013 free agent acquisition played seven years with the 49ers before arriving in Tennessee. In 2017, the former sixth-round pick led the team with 74 receptions and 807 receiving yards.

| | G | GS | Rec | Yds | Avg | Lg | TD |
|---------------|-----|----|-----|-------|------|----|----|
| 2017 | 16 | 11 | 74 | 807 | 10.9 | 42 | 3 |
| Career | 175 | 95 | 479 | 5,621 | 11.7 | 68 | 34 |
| 2017 Playoffs | 2 | 2 | 9 | 123 | 13.7 | 36 | 0 |

LT 77-Taylor Lewan (6-7, 309, 4th Year, Michigan) - The team's first-round pick in 2014 (11th overall) started 53 total games at left tackle in his first four seasons. In 2016 and 2017 he started all 32 games and was elected to the Pro Bowl both seasons.

2017 G/GS: 16/16, Career G/GS: 58/53, 2017 Playoffs G/GS: 2/2

LG 67-Quinton Spain (6-4, 330, 3rd Year, West Virginia) - Spain joined the Titans as a rookie free agent after playing in 50 career games at West Virginia. He started 33 total games in his first three seasons at left guard.

2017 G/GS: 14/14, Career G/GS: 35/33, 2017 Playoffs G/GS: 2/2

C 60-Ben Jones (6-3, 308, 6th Year, Georgia) - Added as an unrestricted free agent in 2016, the former fourth-round pick played in 64 games in four previous seasons with the Houston Texans. He started all 32 games during his first two seasons in Tennessee.

2017 G/GS: 16/16, Career G/GS: 96/75, 2017 Playoffs G/GS: 2/2

RG 64-Josh Kline (6-3, 300, 5th Year, Kent State) - Kline was claimed off waivers in 2016 after spending his first three NFL seasons with the Patriots, seeing time at both guard spots. He started 30 games at right guard in his first two seasons with Tennessee.

2017 G/GS: 16/16, Career G/GS: 63/48, 2017 Playoffs G/GS: 2/2

RT 78-Jack Conklin (6-6, 308, 2nd Year, Michigan State) - Conklin was the eighth-overall draft pick in 2016 following three years primarily as a left tackle at Michigan State. He started all 16 games in both of his first two NFL seasons and was named first-team All-Pro as a rookie.

2017 G/GS: 16/16, Career G/GS: 32/32, 2017 Playoffs G/GS: 2/2

WR 84-Corey Davis (6-3, 209, Rookie, Western Michigan) - The fifth-overall draft pick in 2017 caught 34 balls for 375 yards in 11 games as a rookie. Collegately, he set an FBS record with 5,285 career receiving yards at Western Michigan.

| | G | GS | Rec | Yds | Avg | Lg | TD |
|---------------|----|----|-----|-----|------|----|----|
| 2017/Career | 11 | 9 | 34 | 375 | 11.0 | 37 | 0 |
| 2017 Playoffs | 2 | 2 | 9 | 98 | 10.9 | 17 | 2 |

QB 8-Marcus Mariota (6-4, 222, 3rd Year, Oregon) - The 2015 second-overall draft pick became the fifth NFL quarterback with 9,000 passing yards (9,476) and 900 rushing yards (913) in his first three seasons. His 20 wins from 2015-17 were the most by any quarterback in his first three years with the franchise since George Blanda (1960-62).

| Passing | G | GS | Att | Cmp | Pct | Yds | TD | Int | Lg | Sk | Rate |
|--------------|----|----|-------|-----|------|-------|----|-----|-----|----|------|
| 2017 | 15 | 15 | 453 | 281 | 62.0 | 3,232 | 13 | 15 | 75t | 27 | 79.3 |
| Career | 42 | 42 | 1,274 | 787 | 61.8 | 9,476 | 58 | 34 | 75t | 88 | 88.6 |
| '17 Playoffs | 2 | 2 | 68 | 41 | 60.3 | 459 | 4 | 1 | 36 | 10 | 93.9 |

| Rushing | Att | Yds | Avg | Lg | TD |
|--------------|-----|-----|-----|-----|----|
| 2017 | 60 | 312 | 5.2 | 34t | 5 |
| Career | 154 | 913 | 5.9 | 87t | 9 |
| '17 Playoffs | 12 | 83 | 6.9 | 17 | 0 |

TE 81-Jonnu Smith (6-3, 248, Rookie, Florida International) - The 2017 third-round draft pick caught two touchdown passes and appeared in all 16 games with 13 starts as a rookie.

| | G | GS | Rec | Yds | Avg | Lg | TD |
|---------------|----|----|-----|-----|-----|-----|----|
| 2017/Career | 16 | 13 | 18 | 157 | 8.7 | 32t | 2 |
| 2017 Playoffs | 2 | 1 | 3 | 19 | 6.3 | 10 | 0 |

RB 29-DeMarco Murray (6-1, 220, 7th Year, Oklahoma) - The Titans acquired Murray in a 2016 trade after five previous years in Dallas (2011-14) and Philadelphia (2015). In 2016, he led the AFC and ranked third in the NFL in rushing (1,287 yards), earning his third Pro Bowl berth. He was the

2014 NFL Offensive Player of the Year (1,845 rushing yards).

| | G | GS | Att | Yds | Avg | Lg | TD | Rec | Yds | Avg | Lg | TD |
|--------------|----|----|-------|-------|-----|-----|----|-----|-------|-----|----|----|
| 2017 | 15 | 15 | 184 | 659 | 3.6 | 75t | 6 | 39 | 266 | 6.8 | 18 | 1 |
| Career | 99 | 86 | 1,604 | 7,174 | 4.5 | 91t | 49 | 307 | 2,165 | 7.1 | 44 | 6 |
| '17 Playoffs | 0 | 0 | 0 | 0 | - | - | 0 | 0 | 0 | - | - | 0 |

KEY OFFENSIVE RESERVES

QB 16-Matt Cassel (6-4, 228, 13th Year, Southern California) - The 2016 free-agent signee spent 11 previous seasons with New England, Kansas City, Minnesota, Buffalo and Dallas. He was a seventh-round pick with the Patriots in 2005 and made the Pro Bowl with the Chiefs in 2010. In 2017, he played in two games with one start and threw one touchdown pass.

| | G | GS | Att | Cmp | Pct | Yds | TD | Int | Lg | Sk | Rate |
|--------------|-----|----|-------|-------|------|--------|-----|-----|-----|-----|------|
| 2017 | 2 | 1 | 42 | 25 | 59.5 | 162 | 1 | 2 | 17 | 8 | 55.9 |
| Career | 105 | 81 | 2,666 | 1,571 | 58.9 | 17,449 | 104 | 81 | 79t | 209 | 78.8 |
| '17 Playoffs | 0 | 0 | 0 | 0 | - | 0 | 0 | 0 | - | 0 | - |

WR 87-Eric Decker (6-3, 214, 8th Year, Minnesota) - Added as a free agent late in the 2017 offseason, he spent his first four NFL seasons in Denver and the next three campaigns with the Jets, totaling 385 catches for 5,253 yards and 52 touchdowns during that time. He caught 54 passes for 563 yards and one score in his first season with Tennessee.

| | G | GS | Rec | Yds | Avg | Lg | TD |
|---------------|-----|----|-----|-------|------|-----|----|
| 2017 | 16 | 8 | 54 | 563 | 10.4 | 29 | 1 |
| Career | 111 | 83 | 439 | 5,816 | 13.2 | 74t | 53 |
| 2017 Playoffs | 2 | 1 | 8 | 106 | 13.3 | 22t | 1 |

WR 83-Harry Douglas (6-0, 183, 10th year, Louisville) - Signed as an unrestricted free agent from Atlanta in 2015, he had 51 receptions for 621 yards and two touchdowns in his first two seasons in Tennessee and spent most of the 2017 campaign on injured reserve/designated to return.

| | G | GS | Rec | Yds | Avg | Lg | TD |
|---------------|-----|----|-----|-------|------|-----|----|
| 2017 | 2 | 0 | 1 | 8 | 8.0 | 8 | 0 |
| Career | 118 | 40 | 310 | 3,759 | 12.1 | 80t | 10 |
| 2017 Playoffs | 1 | 0 | 0 | 0 | - | - | 0 |

RB 22-Derrick Henry (6-3, 247, 2nd Year, Alabama) - The Heisman Trophy winner was drafted in the second round (45th overall) after rushing for an Alabama-record 3,591 yards and 42 touchdowns. He played in all 16 games during his second campaign with Tennessee, scoring six total touchdowns.

| | G | GS | Att | Yds | Avg | Lg | TD | Rec | Yds | Avg | Lg | TD |
|--------------|----|----|-----|-------|-----|-----|----|-----|-----|------|-----|----|
| 2017 | 16 | 2 | 176 | 744 | 4.2 | 75t | 5 | 11 | 136 | 12.4 | 66t | 1 |
| Career | 31 | 4 | 286 | 1,234 | 4.3 | 75t | 10 | 24 | 273 | 11.4 | 66t | 1 |
| '17 Playoffs | 2 | 2 | 35 | 184 | 5.3 | 35t | 1 | 5 | 56 | 11.2 | 29 | 0 |

G/T 71-Dennis Kelly (6-8, 321, 6th Year, Purdue) - The former fifth-round pick was acquired in a 2016 trade with the Eagles. In his second year in Tennessee, he played in all 16 games with one start as an extra tight end, a package in which he saw extensive time.

2017 G/GS: 16/1, Career G/GS: 62/22, 2017 Playoffs G/GS: 2/0

WR 13-Taywan Taylor (5-11, 203, Rookie, Western Kentucky) - The 2017 third-round pick caught one touchdown pass and appeared in all 16 games with four starts in his rookie campaign.

| | G | GS | Rec | Yds | Avg | Lg | TD |
|---------------|----|----|-----|-----|------|-----|----|
| 2017/Career | 16 | 4 | 16 | 231 | 14.4 | 53t | 1 |
| 2017 Playoffs | 2 | 0 | 2 | 9 | 4.5 | 5 | 0 |

SPECIALISTS

P 6-Brett Kern (6-2, 214, 10th Year, Toledo) - Claimed off waivers from the Broncos during the 2009 season, in 2017 Kern led the NFL with a 49.7 gross average and a 44.6 net average, both of which set career highs and franchise records. He was named to his first career Pro Bowl in 2017.

| | G | Punt | Blk | Yds | Avg | Lg | TB | I20 | NetAvg |
|--------------|-----|------|-----|--------|------|----|----|-----|--------|
| 2017 | 16 | 75 | 0 | 3,728 | 49.7 | 74 | 5 | 28 | 44.6 |
| Career | 160 | 760 | 4 | 34,773 | 45.8 | 79 | 49 | 279 | 40.0 |
| '17 Playoffs | 2 | 10 | 0 | 447 | 44.7 | 62 | 0 | 4 | 41.2 |

K 4-Ryan Succop (6-2, 218, 9th Year, South Carolina) - The former seventh-round pick was signed in 2014 after five seasons in Kansas City. From 2014-17, he made an NFL-record 56 consecutive field goals from inside 50 yards. His 136 points in 2017 set a career high.

| | G | FGM | FGA | Pct | Lg | XPM | XPA | Pts |
|---------------|-----|-----|-----|-------|----|-----|-----|-----|
| 2017 | 16 | 35 | 42 | 83.3 | 52 | 31 | 33 | 136 |
| Career | 144 | 209 | 251 | 83.3 | 54 | 286 | 292 | 913 |
| 2017 Playoffs | 2 | 1 | 1 | 100.0 | 49 | 3 | 3 | 6 |

REGULAR TITANS LINEUP

DEFENSIVE STARTERS

DE 90-DaQuan Jones (6-4, 322, 4th Year, Penn State) - The 2014 fourth-round pick was one of two Titans who started every contest in 2015 and 2016. He started the first 12 games in 2017 and set a career high with 3.5 sacks before landing on IR with a biceps injury.

| | GP | GS | Tackle | Sack | TFL | QBP | Int | PD | FF | FR |
|--------------|----|----|--------|------|-----|-----|-----|----|----|----|
| 2017 | 12 | 12 | 36 | 3.5 | 1 | 9 | 0 | 0 | 0 | 0 |
| Career | 51 | 45 | 145 | 6.0 | 6 | 35 | 0 | 0 | 1 | 2 |
| '17 Playoffs | 0 | 0 | 0 | 0.0 | 0 | 0 | 0 | 0 | 0 | 0 |

NT 96-Sylvester Williams (6-2, 313, 5th Year, North Carolina) - The former first-round pick joined the Titans as an unrestricted free agent in 2017 after spending his first four NFL seasons in Denver. He played in 15 games with 11 starts during his first campaign with Tennessee.

| | GP | GS | Tackle | Sack | TFL | QBP | Int | PD | FF | FR |
|--------------|----|----|--------|------|-----|-----|-----|----|----|----|
| 2017 | 15 | 11 | 26 | 0.0 | 4 | 3 | 0 | 0 | 0 | 0 |
| Career | 75 | 59 | 120 | 5.5 | 9 | NA | 0 | 2 | 0 | 1 |
| '17 Playoffs | 2 | 1 | 6 | 1.0 | 1 | 0 | 0 | 0 | 0 | 0 |

DT 99-Jurrell Casey (6-1, 305, 7th Year, USC) - The third-round draft pick only missed two games in his first six seasons. He earned second-team AP All-Pro honors in 2013 and was named to the Pro Bowl in 2015, 2016 and 2017. He had at least five sacks every year from 2013-2017.

| | GP | GS | Tackle | Sack | TFL | QBP | Int | PD | FF | FR |
|--------------|-----|-----|--------|------|-----|-----|-----|----|----|----|
| 2017 | 16 | 16 | 72 | 6.0 | 7 | 35 | 0 | 1 | 1 | 0 |
| Career | 110 | 108 | 539 | 39.0 | 48 | 141 | 0 | 16 | 5 | 2 |
| '17 Playoffs | 2 | 2 | 14 | 0.0 | 0 | 9 | 0 | 1 | 0 | 0 |

OLB 91-Derrick Morgan (6-4, 261, 8th Year, Georgia Tech) - The former first-round pick's 40 sacks from 2012-2017 led the Titans. In 2017, he led the club with 7.5 sacks and set a career high with 59 pressures. He finished the season ranked ninth in franchise history in career sacks.

| | GP | GS | Tackle | Sack | TFL | QBP | Int | PD | FF | FR |
|--------------|-----|----|--------|------|-----|-----|-----|----|----|----|
| 2017 | 14 | 14 | 40 | 7.5 | 7 | 59 | 0 | 2 | 0 | 2 |
| Career | 105 | 94 | 383 | 44.0 | 41 | 203 | 0 | 23 | 5 | 4 |
| '17 Playoffs | 2 | 2 | 8 | 1.0 | 1 | 6 | 0 | 0 | 0 | 0 |

ILB 54-Avery Williamson (6-1, 246, 4th Year, Kentucky) - The Milan, Tenn., native was a fifth-round pick in 2014. In 2016, he led the team in tackles for the second consecutive campaign, and his 149 stops were the most by a Titans defender since 2010. In 2017, he started all 16 games and ranked second on the team in tackles with 125.

| | GP | GS | Tackle | Sack | TFL | QBP | Int | PD | FF | FR |
|--------------|----|----|--------|------|-----|-----|-----|----|----|----|
| 2017 | 16 | 16 | 125 | 3.0 | 7 | 12 | 0 | 2 | 2 | 0 |
| Career | 63 | 59 | 518 | 11.5 | 30 | 42 | 2 | 8 | 3 | 2 |
| '17 Playoffs | 2 | 2 | 2 | 0.0 | 0 | 1 | 0 | 1 | 0 | 0 |

ILB 59-Wesley Woodyard (6-0, 233, 10th Year, Kentucky) - The 2014 unrestricted free agent signee from the Broncos played in all 64 games during his first four seasons in Tennessee (54 starts). In 2017, he led the team with a career-high 172 tackles.

| | GP | GS | Tackle | Sack | TFL | QBP | Int | PD | FF | FR |
|--------------|-----|----|--------|------|-----|-----|-----|----|----|----|
| 2017 | 16 | 16 | 172 | 5.0 | 17 | 15 | 0 | 5 | 0 | 2 |
| Career | 151 | 94 | 900 | 22.5 | NA | NA | 8 | 33 | 7 | 4 |
| '17 Playoffs | 2 | 2 | 10 | 0.5 | 1 | 1 | 0 | 0 | 0 | 0 |

OLB 98-Brian Orakpo (6-4, 257, 9th Year, Texas) - The former first-round pick arrived in Tennessee as an unrestricted free agent after six seasons with the Redskins (2009-14). He started every game in his first three seasons in Tennessee, and in 2017 he set a career high with 73 quarterback pressures.

| | GP | GS | Tackle | Sack | TFL | QBP | Int | PD | FF | FR |
|--------------|-----|-----|--------|------|-----|-----|-----|----|----|----|
| 2017 | 16 | 16 | 60 | 7.0 | 10 | 73 | 0 | 2 | 3 | 0 |
| Career | 119 | 119 | 490 | 64.5 | 72 | 315 | 1 | 29 | 11 | 3 |
| '17 Playoffs | 2 | 2 | 5 | 1.5 | 1 | 6 | 0 | 0 | 0 | 0 |

CB 25-Adoree' Jackson (5-11, 185, Rookie, USC) - The 18th-overall draft pick started all 16 games in his rookie campaign and posted a team-high 23 passes defended. His 1,260 total snaps ranked second in the NFL.

| Defense | GP | GS | Tackle | Sack | TFL | QBP | Int | PD | FF | FR |
|--------------|----|----|--------|------|-----|-----|-----|----|----|----|
| 2017/Career | 16 | 16 | 67 | 0.0 | 4 | 1 | 0 | 23 | 3 | 0 |
| '17 Playoffs | 2 | 2 | 7 | 0.0 | 0 | 0 | 0 | 3 | 0 | 0 |

| Returns | PR | FC | Yds | Avg | Lg | TD | KR | Yds | Avg | Lg | TD |
|--------------|----|----|-----|-----|----|----|----|-----|------|----|----|
| 2017/Career | 34 | 9 | 290 | 8.5 | 46 | 0 | 25 | 578 | 23.1 | 57 | 0 |
| '17 Playoffs | 4 | 2 | 18 | 4.5 | 13 | 0 | 6 | 126 | 21.0 | 25 | 0 |

SS 37-Johnathan Cyprien (6-0, 223, 5th Year, Florida International) - The former second-round pick spent four seasons with the Jaguars before joining the Titans in 2017. He started 60 games in Jacksonville and in 2016 led all NFL safeties with 126 tackles.

| | GP | GS | Tackle | Sack | TFL | QBP | Int | PD | FF | FR |
|--------------|----|----|--------|------|-----|-----|-----|----|----|----|
| 2017 | 10 | 10 | 65 | 1.0 | 1 | 2 | 0 | 1 | 0 | 0 |
| Career | 70 | 70 | 507 | 3.0 | NA | NA | 2 | 16 | 4 | 2 |
| '17 Playoffs | 2 | 2 | 10 | 0.0 | 1 | 0 | 0 | 4 | 0 | 0 |

FS 31-Kevin Byard (5-11, 212, 2nd Year, Middle Tennessee State) - The 2016 third-round pick appeared in all 32 games with 23 starts during his first two seasons. In 2017, his 10 total takeaways led the NFL and his eight interceptions tied for first in the league.

| | GP | GS | Tackle | Sack | TFL | QBP | Int | PD | FF | FR |
|--------------|----|----|--------|------|-----|-----|-----|----|----|----|
| 2017 | 16 | 16 | 87 | 0.0 | 4 | 3 | 8 | 18 | 0 | 2 |
| Career | 32 | 23 | 150 | 1.0 | 9 | 6 | 8 | 22 | 0 | 2 |
| '17 Playoffs | 2 | 2 | 16 | 0.0 | 0 | 0 | 0 | 0 | 0 | 0 |

CB 26-Logan Ryan (5-11, 195, 5th Year, Rutgers) - The former third-round draft choice was with New England for four seasons before arriving in Tennessee. In 2017, he started 15 games during his first campaign with the Titans, and his 14 passes defended tied his single-season career high.

| | GP | GS | Tackle | Sack | TFL | QBP | Int | PD | FF | FR |
|--------------|----|----|--------|------|-----|-----|-----|----|----|----|
| 2017 | 15 | 15 | 73 | 0.0 | 2 | 2 | 0 | 14 | 1 | 0 |
| Career | 79 | 55 | 324 | 2.5 | NA | NA | 13 | 55 | 4 | 0 |
| '17 Playoffs | 2 | 2 | 12 | 0.0 | 1 | 0 | 0 | 1 | 0 | 0 |

KEY DEFENSIVE RESERVES

LB 55-Jayon Brown (6-0, 226, Rookie, UCLA) - The 2017 fifth-round pick appeared in all 16 games during his rookie campaign and totaled 67 tackles and 1.5 sacks.

| | GP | GS | Tackle | Sack | TFL | QBP | Int | PD | FF | FR |
|--------------|----|----|--------|------|-----|-----|-----|----|----|----|
| 2017/Career | 16 | 0 | 67 | 1.5 | 2 | 6 | 0 | 4 | 0 | 1 |
| '17 Playoffs | 2 | 0 | 5 | 0.0 | 0 | 0 | 0 | 1 | 0 | 0 |

DE 94-Austin Johnson (6-4, 314, 2nd Year, Penn State) - The 2016 second-round pick appeared in all 16 games with three starts during his second NFL campaign in 2017. He totaled 32 tackles and one sack.

| | GP | GS | Tackle | Sack | TFL | QBP | Int | PD | FF | FR |
|--------------|----|----|--------|------|-----|-----|-----|----|----|----|
| 2017 | 16 | 3 | 32 | 1.0 | 1 | 0 | 0 | 2 | 0 | 0 |
| Career | 26 | 3 | 47 | 1.5 | 2 | 1 | 0 | 3 | 0 | 0 |
| '17 Playoffs | 2 | 1 | 6 | 0.0 | 0 | 1 | 0 | 0 | 0 | 0 |

DE 97-Karl Klug (6-3, 278, 7th Year, Iowa) - The former fifth-round pick played in 15 games in 2017 after returning from a 2016 season-ending Achilles injury. He totaled 26 tackles in his seventh season as a Titan.

| | GP | GS | Tackle | Sack | TFL | QBP | Int | PD | FF | FR |
|--------------|-----|----|--------|------|-----|-----|-----|----|----|----|
| 2017 | 15 | 0 | 26 | 1.5 | 1 | 6 | 0 | 0 | 0 | 0 |
| Career | 109 | 8 | 178 | 21.5 | 10 | 67 | 0 | 9 | 5 | 1 |
| '17 Playoffs | 2 | 0 | 0 | 0.0 | 0 | 3 | 0 | 0 | 0 | 0 |

SS 21-Da'Norris Searcy (5-11, 207, 7th Year, North Carolina) - A fourth-round selection by the Bills in 2011, he played in 62 games in his four seasons in Buffalo before signing with Tennessee as an unrestricted free agent in 2015. In his first three seasons with the Titans, he appeared in 45 games with 33 starts and totaled 132 tackles.

| | GP | GS | Tackle | Sack | TFL | QBP | Int | PD | FF | FR |
|--------------|-----|----|--------|------|-----|-----|-----|----|----|----|
| 2017 | 16 | 6 | 27 | 0.0 | 1 | 1 | 1 | 2 | 0 | 0 |
| Career | 107 | 56 | 323 | 4.5 | 13 | 7 | 8 | 28 | 3 | 3 |
| '17 Playoffs | 2 | 0 | 2 | 0.0 | 0 | 0 | 0 | 1 | 0 | 0 |

CB 36-LeShaun Sims (6-0, 203, 2nd Year, Southern Utah) - The fifth-round pick played in all 16 games with 10 starts as a rookie and tied for second on the team with two interceptions. He played in 13 games with five starts in 2017 before landing on IR with a hamstring injury.

| | GP | GS | Tackle | Sack | TFL | QBP | Int | PD | FF | FR |
|--------------|----|----|--------|------|-----|-----|-----|----|----|----|
| 2017 | 13 | 5 | 33 | 0.0 | 1 | 0 | 1 | 5 | 1 | 0 |
| Career | 26 | 7 | 51 | 0.0 | 2 | 0 | 2 | 11 | 1 | 0 |
| '17 Playoffs | 0 | 0 | 0 | 0.0 | 0 | 0 | 0 | 0 | 0 | 0 |

OLB 93-Erik Walden (6-2, 250, 10th Year, Middle Tennessee State) - The MTSU product and former sixth-round pick spent four years with the Colts (2013-16) before signing with the Titans in 2017. He totaled 11 sacks in 2016 and four sacks in 2017.

| | GP | GS | Tackle | Sack | TFL | QBP | Int | PD | FF | FR |
|--------------|-----|----|--------|------|-----|-----|-----|----|----|----|
| 2017 | 16 | 2 | 44 | 4.0 | 5 | 28 | 0 | 0 | 0 | 1 |
| Career | 145 | 88 | 450 | 36.0 | NA | NA | 2 | 10 | 7 | 3 |
| '17 Playoffs | 2 | 0 | 4 | 0.0 | 0 | 1 | 0 | 0 | 0 | 0 |

2017 GAME-BY-GAME HIGHLIGHTS

Week 1 • Sept. 10, 2017 • RAIDERS 26 at Titans 16 • 0-1

The Titans open their season with 256 passing yards and a touchdown from Marcus Mariota, but Derek Carr completes two touchdown passes in the Raiders victory ... Oakland's Giorgio Tavecchio was perfect on four field goals in his debut ... The Titans go 1-for-3 in the red zone ... Corey Davis makes his NFL debut with six receptions for 69 yards ... The Titans cut the deficit to 23-16 with 4:49 remaining but Oakland drives to put the game away with a final field goal.

Week 2 • Sept. 17, 2017 • TITANS 37 at Jaguars 16 • 1-1

After falling behind 3-0, the Titans score the game's next 30 points and finish six consecutive possessions with scores ... The Titans' tally includes 31 points in the second half ... The Titans defense recovers a Blake Bortles fumble and gets interceptions from Da'Norris Searcy and Curtis Riley ... Derrick Henry rushes for 92 yards on 14 carries, including a 17-yard touchdown ... Rookie tight end Jonnu Smith scores his first career touchdown on a 32-yard screen play.

Week 3 • Sept. 24, 2017 • Seahawks 27 at TITANS 33 • 2-1

The Titans score 24 points in the second half, including 21 in the third quarter ... Marcus Mariota completes touchdown passes to Rishard Matthews (55 yards) and Jonnu Smith (24 yards) ... DeMarco Murray rushes for 115 yards, including a 75-yard touchdown, and the team totals 195 yards on the ground ... Ryan Succop makes all five field goal attempts ... Seattle's Russell Wilson passes for 373 yards and four touchdowns.

Week 4 • Oct. 1, 2017 • Titans 14 at TEXANS 57 • 2-2

The Texans set a franchise record with 57 points, handing the Titans their sixth-largest loss (43 points) in franchise history ... The Texans score the game's first 21 points ... The Titans cut the lead to 24-14 on two touchdown runs by Marcus Mariota (34 yards and two yards), but Mariota then exits the game with a hamstring injury ... Texans rookie quarterback DeShaun Watson accounts for five total touchdowns (four passing, one rushing).

Week 5 • Oct. 8, 2017 • Titans 10 at DOLPHINS 16 • 2-3

Matt Cassel starts for an injured Marcus Mariota (hamstring) and throws a touchdown pass to tight end Phillip Supernaw ... The Dolphins defense records six sacks ... Each team commits two turnovers ... Jay Cutler completes a game-winning, six-yard touchdown pass to receiver Jarvis Landry in the fourth quarter ... The Dolphins also score on a 38-yard fumble recovery by safety Reshad Jones.

Week 6 • Oct. 16, 2017 • Colts 22 at TITANS 36 • 3-3

In a Monday night game, Marcus Mariota passes for 306 yards and a touchdown, and Ryan Succop connects on five field goals ... Mariota's 53-yard touchdown pass to receiver Taywan Taylor breaks a 22-22 tie in the fourth quarter, and Derrick Henry's 72-yard touchdown run seals the victory ... Henry totals 131 yards on 19 carries, and DeMarco Murray adds 40 rushing yards and a touchdown ... The Titans defense limits the Colts and quarterback Jacoby Brissett to 22 percent on third down in the game and 111 total yards in the second half ... Colts linebacker John Simon scores on a 26-yard interception return.

Week 7 • Oct. 22, 2017 • TITANS 12 at Browns 9 • 4-3

Ryan Succop's fourth field goal of the day, a 47-yarder with less than two minutes remaining in overtime, provides the victory in a game in which neither team reaches the end zone ... Titans safety Kevin Byard becomes the first NFL player since 2011 (Eagles safety Kurt Coleman) to record three interceptions in a game, victimizing DeShone Kizer twice and Cody Kessler once ... The Browns defense stops the Titans from scoring in the third quarter on a first-and-goal from the one-yard line ... In overtime, the Titans defense forces two three-and-outs leading to the game-winning kick.

Week 9 • Nov. 5, 2017 • Ravens 20 at TITANS 23 • 5-3

Marcus Mariota passes for 218 yards with touchdown passes to receivers Rishard Matthews and Eric Decker, the latter of which came with less than four minutes remaining ... Derrick Henry rushes for a one-yard touchdown ... Titans safety Kevin Byard records two interceptions off Joe Flacco, who also has two touchdown passes ... The Titans convert on all three chances in the red zone ... The Ravens outgain the Titans 341 to 257 and limit the Titans to 27 percent on third down.

Week 10 • Nov. 12, 2017 • Bengals 20 at TITANS 24 • 6-3

Marcus Mariota caps a 73-yard drive with a seven-yard, game-winning touchdown pass to DeMarco Murray with 36 seconds remaining in the fourth quarter ... Murray scores all three of the team's touchdowns (two rushing, one receiving) ... The Titans never trail until Andy Dalton's 70-yard touchdown pass to A.J. Green (115 receiving yards) with 5:03 remaining in the fourth quarter ... The Titans record a time of possession of 40:09 and go seven-of-15 on third down, while the Bengals are one-of-10 on third down.

Week 11 • Nov. 16, 2017 • Titans 17 at STEELERS 40 • 6-4

In a Thursday night game, Steelers quarterback Ben Roethlisberger throws four touchdown passes, including three to receiver Antonio Brown ... Brown finishes with 144 yards on 10 catches ... Marcus Mariota passes for 306 yards but is intercepted four times and sacked five times by the Steelers defense ... Mariota rushes for a seven-yard touchdown in the first quarter and completes a 75-yard touchdown to Rishard Matthews on the first play of the third quarter.

Week 12 • Nov. 26, 2017 • TITANS 20 at Colts 16 • 7-4

DeMarco Murray scores the go-ahead touchdown on a one-yard run with 5:59 remaining in the fourth quarter ... The Titans erase a 10-point deficit in the second half ... The Titans defense sacks Jacoby Brissett eight times, tied for the third-highest single-game sack total in Titans/Oilers history ... Led by Derrick Henry (79 rushing yards in the game), the Titans collect 89 of their 92 total rushing yards in the fourth quarter ... Kevin Byard recovers a fumble on the Indianapolis four-yard line to set up a touchdown.

Week 13 • Dec. 3, 2017 • Texans 13 at TITANS 24 • 8-4

After the Texas jump out to a 10-0 lead, Marcus Mariota rushes for a nine-yard touchdown and completes a 24-yard touchdown pass to Delanie Walker ... Derrick Henry's 75-yard touchdown run to seal the win is preceded by an interception by LeShaun Sims in the end zone to end a Houston threat ... The Titans total 198 rushing yards ... Texans quarterback Tom Savage passes for 365 yards but is sacked four times by the Titans defense ... The Titans limit the Texans to 53 rushing yards.

Week 14 • Dec. 10, 2017 • Titans 7 at CARDINALS 12 • 8-5

The Titans take a 7-0 lead after a six-yard touchdown run by Derrick Henry but are kept scoreless for the remainder of the game ... The Cardinals score 12 unanswered points in the second half on four field goals by Phil Dawson ... The Titans defense records eight sacks on Cardinals quarterback Blaine Gabbert ... A fake punt by the Titans (direct snap to Eric Weems) is stuffed for no gain by the Cardinals to set up one of Dawson's field goals ... Marcus Mariota is intercepted twice by the Cardinals.

Week 15 • Dec. 17, 2017 • Titans 23 at 49ERS 25 • 8-6

Robbie Gould makes six field goals, including the game-winner from 45 yards as time expires ... Gould's game-winner follows a 50-yarder by Ryan Succop that put the Titans ahead 23-22 with 1:07 remaining ... Jimmy Garoppolo passes for 381 yards and engineers seven scoring drives in nine San Francisco possessions ... 49ers receiver Marquise Goodwin records a game-high 10 receptions for 114 yards ... Marcus Mariota passes for 241 yards and a pair of touchdowns.

Week 16 • Dec. 24, 2017 • RAMS 27 at Titans 23 • 8-7

Jared Goff (301 passing yards) throws a game-winning touchdown pass to Cooper Kupp with 11:51 on the clock, with a late drive by the Titans ending in Los Angeles territory ... Rams running back Todd Gurley totals 276 scrimmage yards (118 rushing, 158 receiving) and two touchdowns, including an 80-yard touchdown catch ... The Titans score touchdowns on a DeMarco Murray run (six yards) and a four-yard fumble return by linebacker Wesley Woodyard.

Week 17 • Dec. 31, 2017 • Jaguars 10 at TITANS 15 • 9-7

The Titans force four turnovers and record two sacks to clinch their first playoff berth since 2008 ... Marcus Mariota passes for 134 yards, including a 66-yard touchdown on a screen pass to Derrick Henry in the second quarter ... Mariota rushes for 60 yards, and Henry adds 51 rushing yards ... Kevin Byard notches two interceptions off Blake Bortles ... Ryan Succop boots three field goals ... Jacksonville's touchdown comes on a 67-yard fumble return by defensive end Yannick Ngakoue.

Wild Card • Jan. 6, 2018 • TITANS 22 at Chiefs 21 • 10-7

Titans score 19 unanswered points to erase an 18-point deficit in the second half ... Derrick Henry rushes for 156 of the team's 202 rushing yards ... Marcus Mariota completes a six-yard touchdown to himself on a batted pass and adds a game-winning touchdown pass to Eric Decker in the fourth quarter ... The Titans defense shuts out the Chiefs in the second half, allowing three first downs and 61 yards in the final two quarters.

Divisional • Jan. 13, 2018 • Titans 14 at PATRIOTS 35 • 10-8

The Titans' season comes to an end in New England courtesy of a 337-yard, three-touchdown passing performance by Tom Brady ... Marcus Mariota passes for 254 yards with a pair of touchdown passes to rookie receiver Corey Davis (five catches for 63 yards) ... The Titans take a 7-0 lead into the second quarter before the Patriots score 35 consecutive points ... Five different Patriots score touchdowns ... Danny Amendola catches 11 passes for 112 yards for New England ... Mariota is sacked eight times.

EXECUTIVE VICE PRESIDENT/GENERAL MANAGER JON ROBINSON

Jon Robinson was hired as Titans general manager on Jan. 14, 2016 after spending two years as director of player personnel for the Tampa Bay Buccaneers. Nearly one year later, on Jan. 5, 2017, he was promoted to executive vice president/general manager.

Robinson's work in his first two years helped the team go from three wins in the season prior to his arrival to consecutive 9-7 seasons and a Divisional Round playoff finish following the 2017 campaign. He became the fifth general manager in franchise history to have the team in the playoffs within his first two full seasons.

Robinson turned over two-thirds of the Titans roster in his first two years on the job. At the end of the 2017 campaign, 35 players on the club's 53-man roster (66.0 percent) were added after Robinson arrived in Tennessee—16 free agents, three players acquired via trade, two waiver pickups and 14 draft picks. An additional three picks from the 2016 draft class ended 2017 on injured reserve.

"I think we've got a really good football team," Robinson said in January 2018. "I think we've got a good roster, and we've got a good makeup of players. The personalities in that locker room—they really love each other and they play hard for each other. They're tough and resilient, and I think—not to put a timetable on it—but I think that the pieces are in place for us to move forward."

Early in the 2017 offseason, Robinson used free agency to address needs on defense and special teams. Most notably, he spearheaded deals for cornerback **Logan Ryan** (New England), safety **Johnathan Cyprien** (Jacksonville), nose tackle **Sylvester Williams** (Denver) and special teams contributor **Brynden Trawick** (Oakland).

In the 2017 NFL Draft, Robinson spent first-round picks on wide receiver **Corey Davis** (fifth overall) and cornerback **Adoree' Jackson** (18th overall). It marked the first time the franchise had a pair of first-round draft selections since 1987. Davis contributed 34 receptions for 375 yards during the regular season and added nine receptions for 98 yards and a team-high two touchdowns during the playoffs. Jackson started every game and ranked second in the NFL in total snaps in 2017 (1,260) while also handling the team's return responsibilities.

Davis and Jackson were the initial two players of a draft haul that also featured wide receiver **Taywan Taylor** and tight end **Jonnu Smith** in the third round. Eight of the nine-member draft class remained with the club at the end of 2017, combining for 76 games and 42 starts.

In his first year as an NFL general manager, Robinson's leadership and decision-making helped the Titans triple their win total from the previous season, finishing 9-7 in 2016 after a 3-13 finish in 2015. The six-win improvement tied for the most in franchise history (1967 and 1974) and doubled the previous club benchmark for the most wins in the first year under a new general manager (three by **Bum Phillips** in 1975).

Within the first four months at his post, Robinson pulled the trigger on several key personnel decisions. On March 9, 2016, he made his first major acquisition, swapping fourth-round draft picks with the Philadelphia Eagles



TITANS PERSONNEL/SCOUTING STAFF

| | |
|----------------------------|--|
| Jon Robinson | Executive Vice President/General Manager |
| Vin Marino | Vice President of Football Administration |
| Carly Mygrants | Executive Assistant to EVP & General Manager/Football Administration |
| Ryan Cowden | Director of Player Personnel |
| Brian Gardner | Director of Pro Scouting |
| Jon Salge | Director of College Scouting |
| Brandon Taylor | National Scout |
| Steve Hutchinson | Pro Scout |
| Kevin Turks | Pro Scout |
| Mike Boni | College Scout |
| Patrick Callaway | College Scout |
| Tom Roth | College Scout |
| Wes Slay | College Scout |
| Dale Thompson | College Scout |
| T.J. Earley | Scouting Coordinator |
| Casey Callahan | Scouting Assistant |
| Tosin Kazeem | Scouting Assistant |

in exchange for running back **DeMarco Murray**. The trade provided major dividends in 2016, as Murray led the AFC and ranked third in the NFL with 1,287 rushing yards.

Around the same time, Robinson began to work the free agent market. Center **Ben Jones** and wide receiver **Rishard Matthews** highlighted the haul, and both were instrumental in helping to transform the Titans offense into the 11th-ranked unit in the NFL. Jones started all 16 games and keyed a rushing attack that ranked third in the league, while Matthews set career highs with 65 receptions (tied for the team lead), a team-high 945 receiving yards and a team-high nine touchdown receptions. The latter number tied for sixth in the NFL and tied for ninth in franchise history.

On April 14, 2016, two weeks before the NFL Draft, Robinson and the Titans dealt the first overall pick to the Los Angeles Rams in one of the biggest trades in recent NFL history. The Titans gave up the No. 1 pick and a fourth-rounder in order to receive the 15th overall pick, two second-rounders and a third-rounder in 2016, plus the Rams' first- and third-round picks in 2017. From 1990–2015, there were seven trades involving the No. 1 overall pick, but this was the first since 2004, when the San Diego Chargers selected **Eli Manning** with the first pick and dealt his rights to the New York Giants.

The Titans had their hands at one point or another on 17 selections in the 2016 draft due to five different trades (including one trade in 2015), and in the end, they ended up with a class of 10 players, including four of the top 45 picks. Robinson swung a draft-day trade with the Cleveland Browns to move back up to the eighth slot to choose Michigan State tackle **Jack Conklin**.

All 10 members of Robinson's first draft class played in at least one game in 2016. They accumulated a total of 110 games played and 38 starts, including 16 starts at right tackle by Conklin. The eighth-overall pick capped his successful rookie campaign by being named first-team All-Pro by Associated Press. Other rookies in 2016 who made significant contributions included second-round running back **Derrick Henry**, third-round safety **Kevin Byard** and fifth-round wide receiver **Tajae Sharpe**. Byard earned first-team All-Pro honors and a Pro Bowl berth in his second season.

Robinson arrived in Tennessee with a wide range of experience from working his way up on the personnel side of the NFL. From 2014–2015, he served as director of player personnel for the Buccaneers and oversaw both college and pro departments as the team rebuilt its roster. The 2015 Buccaneers draft class made a significant impact, including four rookie starters: quarterback **Jameis Winston**, tackle **Donovan Smith**, guard **Ali Marpet** and linebacker **Kwon Alexander**.

Prior to joining Tampa Bay, Robinson spent 12 years with the New England Patriots, including his last five years (2009-13) as the director of college scouting. In the five years heading up their college scouting, the Patriots added a number of key components to their roster that won the Super Bowl in 2014, including wide receiver **Julian Edelman**, defensive back



Devin McCourty, tight end **Rob Gronkowski**, tackle **Nate Solder** and defensive end **Chandler Jones**. He joined the Patriots as an area scout in 2002, a role he served for four seasons. Robinson then spent two years (2006-07) as a regional scout, before being promoted to assistant director of college scouting in 2008 and then director of college scouting in 2009. In his time scouting for the Patriots the team won 10 division titles, four conference titles and two Super Bowls (2003, 2004).

Robinson played three years at Southeast Missouri State as a defensive lineman after starting his college career at the Air Force Academy. Following his college career as a player, he spent one season (1998) coaching at his alma mater and three years (1999-2001) coaching at Nicholls State.

A native of Union City, Tenn., Robinson and his wife, Jaimie, have two daughters, Taylor and Bailey.

Jon Robinson's Background:

2017-18: Tennessee Titans - Executive Vice President/General Manager

2016: Tennessee Titans - General Manager

2014-15: Tampa Bay Buccaneers - Director of Player Personnel

2009-13: New England Patriots - Director of College Scouting

2008: New England Patriots - Assistant Director of College Scouting

2006-07: New England Patriots - Regional Scout

2002-05: New England Patriots - Area Scout

1999-01: Nicholls State - Assistant Coach

1998: Southeast Missouri State - Assistant Coach

ROBINSON TO THE PLAYOFFS IN YEAR 2

In January 2016, Titans controlling owner **Amy Adams Strunk** hired general manager **Jon Robinson**, who helped turn the Titans into a playoff team by his second season.

Robinson became the fifth general manager in franchise history to have the team in the playoffs within his first two full seasons.

Titans/Oilers general managers in the playoffs within their first two full seasons:

| Head Coach | First Full Season as General Manager | Postseason Berths in First Two Seasons |
|---------------------|--------------------------------------|--|
| Jon Robinson | 2016 | 2017 (Year 2) |
| Mike Reinfeldt | 2007 | 2007, 2008 (Years 1 & 2) |
| Mike Holovak | 1989 | 1989, 1990 (Years 1 & 2) |
| Don Klosterman | 1966 | 1967 (Year 2) |
| Don Suman | 1961 | 1961, 1962 (Years 1 & 2) |

NEW GENERAL MANAGERS

Jon Robinson was the 13th general manager hired in franchise history. In his first season, he helped lead the Titans to a 9-7 record after inheriting a 3-13 squad from 2015. No new general manager for the club had ever before seen a win increase of more than three games in his first season.

Robinson's nine wins were one shy of the previous record for a first-year general manager, a mark shared by **Mike Reinfeldt** (10-6 in 2007) and **Don Suman** (10-3-1 in 1961).

History of Titans/Oilers new general managers and improvement in first season:

| New GM | 1st Season | W-L in 1st Season | Team W-L Prev. Season | Win Improvement |
|---------------------|-------------|-------------------|-----------------------|-----------------|
| Jon Robinson | 2016 | 9-7 | 3-13 | 6 |
| Ruston Webster | 2012 | 6-10 | 9-7 | -3 |
| Mike Reinfeldt | 2007 | 10-6 | 8-8 | 2 |
| Floyd Reese | 1994 | 2-14 | 12-4 | -10 |
| Mike Holovak | 1989 | 9-7 | 10-6 | -1 |
| Ladd Herzeg | 1981 | 7-9 | 11-5 | -4 |
| Bum Phillips | 1975 | 10-4 | 7-7 | 3 |
| Sid Gillman | 1973 | 1-13 | 1-13 | 0 |
| John Breen | 1971 | 4-9-1 | 3-10-1 | 1 |
| Don Klosterman | 1966 | 3-11 | 4-10 | -1 |
| Carroll Martin | 1964 | 4-10 | 6-8 | -2 |
| Frank "Pop" Ivy | 1963 | 6-8 | 11-3 | -5 |
| Don Suman | 1961 | 10-3-1 | 10-4 | 0 |

Among the four new NFL general managers hired in 2016, Robinson led the group by leading the Titans to six more wins than the previous season.

New NFL general managers in 2016:

| New GM | Team | 2016 W-L | Team's 2015 W-L | Win Improvement |
|---------------------|-------------------------|------------|-----------------|-----------------|
| Jon Robinson | Tennessee Titans | 9-7 | 3-13 | 6 |
| Chris Grier | Miami Dolphins | 10-6 | 6-10 | 4 |
| Bob Quinn | Detroit Lions | 9-7 | 7-9 | 2 |
| Paul DePodesta* | Cleveland Browns | 1-15 | 3-13 | -2 |

* Chief Strategy Officer



FREE AGENCY UNDER ROBINSON

2017

| Free Agents Signed | Former Team |
|-----------------------|--------------|
| LB Daren Bates | Oakland |
| S Johnathan Cyprien | Jacksonville |
| WR Eric Decker | N.Y. Jets |
| CB Demontre Hurst | Chicago |
| OL Tim Lelito | New Orleans |
| CB Logan Ryan | New England |
| S Brynden Trawick | Oakland |
| OLB Erik Walden | Indianapolis |
| KR/WR Eric Weems | Atlanta |
| NT Sylvester Williams | Denver |

| Free Agents Lost | New Team |
|--------------------|---|
| T/G Byron Bell | Dallas |
| CB Valentino Blake | N.Y. Giants |
| TE Anthony Fasano | Miami |
| C/G Brian Schwenke | Indianapolis (later re-signed in Tennessee) |
| LB Sean Spence | Indianapolis |
| G Chance Warmack | Philadelphia |
| WR Kendall Wright | Chicago |

2016

| Free Agents Signed | Former Team |
|---------------------|-------------|
| CB Brice McCain | Miami |
| C Ben Jones | Houston |
| QB Matt Cassel | Dallas |
| WR Rishard Matthews | Miami |
| LB Sean Spence | Pittsburgh |
| CB Valentino Blake | Pittsburgh |
| S Rashad Johnson | Arizona |

| Free Agents Lost | New Team |
|--------------------|-------------|
| LB Zach Brown | Buffalo |
| LB Steven Johnson | Pittsburgh |
| OL Joe Looney | Dallas |
| CB Coty Sensabaugh | Los Angeles |

ROBINSON'S DRAFT CLASSES

Bold = currently on the Titans roster

2017

| Rd. | Pick | Player | Pos. | College |
|-----|------|---------------------------|------|-----------------------|
| 1 | 5 | Corey Davis | WR | Western Michigan |
| 1 | 18 | Adoree' Jackson | CB | Southern California |
| 3 | 72 | Taywan Taylor | WR | Western Kentucky |
| 3 | 100 | Jonnu Smith | TE | Florida International |
| 5 | 155 | Jayon Brown | LB | UCLA |
| 6 | 217 | Corey Levin | OL | Chattanooga |
| 7 | 227 | Josh Carraway | OLB | Texas Christian |
| 7 | 236 | Brad Seaton | T | Villanova |
| 7 | 241 | Khalifani Muhammad | RB | California |

2016

| Rd. | Pick | Player | Pos. | College |
|-----|------|-----------------------|------|----------------------|
| 1 | 8 | Jack Conklin | T | Michigan State |
| 2 | 33 | Kevin Dodd | OLB | Clemson |
| 2 | 43 | Austin Johnson | DL | Penn State |
| 2 | 45 | Derrick Henry | RB | Alabama |
| 3 | 64 | Kevin Byard | S | Middle Tennessee St. |
| 5 | 140 | Tajae Sharpe | WR | Massachusetts |
| 5 | 157 | LeShaun Sims | CB | Southern Utah |
| 6 | 193 | Sebastian Tretola | G | Arkansas |
| 7 | 222 | Aaron Wallace | OLB | UCLA |
| 7 | 253 | Kalan Reed | CB | Southern Mississippi |

TITANS ROSTER BREAKDOWN

On the 2017 season-ending 53-man roster, there were 25 offensive players, 25 defensive players and three specialists. Thirty-five of the 53 players were added to the roster in 2016 or 2017.

The following is a closer breakdown of the 53-man roster (as of Jan. 13, 2018 unless noted; does not include players on the practice squad or reserve lists):

By Draft Round:

| | |
|---------------|----|
| First Round | 9 |
| Second Round | 4 |
| Third Round | 8 |
| Fourth Round | 4 |
| Fifth Round | 5 |
| Sixth Round | 5 |
| Seventh Round | 7 |
| Undrafted | 11 |

Years in NFL (through 2017):

| | |
|--------|---|
| 13th | 1 |
| 12th | 1 |
| 10th | 5 |
| 9th | 3 |
| 8th | 2 |
| 7th | 5 |
| 6th | 5 |
| 5th | 8 |
| 4th | 3 |
| 3rd | 3 |
| 2nd | 7 |
| 1st | 2 |
| Rookie | 8 |

By Age (age as of Jan. 13, 2018):

| | |
|-------|----|
| 21-24 | 15 |
| 25-28 | 20 |
| 29-32 | 14 |
| 33+ | 4 |

By Position:

| | |
|-------------|----|
| LB | 10 |
| OL | 8 |
| WR | 6 |
| CB | 5 |
| DL | 5 |
| S5 | |
| RB/FB | 4 |
| TE | 4 |
| Specialists | 3 |
| QB | 3 |

Pro Bowls (Seasons):

| |
|--|
| S Kevin Byard (2017) |
| DT Jurrell Casey (2015, '16, '17) |
| QB Matt Cassel (2010) |
| P Brett Kern (2017) |
| T Taylor Lewan (2016, '17) |
| RB DeMarco Murray (2013, '14, '16) |
| OLB Brian Orakpo (2009, '10, '13, '16) |
| ST Brynden Trawick (2017) |
| TE Delanie Walker (2015, '16, '17) |
| KR/PR Eric Weems (2010) |

Super Bowl Victories:

| |
|------------------------------|
| G Josh Kline (2014) |
| CB Logan Ryan (2014, '16) |
| OLB Erik Walden (2010) |
| NT Sylvester Williams (2015) |

First-Round Draft Picks:

| |
|--|
| WR Corey Davis (2017) |
| CB Adoree' Jackson (2017) |
| T Jack Conklin (2016) |
| QB Marcus Mariota (2015) |
| T Taylor Lewan (2014) |
| NT Sylvester Williams (2013 by Denver) |
| QB Brandon Weeden (2012 by Cleveland) |
| OLB Derrick Morgan (2010) |
| OLB Brian Orakpo (2009 by Washington) |

Drafted by the Titans: 20

New players in 2017: 21

Oldest player: QB Matt Cassel (5/17/82)

Youngest player: CB Adoree' Jackson (9/18/95)

Tallest player: OL Dennis Kelly (6-8)

Shortest player: CB Brice McCain, WR/KR Eric Weems (5-9)

Most seasons with the Titans (through 2017): P Brett Kern (9)

Most NFL seasons (through 2017): QB Matt Cassel (13)

States that produced the most current Titans (high school location):

California - 7 (Jayon Brown, Jurrell Casey, Matt Cassel, Rishard Matthews, Brian Schwenke, Delanie Walker, Aaron Wallace)
Georgia - 6 (Kevin Byard, Corey Levin, Da'Norris Searcy, Brynden Trawick, Erik Walden, Wesley Woodyard)

University that produced the most current Titans:

Southern California - 3 (Jurrell Casey, Matt Cassel, Adoree' Jackson)

Injured reserve (as of Jan. 13, 2018): QB Alex Tanney, WR Tajae Sharpe, CB LeShaun Sims, OLB Victor Ochi, OLB Aaron Wallace, DE DaQuan Jones

TRADES BY JON ROBINSON

Since being hired as Titans general manager in January 2016, **Jon Robinson** has engineered the following trades:

2017 TRADES

| Trade Date/Teams | Compensation | Overall | Player Selected | Note |
|--|-----------------------------|---------|------------------------|--|
| 1. April 28, 2017 (Draft Day Trade) | | | | |
| Tennessee Receives: | Draft Choice: Round 3, 2017 | #72 | WR Taywan Taylor | Pick originally from Carolina |
| | Draft Choice: Round 6, 2017 | #200 | T Adam Bisnowaty | Pick traded to N.Y. Giants; originally from Indianapolis |
| New England Receives: | Draft Choice: Round 3, 2017 | #83 | DE Derek Rivers | |
| | Draft Choice: Round 4, 2017 | #124 | LB Jalen Reeves-Maybin | Pick traded to Detroit |
| 2. April 29, 2017 (Draft Day Trade) | | | | |
| Tennessee Receives: | Draft Choice: Round 5, 2017 | #155 | LB Jayon Brown | |
| Philadelphia Receives: | Draft Choice: Round 5, 2017 | #164 | G Isaac Asiata | Pick traded to Miami |
| | Draft Choice: Round 6, 2017 | #214 | DT Elijah Qualls | Pick originally from Atlanta |
| 3. April 29, 2017 (Draft Day Trade) | | | | |
| Tennessee Receives: | Draft Choice: Round 6, 2017 | #207 | DB Brandon Wilson | Pick traded to Cincinnati |
| | Draft Choice: Round 7, 2017 | #241 | RB Khalfani Muhammad | |
| N.Y. Giants Receive: | Draft Choice: Round 6, 2017 | #200 | T Adam Bisnowaty | Pick originally from Indianapolis through New England |
| 4. April 29, 2017 (Draft Day Trade) | | | | |
| Tennessee Receives: | Draft Choice: Round 6, 2017 | #217 | OL Corey Levin | Compensatory pick |
| | Draft Choice: Round 7, 2017 | #227 | OLB Josh Carraway | |
| Cincinnati Receives: | Draft Choice: Round 6, 2017 | #207 | DB Brandon Wilson | Pick originally from N.Y. Giants |
| 5. Sept. 1, 2017 | | | | |
| Tennessee Receives: | Player: DE David King | | | |
| Kansas City Receives: | Draft Choice: Round 7, 2018 | | | Conditional Draft Choice |

2016 TRADES

| Trade Date/Teams | Compensation | Overall | Player Selected | Note |
|--|---------------------------------|---------|------------------------|---|
| 1. March 9, 2016 — The DeMarco Murray Trade | | | | |
| Tennessee Receives: | Player: RB DeMarco Murray | | | |
| | Draft Choice: Round 4, 2016 | #113 | LB Nick Kwiatkoski | Pick traded from Tennessee to Los Angeles to Chicago |
| Philadelphia Receives: | Draft Choice: Round 4, 2016 | #100 | QB Connor Cook | Pick traded from Philadelphia to Cleveland to Oakland |
| 2. April 14, 2016 — Titans Trade First Overall Pick | | | | |
| Tennessee Receives: | Draft Choice: Round 1, 2016 | #15 | WR Corey Coleman | Pick traded from Tennessee to Cleveland |
| | Draft Choice: Round 2, 2016 | #43 | DL Austin Johnson | Pick originally from Philadelphia |
| | Draft Choice: Round 2, 2016 | #45 | RB Derrick Henry | |
| | Draft Choice: Round 3, 2016 | #76 | T Shon Coleman | Pick traded from Tennessee to Cleveland |
| | Draft Choice: Round 1, 2017 | #5 | WR Corey Davis | |
| | Draft Choice: Round 3, 2017 | #100 | TE Jonnu Smith | |
| Los Angeles Receives: | Draft Choice: Round 1, 2016 | #1 | QB Jared Goff | |
| | Draft Choice: Round 4, 2016 | #113 | LB Nick Kwiatkoski | Pick originally from Philadelphia; traded from Los Angeles to Chicago |
| | Draft Choice: Round 6, 2016 | #177 | TE Temarrick Hemingway | |
| 3. April 28, 2016 (Draft Day Trade) — The Move Up to Get Conklin | | | | |
| Tennessee Receives: | Draft Choice: Round 1, 2016 | #8 | T Jack Conklin | Pick originally from Miami through Philadelphia |
| | Draft Choice: Round 6, 2016 | #176 | RB Andy Janovich | Pick traded from Tennessee to Denver |
| Cleveland Receives: | Draft Choice: Round 1, 2016 | #15 | WR Corey Coleman | Pick originally from Los Angeles |
| | Draft Choice: Round 3, 2016 | #76 | T Shon Coleman | Pick originally from Los Angeles |
| | Draft Choice: Round 2, 2017 | #52 | | |
| 4. April 30, 2016 (Draft Day Trade) — Titans Get Pair of Corners on Day 3 | | | | |
| Tennessee Receives: | Draft Choice: Round 5, 2016 | #157 | CB LeShaun Sims | Pick originally from N.Y. Jets |
| | Draft Choice: Round 7, 2016 | #253 | CB Kalan Reed | |
| Denver Receives: | Draft Choice: Round 6, 2016 | #176 | RB Andy Janovich | Pick originally from Cleveland |
| | Draft Choice: Round 6, 2017 | #203 | RB De'Angelo Henderson | |
| 5. Aug. 16, 2016 — Green-Beckham for Kelly | | | | |
| Tennessee Receives: | Player: G/T Dennis Kelly | | | |
| Philadelphia Receives: | Player: WR Dorial Green-Beckham | | | |

FREE AGENCY PRIMER

Q. When does the 2018 free agency signing period begin?

A. At 3:00 PM CT on Wednesday, March 14.

Q. What are the categories of free agency?

A. Players are either "Restricted Free Agents" or "Unrestricted Free Agents." A Restricted Free Agent may be subject to a qualifying offer. A Restricted or Unrestricted Free Agent may be designated by his prior club as its Franchise Player or Transition Player.

Q. What is the time period for free agency signings this year?

A. For Restricted Free Agents, from March 14 to April 20. For Unrestricted Free Agents who have received the "May 8" tender from their prior club, from March 14 to July 23 (or the first scheduled day of the first NFL training camp, whichever is later). For Franchise Players, from March 14 until the Tuesday following the 10th week of the regular season, November 13. For Transition Players, from March 14 until July 23. If the above-listed players do not sign by November 13, they must sit out the season.

Q. What is permitted during the three-day negotiating period prior to the start of free agency?

A. Beginning Monday, March 12 and ending at 2:59:59 p.m. CT on Wednesday, March 14, clubs are permitted to contact, and enter into negotiations with, the certified agents of players who will become Unrestricted Free Agents upon the expiration of their 2017 player contracts at 3:00 p.m. CT on March 14. However, a contract cannot be executed with a new club until 3:00 p.m. CT on March 14.

During this negotiation period, a prospective unrestricted free agent cannot visit a club (other than the player's current club) at its permanent facility or at any other location, and no direct contact is permitted between the player and any employee or representative of a club (other than the player's current club). If a player is self-represented, clubs are prohibited from discussions with the player during the negotiating period.

Clubs (other than the player's current club) may not discuss or make any travel arrangements with prospective unrestricted free agent players, their certified agents, or anyone else associated with the player until the expiration of those players' 2017 Player Contracts at 3:00 p.m. CT on March 14.

The three-day negotiating period applies only to potential unrestricted free agents; it does not apply to players who are potential Exclusive Rights Players or Restricted Free Agents, or to players who have been designated as Franchise Players or Transition Players.

Q. What is the difference between a restricted free agent and an unrestricted free agent?

A. In the 2018 League Year, players with three accrued seasons become Restricted Free Agents when their contracts expire at the conclusion of the 2017 League Year. Unrestricted Free Agents have completed four or more accrued seasons. An Unrestricted Free Agent is free to sign with any club with no draft choice compensation owed to his old club.

Q. What constitutes an "accrued season"?

A. Six or more regular-season games on a club's active/inactive, reserved/injured or reserve/physically unable to perform lists.

Q. What could restrict the ability of a Restricted Free Agent to sign with a new club?

A. If he has received a "qualifying offer" (a salary tender predetermined by the Collective Bargaining Agreement between the league and its players) from his old club. He can negotiate with any club through April 20. If the restricted free agent signs an offer sheet with a new club, his old club can match the offer and retain him because the qualifying offer entitles it to a "right of first refusal" on any offer sheet the player signs. If the old club does not match the offer, it may receive draft choice compensation depending on the amount of its qualifying offer. If an offer sheet is not executed on or before April 20, the player's negotiating rights revert exclusively to his old club. In addition, a player who would otherwise be a restricted free agent may be designated by his old club as its franchise player or transition player.

Q. What determines an unrestricted free agent?

A. A player with four or more accrued seasons whose contract has expired. He is free to sign with any club, with no draft choice compensation owed to his old club, through July 23 (or the first scheduled day of the first NFL training camp, whichever is later). At that point, his negotiating rights revert exclusively to his old club if by May 8 the old club tendered the player a one-year contract for 110 percent of his prior year's

salary. His old club then has until the Tuesday following the 10th week of the regular season (November 13) to sign him. If he does not sign by that date, he must sit out the season. If no tender is offered by May 8, the player can be signed by any club at any time throughout the season.

Q. What determines a franchise player?

A. The salary offer by a player's club determines what type of franchise player he is: exclusive or non-exclusive.

An "exclusive" franchise player – not free to sign with another club – is offered the greater of (i) the average of the top five salaries at the player's position for the current year as of the end of the Restricted Free Agent Signing Period; or (ii) the amount of the Required Tender for a non exclusive franchise player, as explained below.

The methodology for calculating the Required Tender for a non-exclusive franchise player is explained in Article 10, Section 2(a)(i) of the Collective Bargaining Agreement. It is known as the "Cap Percentage Average" for calculating the Required Tender for such a player: "The Nonexclusive Franchise Tender shall be a one year NFL Player Contract for (A) the average of the five largest Prior Year Salaries for players at the position . . . at which the Franchise Player participated in the most plays [formerly, "games"] during the prior League Year, which average shall be calculated by: (1) summing the amounts of the Franchise Tags for players at that position for the five preceding League Years; (2) dividing the resulting amount by the sum of the Salary Caps for the five preceding League Years . . . ; and (3) multiplying the resulting percentage by the Salary Cap for the upcoming League Year . . . (the "Cap Percentage Average") . . . ; or (B) 120% of his Prior Year Salary, whichever is greater . . ."

If a club extends a Required Tender to a non exclusive franchise player pursuant to this section, the player shall be permitted to negotiate a player contract with any club, except that draft choice compensation of two first-round draft selections shall be made in the event he signs with a new club.

Q. How many franchise and transition players can a team designate each season?

A. A team can designate one "franchise" player or one "transition" player among its potential restricted or unrestricted free agents.

Q. Can a club withdraw its franchise or transition designation on a player?

A. Yes. A club can withdraw its franchise or transition designation, and the player then automatically becomes an unrestricted free agent, either immediately if the tender is withdrawn after the start of the 2018 league year, or when his 2017 contract expires if the tender is withdrawn before the start of the 2018 league year.

Q. After withdrawing the designation, can a club then designate another player?

A. Not in the 2018 season.

Q. Have the Titans used the franchise or transition designations recently?

A. The last Titans player to receive the franchise designation was safety **Michael Griffin** in 2012. After receiving the franchise tag, Griffin and the Titans reached a long-term contract agreement. Prior to Griffin, the Titans used the franchise designation in 2008 on defensive tackle **Albert Haynesworth** and in 2009 on tight end **Bo Scaife**. Before Haynesworth, the Titans had not applied the franchise tag to a player since **Blaine Bishop** in 1997. The transition designation has not been used by the Titans since they applied it to punter **Craig Hentrich** in 2003. The tag was removed after one week, and he was signed to a long-term contract.

Q. What is the salary cap for 2018?

A. The NFL has not yet released the salary cap figure for 2018, but it is expected to exceed the salary cap from 2017, which was \$167 million per club.

Q. When do teams have to be in compliance with the salary cap?

A. At the start of the 2018 League Year, which begins at 3:00 p.m. CT on March 14.

Q. If a team is under the salary cap at the end of a given season, can the team carry over room to the next season?

A. Yes. A team may carry over room from one League Year to the following League Year by submitting notice to the NFL prior to 3:00 p.m. CT on the day before the team's final regular-season game indicating the amount of its remaining room that the club wishes to carry over.

Q. What is the maximum amount of room that a club can carry over?

A. One hundred percent of its remaining room.

TITANS TO PICK 25TH IN 2018 NFL DRAFT

The Titans currently own six total choices in the 83rd National Football League Player Selection Meeting, which commences on April 26 in Arlington, Texas.

The NFL will conduct the seven-round draft at AT&T Stadium, marking the first time in history that it will be held at an NFL stadium. The draft site will encompass the field, stands and outdoor plazas at the Cowboys' home venue.

Meanwhile, Titans executive vice president/general manager **Jon Robinson**, head coach **Mike Vrabel** and their staffs will be headquartered at Saint Thomas Sports Park in Nashville.

The draft, which was held in Philadelphia last year, will once again be set in primetime for Rounds 1-3. Round 1 will take place on Thursday, April 26, while Rounds 2-3 will be held on Friday, April 27. It will conclude on Saturday, April 28 with Rounds 4-7. The current three-day format was unveiled for the first time in 2010.

The entire draft is scheduled to be televised by NFL Network and ESPN.

SIX PICKS

The Titans possess six of their original seven selections in the draft. They have one pick in every round except for the seventh round, having surrendered that choice in the 2017 trade with the Kansas City Chiefs for defensive lineman **David King**.

The last time the Titans picked six times or fewer in a single draft was 2014 (six picks).

Additionally, the NFL will award a total of 32 compensatory picks to teams in Rounds 3-7, based on net unrestricted free agency losses in 2017. The NFL typically announces the compensatory picks in March.



2018 TITANS DRAFT PICKS

| ROUND | OVERALL |
|-------|---------|
| 1 | 25 |
| 2 | 57 |
| 3 | 89 |
| 4 | TBD |
| 5 | TBD |
| 6 | TBD |
| 7 * | TBD |

* Traded to Kansas City

THE 25TH PICK

In determining draft order, non-playoff clubs select first through 20th, according to the reverse order of their standing (i.e., the team with the worst record receives the first pick, the team with the second-worst record receives the second pick, etc.). Playoff teams select 21st through 32nd based on their level of advancement in the postseason.

The Titans were one of seven teams in 2017 to win nine games. However, due to their Divisional Playoff Round finish, they will choose later than the other teams at pick 25 in every round.

The Titans never previously have picked from the 25th slot in the draft.

In 51 drafts since 1967, when the NFL and AFL agreed to a "common draft," there have been nine No. 25 overall picks that have gone on to make at least one Pro Bowl: wide receiver **Stanley Morgan** (1977, New England Patriots), nose tackle **Ted Washington** (1991, San Francisco 49ers), guard **Jermame Mayberry** (1996, Philadelphia Eagles), linebacker **Jon Beason** (2007, Carolina Panthers), cornerback **Mike Jenkins** (2008, Dallas Cowboys), cornerback **Vontae Davis** (2009, Miami Dolphins), linebacker **Dont'a Hightower** (2012, New England Patriots), cornerback **Xavier Rhodes** (2013, Minnesota Vikings) and cornerback **Jason Verrett** (2014, San Diego Chargers).

Last year with the 25th-overall pick, the Cleveland Browns selected safety **Jabrill Peppers**. Other recent noteworthy 25th picks include the following: cornerback **Artie Burns** (2016, Pittsburgh Steelers), quarterback **Tim Tebow** (2010, Denver Broncos), wide receiver **Santonio Holmes** (2006, Pittsburgh Steelers), defensive end **Charles Grant** (2002, New Orleans Saints) and defensive tackle **Chris Hovan** (2000, Minnesota Vikings).

ROBINSON HOPES TO BUILD ON SUCCESS OF FIRST TWO DRAFTS

Robinson is two years into his tenure as Titans general manager. He was named to the post on Jan. 14, 2016, and in 2017, controlling owner **Amy Adams Strunk** added executive vice president to his title.

In his first draft with the Titans in 2016, Robinson finished the process with 10 picks after having his hands on 17 total selections at one time or another due to trades. All 10 members of the draft class have appeared in

at least one game, and all but one of those remained with the club through the end of the 2017 campaign.

Two members of the 2016 draft class have already earned Associated Press first-team All-Pro honors: first-round right tackle **Jack Conklin** as a rookie and third-round safety **Kevin Byard** in his second campaign. Byard, who led the NFL in 2017 with 10 takeaways (eight interceptions and two fumble recoveries) also was named to the Pro Bowl in 2017.

Derrick Henry, a second-rounder in 2016, rushed for a team-high 744 yards in 2017 and set a franchise record with 191 scrimmage yards in the Wild Card game at Kansas City (Jan. 6, 2018).

In 2017, Robinson made a total of nine draft picks, and eight of them remained with the club through 2017. The group accumulated 76 combined games and 42 starts during the year.

Wide receiver **Corey Davis** was chosen with the fifth-overall choice, and while battling through multiple injuries as a rookie, he contributed 34 receptions for 375 yards. He added nine receptions for 98 yards and a team-high two touchdowns during the playoffs.

Cornerback **Adoree' Jackson**, the Titans' second first-round choice and the 18th-overall selection last year, started every game and ranked second in the NFL in total snaps in 2017 (1,260). He also handled the vast majority of the team's return duties.

The Titans also received significant rookie contributions in 2017 from third-round wide receiver **Taywan Taylor** (16 games), third-round tight end **Jonnu Smith** (16 games) and fifth-round linebacker **Jayon Brown** (16 games).

FIRST-ROUNDERS: OFFENSE OR DEFENSE?

Since the team's initial draft as a charter member of the American Football League in 1960, the Titans have made 54 first-round selections, using that pick on an offensive player 32 times and on defense 22 times.

On offense, running backs lead the list, having been chosen eight times in the first round, three of which were Heisman Trophy winners: **Billy Cannon** (1960), **Earl Campbell** (1978) and **Eddie George** (1996). The most recent was **Chris Johnson**, the 24th overall selection in 2008 who went on to rush for 1,228 yards as a rookie and eclipse 2,000 yards in his second season.

On the defensive side of the ball, linebackers have been selected the most -- seven times -- by the Titans in the first round. **Robert Brazile** (1975), **Lamar Lathon** (1990) and **Keith Bulluck** (2000) headline the linebackers chosen.

Breakdown of Titans' All-Time First-Round Picks by Position:

| Offense | 32 | Defense | 22 |
|---------------|----|------------------|----|
| Running Back | 8 | Linebacker | 7 |
| Quarterback | 6 | Defensive End | 6 |
| Tackle | 6 | Cornerback | 4 |
| Guard | 5 | Defensive Tackle | 4 |
| Wide Receiver | 5 | Safety | 1 |
| Tight End | 2 | | |
| Center | 0 | | |

In eight of the 19 drafts in the "Titans era" (since 1999), Tennessee has chosen a defensive player with its initial pick (including second-round picks in years without a first-round selection). Seven of those picks came in a nine-year span: defensive end **Jevon Kearse** (1999), linebacker **Keith Bulluck** (2000), cornerback **Andre Dyson** (second round in 2001), defensive tackle **Albert Haynesworth** (2002), cornerback **Andre Woolfolk** (2003), cornerback **Pacman Jones** (2005) and safety **Michael Griffin** (2007). The last defensive player taken with the Titans' first pick was outside linebacker/defensive end **Derrick Morgan** in 2010. In 2017, the Titans had two first-round picks and used the second one on cornerback **Adoree' Jackson**.

The recent trend is for the Titans to take offensive players first. In the last 10 years, that side of the ball has been addressed nine times in the first round, with the selections of running back **Chris Johnson** (2008), wide receiver **Kenny Britt** (2009), quarterback **Jake Locker** (2011), wide receiver **Kendall Wright** (2012), guard **Chance Warmack** (2013), tackle **Taylor Lewan** (2014), quarterback **Marcus Mariota** (2015), tackle **Jack Conklin** (2016) and wide receiver **Corey Davis** (2017).

2018 NFL DRAFT FIRST-ROUND ORDER

| Team | 2017 Results | | | | Schedule Strength |
|---|--------------|----------|----------|-------------|-------------------|
| | W | L | T | Pct | |
| 1. Cleveland Browns | 0 | 16 | 0 | .000 | .520 |
| 2. New York Giants | 3 | 13 | 0 | .188 | .531 |
| 3. Indianapolis Colts | 4 | 12 | 0 | .250 | .480 |
| 4. Cleveland Browns (from Houston) | 0 | 16 | 0 | .000 | .516 |
| 5. Denver Broncos | 5 | 11 | 0 | .313 | .492 |
| 6. New York Jets | 5 | 11 | 0 | .313 | .520 |
| 7. Tampa Bay Buccaneers | 5 | 11 | 0 | .313 | .555 |
| 8. Chicago Bears | 5 | 11 | 0 | .313 | .559 |
| 9-10. Oakland Raiders OR San Francisco 49ers (coin flip pending) | 6 | 10 | 0 | .375 | .512 |
| 11. Miami Dolphins | 6 | 10 | 0 | .375 | .543 |
| 12. Cincinnati Bengals | 7 | 9 | 0 | .438 | .465 |
| 13. Washington Redskins | 7 | 9 | 0 | .438 | .539 |
| 14. Green Bay Packers | 7 | 9 | 0 | .438 | .539 |
| 15. Arizona Cardinals | 8 | 8 | 0 | .500 | .488 |
| 16. Baltimore Ravens | 9 | 7 | 0 | .563 | .441 |
| 17. Los Angeles Chargers | 9 | 7 | 0 | .563 | .457 |
| 18. Seattle Seahawks | 9 | 7 | 0 | .563 | .492 |
| 19. Dallas Cowboys | 9 | 7 | 0 | .563 | .496 |
| 20. Detroit Lions | 9 | 7 | 0 | .563 | .496 |
| 21. Buffalo Bills | 9 | 7 | 0 | .563 | .492 |
| 22. Buffalo Bills (from Kansas City) | 9 | 7 | 0 | .563 | .492 |
| 23. Los Angeles Rams | 11 | 5 | 0 | .688 | .504 |
| 24. Carolina Panthers | 11 | 5 | 0 | .688 | .539 |
| 25. Tennessee Titans | 9 | 7 | 0 | .563 | .434 |
| 26. Atlanta Falcons | 10 | 6 | 0 | .625 | .543 |
| 27. New Orleans Saints | 11 | 5 | 0 | .688 | .535 |
| 28. Pittsburgh Steelers | 13 | 3 | 0 | .813 | .453 |
| 29. Jacksonville Jaguars | 10 | 6 | 0 | .625 | .434 |
| 30. Minnesota Vikings | 13 | 3 | 0 | .813 | .492 |
| 31. New England Patriots | 13 | 3 | 0 | .813 | .484 |
| 32. Philadelphia Eagles | 13 | 3 | 0 | .813 | .461 |

The Houston Texans (4-12 in 2017) and Kansas City Chiefs (10-6) traded their original first-round picks.

Order as of February 13, 2018

DAY 3 PICKS

Through the years, the Titans have found a number of "hidden gems" in the second half of the draft who have become productive players and starters. Since 1995, the franchise has found 35 regular starters (started 10 games or more in at least one season unless otherwise noted below) through the years with selections in Rounds 4-7.

In 2017, the Titans had several former Day 3 picks contribute on a regular basis, including two who served as starters: defensive end **DaQuan Jones** (fourth round in 2014) and linebacker **Avery Williamson** (fifth round in 2014).

Titans with starting roles found in Rounds 4-7 since 1995 (started at least 10 games in one or more seasons, unless otherwise noted):

| Year | Player | Position | Round |
|-------------|--------------------------|--------------|----------|
| 1995 | Michael Roan | TE | 4 |
| 1995 | Gary Walker | DE | 5 |
| 1996 | Jon Runyan | T | 4 |
| 1997 | Derrick Mason | WR | 4 |
| 1998 | Benji Olson | G | 5 |
| 1998 | Kevin Long | C | 7 |
| 2000 | Peter Sirmon | LB | 4 |
| 2000 | Robaire Smith | DT | 6 |
| 2001 | Justin McCareins | WR | 4 |
| 2002 | Justin Hartwig | C | 6 |
| 2002 | Carlos Hall | DE | 7 |
| 2004 | Jacob Bell | G | 5 |
| 2005 | Vincent Fuller* | DB | 4 |
| 2005 | David Stewart | T | 4 |
| 2005 | Roydell Williams | WR | 4 |
| 2005 | Bo Scaife | TE | 6 |
| 2005 | Reynaldo Hill | CB | 7 |
| 2005 | Eugene Amano | G | 7 |
| 2006 | Calvin Lowry | S | 4 |
| 2006 | Stephen Tulloch | LB | 4 |
| 2006 | Cortland Finnegan | CB | 7 |
| 2007 | Leroy Harris | G/C | 4 |
| 2007 | Jacob Ford* | DE | 6 |
| 2008 | William Hayes | DE | 4 |
| 2009 | Gerald McRath* | LB | 4 |
| 2009 | Jason McCourty | CB | 6 |
| 2010 | Alterraun Verner | CB | 4 |
| 2010 | Marc Mariani* | KR/PR | 7 |
| 2011 | Colin McCarthy* | LB | 4 |
| 2011 | Karl Klug* | DL | 5 |
| 2012 | Coty Sensabaugh* | CB | 4 |
| 2013 | Brian Schwenke | C | 4 |
| 2014 | DaQuan Jones | DE | 4 |
| 2014 | Avery Williamson | LB | 5 |
| 2016 | Tajae Sharpe | WR | 5 |
| 2016 | LeShaun Sims* | CB | 5 |
| 2017 | Jayon Brown* | LB | 5 |

Pro Bowl players listed in **bold type**

* Fuller did not start 10 games in any season but served full-time as the nickel defensive back from 2007-10; Ford did not start more than five games in a season but led the team in sacks from 2008-10; McRath was a starter at outside linebacker in 2010; Mariani was named to the Pro Bowl as a returner in 2010; McCarthy took over starting duties midway through his rookie season; Klug was not a regular starter but led the team in sacks as a rookie; Sensabaugh served full-time as the nickel defensive back in 2013 and 2014; Sims started seven total games in his first two seasons; Brown did not start but was the team's nickel linebacker in 2017.

UNDRAFTED TALENT

At the conclusion of Round 7 of the draft, the Titans personnel department remains at work. At that point, general manager **Jon Robinson** and his staff along with head coach **Mike Vrabel** and his assistants begin the process of contacting undrafted players the team hopes to sign as free agents.

In 2017, the Titans signed a total of 12 rookie free agents. Of that group, safety **Denzel Johnson** spent his entire rookie season on the practice squad. Quarterback **Tyler Ferguson** and cornerback **Jeremy Boykins** each spent time on the Titans practice squad during the season. Following the completion of the 2017 season, Ferguson and Boykins re-signed with the club.

In 2016, the Titans signed a total of 16 rookie free agents before and immediately following their rookie minicamp. From that group, nose tackle **Antwaun Woods** was with the team for his entire rookie season and currently remains on the practice squad. Tackle **Tyler Marz** also has spent time on the practice squad and remains with the club.

In 2015, the Titans signed a total of 16 undrafted rookies. Among them, offensive linemen **Quinton Spain** and defensive back **Curtis Riley** remain with the team.

Additional former undrafted free agents who were originally signed by the Titans and remain with the team include long snapper **Beau Brinkley** (2012).

There are several more players with the Titans who were initially signed as undrafted free agents with other teams, including the following: punter **Brett Kern**, linebacker **Wesley Woodyard**, tight end **Phillip Supernaw**, guard **Josh Kline**, running back **David Fluellen**, wide receiver/returner **Eric Weems**, safety **Brynden Trawick** and linebacker **Daren Bates**.

DRAFT PICKS BY POSITION

In 58 drafts in the history of the Titans organization, the team has drafted more offensive linemen than any other position. There have been a total of 192 tackles, guards and centers drafted, 77 more than the next highest drafted position, running back/fullback, which has had 115 players drafted by the Titans.

Below is a breakdown of the team's 807 all-time draft picks by position groups.

Titans all-time drafts by position group:

| Position Group | No. Draft Picks |
|--------------------------|-----------------|
| 1. Offensive Line | 192 |
| 2. Running Back/Fullback | 115 |
| 3. Defensive Backs | 108 |
| 4. Linebacker | 103 |
| 5. Defensive Line | 90 |
| 6. Wide Receiver | 85 |
| 7. Tight End | 63 |
| 8. Quarterback | 40 |
| 9. Kicker/Punter | 11 |

For the past 10 years, more defensive backs (cornerbacks and safeties) have been drafted into the NFL than any other position. Among the entire 253-member 2017 NFL draft class, there were 56 defensive backs selected. The last time another position group out-numbered the defensive backs was 2006, when 50 offensive linemen were chosen, versus 49 corners/safeties.

Total number of NFL draft picks by position, 2017:

| Position Group | No. Draft Picks |
|--------------------------|-----------------|
| 1. Defensive Backs | 56 |
| 2. Defensive Line | 42 |
| 3. Offensive Line | 33 |
| 4. Linebacker | 32 |
| 5. Wide Receiver | 32 |
| 6. Running Back/Fullback | 30 |
| 7. Quarterback | 10 |
| 8. Tight End | 14 |
| 9. Kicker/Punter | 3 |
| 10. Long Snapper | 1 |

TITANS DRAFT NUMBERS

5

Number of playoff starts made by Titans rookies in the 2017 postseason (two by **Corey Davis**, two by **Adoree' Jackson** and one by **Jonnu Smith**).

6

After trades, the total number of draft picks the Titans possess in the 2018 NFL Draft. The Titans traded a seventh-round pick to Kansas City in exchange for **David King** during the 2017 season.

7

Number of consecutive years that the Titans have selected an offensive player in the first round (2011-17).

9

First-round draft picks currently on the Titans roster.

10

Players drafted by the Titans who started at least 10 games during the 2017 season.

10

Number of trades made by Titans general manager **Jon Robinson** in his first two seasons with the Titans (2016-2017).

17

Number of seasons, including 2018, that Titans general manager **Jon Robinson** has spent in the NFL.

20

All-time draft picks by the Titans/Oilers from the University of Texas, which is the most of any school for the team. Oklahoma is second with 15 draft picks by the team.

25

The current number of players on the roster who were drafted by the Titans.

25

The overall pick in the first round assigned to the Titans as a result of their 9-7 record and Divisional playoff finish in 2017.

76

The number of regular-season games played in 2017 by the Titans' nine-member rookie class, including 42 total starts. Four of the 2017 rookies appeared in all 16 contests (**Adoree' Jackson**, **Taywan Taylor**, **Jonnu Smith** and **Jayon Brown**).

94

The number of career regular season games started by **Derrick Morgan**, the team's longest-tenured draftee currently on the roster. Tennessee's first-round pick in the 2010 draft, Morgan has spent his entire eight-year career with the Titans.

170

Draft picks by the organization since it became the Titans in 1999.

192

The total number of offensive linemen drafted in franchise history, the highest total of any position group. Running backs/fullbacks are second with 115.

THE TITANS AND DRAFT TRADES

More often than not in recent history, the Titans' draft is altered by at least one trade. The 2007 and 2011 drafts were the only selection processes in the last 15 years in which the Titans did not deal or acquire picks via trade.

In 2017, general manager **Jon Robinson** made a total of four trades during the draft. He traded up in the third round in order to select wide receiver **Taywan Taylor** and traded up in the fifth round to select linebacker **Jayon Brown**. Robinson then dropped back twice in the sixth round (going from pick 200 to 207 to 217) in order to pick up a pair of extra seventh-rounders.

However, in recent seasons, the Titans have rarely traded their first-round pick. In 2016, the Titans did so and broke a 12-year streak of holding steady with their original first-rounder with one of the biggest trades in franchise history. Originally the owners of the No. 1 pick, the Titans dealt the selection to the Los Angeles Rams along with a fourth-round pick (113th overall) and a sixth-rounder (177th overall). In exchange, the Titans received the 15th overall pick in the first round, two second-rounders (43rd and 45th overall), a third-rounder (76th overall) and first- and third-round picks in 2017.

Trades involving the Titans' first-round draft pick since 1990:

| Year | Original Round (overall) | Trade With | Compensation Received Round (overall--player selected) |
|--------|--------------------------|------------|--|
| 2016-a | 1 (1) | LA | 1 (15--traded) |
| | 4 (113) | | 2 (43--DL Austin Johnson) |
| | 6 (177) | | 2 (45--RB Derrick Henry) |
| | | | 3 (76--traded) |
| 2016-b | 1 (15) | Cle | 2017 1st Round (5--WR Corey Davis) |
| | 3 (76) | | 2017 3rd Round (100--WR Taywan Taylor) |
| | 2017 2nd Round (52) | | |
| | | | |
| 2004 | 1 (27) | HOU | 1 (8--T Jack Conklin) |
| | 5 (159) | | 6 (176--traded) |
| | | | |
| | | | |
| 2002 | 1 (14) | NYG | 2 (40--TE Ben Troupe) |
| 2001 | 1 (29) | STL | 3 (71--DT Randy Starks) |
| | | | 4 (103--DE Bo Schobel) |
| | | | 5 (138--G Jacob Bell) |
| | | | 4 (115--CB Tony Beckham) |
| 1997 | 1 (13) | KC | DE Kevin Carter |
| | 4 (110) | | 1 (18--Kenny Holmes) |
| | | | 3 (81--T Scott Sanderson) |
| | | | 4 (116--traded) |
| 1996 | 1 (9) | OAK | 6 (181--LB Dennis Stallings) |
| | | | 1 (17--traded*) |
| | | | 2 (48--G Jason Layman) |
| | | | 4 (109--T Jon Runyan) |

* Note: The Titans traded down from ninth to 17th and then traded with Seattle back up to 14th to select RB Eddie George.

| | | | |
|------|--------|-----|--------------------------|
| 1993 | 1 (19) | PHI | 1 (13--T Brad Hopkins) |
| | 3 (75) | | |
| 1992 | 1 (23) | SD | DE Lee Williams |
| | | | WR Shawn Jefferson |
| 1991 | 1 (17) | NE | 2 (28--DB Mike Dumas) |
| | | | 4 (101--DT David Rucker) |

PICKS BY COLLEGE CONFERENCE

Since 1994, the first year of the NFL's current seven-round draft format, the Titans have selected 38 players from the Southeastern Conference, more than any other conference. The Big Ten is second on the list, having sent 33 players to the organization, followed by the Pac-12 (28; formerly the Pac-10) and the ACC (21).

In 2017, the Titans selected three players from the Pac-12 conference and two players from Conference USA. The Pac-12 was represented by cornerback **Adoree' Jackson** in the first round, linebacker **Jayon Brown** in the fifth round and running back **Khalfani Muhammad** in the seventh round. From Conference USA, the Titans selected wide receiver **Taywan Taylor** and tight end **Jonnu Smith**, both taken in the third round.

The remaining four picks in 2017 came from the Mid-American conference (wide receiver **Corey Davis**, first round), the Southern Conference (offensive lineman **Corey Levin**, sixth round), the Big 12 (outside linebacker **Josh Carraway**, seventh round) and the Colonial Athletic Association (tackle **Brad Seaton**, seventh round).

Titans picks by conference in the seven-round era (1994-present):

| Conference | Titans Picks 1994-present |
|----------------------------------|---------------------------|
| Southeastern Conference | 38 |
| Big Ten | 33 |
| Pac-12 | 28 |
| Atlantic Coast Conference | 21 |
| Big 12 | 19 |
| Big East | 12 |
| Conference USA | 12 |
| Mountain West Conference | 11 |
| Mid-American Conference | 8 |
| Western Athletic Conference | 5 |
| Big Sky Conference | 4 |
| Independent | 4 |
| Southland Conference | 3 |
| Colonial Athletic Association | 2 |
| Mid-Eastern Athletic Conference | 2 |
| Ohio Valley Conference | 2 |
| Southwestern Athletic Conference | 2 |
| Sun Belt | 2 |

Conferences with one player selected: Pennsylvania State Athletic Conference, Gateway Conference, Ivy League, Mid-America Intercollegiate Athletics Association, Missouri Valley Football Conference, Wisconsin Intercollegiate Athletic Conference, Southern Conference.

Within the NFL as a whole, the SEC has produced more NFL draft picks than any other conference in 12 of the past 13 years. Last year the SEC had 53 players drafted, followed by the ACC's 43 draftees.

In 2013, the SEC set a modern-era record by having 63 players drafted.

Most NFL draft picks by college conference, 2017:

| Conference | Total 2017 NFL Draft Choices |
|------------------------------|------------------------------|
| 1. Southeastern Conference | 53 |
| 2. Atlantic Coast Conference | 43 |
| 3. Pacific 12 Conference | 36 |
| 4. Big Ten Conference | 35 |

Most year-by-year NFL draft picks by college conference, 2006-17:

| Year | Conference | Total NFL Draft Choices |
|------|---------------------------|-------------------------|
| 2006 | Atlantic Coast Conference | 51 |
| 2007 | Southeastern Conference | 41 |
| 2008 | Southeastern Conference | 35 |
| 2009 | Southeastern Conference | 37 |
| 2010 | Southeastern Conference | 49 |
| 2011 | Southeastern Conference | 38 |
| 2012 | Southeastern Conference | 42 |
| 2013 | Southeastern Conference | 63 |
| 2014 | Southeastern Conference | 49 |
| 2015 | Southeastern Conference | 54 |
| 2016 | Southeastern Conference | 51 |
| 2017 | Southeastern Conference | 53 |



LAST TIME IN A TITANS DRAFT ...

FIRST OVERALL PICK

1978 RB Earl Campbell

SECOND OVERALL PICK

2015 QB Marcus Mariota

THIRD OVERALL PICK

2006 QB Vince Young

25TH OVERALL PICK

(never)

TWO PICKS IN THE FIRST ROUND

2017 WR Corey Davis (5), CB Adoree' Jackson (18)

THREE PICKS IN THE FIRST ROUND

(never)

ZERO PICKS IN THE FIRST ROUND

2004 Traded out of the 27th position

TWO OR MORE SECOND-ROUND PICKS

2016 (three) OLB Kevin Dodd (33), DL Austin Johnson (43), RB Derrick Henry (45)

TWO OR MORE THIRD-ROUND PICKS

2017 WR Taywan Taylor (72), TE Jonnu Smith (100)

HAD THREE PICKS IN ANY ROUND

2017 (seventh round) OLB Josh Carraway, T Brad Seaton, RB Khalfani Muhammad

HAD FOUR PICKS IN ANY ROUND

(never happened)

HAD 10 OR MORE PICKS

2016 10 total picks

HAD 11 OR MORE PICKS

2009 11 total picks

HAD 12 OR MORE PICKS

2004 13 total picks

HAD SIX OR FEWER PICKS

2014 Six total picks

SELECTED A QUARTERBACK IN THE FIRST ROUND

2015 Marcus Mariota (2)

SELECTED A RUNNING BACK IN THE FIRST ROUND

2008 Chris Johnson (24)

SELECTED AN OFFENSIVE LINEMAN IN THE FIRST ROUND

2016 Jack Conklin (8)

SELECTED A TIGHT END IN THE FIRST ROUND

1965 Lawrence Elkins (2)

SELECTED A WIDE RECEIVER IN THE FIRST ROUND

2017 Corey Davis (5)

SELECTED A DEFENSIVE LINEMAN IN THE FIRST ROUND

2010 Derrick Morgan (16; moved to outside linebacker in 2014)

SELECTED A LINEBACKER IN THE FIRST ROUND

2000 Keith Bulluck (30)

SELECTED A CORNERBACK IN THE FIRST ROUND

2017 Adoree' Jackson (18)

SELECTED A SAFETY IN THE FIRST ROUND

2007 Michael Griffin (19)

TRADED THE TEAM'S INITIAL FIRST-ROUND PICK

2016 Traded the first overall pick to the Los Angeles Rams

TITANS ALL-TIME FIRST-ROUND PICKS

First-round picks in the history of the Oilers/Titans:

| Year | Pick | Player | Pos. | College |
|------|------|--------------------|------|---------------------|
| 2017 | 5 | Corey Davis | WR | Western Michigan |
| | 18 | Adoree' Jackson | CB | Southern California |
| 2016 | 8 | Jack Conklin | T | Michigan State |
| 2015 | 2 | Marcus Mariota | QB | Oregon |
| 2014 | 11 | Taylor Lewan | T | Michigan |
| 2013 | 10 | Chance Warmack | G | Alabama |
| 2012 | 20 | Kendall Wright | WR | Baylor |
| 2011 | 8 | Jake Locker | QB | Washington |
| 2010 | 16 | Derrick Morgan | DE | Georgia Tech |
| 2009 | 30 | Kenny Britt | WR | Rutgers |
| 2008 | 24 | Chris Johnson | RB | East Carolina |
| 2007 | 19 | Michael Griffin | DB | Texas |
| 2006 | 3 | Vince Young | QB | Texas |
| 2005 | 6 | Pacman Jones | CB | West Virginia |
| 2004 | | (none) | | |
| 2003 | 28 | Andre Woolfolk | CB | Oklahoma |
| 2002 | 15 | Albert Haynesworth | DT | Tennessee |
| 2001 | | (none) | | |
| 2000 | 30 | Keith Bulluck | LB | Syracuse |
| 1999 | 16 | Jevon Kearse | DE | Florida |
| 1998 | 16 | Kevin Dyson | WR | Utah |
| 1997 | 18 | Kenny Holmes | DE | Miami (Fla.) |
| 1996 | 14 | Eddie George | RB | Ohio State |
| 1995 | 3 | Steve McNair | QB | Alcorn State |
| 1994 | 26 | Henry Ford | DE | Arkansas |
| 1993 | 13 | Brad Hopkins | T | Illinois |
| 1992 | | (none) | | |
| 1991 | | (none) | | |
| 1990 | 15 | Lamar Lathon | LB | Houston |
| 1989 | 23 | David Williams | T | Florida |
| 1988 | 22 | Lorenzo White | RB | Michigan State |
| 1987 | 3 | Alonzo Highsmith | RB | Miami (Fla.) |
| | 20 | Haywood Jeffires | WR | NC State |
| 1986 | 3 | Jim Everett | QB | Purdue |
| 1985 | 3 | Ray Childress | DE | Texas A&M |
| | 11 | Richard Johnson | DB | Wisconsin |
| 1984 | 2 | Dean Steinkuhler | T | Nebraska |
| 1983 | 9 | Bruce Matthews | G | Southern California |
| 1982 | 8 | Mike Munchak | G | Penn State |
| 1981 | | (none) | | |
| 1980 | | (none) | | |
| 1979 | | (none) | | |
| 1978 | 1 | Earl Campbell | RB | Texas |
| 1977 | 11 | Morris Towns | T | Missouri |
| 1976 | | (none) | | |
| 1975 | 6 | Robert Brazile | LB | Jackson State |
| | 15 | Don Hardeman | RB | Tex.A&M-Kingsville |
| 1974 | | (none) | | |
| 1973 | 1 | John Matuszak | DE | Tampa |
| | 14 | George Amundson | RB | Iowa State |
| 1972 | 6 | Greg Sampson | DE | Stanford |
| 1971 | 3 | Dan Pastorini | QB | Santa Clara |
| 1970 | 14 | Doug Wilkerson | G | NC Central |
| 1969 | 15 | Ron Pritchard | LB | Arizona State |
| 1968 | | (none) | | |
| 1967 | 5 | George Webster | LB | Michigan St. |
| | 23 | Tom Regner | G | Notre Dame |
| 1966 | | Tommy Nobis | LB | Texas |
| 1965 | | Lawrence Elkins | TE | Baylor |
| 1964 | | Scott Appleton | DT | Texas |
| 1963 | | Danny Brabham | LB | Arkansas |
| 1962 | | Ray Jacobs | DT | Howard Payne |
| 1961 | | Mike Ditka | TE | Pittsburgh |
| 1960 | | Billy Cannon | HB | LSU |

TITANS BY THE PICK

Titans' draft picks, overall selections 1-32, since 1967 (picks in Round 1 unless otherwise noted):

| Pick | Year | Player | Pos | School |
|------|--------------|--------------------|-----|----------------------|
| 1. | 1978 | Earl Campbell | RB | Texas |
| | 1973 | John Matuszak | DE | Tampa |
| 2. | 2015 | Marcus Mariota | QB | Oregon |
| | 1984 | Dean Steinkuhler | T | Nebraska |
| 3. | 2006 | Vince Young | QB | Texas |
| | 1995 | Steve McNair | QB | Alcorn State |
| | 1987 | Alonzo Highsmith | RB | Miami (Fla.) |
| | 1986 | Jim Everett | QB | Purdue |
| | 1985 | Ray Childress | DE | Texas A&M |
| | 1971 | Dan Pastorini | QB | Santa Clara |
| 4. | (none) | | | |
| 5. | 2017 | Corey Davis | WR | Western Michigan |
| | 1967 | George Webster | LB | Michigan State |
| 6. | 2005 | Adam Jones | CB | West Virginia |
| | 1975 | Robert Brazile | LB | Jackson State |
| | 1972 | Greg Sampson | DE | Stanford |
| 7. | (none) | | | |
| 8. | 2016 | Jack Conklin | T | Michigan State |
| | 2011 | Jake Locker | QB | Washington |
| | 1982 | Mike Munchak | G | Penn State |
| 9. | 1983 | Bruce Matthews | G | Southern California |
| 10. | 2013 | Chance Warmack | G | Alabama |
| 11. | 2014 | Taylor Lewan | T | Michigan |
| | 1985 | Richard Johnson | DB | Wisconsin |
| | 1977 | Morris Towns | T | Missouri |
| 12. | (none) | | | |
| 13. | 1993 | Brad Hopkins | G | Illinois |
| 14. | 1996 | Eddie George | RB | Ohio State |
| | 1973 | George Amundson | RB | Iowa State |
| | 1970 | Doug Wilkerson | G | N.C. Central |
| 15. | 2002 | Albert Haynesworth | DT | Tennessee |
| | 1990 | Lamar Lathon | LB | Houston |
| | 1975 | Don Hardeman | RB | Texas A&M-Kingsville |
| | 1969 | Ron Pritchard | LB | Arizona State |
| 16. | 2010 | Derrick Morgan | DE | Georgia Tech |
| | 1999 | Jevon Kearse | DE | Florida |
| | 1998 | Kevin Dyson | WR | Utah |
| 17. | (none) | | | |
| 18. | 2017 | Adoree' Jackson | CB | Southern California |
| | 1997 | Kenny Holmes | DE | Miami (Fla.) |
| 19. | 2007 | Michael Griffin | S | Texas |
| 20. | 2012 | Kendall Wright | WR | Baylor |
| | 1987 | Haywood Jeffries | WR | North Carolina St. |
| 21. | (none) | | | |
| 22. | 1988 | Lorenzo White | RB | Michigan State |
| 23. | 1989 | David Williams | T | Florida |
| 24. | 2008 | Chris Johnson | RB | East Carolina |
| | 1967 | Tom Regner | G | Notre Dame |
| 25. | (none) | | | |
| 26. | 1994 | Henry Ford | DE | Arkansas |
| 27. | (none) | | | |
| 28. | 2003 | Andre Woolfolk | CB | Oklahoma |
| | 1991 (Rnd 2) | Mike Dumas | DB | Indiana |
| 29. | 1984 (Rnd 2) | Doug Smith | DE | Auburn |
| 30. | 2009 | Kenny Britt | WR | Rutgers |
| | 2000 | Keith Bulluck | LB | Syracuse |
| | 1983 (Rnd 2) | Harvey Salem | T | California |
| 31. | 1979 (Rnd 2) | Mike Stensrud | DE | Iowa State |
| | 1970 (Rnd 2) | Lee Brooks | DT | Texas |
| | 1967 (Rnd 2) | Bob Davis | QB | Virginia |
| 32. | (none) | | | |

ALL-TIME 25TH OVERALL PICKS

Players selected with the fifth overall selection in the NFL Draft in the "common draft" era (1967-present):

| Year | Team | Player | Pos | College |
|------|----------------------|------------------|-----|----------------------|
| 2017 | Cleveland Browns | Jabrill Peppers | S | Michigan |
| 2016 | Pittsburgh Steelers | Artie Burns | CB | Miami (Fla.) |
| 2015 | Carolina Panthers | Shaq Thompson | LB | Washington |
| 2014 | San Diego Chargers | Jason Verrett | CB | TCU |
| 2013 | Minnesota Vikings | Xavier Rhodes | CB | Florida State |
| 2012 | New England Patriots | Dont'a Hightower | LB | Alabama |
| 2011 | Seattle Seahawks | James Carpenter | T | Alabama |
| 2010 | Denver Broncos | Tim Tebow | QB | Florida |
| 2009 | Miami Dolphins | Vontae Davis | CB | Illinois |
| 2008 | Dallas Cowboys | Mike Jenkins | CB | South Florida |
| 2007 | Carolina Panthers | Jon Beason | LB | Miami (Fla.) |
| 2006 | Pittsburgh Steelers | Santonio Holmes | WR | Ohio State |
| 2005 | Washington Redskins | Jason Campbell | QB | Auburn |
| 2004 | Green Bay Packers | Ahmad Carroll | CB | Arkansas |
| 2003 | New York Giants | William Joseph | DT | Miami (Fla.) |
| 2002 | New Orleans Saints | Charles Grant | DE | Georgia |
| 2001 | Philadelphia Eagles | Freddie Mitchell | WR | UCLA |
| 2000 | Minnesota Vikings | Chris Hovan | DT | Boston College |
| 1999 | Green Bay Packers | Antuan Edwards | CB | Clemson |
| 1998 | Jacksonville Jaguars | Donovin Darius | S | Syracuse |
| 1997 | Philadelphia Eagles | Jon Harris | DE | Virginia |
| 1996 | Philadelphia Eagles | Jermame Mayberry | T | Texas A&M-Kingsville |
| 1995 | Miami Dolphins | Billy Milner | T | Houston |
| 1994 | Kansas City Chiefs | Greg Hill | RB | Texas A&M |
| 1993 | Miami Dolphins | O.J. McDuffie | WR | Penn State |
| 1992 | Denver Broncos | Tommy Maddox | QB | UCLA |
| 1991 | San Francisco 49ers | Ted Washington | DT | Louisville |
| 1990 | San Francisco 49ers | Dexter Carter | RB | Florida State |
| 1989 | Miami Dolphins | Louis Oliver | S | Florida |
| 1988 | Los Angeles Raiders | Scott Davis | DE | Illinois |
| 1987 | San Francisco 49ers | Terrence Flagler | RB | Clemson |
| 1986 | Tampa Bay Buccaneers | Rod Jones | DB | Southern Methodist |
| 1985 | Cincinnati Bengals | Emanuel King | LB | Alabama |
| 1984 | Dallas Cowboys | Billy Cannon | LB | Texas A&M |
| 1983 | Cincinnati Bengals | Dave Rimington | C | Nebraska |
| 1982 | Dallas Cowboys | Rod Hill | DB | Kentucky State |
| 1981 | Atlanta Falcons | Bobby Butler | DB | Florida State |
| 1980 | New England Patriots | Vagas Ferguson | RB | Notre Dame |
| 1979 | New England Patriots | Rick Sanford | DB | South Carolina |
| 1978 | Baltimore Colts | Reese McCall | TE | Auburn |
| 1977 | New England Patriots | Stanley Morgan | WR | Tennessee |
| 1976 | Minnesota Vikings | James White | DT | Oklahoma State |
| 1975 | Minnesota Vikings | Mark Mullaney | DE | Colorado State |
| 1974 | Minnesota Vikings | Steve Riley | T | USC |
| 1973 | San Diego Chargers | Johnny Rodgers | WR | Nebraska |
| 1972 | Miami Dolphins | Mike Kadish | DT | Notre Dame |
| 1971 | Dallas Cowboys | Tody Smith | DE | USC |
| 1970 | Minnesota Vikings | John Ward | T | Oklahoma State |
| 1969 | Baltimore Colts | Eddie Hinton | WR | Oklahoma |
| 1968 | Oakland Raiders | Eldridge Dickey | QB | Tennessee State |
| 1967 | Green Bay Packers | Don Horn | QB | San Diego State |

FRANCHISE DRAFT PICKS BY SCHOOL

| School | Picks |
|----------------------|-------|
| Texas | 20 |
| Oklahoma | 15 |
| Auburn | 14 |
| Baylor | 14 |
| Penn State | 14 |
| Alabama | 13 |
| Michigan State | 13 |
| Rice | 13 |
| Houston | 12 |
| Louisiana State | 12 |
| Southern California | 12 |
| Texas A&M | 12 |
| Miami (Fla.) | 11 |
| Mississippi | 11 |
| Mississippi State | 11 |
| Tennessee | 11 |
| Clemson | 10 |
| Florida State | 10 |
| Illinois | 10 |
| Northwestern | 10 |
| Purdue | 10 |
| Stanford | 10 |
| Wisconsin | 10 |
| Florida | 9 |
| Georgia | 9 |
| Missouri | 9 |
| Notre Dame | 9 |
| Pittsburgh | 9 |
| Texas Christian | 9 |
| Grambling State | 8 |
| Miami (Ohio) | 8 |
| Michigan | 8 |
| Nebraska | 8 |
| Utah | 8 |
| West Virginia | 8 |
| Arizona | 7 |
| California | 7 |
| Iowa | 7 |
| Ohio State | 7 |
| Oklahoma State | 7 |
| UCLA | 7 |
| Alcorn State | 6 |
| Georgia Tech | 6 |
| Kansas | 6 |
| Kentucky | 6 |
| North Carolina | 6 |
| North Carolina State | 6 |
| Oregon | 6 |
| South Carolina | 6 |
| Southern Methodist | 6 |
| Southern Miss | 6 |
| Utah State | 6 |
| Washington | 6 |
| Arkansas | 5 |
| Fresno State | 5 |
| Hawaii | 5 |
| Iowa State | 5 |
| Jackson State | 5 |
| Louisiana Tech | 5 |
| Louisville | 5 |
| Minnesota | 5 |
| New Mexico State | 5 |
| Texas Tech | 5 |
| Tulane | 5 |
| Arizona State | 4 |
| Brigham Young | 4 |
| Colorado | 4 |
| Colorado State | 4 |
| Lamar | 4 |
| Maryland | 4 |
| Prairie View | 4 |
| Syracuse | 4 |
| Tennessee State | 4 |

| School | Picks |
|--------------------------|-------|
| Texas Southern | 4 |
| Tulsa | 4 |
| Virginia | 4 |
| Washington State | 4 |
| Western Kentucky | 4 |
| Boston College | 3 |
| Cincinnati | 3 |
| East Carolina | 3 |
| Florida A&M | 3 |
| Johnson Smith | 3 |
| McNeese State | 3 |
| Montana | 3 |
| Morgan State | 3 |
| New Mexico | 3 |
| North Carolina Central | 3 |
| Northern Illinois | 3 |
| Northwestern State (La.) | 3 |
| Rutgers | 3 |
| Southwest Texas State | 3 |
| Stephen F. Austin | 3 |
| Virginia Tech | 3 |
| West Texas State | 3 |
| Abilene Christian | 2 |
| Alabama State | 2 |
| Ball State | 2 |
| Bowling Green | 2 |
| California-Davis | 2 |
| Chattanooga | 2 |
| Duke | 2 |
| Humboldt State | 2 |
| Indiana | 2 |
| Kansas State | 2 |
| Kent State | 2 |
| Lincoln | 2 |
| Marquette | 2 |
| Memphis State | 2 |
| Middle Tennessee State | 2 |
| Mississippi Southern | 2 |
| Nicholls State | 2 |
| North Carolina A&T | 2 |
| North Texas State | 2 |
| Northern Arizona | 2 |
| Southwest Missouri | 2 |
| Samford | 2 |
| South Carolina State | 2 |
| South Dakota State | 2 |
| Southern | 2 |
| Texas A&M-Kingsville | 2 |
| Toledo | 2 |
| Troy State | 2 |
| Texas-El Paso | 2 |
| Wake Forest | 2 |
| Wyoming | 2 |
| Air Force | 1 |
| Akron | 1 |
| Alabama-Birmingham | 1 |
| Angelo State | 1 |
| Arkansas AM&N | 1 |
| Arkansas Tech | 1 |
| Augustana | 1 |
| Austin Peay | 1 |
| Bemidji State | 1 |
| Benedict | 1 |
| Bishop | 1 |
| Boise State | 1 |
| Boston University | 1 |
| Brown | 1 |
| Cal State-Chico | 1 |
| California-Berkley | 1 |
| California, Pa. | 1 |
| Cameron | 1 |
| Central Arkansas | 1 |
| Central Florida | 1 |

| School | Picks |
|--------------------------|-------|
| Cheyney | 1 |
| Concordia College (MN) | 1 |
| Connecticut | 1 |
| Detroit | 1 |
| Drake | 1 |
| East Texas State | 1 |
| Eastern Michigan | 1 |
| Eastern New Mexico | 1 |
| Eastern Washington | 1 |
| Florida Atlantic | 1 |
| Florida International | 1 |
| George Washington | 1 |
| Hardin-Simmons | 1 |
| Howard Payne | 1 |
| Idaho | 1 |
| Jacksonville State | 1 |
| Kalamazoo | 1 |
| La Verne | 1 |
| Lake Forest | 1 |
| Maryland-Eastern Shore | 1 |
| Massachusetts | 1 |
| McMurry | 1 |
| Minnesota State-Mankato | 1 |
| Minnesota-Duluth | 1 |
| Morningside | 1 |
| North Dakota | 1 |
| North Dakota State | 1 |
| Northeast Louisiana | 1 |
| Northeast Missouri | 1 |
| Northeast Oklahoma | 1 |
| Northern Colorado | 1 |
| Northern Iowa | 1 |
| Northwest Missouri State | 1 |
| New Mexico Highlands | 1 |
| Nevada | 1 |
| Oregon State | 1 |
| Ottawa | 1 |
| Pacific West | 1 |
| Panhandle A&M | 1 |
| Pepperdine | 1 |
| Portland State | 1 |
| Richmond | 1 |
| Sam Houston State | 1 |
| Santa Clara | 1 |
| Shepherd | 1 |
| Simpson | 1 |
| Southeast Louisiana | 1 |
| Southeast Missouri State | 1 |
| Southern Illinois | 1 |
| Southern Utah | 1 |
| St. Ambrose | 1 |
| Tampa | 1 |
| Temple | 1 |
| Texas A&I | 1 |
| Vanderbilt | 1 |
| Villanova | 1 |
| Virginia State | 1 |
| Washburn | 1 |
| Washington (Mo.) | 1 |
| West Texas State | 1 |
| West Virginia State | 1 |
| West Virginia Tech | 1 |
| Western Michigan | 1 |
| Whittier | 1 |
| Widener | 1 |
| Wiley | 1 |
| William & Mary | 1 |
| Winston-Salem State | 1 |
| Wisconsin-Oshkosh | 1 |
| Wisconsin-Stout | 1 |

RECENT TITANS DRAFTS

2017

| Rd. | Pick | Player | Pos. | College |
|-----|------|--------------------------|------|-----------------------|
| 1a | 5 | Corey Davis | WR | Western Michigan |
| 1b | 18 | Adoree' Jackson | CB | Southern California |
| 2 | 52 | (traded to Cleveland) | | |
| 3a | 72 | Taywan Taylor | WR | Western Kentucky |
| 3b | 83 | (traded to New England) | | |
| 3c | 100 | Jonnu Smith | TE | Florida International |
| 4 | 124 | (Traded to New England) | | |
| 5a | 155 | Jayon Brown | LB | UCLA |
| 5b | 164 | (Traded to Philadelphia) | | |
| 6a | 200 | (Traded to N.Y. Giants) | | |
| 6b | 203 | (Traded to Denver) | | |
| 6c | 207 | (Traded to Cincinnati) | | |
| 6d | 214 | (Traded to Philadelphia) | | |
| 6e | 217 | Corey Levin | OLB | Chattanooga |
| 7a | 227 | Josh Carraway | OLB | Texas Christian |
| 7b | 236 | Brad Seaton | T | Villanova |
| 7c | 241 | Khalifani MuhammadRB | | California |

2017 Draft Notes

- 2 – Pick traded to Cleveland during 2016 draft (see 2016, 1b)
- 3a, 6a – Picks acquired in a trade with New England for 3b and 4
- 3c – Compensatory selection; acquired in a trade with the Los Angeles Rams during the 2016 draft (see 2016, 1a)
- 5a – Pick acquired in a trade with Philadelphia for 5b, 6d
- 6b – Pick traded to Denver during 2016 draft (see 2016, 5b)
- 6c, 7c – Picks acquired in a trade with the N.Y. Giants for 6a
- 6d – Pick acquired in a trade with Atlanta in 2015 (see 2016, 6c)
- 6e, 7a – Picks acquired in a trade with Cincinnati for 6c

2016

| Rd. | Pick | Player | Pos. | College |
|-----|------|--------------------------|------|-----------------|
| 1a | 1 | (traded to Los Angeles) | | |
| 1b | 8 | Jack Conklin | T | Michigan State |
| 1c | 15 | (traded to Cleveland) | | |
| 2a | 33 | Kevin Dodd | OLB | Clemson |
| 2b | 43 | Austin Johnson | DL | Penn State |
| 2c | 45 | Derrick Henry | RB | Alabama |
| 3a | 64 | Kevin Byard | S | Middle TN State |
| 3b | 76 | (traded to Cleveland) | | |
| 4a | 100 | (traded to Philadelphia) | | |
| 4b | 113 | (traded to Los Angeles) | | |
| 5a | 140 | Tajae Sharpe | WR | Massachusetts |
| 5b | 157 | LeShaun Sims | CB | Southern Utah |
| 6a | 176 | (traded to Denver) | | |
| 6b | 177 | (traded to Los Angeles) | | |
| 6c | 193 | Sebastian Tretola | G | Arkansas |
| 7a | 222 | Aaron Wallace | OLB | UCLA |
| 7b | 253 | Kalan Reed | CB | Southern Miss |

2016 Draft Notes

- 1b, 6a – Picks acquired in a trade with Cleveland for 1c, 3b and a 2017 second-round choice
- 1c, 2b, 2c, 3b – Picks and 2017 first-round and third-round choices acquired in a trade with Los Angeles for 1a, 4b and 6b
- 4b – Pick acquired in a trade with Philadelphia for 4a and RB DeMarco Murray
- 5b, 7b – Picks acquired in a trade with Denver for 6a and a 2017 sixth-round choice
- 6c – Pick and a 2017 sixth-round choice acquired in 2015 from Atlanta for G Andy Levitre.

2015

| Rd. | Pick | Player | Pos. | College |
|-----|------|-----------------------------|------|----------|
| 1 | 2 | Marcus Mariota | QB | Oregon |
| 2a | 33 | (traded to New York Giants) | | |
| 2b | 40 | Dorial Green-Beckham | WR | Oklahoma |
| 3 | 66 | Jeremiah Poutasi | OL | Utah |
| 4a | 100 | Angelo Blackson | DE | Auburn |

| | | | | |
|----|-----|-------------------------|-----|----------------|
| 4a | 108 | Jalston Fowler | FB | Alabama |
| 5 | 138 | David Cobb | RB | Minnesota |
| 6a | 177 | Deiontrez Mount | OLB | Louisville |
| 6b | 208 | Andy Gallik | C | Boston College |
| 7a | 219 | (traded to New England) | | |
| 7b | 245 | Tre McBride | WR | William & Mary |

2015 Draft Notes

- 2b, 4b, 7b – Picks acquired from New York Giants for 2a.
- 6b – Pick acquired in 2014 from New England for LB Akeem Ayers and 7a.

2014

| Rd. | Pick | Player | Pos. | College |
|-----|------|---------------------------|------|-----------------|
| 1 | 11 | Taylor Lewan | T | Michigan |
| 2a | 42 | (traded to Philadelphia) | | |
| 2b | 54 | Bishop Sankey | RB | Washington |
| 3 | 77 | (traded to San Francisco) | | |
| 4a | 112 | DaQuan Jones | DL | Penn State |
| 4b | 122 | Marqueston Huff | DB | Wyoming |
| 5 | 151 | Avery Williamson | LB | Kentucky |
| 6a | 178 | Zach Mettenberger | QB | Louisiana State |
| 6b | 186 | (traded to Washington) | | |
| 7 | 228 | (traded to Washington) | | |

2014 Draft Notes

- 2b and 4b were acquired in trade with Philadelphia for 2a.
- 3 Pick traded to San Francisco during 2013 draft (see 2013, 2a).
- 6a Pick acquired in trade with Washington for 6b and 7.

2013

| Rd. | Pick | Player | Pos. | College |
|-----|------|---------------------------|------|-----------------|
| 1 | 10 | Chance Warmack | G | Alabama |
| 2a | 34 | Justin Hunter | WR | Tennessee |
| 2b | 40 | (Traded to San Francisco) | | |
| 3a | 70 | Blidi Wreh-Wilson | CB | Connecticut |
| 3b | 97 | Zaviar Gooden | LB | Missouri |
| 4 | 107 | Brian Schwenke | C | California |
| 5 | 142 | Lavar Edwards | DE | Louisiana State |
| 6a | 176 | (Traded to Minnesota) | | |
| 6b | 202 | Khalid Wooten | CB | Nevada |
| 7a | 216 | (Traded to San Francisco) | | |
| 7b | 248 | Daimion Stafford | S | Nebraska |

2013 Draft Notes

- 2a Pick acquired in trade with San Francisco for 2b, 7a and a third-round pick in 2014.
- 6a Pick traded to Minnesota in 2012 for a seventh-round pick in 2012.
- 3b, 6b, 7b awarded as compensatory selections

2012

| Rd. | Pick | Player | Pos. | College |
|-----|------|-------------------|------|--------------------|
| 1 | 20 | Kendall Wright | WR | Baylor |
| 2 | 52 | Zach Brown | LB | North Carolina |
| 3 | 82 | Mike Martin | DT | Michigan |
| 4 | 115 | Coty Sensabaugh | CB | Clemson |
| 5a | 145 | Taylor Thompson | TE | Southern Methodist |
| 5b | 155 | (traded to Miami) | | |
| 6 | 190 | Markelle Martin | S | Oklahoma State |
| 7a | 211 | Scott Solomon | DE | Rice |
| 7b | 227 | (traded to Miami) | | |

2012 Draft Notes

- 5a Pick acquired in trade with Miami for 5b and 7b
- 7a Pick acquired in trade with Minnesota for a sixth-round choice in 2013

2011

| Rd. | Pick | Player | Pos. | College |
|-----|------|---------------|------|---------------------|
| 1 | 8 | Jake Locker | QB | Washington |
| 2 | 39 | Akeem Ayers | LB | UCLA |
| 3 | 77 | Jurrell Casey | DT | Southern California |

| | | | | |
|----|-----|-----------------|----|------------------|
| 4a | 109 | Colin McCarthy | LB | Miami (Fla.) |
| 4b | 130 | Jamie Harper | RB | Clemson |
| 5 | 142 | Karl Klug | DL | Iowa |
| 6 | 175 | Byron Stingily | T | Louisville |
| 7a | 212 | Zach Clayton | DT | Auburn |
| 7b | 251 | Tommie Campbell | DB | California (Pa.) |

2011 Draft Notes

- 4b, 7b awarded as compensatory selections

2010

| Rd. | Pick | Player | Pos. | College |
|-----|------|-------------------------|------|---------------------|
| 1 | 16 | Derrick Morgan | DE | Georgia Tech |
| 2 | 47 | (Traded to New England) | | |
| 3a | 77 | Damian Williams | WR | Southern California |
| 3b | 97 | Rennie Curran | LB | Georgia |
| 4a | 104 | Alterraun Verner | CB | UCLA |
| 4b | 111 | (Traded to Seattle) | | |
| 5 | 148 | Robert Johnson | S | Utah |
| 6a | 176 | Rusty Smith | QB | Florida Atlantic |
| 6b | 185 | (Traded to Seattle) | | |
| 6c | 207 | Myron Rolle | S | Florida State |
| 7a | 222 | Marc Mariani | WR | Montana |
| 7b | 241 | David Howard | DT | Brown |

2010 Draft Notes

- 3b, 6c, 7b Awarded as compensatory selections
- 2 Pick traded to New England for 2009 third-round pick (see 2009 3a)
- 4a, 6a Acquired in trade with Seattle for RB LenDale White, DT Kevin Vickerson, 4b and 6b

2009

| Rd. | Pick | Player | Pos. | College |
|-----|------|--------------------|------|-------------------|
| 1 | 30 | Kenny Britt | WR | Rutgers |
| 2 | 62 | Sen'Derrick Marks | DT | Auburn |
| 3a | 89 | Jared Cook | TE | South Carolina |
| 3b | 94 | Ryan Mouton | CB | Hawaii |
| 4a | 130 | Gerald McRath | LB | Southern Miss |
| 4b | 135 | Troy Kropog | T/G | Tulane |
| 5a | 166 | (Traded to Dallas) | | |
| 5b | 173 | Javon Ringer | RB | Michigan State |
| 6a | 203 | Jason McCourty | CB | Rutgers |
| 6b | 206 | Dominique Edison | WR | Stephen F. Austin |
| 7a | 239 | Ryan Durand | G | Syracuse |
| 7b | 242 | Nick Schommer | S | North Dakota St. |

2009 Draft Notes

- 4b, 5b, 6b, 7b awarded as compensatory selections
- 3a Pick acquired in trade with New England for second round pick in 2010
- 5a Pick traded to Dallas (see 2008 4c)

2008

| Rd. | Pick | Player | Pos. | College |
|-----|------|------------------------|------|-------------------|
| 1 | 24 | Chris Johnson | RB | East Carolina |
| 2 | 54 | Jason Jones | DT | Eastern Michigan |
| 3 | 85 | Craig Stevens | TE | California |
| 4a | 103 | William Hayes | DE | Winston-Salem St. |
| 4b | 124 | (Traded to Washington) | | |
| 4c | 126 | Lavelle Hawkins | WR | California |
| 4d | 134 | Stanford Keglar | LB | Purdue |
| 5 | 157 | (Traded to Washington) | | |
| 6 | 189 | (Traded to Seattle) | | |
| 7 | 229 | Cary Williams | CB | Washburn |

2008 Draft Notes

- 4d Awarded as compensatory selection
- 4a Pick acquired in trade with Washington for fourth round pick (#124 overall) and fifth round pick (#157 overall)
- 4b Traded to Washington (see 4a)
- 4c Pick acquired in trade with Dallas for Pacman Jones
- 5 Traded to Washington (see 4a)
- 6 Traded to Seattle for Bryce Fisher

2017 TITANS DRAFT REVIEW

WR COREY DAVIS | 6-3, 209, Western Michigan
1st round, 5th overall

Rookie Season: As a rookie, the 2017 fifth-overall draft pick caught 34 balls for 375 yards in 11 games. Davis also caught nine passes for 98 yards and two touchdowns in the postseason.

College: In four seasons at Western Michigan, Davis played and started 50 games. He registered 332 career receptions for 5,285 yards and 52 touchdowns, setting the Mid-American Conference record in each category and becoming the only player in FBS history with 300 catches, 5,000 yards and 50 touchdowns. His 5,285 career receiving yards were the most in FBS history, and he ended his career ranked second all-time in FBS history with 52 career receiving touchdowns (60 by Jarett Dillard).



CB ADOREE' JACKSON | 5-10, 186, Southern California
1st round, 18th overall

Rookie Season: The 18th-overall draft pick started all 16 games in his rookie campaign and posted a team-high 23 passes defended. Jackson returned 25 kicks for 578 yards and 34 punts for 290 yards. His 1,260 total snaps ranked second in the NFL. Jackson started both of the Titans' 2017 playoff contests and totaled seven tackles.

College: In three seasons at Southern California, Jackson started in 37 games. He posted 139 tackles, 29 passes defended, six interceptions including one for a touchdown, six stops for loss, three fumble recoveries and two forced fumbles on defense and notched 39 receptions for 628 yards with six touchdowns and 15 carries for 92 yards on offense. Jackson tied the NCAA records for most career touchdowns on kick returns (8) and all runbacks (9).

WR TAYWAN TAYLOR | 5-11, 203, Western Kentucky
3rd round, 72nd overall

Rookie Campaign: As a rookie, the 2017 third-round pick caught one touchdown pass and appeared in all 16 games with four starts. Taylor saw action in both of the Titans' 2017 playoff contests and caught two passes for nine yards.

College: In four college seasons, Taylor appeared in 52 games with 33 starts. He established Hilltopper career records with 253 receptions, 4,234 receiving yards and 41 receiving touchdowns, and he also set the single-season records with 98 receptions, 1,730 yards and 17 touchdowns, the latter of which he hit in both his junior and senior seasons. He was a two-time semifinalist for the Fred Biletnikoff Award.

TE JONNU SMITH | 6-3, 248, Florida International
3rd round, 100th overall

Rookie Campaign: The 2017 third-round draft pick caught two touchdown passes and appeared in all 16 games with 13 starts as a rookie. In the postseason, Smith made three receptions for 19 yards in two contests.



The 2017 Titans draft class (L to R): (front row) Taywan Taylor, Adoree' Jackson, Corey Davis, Khalfani Muhammad; (back row) Corey Levin, Josh Carraway, Jayon Brown, Jonnu Smith, Brad Seaton

2017 TITANS DRAFT PICKS

| Rd. | Pick | Player | Pos. | College |
|-----|------|-------------------|------|-----------------------|
| 1a | 5 | Corey Davis | WR | Western Michigan |
| 1b | 18 | Adoree' Jackson | CB | Southern California |
| 3a | 72 | Taywan Taylor | WR | Western Kentucky |
| 3b | 100 | Jonnu Smith | TE | Florida International |
| 5 | 155 | Jayon Brown | LB | UCLA |
| 6 | 217 | Corey Levin | G/C | Chattanooga |
| 7a | 227 | Josh Carraway | OLB | TCU |
| 7b | 236 | Brad Seaton | T | Villanova |
| 7c | 241 | Khalfani Muhammad | RB | California |

College: In four seasons at Florida International, Smith appeared in 43 career games and tallied 178 receptions for 2,001 yards with 18 touchdowns. Smith finished his career as Florida International's all-time leader for tight ends in receptions and receiving yards.

LB JAYON BROWN | 6-0, 226, UCLA
5th round, 155th overall

Rookie Campaign: As a rookie, the 2017 fifth-round draft pick appeared in all 16 games and totaled 67 tackles and 1.5 sacks. Brown saw action in both of the Titans' 2017 playoff contests and totaled five tackles.

College: In four seasons at UCLA, Brown appeared in 49 games with 21 starts and totaled 220 tackles, three sacks, nine tackles for loss, three interceptions, 15 passes defended, one forced fumble and four fumble recoveries. He started 21 games over his final two seasons and totaled nine games with double-digit tackles.

G/C COREY LEVIN | 6-4, 307, Chattanooga
6th round, 217th overall

Rookie Campaign: As a rookie, the 2017 sixth round draft pick was on the 53-man roster for the entire season but did not see game action.

College: In four seasons at Chattanooga, Levin appeared in 52 career games with 51 starts, 45 of which were consecutive. A three-year starter on the offensive line, Levin proved his versatility making starts at left guard and at both left and right tackle. Levin is one of only five three-time All-Americans in school history.

OLB JOSH CARRAWAY | 6-3, 242, TCU
7th round, 227th overall

Rookie Campaign: The 2017 seventh-round draft pick spent his rookie season on the Titans' practice squad and active roster. He appeared in one game.

College: During a four-year career at Texas Christian, Carraway played in 43 games and amassed 133 tackles, 19 sacks, 27.5 stops for loss, four fumble recoveries, three forced fumbles, an interception and two passes defended. He was a two-time All-Big 12 first-team honoree and a 2016 Academic All-Big 12 recipient.

T BRAD SEATON | 6-8, 311, Villanova
7th round, 236th overall

Currently not on roster

College: In four seasons at Villanova, Seaton appeared in 33 games and made 30 starts at left tackle. He was named second-team All-Colonial Athletic Association as a senior.

RB KHALFANI MUHAMMAD | 5-7, 174, California
7th round, 241st overall

Rookie Campaign: The seventh-round draft pick spent 2017 on the Titans' practice squad and active roster but did not see game action.

College: Muhammad played in 45 games with 13 starts during his four seasons at California and ranks second on the school's all-time list in kick returns (87) and kick return yards (1931), while his 4,575 career all-purpose yards are third (one more than fourth-place Marshawn Lynch's 4,574 yards). He also rushed for 2,073 career yards on 359 carries while racking up 14 total touchdowns.

HEAD COACH MIKE VRABEL

[Click For Complete Online Bio](#)

Mike Vrabel was named head coach of the Titans on Jan. 20, 2018. He became the 19th head coach in franchise history.

"I am excited to have Mike joining our organization as our new head coach," Titans controlling owner Amy Adams Strunk said upon announcing the hire. "In the interaction between Mike and (general manager) Jon (Robinson) during the interview, you could see their connection right away from the history they have with one another – seeing the game in a similar way and talking the same language. Mike has a commanding presence and a deep understanding for how he will attack this head coaching opportunity. Throughout his football career, he has played for, been mentored by and coached with successful teams and organizations. He knows what it takes to reach that level of sustained success – he has seen it first-hand. We have a chance to build on the solid foundation that we established over the past couple of years and I believe Mike is the right person to continue that progress."

Vrabel arrived in Tennessee with 18 years of NFL experience, including four seasons as a coach and 14 seasons as a player. His distinguished playing career included three Super Bowl wins (2001, 2003 and 2004), one Pro Bowl selection (2007) and an All-Pro honor (2007). Vrabel played in 206 NFL games and totaled 57 sacks, 496 tackles, 11 interceptions, 20 forced fumbles, nine fumble recoveries and 10 touchdown receptions. Additionally, his teams advanced to the playoffs eight times (20 postseason games), with Vrabel recording eight postseason sacks and two postseason touchdown receptions.

"I've watched Mike Vrabel first-hand as a player," said Robinson, who was in New England's front office during Vrabel's time with the Patriots. "He's one of the toughest players, one of the smartest players on those New England teams. He was a demanding teammate. He was a selfless teammate and above all for him it was always about doing what is best for the team and winning. He quickly transitioned into the coaching ranks and rose through those ranks. Mike has a great presence, excellent leadership skills, excellent knowledge of the game and I am extremely proud to be partnered with him as we, everyone in this organization, works together as a team toward our ultimate goal of bringing a championship to this great city, this great state and our outstanding fanbase."

Vrabel joined the Titans after four seasons with the Houston Texans, spending the first three seasons (2014-16) coaching linebackers and one year (2017) as the team's defensive coordinator. During his time in Houston, the Texans built one of the best defenses in the NFL and experienced tremendous success as a team – earning two division titles (2015, 2016).

Between 2014-16, the Texans defense ranked third in the NFL in yards allowed per game (319.9) and net passing yards (218.4). Houston also ranked first in third-down defense (33.6), fourth in opponent completion percentage (59.5) and sixth in points allowed per game (19.8). The 2016 defense ranked number one in the NFL, for the first time in franchise history, in yards allowed (301.3).



In 2017, his first year as a defensive coordinator, the Texans finished the campaign with 19 players on injured reserve. Despite the injuries, Vrabel led the defense to the fifth-best third-down percentage in the NFL and a franchise-record 3.97 yards per carry by opponents. Houston also had 18 different players record at least half a sack last year and 26 players tally at least one tackle for loss.

Vrabel spent his career playing and coaching with accomplished leaders, including **Bill Belichick, Bill Cowher, Romeo Crennel, Urban Meyer, Bill O'Brien and Todd Haley**.

"This is an incredible opportunity and one I have been preparing for my entire football life," said Vrabel. "I want to thank Amy, Jon and the entire Titans organization for putting their faith in me. I am excited to get to work and that work starts now. We want to build a culture around winning, competitiveness and toughness. Everything we do is going to be geared towards winning and being physical. We want to prepare our players so they know what to do, which will allow them to play fast and aggressive."

As the Texans linebackers coach from 2014-16, Vrabel developed several players into top-notch performers, including **Jadaveon Clowney** (Pro Bowl, 2016), **Whitney Mercilus, Benardrick McKinney** (second-team All-Pro, 2016) and **Brian Cushing**. The 2015 Texans defense had the top third-down defense in the NFL (28.5 percent), which was the lowest percentage in franchise history and the lowest by any NFL team since the 2003 Titans (27.7 percent). The 2015 defense also set a franchise mark for sacks in a season with 45 - 22.5 coming from Vrabel's linebacking corps.

Prior to joining the NFL coaching ranks, Vrabel transitioned immediately from an NFL player to college coach. He started as the linebacker coach at Ohio State in 2011 and coached the defensive line from 2012-2013. The 2012 Buckeyes finished the season undefeated at 12-0. He also was named Big Ten Recruiter of the Year by ESPN.com in 2012.

Vrabel was selected by the Pittsburgh Steelers in the third round (91st overall) of the 1997 NFL Draft, after his playing career at Ohio State, where he earned All-America honors and Big Ten Conference Defensive Lineman of the Year in both 1995 and 1996.

A native of Akron, Ohio, Vrabel attended Walsh Jesuit High School. He and his wife, Jennifer, have two sons: Tyler and Carter.

TENNESSEE TITANS 2018 COACHING STAFF

| | |
|-------------------------|-------------------------------|
| Mike Vrabel | Head Coach |
| Matt LaFleur | Offensive Coordinator |
| Dean Pees | Defensive Coordinator |
| Craig Aukerman | Special Teams |
| Scott Booker | Defensive Assistant |
| Shane Bowen | Outside Linebackers |
| Keith Carter | Offensive Line |
| Kerry Coombs | Secondary |
| Ryan Crow | Defensive Assistant |
| Tony Dews | Running Backs |
| Matt Edwards | Assistant Special Teams |
| Tom Kanavy | Asst. Strength & Conditioning |
| Tyrone McKenzie | Inside Linebackers |
| Rob Moore | Wide Receivers |
| Pat O'Hara | Quarterbacks |
| Matt Pees | Quality Control |
| Taylor Porter | Strength & Conditioning Asst. |
| Arthur Smith | Tight Ends |
| Luke Steckel | Offensive Assistant |
| Mike Sullivan | Offensive Assistant |
| Steve Watterson | Strength & Conditioning |
| Terrell Williams | Defensive Line |

MIKE VRABEL AT A GLANCE

Mike Vrabel's Career Coaching Ledger:

| Years | Team | Position |
|---------|-----------------------|-----------------------|
| 2018 | Tennessee Titans | Head Coach |
| 2017 | Houston Texans | Defensive Coordinator |
| 2014-16 | Houston Texans | Linebackers Coach |
| 2012-13 | Ohio State University | Defensive Line Coach |
| 2011 | Ohio State University | Linebackers Coach |

Mike Vrabel's Career Playing Ledger:

| Years | Team | Position |
|---------|----------------------|------------|
| 2009-10 | Kansas City Chiefs | Linebacker |
| 2001-08 | New England Patriots | Linebacker |
| 1997-00 | Pittsburgh Steelers | Linebacker |



BELICHICK ON VRABEL

Bill Belichick on Mike Vrabel, 2/28/09:

"When Mike arrived in 2001, we knew we were adding a solid outside linebacker. But where Mike took it from there exceeded our highest hopes. Mike Vrabel epitomizes everything a coach could seek in a professional football player: toughness, intelligence, playmaking, leadership, versatility and consistency at the highest level. Behind the scenes, Mike's wit and personality is one of the things we have all enjoyed about coming to work every day. The toughest aspect of my job is the day I stop coaching people like Mike, who did everything in his power to contribute to team success. Of all the players I have coached in my career, there is nobody I enjoyed working with more than Mike."

TITANS/OILERS HEAD COACH HISTORY

| COACH | YEARS | WON | LOST | TIED | PCT. |
|---------------------|---------------|-----|------|------|------|
| Lou Rymkus | 1960-61 | 12 | 7 | 1 | .625 |
| Wally Lemm | 1961, 1966-70 | 38 | 40 | 4 | .487 |
| Frank "Pop" Ivy | 1962-63 | 17 | 12 | 0 | .586 |
| Sammy Baugh | 1964 | 4 | 10 | 0 | .285 |
| Hugh "Bones" Taylor | 1965 | 4 | 10 | 0 | .285 |
| Ed Hughes | 1971 | 4 | 9 | 1 | .321 |
| Bill Peterson | 1972-73 | 1 | 18 | 0 | .052 |
| Sid Gillman | 1973-74 | 8 | 15 | 0 | .347 |
| O.A. "Bum" Phillips | 1975-80 | 59 | 38 | 0 | .608 |
| Ed Biles | 1981-83 | 8 | 23 | 0 | .258 |
| Chuck Studley | 1983 | 2 | 8 | 0 | .200 |
| Hugh Campbell | 1984-85 | 8 | 22 | 0 | .266 |
| Jerry Glanville | 1985-89 | 35 | 35 | 0 | .500 |
| Jack Pardee | 1990-94 | 44 | 35 | 0 | .556 |
| Jeff Fisher | 1994-2010 | 147 | 126 | 0 | .538 |
| Mike Munchak | 2011-13 | 22 | 26 | 0 | .458 |
| Ken Whisenhunt | 2014-15 | 3 | 20 | 0 | .130 |
| Mike Mularkey | 2015-17 | 21 | 22 | 0 | .488 |
| Mike Vrabel | 2018 | 0 | 0 | 0 | - |

Records include postseason



TITANS ASSISTANT COACHES

MATT LaFLEUR OFFENSIVE COORDINATOR

[Click For Complete Online Bio](#)

- LaFleur joined the Titans in 2018 with nine previous years of NFL coaching experience. Most recently, he spent the 2017 season as the Rams offensive coordinator and helped Los Angeles rank first in the NFL in scoring and 10th in total offense.
- LaFleur spent two seasons (2015-16) as quarterbacks coach for the Atlanta Falcons. While with the Falcons, quarterback Matt Ryan earned NFL MVP honors and the team earned an NFC Championship title. In 2016, Ryan threw for 4,944 yards and 38 touchdowns for a 117.1 passer rating.
- He spent four seasons (2010-13) as quarterbacks coach for the Washington Redskins and one season coaching quarterbacks for Notre Dame (2014).
- Following five seasons coaching in the college ranks, he began his NFL coaching career as an offensive assistant for the Houston Texans (2008-09), where he worked with the quarterbacks and wide receivers.
- A native of Mt. Pleasant, Mich., LaFleur was a three-year starting quarterback at Saginaw Valley State where he guided his team to the Division II playoffs each season.



DEAN PEES DEFENSIVE COORDINATOR

[Click For Complete Online Bio](#)


- Pees joined the Titans in 2018 with 45 previous years of coaching experience, including 14 seasons in the NFL.
- Prior to his arrival in Tennessee, Pees was with the Baltimore Ravens for eight seasons, first as linebackers coach (2010-12) and then as defensive coordinator (2012-17).
- In 2012, he helped the Ravens to a Super Bowl XLVII victory and became the eighth defensive coordinator in NFL history to reach the Super Bowl with two different teams.
- Three of his six seasons as Baltimore's defensive coordinator saw the Ravens result in top 10 rankings on defense.
- From 2004-09, Pees was with the New England Patriots as linebackers coach (2004-05) and defensive coordinator (2006-09).
- Over his four-year tenure as New England's defensive coordinator, the Patriots ranked second in the NFL in points allowed (17.3 per game).
- Pees also has 25 years of college coaching experience, including time as the head coach of Kent State (1998-2003) and as the defensive coordinator at Michigan State under head coach Nick Saban (1995-97).
- He also had stops at Notre Dame (1994), Toledo (1990-93), Navy (1987-89), Miami (Ohio) (1983-86) and Findlay (Ohio) (1979-82). He started his coaching career as a high school coach from 1973-78.
- A native of Dunkirk, Ohio, Pees graduated from Bowling Green State University.



CRAIG AUKERMAN SPECIAL TEAMS

[Click For Complete Online Bio](#)

- Aukerman was promoted to special teams coach in 2018. He joined the Titans in January 2017 as the assistant special teams coach.
- Prior to his arrival in Tennessee, he gained 17 years of coaching experience, including 10 seasons on the college level and seven years in the NFL.
- He spent four seasons (2013-16) with the San Diego Chargers working with their special teams, first as an assistant special teams coach (2013-15) and then as the special teams coordinator (2016).
- He also spent time in the NFL on the coaching staffs with the Jacksonville Jaguars (2011-12) and Denver Broncos (2010).
- In the college ranks, he coached at Findlay (2000), Miami (Ohio) (2001-02, 2005-08), Western Kentucky (2003-04), and Kent State (2009).
- Aukerman was a two-time NAIA All-American at the University of Findlay (Ohio), where he played defensive back and wide receiver from 1995-98.



TITANS ASSISTANT COACHES

SCOTT BOOKER DEFENSIVE ASSISTANT

[Click For Complete Online Bio](#)

- Booker joined the Titans in 2018 after spending 15 seasons in the college coaching ranks.
- He spent the 2017 season coaching safeties/special teams at Nebraska.
- Previously, Booker spent seven years (2010-16) at Notre Dame, as a tight ends/special teams coordinator (2012-16) and offensive intern (2010-11). He coached the secondary at Western Kentucky for one season (2009).
- Booker began his coaching career at his alma mater Kent State as a graduate assistant (2003-04) and secondary coach (2005-08).
- The Pittsburgh, Pa. native played collegiately under Defensive Coordinator Dean Pees at Kent State.



RYAN CROW DEFENSIVE ASSISTANT

[Click For Complete Online Bio](#)

- Crow joined the Titans in 2018 with seven previous seasons of coaching experience in the college ranks.
- Crow served as a graduate assistant at Ohio State (2017) and worked primarily with linebackers.
- Crow spent three seasons at Baldwin Wallace University as offensive coordinator/offensive line coach (2015-16) and offensive line coach (2014). He also spent three seasons at Purdue as a graduate assistant working with the offensive line (2012-13) and one season as assistant strength coach (2011).
- A native of Findlay, Ohio, Crow played linebacker at Bowling Green and earned a scholarship after initially walking on.



SHANE BOWEN OUTSIDE LINEBACKERS

[Click For Complete Online Bio](#)

- Bowen joined the Titans in 2018 after spending two seasons (2016-17) as a defensive assistant for the Houston Texans. He arrived with nine years of coaching experience.
- In 2016, Bowen was part of a Texans staff that produced the NFL's number one defense (yards allowed) for the first time in franchise history. In 2017, the defense ranked fifth in third-down defense and set a franchise record for yards per carry by opponents (3.97).
- He also served at Kennesaw State as linebackers coach (2013-15), at Ohio State as a defensive graduate assistant (2012). He began his coaching career as an assistant at Georgia Tech (2009-11).
- A native of Pickerington, Ohio, Bowen was a three-year letter winner at Georgia Tech as an outside linebacker.



TONY DEWS RUNNING BACKS

[Click For Complete Online Bio](#)

- Dewes joined the Titans in 2018 with 20 previous years of coaching in the college ranks.
- Prior to his arrival in Tennessee, Dewes coached running backs at West Virginia in 2017.
- Dewes had stints coaching wide receivers at Arizona (2012-16), tight ends at Pittsburgh (2011), wide receivers at Michigan (2008-10), wide receivers at West Virginia (2007), linebackers at UNLV (2006), special teams (2005) and tackles/tight ends (2004) at Central Michigan, defensive line at Holy Cross (2002), offensive line at California (Pa.) and defensive line at Millersville (1998). He was a graduate assistant at West Virginia from 1999-2001.
- A native of Clifton, Va., Dewes played tight end at Liberty University, where he was the team's leading receiver in both of his final two seasons.



KEITH CARTER OFFENSIVE LINE

[Click For Complete Online Bio](#)

- Carter joined the Titans in 2018 with 13 years of prior coaching experience, including five seasons in the NFL.
- Prior to arriving in Tennessee, he spent three seasons with the Atlanta Falcons as running backs coach (2017) and assistant offensive line coach (2015-16). The 2016 Falcons offensive line protected NFL MVP Matt Ryan and paved the way for the NFL's fifth-best rushing attack while also winning the NFC Championship.
- He tallied two seasons as the offensive quality control coach for the Seattle Seahawks (2012-13).
- In the college ranks, Carter has experience as the offensive line/run game coach at San Jose State (2014), tight ends (2009) and offensive line coach (2010-11) at the University of San Diego, offensive line coach at University of the Redlands (2007-08), tight ends coach at Wagner College (2006) and as an undergraduate assistant at UCLA (2005).
- The Downingtown, Pa., native was a tight end, H-back and fullback at UCLA.



MATT EDWARDS ASSISTANT SPECIAL TEAMS

[Click For Complete Online Bio](#)

- Edwards joined the Titans in 2018 with 15 previous years of collegiate coaching experience.
- He spent the previous four seasons (2014-17) as the defensive coordinator at Tiffin University.
- Edwards served as the defensive line/special teams coordinator at Florida Atlantic (2013), the linebackers/special teams coordinator (2012) and defensive ends coach (2011) at Miami (Ohio), and seven seasons (2004-10) at Kent State primarily coaching the defensive line. Edwards began his coaching career as linebackers coach at the College of Wooster.
- A native of Cincinnati, Ohio, Edwards played linebacker and defensive end at Miami (Ohio).



KERRY COOMBS SECONDARY

[Click For Complete Online Bio](#)

- Coombs was hired by the Titans in 2018 to coach the defensive backs. He arrived with 35 years of prior coaching experience.
- He spent six seasons (2012-17) at Ohio State, and most recently he held the title of assistant coordinator, defense/cornerbacks/special teams coordinator for the Buckeyes.
- In 2017, the Ohio State defense ranked ninth in the NCAA in yards allowed and in 2016, the Buckeyes ranked fourth nationally with 21 interceptions, including seven returned for touchdowns.
- He spent five seasons (2007-11) coaching the defensive backs at the University of Cincinnati.
- Additionally, Coombs has 24 years of experience in the high school ranks, including 16 seasons as the head coach at Colerain High School, where he compiled a 161-34 record.
- A native of Colerain, Ohio, Coombs played on the 1980 University of Dayton Division III National Championship team.



TOM KANAVY ASSISTANT STRENGTH & CONDITIONING

[Click For Complete Online Bio](#)

- Tom Kanavy enters his 22nd season in the NFL and his third as assistant strength and conditioning coach with the Titans in 2017. He joined the Titans in 2015.
- Kanavy's experience includes eight seasons (2006-2013) as the head of strength and conditioning for the Minnesota Vikings and 11 years (1995-2005) with the Philadelphia Eagles as assistant strength and conditioning coach. He also has experience working for the University of Miami (1993); his alma mater, Penn State (1993-95); and Temple (1996).



TITANS ASSISTANT COACHES

TYRONE MCKENZIE INSIDE LINEBACKERS

[Click For Complete Online Bio](#)

- McKenzie joined the Titans in 2018 after spending the 2017 season as the assistant special teams coach for the Los Angeles Rams. He has five seasons of previous coaching experience.
- Prior to joining the NFL coaching ranks, McKenzie spent two seasons coaching collegiately, first as an assistant defensive line/quality control coach at Stanford (2016) and as an outside linebackers/graduate assistant at Colorado (2015).
- He also has two years of high school coaching experience at Berkeley Preparatory School in Tampa, Fla., and Edina High School in Edina, Minn.
- A native of Tampa, Fla., McKenzie played linebacker at the University of South Florida and was a third-round selection by the New England Patriots in the 2009 NFL Draft.



ROB MOORE WIDE RECEIVERS

[Click For Complete Online Bio](#)

- Moore joined the Titans in 2018 with 16 years of NFL experience as a player and coach.
- He spent three seasons (2015-17) as the wide receivers coach for the Oakland Raiders and one year (2014) with the Buffalo Bills.
- During his three years in Oakland, he worked with Amari Cooper and Michael Crabtree, who totaled 435 receptions, 5,556 receiving yards and 43 touchdowns in that time.
- During his one year in Buffalo, he worked with Sammy Watkins, who set franchise records for a rookie with 65 receptions for 982 yards.
- Moore also spent time coaching at Syracuse (2010-13), Phoenix (Ariz.) Junior College (2009) and Montclair (N.J.) High School (2002-03).
- A native of Hempstead, N.Y., Moore had a 12-year NFL career playing for the New York Jets (1990-94) and Arizona Cardinals (1995-2001).



PAT O'HARA QUARTERBACKS

[Click For Complete Online Bio](#)

- O'Hara joined the Titans in 2018 after spending three seasons (2015-17) with the Houston Texans as an offensive assistant who helped coach quarterbacks. He arrived in Tennessee with 19 previous seasons of coaching experience.
- He spent 10 years coaching in the Arena Football League, including stints as a head coach for the Los Angeles Avengers (2009), Tri-Cities Fever (AF2, 2009), Orlando Predators (2010-11) and New Orleans Voo-Doo (2012-14).
- O'Hara was an offensive coordinator for the AFL's Tampa Bay Storm for three seasons (2005, 2007-08).
- A native of Santa Monica, Calif., O'Hara was a 10th round selection for the Tampa Bay Buccaneers in the 1991 NFL Draft.



MATT PEES QUALITY CONTROL

[Click For Complete Online Bio](#)

- Pees joined the Titans in 2018 with five previous years of high school coaching experience.
- Most recently, he spent three seasons at Green Mountain (Colorado) High School as head coach (2016-17) after joining the staff as wide receivers coach in 2014.
- He also spent one season (2005) as an assistant coach at Ridgemont High School (Ohio).
- A native of Bowling Green, Ohio, Pees spent two seasons during college assisting the Kent State football staff as a video coordinator (2002-03).



TAYLOR PORTER STRENGTH & CONDITIONING ASSISTANT

[Click For Complete Online Bio](#)

- Taylor Porter joined the Titans in 2016. He spent time with three NFL teams prior to joining the Titans, including stints with the Houston Texans in 2013 and the Tampa Bay Buccaneers and Cleveland Browns in 2015.
- A native of Chicago Heights, Ill., he was a wide receiver at Wisconsin-Oshkosh (2005-2008).
- He spent time coaching in the college ranks with Louisville (2010-2013) and Nebraska (2013-2014).



ARTHUR SMITH TIGHT ENDS

[Click For Complete Online Bio](#)

- Smith was promoted from offensive assistant/tight ends to tight ends coach seven games into the 2015 campaign.
- He was hired in 2011 as a defensive assistant/quality control coach, and from 2012-2013 he served as the offensive assistant/quality control coach.
- In 2010, he worked at Ole Miss as an administrative assistant/defensive intern and worked primarily with the linebackers.
- He spent two years (2007-2008) working for the Washington Redskins. He worked two years as defensive quality control coach after joining the organization as a college scouting assistant.
- The Memphis, Tenn., native graduated from North Carolina and played offensive line before joining the coaching staff for one season (2006) as a graduate assistant.



LUKE STECKEL OFFENSIVE ASSISTANT

[Click For Complete Online Bio](#)

- Steckel joined the Titans in 2013 as an assistant to the head coach and was promoted to offensive assistant the following season. He also served as assistant wide receivers coach in 2017.
- He joined the Titans after spending four seasons (2009-2012) with the Cleveland Browns as the assistant to the head coach.
- He was a three-year letterman as a linebacker at Princeton (2004-06), where he helped lead the Tigers to an Ivy League Championship.
- He is the son of former Titans offensive coordinator Les Steckel and attended Brentwood (Tenn.) High School.



MIKE SULLIVAN OFFENSIVE ASSISTANT

[Click For Complete Online Bio](#)

- Sullivan completed his 15th season coaching in the NFL in 2017. His resume includes eight years as an NFL offensive line coach and four campaigns with the Titans.
- He joined the Titans in 2014 after one season as offensive line coach for the Cleveland Browns (2013).
- Sullivan spent four seasons (2009-12) as offensive line coach for the San Diego Chargers. He had two other stints with the Browns as offensive line coach (2007-08) and assistant offensive line coach (2001-04).
- He has three seasons of college experience, as offensive line coach for Western Michigan (2005-06) and as a graduate assistant for the University of Miami (Fla.) (2000).
- Sullivan began his coaching career in 1997, spending five seasons coaching in Europe.
- A native of Chicago, Ill., Sullivan played in 48 games for the Tampa Bay Buccaneers from 1992-95.



TITANS ASSISTANT COACHES

STEVE WATTERSON ASST. HEAD COACH/ STRENGTH & CONDITIONING

[Click For Complete Online Bio](#)

- Watterson, who joined the organization in 1986, completed his 32nd season with the Titans in 2017. He has been instrumental in helping to develop and implement various strength and conditioning programs with the Titans and directs the club's successful offseason conditioning program.
- He is the longest tenured active coach with one team currently in the NFL.
- In 2010, he became the first NFL head strength and conditioning coach to earn his 'Art of Strength' Kettlebell Instructor Certification during the 'A.O.S' seminar held at Punch Gym in Franklin, Tenn.
- In 2008, he was elected to the Alliance for Natural Health's Scientific Advisory Board.
- In 2002, Watterson was awarded the President's Award from the Professional Football Strength and Coaches Society for his contributions to the field of strength and conditioning.
- In 1992, he was named Professional Strength and Conditioning Coach of the Year.
- The Newport, R.I., native began his NFL career with the Philadelphia Eagles (1984-85).



TERRELL WILLIAMS DEFENSIVE LINE

[Click For Complete Online Bio](#)

- Williams joined the Titans in 2018 with 20 previous years of coaching experience, including six seasons in the NFL.
- He spent three seasons coaching the defensive line with the Miami Dolphins (2015-17).
- During Williams' tenure with the Dolphins, Cameron Wake tallied 29 sacks, the eighth-highest total by a player, and Ndamukong Suh posted 15.5 sacks, the eighth-highest number of sacks among defensive tackles.
- Williams also spent three seasons coaching the defensive line with the Oakland Raiders (2012-14).
- Prior to joining the NFL coaching ranks, Williams spent time at Texas A&M (2010-11), Purdue (2006-09), Akron (2004-05), Youngstown State (2002-03), North Carolina A&T (1999-2001) and Fort Scott Community College (1998).
- A native of Los Angeles, Calif., Williams played collegiately at East Carolina as a nose tackle.



FRANCHISE PLAYOFF SEASONS

With a 9-7 record in the 2017 regular season, the Titans clinched a Wild Card Playoff berth, and from there they advanced to the Divisional Round. Their postseason appearance marked the 22nd time in the team's history it made the playoffs. In nine of those seasons the club has made it as a division winner, and in the remaining 13 occasions it has gone to the post-season as a wild card. The franchise's all-time playoff appearances are listed below.



22 Playoff Appearances: 1960, 1961, 1962, 1967, 1969, 1978, 1979, 1980, 1987, 1988, 1989, 1990, 1991, 1992, 1993, 1999, 2000, 2002, 2003, 2007, 2008, 2017

Four AFL Eastern Division Championships: 1960, 1961, 1962, 1967

Three AFC Central Division Championships: 1991, 1993, 2000

Two AFC South Division Championships: 2002, 2008

Four AFL Championship Game Appearances: 1960, 1961, 1962, 1967

Two AFL Championships: 1960, 1961

Four AFC Championship Game Appearances: 1978, 1979, 1999, 2002

One AFC Championship: 1999

One Super Bowl Appearance: 1999 (Super Bowl XXXIV)

ROAD PLAYOFF COMEBACKS

In the Titans' Wild Card contest at Kansas City on Jan. 6, they were down 21-3 at the start of the second half. They scored 19 unanswered points to win by a final score of 22-21.

Their comeback tied for the second-largest by a road team in NFL playoff history. The only road comeback to top the Titans' performance was a 20-point comeback by the Lions in the Divisional Round against the 49ers in 1957. In 1972, the Cowboys came back from an 18-point deficit in the Divisional Round to defeat the 49ers.

Largest postseason comebacks by a road team, NFL history:

| Season | Round | Winning Team | Losing Team | Deficit |
|---------|------------------|--------------|-------------|---------|
| 1. 1957 | NFC Divisional | Lions | 49ers | 20 |
| 2. 2017 | AFC Wild Card | Titans | Chiefs | 18 |
| 1972 | NFC Divisional | Cowboys | 49ers | 18 |
| 4. 2012 | NFC Championship | 49ers | Falcons | 17 |
| 5. 1997 | NFC Wild Card | Vikings | Giants | 16 |

WINNING AT HOME

With their victory over the Texans on Dec. 3, 2017, the Titans won their fifth consecutive home game of 2017. By the end of the 2017 season, they had tallied 10 wins in their last 12 contests at Nissan Stadium.

The Titans won their final four home games of 2016 against the Jacksonville Jaguars, Green Bay Packers, Denver Broncos and Houston Texans. In 2017, they beat the Seattle Seahawks, Indianapolis Colts, Baltimore Ravens, Cincinnati Bengals, Houston Texans and Jacksonville Jaguars at home.

Since the weekend of their 2016 victory over the Jaguars (Oct. 27, 2016), the Titans own an NFL-best .833 winning percentage in home games.

Highest winning percentage in home games since Week 8 of 2016 (Oct. 27, 2016–present):

| Team | Wins | Losses | Win Pct |
|-------------------------|------|--------|---------|
| 1. Tennessee Titans | 10 | 2 | 0.833 |
| 2. Philadelphia Eagles | 10 | 3 | 0.769 |
| New Orleans Saints | 10 | 3 | 0.769 |
| Baltimore Ravens | 10 | 3 | 0.769 |
| 5. New England Patriots | 9 | 3 | 0.750 |
| Pittsburgh Steelers | 9 | 3 | 0.750 |
| 7. (five teams tied) | 9 | 4 | 0.692 |



WINNING IN THE AFC SOUTH

The Titans finished the 2017 regular season with a 5-1 record in the AFC South, giving them their second-best divisional record since the formation of the AFC South in 2002.

In 2002, the Titans won all six divisional games. Until 2017, the most divisional wins they accumulated in a season since then was four. The Titans swept the 2017 season series with the Jaguars and with the Indianapolis Colts and split with the Houston Texans.

Best division records for the Titans since the AFC South was formed in 2002:

| Season | Wins | Losses | Win % |
|---------|------|--------|-------|
| 1. 2002 | 6 | 0 | 1.000 |
| 2. 2017 | 5 | 1 | .833 |
| 3. 2008 | 4 | 2 | .667 |
| 2003 | 4 | 2 | .667 |
| 2006 | 4 | 2 | .667 |
| 2007 | 4 | 2 | .667 |
| 7. 2011 | 3 | 3 | .500 |

WINNING CLOSE GAMES

The Titans have been one of the NFL's most successful teams in games decided by three points or less in the last two seasons.

In 2017, the Titans were 2-1 in games decided by three points or less in the regular season. In the playoffs, they won a one-point game at Kansas City in the Wild Card Round.

Of all NFL games in 2016 decided by three or fewer points, or games that ended in a tie, the Titans were one of only three clubs to record at least four wins without suffering a loss. The Oakland Raiders were 5-0 in such games, while the Titans and Houston Texans were 4-0.

Best NFL winning percentages from 2016-17 in games decided by three points or less (regular season, excludes ties):

| Team | Wins | Losses | Pct |
|-------------------------|------|--------|-------|
| 1. Tennessee Titans | 6 | 1 | 0.857 |
| Pittsburgh Steelers | 6 | 1 | 0.857 |
| 3. Oakland Raiders | 7 | 2 | 0.778 |
| 4. New England Patriots | 3 | 1 | 0.750 |
| Arizona Cardinals | 6 | 2 | 0.750 |
| Miami Dolphins | 6 | 2 | 0.750 |
| 7. Detroit Lions | 7 | 3 | 0.700 |
| 8. Houston Texans | 4 | 2 | 0.667 |
| 9. New York Giants | 5 | 3 | 0.625 |
| 10. Washington Redskins | 3 | 2 | 0.600 |

During the "Titans era" of the team's history, which began in 1999, the 2016 season marked only the fourth time the Titans had at least four wins of three points or less. The last time was 2006.

Titans' win-loss record in games decided by three points or less in the "Titans era" (regular season, 1999-present):

| Season | Record | Season | Record | Season | Record |
|--------|--------|--------|--------|--------|--------|
| 2017 | 2-1 | 2010 | 0-3 | 2003 | 2-1 |
| 2016 | 4-0 | 2009 | 3-2 | 2002 | 2-2 |
| 2015 | 1-4 | 2008 | 2-1 | 2001 | 3-2 |
| 2014 | 1-3 | 2007 | 2-2 | 2000 | 4-3 |
| 2013 | 1-3 | 2006 | 4-3 | 1999 | 5-1 |
| 2012 | 3-0 | 2005 | 1-1 | | |
| 2011 | 2-1 | 2004 | 1-2 | | |

TOP RUSHING OFFENSES, 2016-2017

Since the beginning of the 2016 season, the Titans rank third in the NFL in rushing offense.

In 2016, the Titans finished third in the NFL and second in the AFC in rushing offense. They totaled 2,187 rushing yards, or an average of 136.7 rushing yards per game. It was the 12th best average in franchise history.

Top rushing offenses (yards per game) from 2016-2017:

| Team | Rushing Yards | Per Game |
|-------------------------|---------------|----------|
| 1. Buffalo Bills | 4,647 | 145.2 |
| 2. Dallas Cowboys | 4,566 | 142.7 |
| 3. Tennessee Titans | 4,020 | 125.6 |
| 4. Philadelphia Eagles | 3,928 | 122.8 |
| 5. Carolina Panthers | 3,916 | 122.4 |
| 6. Jacksonville Jaguars | 3,893 | 121.7 |
| 7. New Orleans Saints | 3,812 | 119.1 |
| 8. Atlanta Falcons | 3,775 | 118.0 |
| 9. New England Patriots | 3,761 | 117.5 |
| 10. Houston Texans | 3,701 | 115.7 |

MOST RUSHING TOUCHDOWNS IN 2017

In 2017, the Titans tied for second in the NFL with 18 rushing touchdowns. Only the New Orleans Saints had more.

Most rushing touchdowns in 2017:

| Team | Rushing Touchdowns |
|-------------------------|--------------------|
| 1. New Orleans Saints | 23 |
| 2. Tennessee Titans | 18 |
| Dallas Cowboys | 18 |
| Jacksonville Jaguars | 18 |
| 5. Los Angeles Rams | 17 |
| 6. New England Patriots | 16 |
| 7. Minnesota Vikings | 15 |
| Carolina Panthers | 15 |
| San Francisco 49ers | 15 |
| 10. Baltimore Ravens | 14 |



TEAM RUSHING YARDS IN A PLAYOFF GAME

In the Wild Card Round on Jan. 6, the Titans rushed for 202 yards at Kansas City, with **Derrick Henry** (23 attempts for 156 yards) and **Marcus Mariota** (eight attempts for 46 yards) accounting for all of the team's carries and yards on the ground.

The rushing yardage total set a new franchise single-game postseason record, surpassing the previous benchmark of 197 rushing yards at Indianapolis on Jan. 16, 2000.

Most team rushing yards in a playoff game, franchise history:

| Date | Opp | Att | Yds | Avg | TD |
|------------------|----------|-----|-----|------|----|
| 1. Jan. 6, 2018 | at KC | 31 | 202 | 6.52 | 1 |
| 2. Jan. 16, 2000 | Ind | 33 | 197 | 5.97 | 1 |
| 3. Jan. 3, 1988 | Sea | 50 | 178 | 3.56 | 1 |
| 4. Jan. 23, 2000 | at Jax | 34 | 177 | 5.21 | 2 |
| 5. Dec. 31, 1978 | at NE | 54 | 174 | 3.22 | 1 |
| 6. Dec. 24, 1978 | at Mia | 45 | 165 | 3.67 | 1 |
| Jan. 3, 2004 | at Bal | 40 | 165 | 4.13 | 1 |
| 8. Jan. 30, 2000 | StL (SB) | 36 | 159 | 4.42 | 2 |
| 9. Dec. 29, 1979 | at SD | 40 | 148 | 3.70 | 1 |
| 10. Jan. 8, 2000 | Buf | 39 | 139 | 3.56 | 1 |

TITANS ON THIRD DOWN, 2016-2017

Since the start of the 2016 season, the Titans offense ranks near the top of the NFL in third-down percentage.

In 2016, the Titans offense converted 100 of their 217 attempts on third down. Their 46.1 percent conversion rate finished third in the NFL behind only the New Orleans Saints (48.6) and Green Bay Packers (46.7).

Highest conversion rate on third down from 2016–2017:

| Team | Conversions | Attempts | Percent |
|-------------------------|-------------|----------|---------|
| 1. Tampa Bay Buccaneers | 179 | 410 | 43.7 |
| 2. New Orleans Saints | 180 | 414 | 43.5 |
| 3. Atlanta Falcons | 163 | 375 | 43.5 |
| 4. New England Patriots | 186 | 429 | 43.4 |
| 5. Green Bay Packers | 181 | 421 | 43 |
| 6. Dallas Cowboys | 167 | 392 | 42.6 |
| 7. Pittsburgh Steelers | 175 | 411 | 42.6 |
| 8. San Diego Chargers | 85 | 200 | 42.5 |
| 9. Buffalo Bills | 187 | 451 | 41.5 |
| 10. Tennessee Titans | 171 | 419 | 40.8 |
| Minnesota Vikings | 175 | 429 | 40.8 |

Since 1970, there have been only two prior seasons to 2016 in which the Titans/Oilers converted 46 percent or more of their first downs: 1990 and 1991. Those were two of the "run and shoot" offenses led by **Warren Moon**.

Third downs were a major area of improvement of the Titans offense in 2016. The 2015 team was 31.8 percent on third down, ranking 29th.

Best third-down conversion percent by the Titans, 1970–present:

| Season | Conversions | Attempts | Percent |
|----------|-------------|----------|---------|
| 1. 1990 | 94 | 180 | 52.2 |
| 2. 1991 | 97 | 195 | 49.7 |
| 3. 2016 | 100 | 217 | 46.1 |
| 4. 1993 | 94 | 211 | 44.5 |
| 5. 1980 | 92 | 211 | 43.6 |
| 6. 2002 | 94 | 216 | 43.5 |
| 7. 1995 | 99 | 228 | 43.4 |
| 8. 1978 | 100 | 232 | 43.1 |
| 9. 2000 | 97 | 228 | 42.5 |
| 10. 1992 | 72 | 170 | 42.4 |

2016-17 RED ZONE EFFICIENCY LEADERS

Since the beginning of the 2016 season, the Titans have been one of the NFL's best teams in scoring touchdowns in the red zone.

The Titans ranked first in the NFL in touchdown percentage inside the opponent's 20-yard line in 2016, reaching the end zone 72 percent of the time (36 of 50). They scored 15 rushing touchdowns and 21 passing touchdowns when scrimmaging from inside their opponents' 20-yard line. The next closest team to the Titans was the San Francisco 49ers at 68.2 percent (30 of 44).

In 2016, the Titans were led in the red zone by quarterback **Marcus Mariota**, whose 113.5 passer rating in the red zone tied for third in the NFL. He had 18 touchdowns without an interception in the red zone.

Highest touchdown percentage in the red zone from 2016–2017:

| Team | Red Zone Drives | Rushing TDs | Passing TDs | Total TDs | Touchdown Percent |
|-------------------|-----------------|-------------|-------------|-----------|-------------------|
| 1. Tennessee | 90 | 29 | 28 | 57 | 63.3 |
| Dallas | 109 | 38 | 30 | 68 | 63.3 |
| 3. New Orleans | 123 | 32 | 44 | 76 | 62.6 |
| 4. Jacksonville | 90 | 20 | 36 | 56 | 62.2 |
| 5. New England | 130 | 32 | 48 | 80 | 61.5 |
| 6. Green Bay | 108 | 19 | 47 | 66 | 61.1 |
| 7. Buffalo | 98 | 33 | 24 | 57 | 59.2 |
| 8. Oakland | 90 | 20 | 31 | 51 | 57.8 |
| 9. Philadelphia | 110 | 23 | 40 | 63 | 57.3 |
| 10. San Francisco | 95 | 28 | 26 | 54 | 56.8 |

2017 TEAM RUSHING DEFENSE

The 2017 Titans ranked fifth in the NFL and first in the AFC in rushing defense. Their opponents averaged 88.8 rushing yards per game.

Top rushing defenses (yards per game) in 2017:

| Team | Rushing Yards | Per Game |
|-------------------------|---------------|----------|
| 1. Philadelphia Eagles | 1,267 | 79.2 |
| 2. Minnesota Vikings | 1,337 | 83.6 |
| 3. Carolina Panthers | 1,409 | 88.1 |
| 4. Tennessee Titans | 1,420 | 88.8 |
| 5. Denver Broncos | 1,430 | 89.4 |
| 6. Arizona Cardinals | 1,434 | 89.6 |
| 7. Cleveland Browns | 1,566 | 97.9 |
| 8. Dallas Cowboys | 1,664 | 104.0 |
| 9. Atlanta Falcons | 1,665 | 104.1 |
| 10. Pittsburgh Steelers | 1,693 | 105.8 |

TOP RUSHING DEFENSES, 2016-2017

Since the beginning of the 2016 season, the Titans rank first in the NFL in rushing defense.

In 2016, the Titans finished second in the NFL and first in the AFC in rushing defense. Their opponents totaled 1,413 rushing yards, or an average of 88.3 rushing yards per game. It was the sixth best average in franchise history.

Top rushing defenses (yards per game) from 2016–2017:

| Team | Opponent Rushing Yards | Per Game |
|-------------------------|------------------------|----------|
| 1. Tennessee Titans | 2,833 | 88.5 |
| 2. Carolina Panthers | 2,874 | 89.8 |
| 3. Philadelphia Eagles | 2,919 | 91.2 |
| 4. Arizona Cardinals | 2,952 | 92.3 |
| 5. Dallas Cowboys | 3,000 | 93.8 |
| 6. Minnesota Vikings | 3,048 | 95.3 |
| 7. San Diego Chargers | 1,567 | 97.9 |
| 8. Baltimore Ravens | 3,210 | 100.3 |
| 9. New England Patriots | 3,253 | 101.7 |
| 10. Pittsburgh Steelers | 3,293 | 102.9 |



2017 DEFENSE: YARDS PER PLAY

The 2017 Titans allowed only 5.02 yards per play to opponents. Their average tied for eighth in the NFL.

Fewest yards per play allowed in 2017:

| Team | Opp. Yards Per Play |
|----------------------------|---------------------|
| 1. Jacksonville Jaguars | 4.61 |
| 2. Minnesota Vikings | 4.62 |
| 3. Denver Broncos | 4.87 |
| 4. Arizona Cardinals | 4.94 |
| 5. Seattle Seahawks | 4.95 |
| 6. Cincinnati Bengals | 4.97 |
| 7. Baltimore Ravens | 4.98 |
| 8. Tennessee Titans | 5.02 |
| Philadelphia Eagles | 5.02 |
| 10. Dallas Cowboys | 5.09 |
| Chicago Bears | 5.09 |

MOST SACKS IN A GAME, FRANCHISE HISTORY

At Indianapolis on Nov. 26, 2017, the Titans totaled eight sacks against the Colts, which tied for the third-highest sack total in franchise history. Two weeks later at Arizona (Dec. 10), they again posted eight sacks.

In franchise history, the team had never before produced multiple games with eight or more sacks in the same season.

The team record is nine sacks, accomplished on two separate occasions: Oct. 14, 1962 against the New York Titans and Oct. 31, 1971 against the Cincinnati Bengals. Previously in the "Titans era" (1999-present), the most sacks produced by the Titans in a game was seven (eight times), most recently on Dec. 30, 2012 against Jacksonville.

Most sacks in a game, franchise history:

| Date | Opponent | Sacks |
|------------------|-----------------------|-------|
| 1. Oct. 31, 1971 | Cincinnati Bengals | 9 |
| Oct. 14, 1962 | N.Y. Titans | 9 |
| 3. Dec. 10, 2017 | at Arizona Cardinals | 8 |
| Nov. 26, 2017 | at Indianapolis Colts | 8 |
| Nov. 10, 1985 | at Buffalo Bills | 8 |
| Sept. 12, 1982 | at Cincinnati Bengals | 8 |
| Oct. 17, 1976 | at San Diego Chargers | 8 |

MOST SACKS IN 2017

The Titans tied for fifth among NFL teams with 43 sacks in 2017. They registered 43 total sacks as a team, finishing behind only Pittsburgh (56), Jacksonville (55), Carolina (50) and the Los Angeles Rams (48).

Most sacks in 2017:

| Date | Sacks |
|----------------------------|-----------|
| 1. Pittsburgh Steelers | 56 |
| 2. Jacksonville Jaguars | 55 |
| 3. Carolina Panthers | 50 |
| 4. Los Angeles Rams | 48 |
| 5. Tennessee Titans | 43 |
| Los Angeles Chargers | 43 |
| 7. New England Patriots | 42 |
| Washington Redskins | 42 |
| New Orleans Saints | 42 |
| Chicago Bears | 42 |

2016-17 TEAM SACK LEADERS

Since the start of the 2016 campaign, the Titans have been one of the NFL's best teams in sack production. Their 83 sacks in that period rank fifth in the NFL.

The Titans defense finished 2016 with 40 sacks in 2016, which ranked second in the AFC and tied for sixth place in the NFL. They recorded their highest sack total since the team had 40 sacks in 2010.

Most sacks from 2016-17:

| Team | Sacks |
|----------------------------|-----------|
| 1. Carolina Panthers | 97 |
| 2. Pittsburgh Steelers | 94 |
| 3. Jacksonville Jaguars | 88 |
| 4. Arizona Cardinals | 85 |
| 5. Tennessee Titans | 83 |
| 6. Seattle Seahawks | 81 |
| 7. Washington Redskins | 80 |
| 8. Los Angeles Rams | 79 |
| Chicago Bears | 79 |
| 10. Minnesota Vikings | 78 |

SACKS BY LINEBACKERS IN 2017

While the Titans' 43 sacks tied for fifth in the NFL in 2017, their linebackers totaled 28 sacks. The linebacking corps finished first in the NFL.

Derrick Morgan led the Titans with 7.5 sacks. The other linebackers who contributed to the total were **Brian Orakpo** (7.0), **Wesley Woodyard** (5.0), **Erik Walden** (4.0), **Avery Williamson** (3.0) and **Jayon Brown** (1.5).

In 2016, the Titans linebackers tied for second in the NFL with 28.5 total sacks.

Most sacks by team linebacker units in 2017:

| Team | Sacks by LBs |
|--------------------------------------|--|
| 1. Tennessee Titans | 28.0 <i>Derrick Morgan 7.5, Brian Orakpo 7.0, Wesley Woodyard 5.0, Erik Walden 4.0, Avery Williamson 3.0, Jayon Brown 1.5</i> |
| 2t. Washington Redskins | 27.5 <i>Ryan Kerrigan 13.0, Preston Smith 8.0, Junior Galette 3.0, Zach Brown 2.5, Josh Harvey-Clemons 0.5, Mason Foster 0.5</i> |
| 2t. Baltimore Ravens | 27.5 <i>Terrell Suggs 11.0, Matt Judon 8.0, Za'Darius Smith 3.5, Tyus Bowser 3.0, C.J. Mosley 1.0, Patrick Onwuasor 1.0</i> |
| 4. Pittsburgh Steelers | 27.0 <i>Vince Williams 8.0, T.J. Watt 7.0, Bud Dupree 6.0, Anthony Chickillo 3.0, L.J. Fort 1.0, Sean Spence 1.0, James Harrison 1.0</i> |
| 5. Los Angeles Rams | 25.0 <i>Robert Quinn 8.5, Matt Longacre 5.5, Connor Barwin 5.0, Alec Ogletree 2.0, Samson Ebukam 2.0, Cory Littleton 1.0, Mark Barron 1.0</i> |

TITANS LIMIT BIG PLAYS IN 2017

In 2017, the Titans defense allowed an NFL-low 40 total plays of 20 yards or longer. Opposing offenses had only three runs of at least 20 yards and only 37 passes of at least 20 yards.

The Titans defense's 40 plays of 20-plus yards in 2017 represented the team's lowest number in the "Titans era" (1999–present).

| Opponent | Rushes of 20+ Yards | Passes of 20+ Yards | Total Plays of 20+ Yards |
|----------------------------|------------------------|------------------------|-----------------------------|
| 1. Tennessee Titans | 3 | 37 | 40 |
| 2. Minnesota Vikings | 6 | 35 | 41 |
| 3. Chicago Bears | 9 | 36 | 45 |
| 4. Jacksonville Jaguars | 6 | 40 | 46 |
| 5. Atlanta Falcons | 6 | 43 | 49 |
| 6. Dallas Cowboys | 7 | 43 | 50 |
| 7. Philadelphia Eagles | 11 | 40 | 51 |
| 8. Arizona Cardinals | 9 | 44 | 53 |
| Detroit Lions | 8 | 45 | 53 |
| Seattle Seahawks | 9 | 44 | 53 |
| Cincinnati Bengals | 8 | 45 | 53 |

SECOND-FEWEST PENALTIES IN 2017

The Titans were whistled for a total of 85 penalties in 2017. It was the second-lowest total by the club in any 16-game regular season. The NFL moved to a 16-game schedule in 1978.

The only season in franchise history in which the team fared better was 1983, when it was called for 84 penalties.

Fewest penalties in a 16-game season, franchise history:

| Season | Penalties |
|----------------|-----------|
| 1. 1983 | 84 |
| 2. 2017 | 85 |
| 3. 1996 | 91 |
| 4. 1981 | 93 |
| 2015 | 93 |

The Titans' 85 penalties in 2017 also ranked as the second-lowest total in the NFL and led the AFC. Only the Carolina Panthers (83 penalties) were flagged fewer times.

Fewest penalties in 2017:

| Team | Penalties |
|----------------------------|-----------|
| 1. Carolina Panthers | 83 |
| 2. Tennessee Titans | 85 |
| 3. Baltimore Ravens | 91 |
| New York Giants | 91 |
| 5. Indianapolis Colts | 92 |
| Washington Redskins | 92 |

TITANS/OILERS ALL-TIME RECORD

| | W | L | T |
|--------------------------|------------|------------|----------|
| Regular Season: | 422 | 456 | 6 |
| Home | 243 | 197 | 2 |
| Road | 179 | 259 | 4 |
| As Titans (1999-present) | 155 | 149 | 0 |
| As Oilers (1960-1998) | 267 | 307 | 6 |
| Postseason: | 15 | 20 | 0 |
| Home | 6 | 5 | 0 |
| Road | 9 | 14 | 0 |
| Super Bowl (XXXIV) | 0 | 1 | 0 |
| As Titans (1999-present) | 6 | 7 | 0 |
| As Oilers (1960-1998) | 9 | 13 | 0 |

All-time playoff appearances by the Oilers/Titans: 1960, 1961, 1962, 1967, 1969, 1978, 1979, 1980, 1987, 1988, 1989, 1990, 1991, 1992, 1993, 1999, 2000, 2002, 2003, 2007, 2008, 2017

All-time division titles by the Oilers/Titans: 1960, 1961, 1962, 1967, 1991, 1993, 2000, 2002, 2008

NISSAN STADIUM



In 2015, the Titans and Nissan North America announced the formation of a 20-year, exclusive naming-rights partnership that rebranded Nashville's downtown stadium as Nissan Stadium.

Nissan Stadium hosts all Titans home football games, Tennessee State University football games, the Music City Bowl, the CMA Music Festival and numerous other events.

The procurement of naming rights to Nissan Stadium fit the automotive company's 'Fewer, Bigger, Better' marketing strategy, which has included ongoing sponsorships of NBC's 'The Voice,' the Heisman House college football program and a major advertising presence in this year's Super Bowl. Nissan is also now the official automotive partner of the Tennessee Titans.

Nissan's ever-growing footprint in Tennessee includes vehicle and powertrain manufacturing facilities in Smyrna and Decherd respectively, along with its North American headquarters in Franklin.

The Nissan Smyrna Plant began operations in 1983 and employs more than 8,400 people. In 2014, the Smyrna plant assembled more than 648,000 vehicles, making it the highest volume automotive assembly plant in North America. Nissan also has a major manufacturing presence in Canton, Miss., along with research and development groups in California, Arizona and Michigan. In total, the company employs more than 22,000 employees in the U.S.

One component of the Titans-Nissan partnership is assisting charitable organizations throughout Middle Tennessee in an array of community outreach programs. A centerpiece of this is the annual "Taste of Titans" charitable event, for which Nissan serves as presenting sponsor. During the course of a 20-year relationship, a total of more than \$1 million resulting from these annual events is anticipated to be distributed to local non-profit organizations.

Nissan Stadium is a city-owned venue that has housed the Titans since 1999. The naming rights agreement includes the opportunity for Nissan branding on the exterior of the stadium, as well as stadium signage and other unique displays inside the stadium. LP Building Products has held the naming rights to the stadium since 2006 and that exclusivity now shifts to Nissan.

Titans/Oilers all-time regular-season record by home venue:

| Stadium | Seasons | W-L-T | Pct. |
|-----------------------------------|------------------|----------------|-------------|
| Jeppesen Stadium | 1960-1964 | 25-11-0 | .694 |
| Rice Stadium | 1965-1967 | 11-10-0 | .524 |
| Astrodome | 1968-1996 | 113-103-2 | .523 |
| Liberty Bowl | 1997 | 6-2-0 | .750 |
| Dudley Field (Vanderbilt Stadium) | 1998 | 3-5-0 | .375 |
| Nissan Stadium | 1999-2016 | 85-67-0 | .559 |



NISSAN STADIUM RECORD WHEN ...

The Titans at Nissan Stadium (1999-present):

| | Games | Record | Pct. |
|-----------------|------------|--------------|-------------|
| Regular Season | 152 | 85-67 | .559 |
| Postseason | 4 | 2-2 | .500 |
| Combined | 156 | 87-69 | .558 |

| Record When ... | Reg. Season | Playoffs |
|---------------------------|-------------|----------|
| September | 17-14 | |
| October | 19-18 | |
| November | 19-16 | |
| December | 28-18 | |
| January | 2-1 | 2-2 |
| Thursday | 3-2 | |
| Friday | 0-1 | |
| Saturday | 1-1 | 2-1 |
| Sunday | 75-60 | 0-1 |
| Monday | 6-3 | |
| Against own division | 36-27 | 0-1 |
| Against AFC | 62-52 | 2-2 |
| Against NFC | 23-15 | |
| Overtime games | 5-6 | 1-0 |
| In primetime | 10-9 | |
| Temperature 80+ | 5-5 | |
| Temperature <40 | 8-10 | 1-0 |
| Titans score 20 points | 68-28 | 2-0 |
| Titans score 30 points | 29-5 | 1-0 |
| Titans allow <20 points | 58-11 | 1-1 |
| Titans allow <10 points | 12-0 | |
| Titans net 300 yards | 64-42 | 1-2 |
| Opponents net <300 yards | 44-9 | 1-2 |
| Titans commit 0 turnovers | 26-6 | |
| Titans force 2 turnovers | 60-19 | |

TITANS CAPTAINS

The Titans named six team captains for the 2017 season. The six players to receive the honor were quarterback **Marcus Mariota**, tight end **Delanie Walker**, defensive tackle **Jurrell Casey**, outside linebacker **Brian Orakpo**, inside linebacker **Wesley Woodyard** and **Tim Shaw**.

The Titans players were responsible for electing their own respective captains. It was the fourth consecutive season Casey and Woodyard received the honor and the third consecutive season as a Titans captain for Walker, Mariota and Orakpo. Woodyard previously served six seasons as a captain for the Denver Broncos.

Shaw, who is on the team's reserve/retired list, is battling ALS. He was a two-time team captain on special teams during his playing days with the Titans from 2010–2012.

This was the 11th year of the NFL's emphasis on season-long team captains on offense, defense and special teams through the team captain leadership program, which was created in 2007 by the league and the NFL's Player Advisory Council.

2017 Titans Team Captains:

- **Offense:** QB **Marcus Mariota** (third year as Titans offensive captain, third NFL season); TE **Delanie Walker** (third year as Titans offensive captain, 12th NFL season)
- **Defense:** DT **Jurrell Casey** (fourth year as defensive captain, seventh NFL season); OLB **Brian Orakpo** (third year as defensive captain, ninth NFL season)
- **Special Teams:** LB **Tim Shaw** (third year as special teams captain); ILB **Wesley Woodyard** (fourth year as Titans captain, six previous years as Broncos captain, 10th NFL season)



2017 INDIVIDUAL HONORS

Pro Bowl (Number of Pro Bowls with Titans, Total Career Selections)

S Kevin Byard (1, 1)
 DT Jurrell Casey (3, 3)
 P Brett Kern (1, 1)
 T Taylor Lewan (2, 2)
 S Brynden Trawick (1, 1)
 TE Delanie Walker (3, 3)

Pro Bowl Offensive MVP

TE Delanie Walker

Associated Press All-Pro

S Kevin Byard (First Team)
 P Brett Kern (Second Team)

Titans Walter Payton Man of the Year

LB Wesley Woodyard

Ed Block Courage Award

DL Karl Klug

Players of the Week

AFC Special Teams Player of the Week (Week 6): K Ryan Succop
 AFC Defensive Player of the Week (Week 7): S Kevin Byard
 AFC Defensive Player of the Week (Week 17): S Kevin Byard

Player of the Month

AFC Special Teams Player of the Month (September): K Ryan Succop

Other Honors

Pro Football Focus First-Team All-Pro: S Kevin Byard
 Pro Football Focus Second-Team All-Pro: P Brett Kern
 Pro Football Writers of America All-NFL: S Kevin Byard
 Pro Football Writers of America All-AFC: S Kevin Byard
 Pro Football Writers of America All-AFC: T Taylor Lewan
 Pro Football Writers of America All-AFC: P Brett Kern
 Sporting News All-Pro: T Taylor Lewan
 Sporting News All-Pro: P Brett Kern

THREE CONSECUTIVE PRO BOWLS

Six members of the Tennessee Titans were named to the Pro Bowl following the 2017 season. Safety **Kevin Byard**, defensive tackle **Jurrell Casey**, punter **Brett Kern**, tackle **Taylor Lewan**, special teams player **Brynden Trawick** and tight end **Delanie Walker** were all named to the annual all-star game, which was played Jan. 28 at Camping World Stadium in Orlando, Fla.

Walker was named Offensive Most Valuable Player of the Pro Bowl after recording a pair of touchdown receptions in the game, including the game-winning touchdown late in the fourth quarter.

Casey and Walker joined a select group of players who have been named to three Pro Bowls with the team in the "Titans era" (1999–present). Only five others have accomplished the feat, and none went to more than three Pro Bowls: defensive end **Jevon Kearse** (1999–2001), offensive lineman **Bruce Matthews** (1999–2001), quarterback **Steve McNair** (2000, 2003, 2005), defensive end **Kyle Vanden Bosch** (2005, 2007, 2009) and running back **Chris Johnson** (2008–2010).

Casey, Walker, Kearse, Matthews and Johnson are the only four Titans players in the Titans era to be named to three consecutive Pro Bowls.

Most Pro Bowl selections in the "Titans era" (1999–present; does not include selections prior to the 1999 season):

| Player | Position | Pro Bowls | Seasons |
|----------------------|----------|-----------|------------------|
| 1. Jurrell Casey | DT | 3 | 2015, 2016, 2017 |
| Delanie Walker | TE | 3 | 2015, 2016, 2017 |
| Chris Johnson | RB | 3 | 2008, 2009, 2010 |
| Jevon Kearse | DE | 3 | 1999, 2000, 2001 |
| Bruce Matthews | OL | 3 | 1999, 2000, 2001 |
| Steve McNair | QB | 3 | 2000, 2003, 2005 |
| Kyle Vanden Bosch | DE | 3 | 2005, 2007, 2009 |
| 8. (10 players tied) | | 2 | |



TITANS QUARTERBACKS

| No. | Name | Ht | Wt | Exp | College |
|-----|-------------------|-----|-----|-----|---------------------|
| 16 | Cassel, Matt | 6-4 | 228 | 13 | Southern California |
| 8 | Mariota, Marcus | 6-4 | 222 | 3 | Oregon |
| 11 | Tanneh, Alex (IR) | 6-4 | 220 | 2 | Monmouth (Ill.) |
| 3 | Weeden, Brandon | 6-3 | 230 | 6 | Oklahoma State |

#8 • QB MARCUS MARIOTA

[CLICK FOR COMPLETE BIO \(PDF\)](#)

Marcus Mariota (6-4, 222) completed his third NFL season in 2017. The Titans selected him with the No. 2 overall selection in the 2015 NFL Draft, and since that time, he arguably has had the best beginning to a career of any quarterback in team annals.

Mariota won 20 games as a starter from 2015 through 2017. It was the most by any quarterback in his first three seasons with the franchise since **George Blanda** joined the Oilers as a 10-year veteran in 1960 and earned 28 wins through 1962.

Mariota became the fifth quarterback in NFL history with at least 9,000 passing yards (9,476) and 900 rushing yards (913) in his first three seasons.

In 2017, Mariota led the team to the postseason and became the youngest quarterback in franchise history to win a playoff game. His statistics in the regular season included 281 completions, 3,232 yards and 13 touchdowns on 453 attempts (79.3 passer rating).

From 2015–2016, Mariota passed for 6,244 yards and 45 touchdowns, while throwing only 19 interceptions. His 93.8 passer rating during that time ranked sixth in NFL history for a player's first two NFL campaigns, trailing only **Kurt Warner** (107.9), **Dan Marino** (104.5), **Nick Foles** (101.0), **Russell Wilson** (100.6) and **Ben Roethlisberger** (98.3).

Mariota's 16 games with at least two touchdown passes in his first two NFL seasons tied for third all-time in the NFL, equaling **Peyton Manning** and **Russell Wilson** and trailing only **Dan Marino** (22) and **Derek Carr** (17).

Mariota won 11 games as a starting quarterback from 2015–2016. Among all quarterbacks in franchise history in their first two NFL seasons, only **Vince Young** (17) has had more wins as a starter.



In 2016, Mariota started 15 games. He was 276-of-451 passing for 3,426 yards, 26 touchdowns and nine interceptions. His 95.6 passer rating ranks third in franchise history for a single season, behind only **Warren Moon's** 96.8 in 1990, when he was the Associated Press Offensive Player of the Year, and **Steve McNair's** 100.4 in 2003, when he was the NFL's Co-MVP. Only two quarterbacks with the franchise have had more touchdown passes in a season than Mariota in 2016: **George Blanda** (36 in 1961 and 27 in 1962) and Moon (33 in 1990).

Consistently a dual-threat, Mariota added 349 rushing yards and two rushing touchdowns in his second season. In doing so, he became the seventh player in NFL history with at least 6,000 passing yards and 600 rushing yards (601) in his first two seasons, joining **Jeff Garcia**, **Cam Newton**, **Robert Griffin**, **Wilson**, **Andrew Luck** and **Blake Bortles**.

During his rookie season, Mariota started 12 games, missing four total contests due to injuries. He completed 230 of his 370 passes for 2,818 yards, 19 touchdowns—all franchise rookie records—while throwing only 10 interceptions. At the time, his 91.5 passer rating ranked third in franchise history.

Mariota also set a franchise rookie record by completing 62.2 percent of his passes. That was the fifth-highest percentage by a rookie quarterback in NFL history and the eighth-highest completion percentage in a season by any quarterback in Titans/Oilers history.

On the ground, Mariota accounted for 252 yards and a pair of touchdowns on 34 carries. He finished second in franchise history in rushing yards by a rookie quarterback, trailing only Young's 2006 total of 552 rushing yards. Mariota's total included an 87-yard touchdown run against Jacksonville (Dec. 6), which was the fifth-longest rushing play in franchise history.

Mariota joined Manning (1998) as the only rookie quarterbacks in NFL history to complete three touchdown passes in four different games, and he became the lone NFL rookie to ever record two games with four touchdown passes and no interceptions (Sept. 13 at Tampa Bay and Nov. 8 at New Orleans).

He entered the NFL following a historic career at the University of Oregon. He concluded his three seasons as the school's starting quarterback by winning the Heisman Trophy and leading his team to the College Football Playoff Championship Game.

Mariota broke nearly every major passing record at Oregon, totaling 10,796 career passing yards and 105 touchdown passes. The three-time All-Pac-12 selection started every game over his three seasons, earning a 36-5 record, and he completed at least one touchdown pass in every contest. He is one of four players in FBS history to pass for 10,000 yards and rush for 2,000 yards (2,237) in a career, joining **Dan LeFevour**, **Griffin** and **Colin Kaepernick**.

During his Heisman season in 2014, Mariota directed the Ducks to a Rose Bowl victory over Florida State. His totals for the year included 4,454 passing yards, 42 touchdown passes and only four interceptions. He also rushed for 770 yards and 15 touchdowns and even caught a touchdown

MARCUS MARIOTA'S GAME-WINNING DRIVES

In his NFL career, quarterback **Marcus Mariota** has led nine game-winning drives in the fourth quarter of overtime, including the regular season and postseason. That includes five games in 2017: a 36-22 win against Indianapolis (10/16), a 12-9 victory at Cleveland (10/22), a 24-20 win against Cincinnati (11/12), a 20-16 win at Indianapolis (11/26) and a 22-21 win at Kansas City (1/6) in the playoffs.

Per the Elias Sports Bureau, a game-winning drive is defined as when a quarterback's team scores on an offensive possession to put the team ahead (whether tied or from behind) for good in the fourth quarter or overtime.

Marcus Mariota's game-winning drives:

| Date/Opp. | 4th Qtr Deficit/Tie | Score, Start of Drive | Drive Start | Mariota's Drive Stats (Att-Cmp-Yds, TD, Rushing) | Drive Totals | Drive End | Scoring Play | Final Score |
|------------------|------------------------|--------------------------|----------------|---|-----------------|--------------|---------------------------------------|----------------|
| 11/8/15 at NO | 28-28 | 28-28 (OT) | 15:00 (OT) | 6-6-62, 1 TD, 3 rushes for 18 yds | 9-80-5:10 | 9:50 | Mariota 5-yard pass to Anthony Fasano | 34-28 |
| 12/6/15 vs. Jax | 28-32 | 28-32 | 10:09 | 1-1-5, 1 TD, 2 rushes for 89 yds | 3-90-1:39 | 8:30 | Marcus Mariota 87-yard run | 42-39 |
| 9/18/16 at Det | 3-15 | 10-15 | 7:04 | 10-10-82, 1 TD, 4 rushes for 19 yds | 13-83-5:51 | 1:13 | Mariota 9-yard pass to Andre Johnson | 16-15 |
| 12/18/16 at KC | 7-17 | 16-17 | 1:07 | 4-3-40, 0 TD, 0 rushes | 6-40-1:07 | 0:00 | Ryan Succop 53-yd FG | 19-17 |
| 10/16/17 vs. Ind | 15-19 | 22-22 | 7:27 | 3-3-74, 1 TD, 0 rushes | 4-75-1:58 | 5:29 | Mariota 53-yard pass to Taywan Taylor | 36-22 |
| 10/22/17 at Cle | 9-9 | 9-9 | 5:57 (OT) | 1-1-8, 0 TD, 5 rushes for 12 yds | 7-20-4:02 | 2:00 | Ryan Succop 47-yd FG | 12-9 |
| 11/12/17 vs. Cin | 17-20 | 17-20 | 5:03 | 10-5-53, 1 TD, 3 rushes for 15 yds | 12-73-4:27 | 0:36 | Mariota 7-yd pass to DeMarco Murray | 24-20 |
| 11/26/17 at Ind | 13-16 | 13-16 | 11:24 | 3-2-29, 1 TD, 7 rushes for 42 yds | 9-77-5:25 | 5:59 | DeMarco Murray 1-yd run | 20-16 |
| 1/6/18 at KC* | 10-21 | 16-21 | 11:15 | 7-4-40, 1 TD, 2 rushes for 19 yds | 11-80-5:09 | 6:06 | Mariota 22-yd pass to Eric Decker | 22-21 |

* Playoff game

pass. His 58 total touchdowns in a season (passing, rushing and receiving) shattered **Matt Barkley's** (2011) previous Pac-12 record of 41 touchdowns.

The 6-foot-4-inch, 222-pound signal caller became the fifth Heisman Trophy winner to be drafted by the Oilers/Titans, joining **Billy Cannon**, **Earl Campbell**, **Mike Rozier** and **Eddie George**. **Derrick Henry** became the sixth Heisman winner drafted by the club when he was selected in 2016.

At the 2015 NFL Scouting Combine, he finished among the top three quarterbacks in the 40-yard dash, vertical jump, broad jump, three-cone drill and 20-yard shuttle. His 4.52-second 40-yard dash gave him the fastest quarterback time at the Combine since Griffin's 4.41 in 2012.

Mariota is a native of Honolulu, Hawaii.

2017 Season Highlights:

➤ **Against Oakland (9/10)**, completed 25 of 41 passes for 256 yards (78.9 passer rating). His attempt total tied for the third-highest number of his career, and his completion total tied for the fourth-highest number of his career. He scored on a 10-yard rushing attempt in the first quarter (fifth career rushing touchdown) and totaled 26 yards on three carries in the game.

➤ **At Jacksonville (9/17)**, completed 15 of 27 passes for 215 yards with one touchdown and one interception (78.5 passer rating). He completed a 32-yard touchdown pass to rookie tight end Jonnu Smith in the fourth quarter. He also rushed six times for 24 yards.

➤ **Against Seattle (9/24)**, completed 20 of 32 passes for 225 yards with two touchdowns and no interceptions (104.3 passer rating). He completed a 55-yard touchdown pass to wide receiver Rishard Matthews and a 24-yard



Mariota's 2017 Statistics:

| Passing | | | | | | | | | | | | | | | | | Rushing | | | | |
|---------------|-----|-----|-----|-----|------|-----|--------|----|----------|-----|------|-----|------|------|-------|--|---------|-----|-----|-----|----|
| Date/Opp | W-L | G/S | Att | Cmp | Pct | Yds | Yd/Att | TD | TD% | Int | Int% | Lg | Sack | Lost | Rate | | Att | Yds | Avg | Lg | TD |
| 9/10 vs. Oak | L | QB | 41 | 25 | 61.0 | 256 | 6.24 | 0 | 0.0 | 0 | 0.0 | 24 | 1 | 1 | 78.9 | | 3 | 26 | 8.7 | 15 | 1 |
| 9/17 at Jax | W | QB | 27 | 15 | 55.6 | 215 | 7.96 | 1 | 3.7 | 1 | 3.7 | 42 | 1 | 4 | 78.5 | | 6 | 24 | 4.0 | 8 | 0 |
| 9/24 vs. Sea | W | QB | 32 | 20 | 62.5 | 225 | 7.03 | 2 | 6.3 | 0 | 0.0 | 55t | 0 | 0 | 104.3 | | 7 | 27 | 3.9 | 10 | 0 |
| 10/1 at Hou | L | QB | 10 | 6 | 60.0 | 96 | 9.60 | 0 | 0.0 | 2 | 20.0 | 28 | 0 | 0 | 52.5 | | 4 | 39 | 9.8 | 34t | 2 |
| 10/8 at Mia | L | | | | | | | | Inactive | | | | | | | | | | | | |
| 10/16 vs. Ind | W | QB | 32 | 23 | 71.9 | 306 | 9.56 | 1 | 3.1 | 1 | 3.1 | 53t | 1 | 1 | 99.2 | | 2 | 0 | 0.0 | 1 | 0 |
| 10/22 at Cle | W | QB | 34 | 21 | 61.8 | 203 | 5.97 | 0 | 0.0 | 0 | 0.0 | 23 | 2 | 14 | 78.4 | | 1 | 8 | 8.0 | 8 | 0 |
| 11/5 vs. Bal | W | QB | 28 | 19 | 67.9 | 218 | 7.79 | 2 | 7.1 | 1 | 3.6 | 29 | 3 | 32 | 100.0 | | 3 | 6 | 2.0 | 7 | 0 |
| 11/12 vs. Cin | W | QB | 44 | 25 | 56.8 | 264 | 6.00 | 1 | 2.3 | 1 | 2.3 | 20 | 4 | 28 | 72.5 | | 6 | 51 | 8.5 | 28 | 0 |
| 11/16 at Pit | L | QB | 33 | 22 | 66.7 | 306 | 9.27 | 1 | 3.0 | 4 | 12.1 | 75t | 5 | 42 | 66.8 | | 5 | 5 | 1.0 | 7t | 1 |
| 11/26 at Ind | W | QB | 25 | 17 | 68.0 | 184 | 7.36 | 1 | 4.0 | 2 | 8.0 | 37 | 0 | 0 | 69.4 | | 3 | 4 | 1.3 | 6 | 0 |
| 12/3 vs. Hou | W | QB | 23 | 15 | 65.2 | 150 | 6.52 | 1 | 4.3 | 0 | 0.0 | 24t | 2 | 4 | 98.1 | | 3 | 23 | 7.7 | 12 | 1 |
| 12/10 at Ari | L | QB | 31 | 16 | 51.6 | 159 | 5.13 | 0 | 0.0 | 2 | 6.5 | 29 | 3 | 20 | 39.6 | | 2 | 11 | 5.5 | 7 | 0 |
| 12/17 at SF | L | QB | 33 | 23 | 69.7 | 241 | 7.30 | 2 | 6.1 | 0 | 0.0 | 25 | 1 | 3 | 110.8 | | 2 | 4 | 2.0 | 2 | 0 |
| 12/24 vs. LAR | L | QB | 39 | 22 | 56.4 | 275 | 7.05 | 0 | 0.0 | 1 | 2.6 | 37 | 1 | 6 | 67.8 | | 3 | 24 | 8.0 | 14 | 0 |
| 12/31 vs. Jax | W | QB | 21 | 12 | 57.1 | 134 | 6.38 | 1 | 4.8 | 0 | 0.0 | 66t | 3 | 18 | 92.2 | | 10 | 60 | 6.0 | 15 | 0 |
| 1/6 at KC | W | QB | 31 | 19 | 61.3 | 205 | 6.61 | 2 | 6.5 | 1 | 3.2 | 29 | 2 | 10 | 88.8 | | 8 | 46 | 5.8 | 17 | 0 |
| 1/13 at NE | L | QB | 37 | 22 | 59.5 | 254 | 6.86 | 2 | 5.4 | 0 | 0.0 | 36 | 8 | 52 | 98.3 | | 4 | 37 | 9.3 | 11 | 0 |

Mariota's Career Regular Season Statistics:

| Passing | | | | | | | | | | | | | | | | | Rushing | | | | |
|---------------|-----------|-----------|--------------|------------|-------------|--------------|------------|-----------|------------|-----------|------------|------------|-----------|------------|-------------|--|------------|------------|------------|------------|----------|
| Year | G | S | Att | Cmp | Pct | Yds | Yd/Att | TD | TD% | Int | Int% | Lg | Sack | Lost | Rate | | Att | Yds | Avg | Lg | TD |
| 2015 | 12 | 12 | 370 | 230 | 62.2 | 2,818 | 7.6 | 19 | 5.1 | 10 | 2.7 | 61t | 38 | 258 | 91.5 | | 34 | 252 | 7.4 | 87t | 2 |
| 2016 | 15 | 15 | 451 | 276 | 61.2 | 3,426 | 7.6 | 26 | 5.8 | 9 | 2.0 | 60 | 23 | 156 | 95.6 | | 60 | 349 | 5.8 | 41 | 2 |
| 2017 | 15 | 15 | 453 | 281 | 62.0 | 3,232 | 7.1 | 13 | 2.9 | 15 | 3.3 | 75t | 27 | 173 | 79.3 | | 60 | 312 | 5.2 | 34t | 5 |
| Totals | 42 | 42 | 1,274 | 787 | 61.8 | 9,476 | 7.4 | 58 | 4.6 | 34 | 2.7 | 75t | 88 | 587 | 88.6 | | 154 | 913 | 5.9 | 87t | 9 |

Mariota's 2017/Career Postseason Statistics:

| Passing | | | | | | | | | | | | | | | | | Rushing | | | | |
|---------|---|---|-----|-----|------|-----|--------|----|-----|-----|------|----|------|------|------|--|---------|-----|-----|----|----|
| Year | G | S | Att | Cmp | Pct | Yds | Yd/Att | TD | TD% | Int | Int% | Lg | Sack | Lost | Rate | | Att | Yds | Avg | Lg | TD |
| 2017 | 2 | 2 | 68 | 41 | 60.3 | 459 | 6.8 | 4 | 5.9 | 1 | 1.5 | 36 | 10 | 62 | 93.9 | | 12 | 83 | 6.9 | 17 | 0 |

Mariota's Regular Season Single-Game Highs:

Attempts - 44 (twice, last vs. Cincinnati, 11/12/17)

Completions - 28 at New Orleans (11/8/15)

Passing Yards - 371 at New Orleans (11/8/15)

Touchdown Passes - 4 (Three times, last vs. Green Bay, 11/13/16)

Long Completion - 75t at Pittsburgh (11/16/17)

Rushing Attempts - 10 vs. Jacksonville (12/31/17)

Rushing Yards - 112 vs. Jacksonville (12/6/15)

Long Rush - 87t vs. Jacksonville (12/6/15)

Rushing Touchdowns - 2 at Houston (10/1/17)

Mariota's Playoff Single-Game Highs:

Attempts - 37 at New England (1/13/18)

Completions - 22 at New England (1/13/18)

Passing Yards - 254 at New England (1/13/18)

Touchdown Passes - 2 (twice, last at New England, 1/13/18)

Long Completion - 36 at New England (1/13/18)

Rushing Attempts - 8 at Kansas City (1/6/18)

Rushing Yards - 46 at Kansas City (1/6/18)

Long Rush - 17 at Kansas City (1/6/18)

Rushing Touchdowns - (none)

touchdown pass to Jonnu Smith. He also rushed seven times for 27 yards. It was his 11th career game with a passer rating of at least 100 and his 17th career game with at least two touchdown passes. His 55-yard touchdown pass to Rishard Matthews in the third quarter was his third-longest career pass. During the final three quarters, he was 17-of-22 for 192 yards with two touchdowns and no interceptions, amounting to a passer rating of 133.1.

➤ **At Houston (10/1)**, recorded his first career game with two or more rushing touchdowns. He reached the end zone twice in the second quarter, first on a 34-yard run. It was the third-longest rushing attempt of his career. On the next drive, he scored on a two-yard rushing attempt to become the first Titans quarterback to rush for two touchdowns in a game since Steve McNair at New England on Oct. 5, 2003. He totaled 39 rushing yards on four attempts against the Texans. The performance gave him seven career rushing touchdowns and a career high of three in 2017. He completed six of 10 passes for 96 yards with two interceptions.

➤ **At Miami (10/8)**, he was inactive with a hamstring injury.

➤ **Against Indianapolis (10/16)**, returned to the starting lineup and recorded his fourth career 300-yard passing game, completing 23 of 32 passes for 306 yards with one touchdown and one interception (99.2 passer rating). His passer rating for the game was 99.2. It was the seventh time in his career with a completion percentage of at least 70 percent, and the team's record in those games improved to 7-0. On the first play of the fourth quarter, facing a fourth-and-one at the Indianapolis 43-yard line, Mariota picked up the first down with one yard on a quarterback sneak. It was the first quarterback sneak of his three-year career. With his go-ahead, 53-yard touchdown pass to Taywan Taylor in the fourth quarter, he was credited with his fifth career fourth-quarter comeback and his fifth career game-winning drive.

➤ **At Cleveland (10/22)**, completed 21 of 34 passes for 203 yards (78.4 passer rating) in leading the Titans to an overtime win. For the second consecutive week, he was credited with a game-winning drive, giving him six in 33 career starts.

➤ **Against Baltimore (11/5)**, completed 19 of 28 passes for 218 yards with two touchdowns and one interception. His passer rating was 100.0, giving him his 12th career performance with a passer rating of at least 100.0. In the first quarter, Marcus Mariota attempted the 1,000th pass of his three-year career. On his first 1,000 attempts, he had 619 completions for 7,571 yards with 49 touchdowns and 23 interceptions. Since 1991, among all quarterbacks attempting their first 1,000 career passes, Mariota's 92.0 passer rating ranked eighth behind only Kurt Warner (105.3), Russell Wilson (99.8), Aaron Rodgers (96.8), Tony Romo (96.7), Nick Foles (94.1), Chad Pennington (93.7) and Colin Kaepernick (92.1). With a 16-yard touchdown pass to wide receiver Rishard Matthews in the first quarter, he reached 50 career touchdown passes. He did so in his 34th career game, which ranks second in franchise history behind only George Blanda, who threw his 50th touchdown pass with the club in his 26th game. Mariota added an 11-yard touchdown pass to wide receiver Eric Decker in the fourth quarter.

➤ **Against Cincinnati (11/12)**, tied his career high with 44 pass attempts and registered 25 completions for 264 yards with one touchdown and one interception. He also finished the game with six rushing attempts for 51 yards, recording the third-highest rushing yardage total of his career. In the first quarter, he picked up 28 yards on an option run. Trailing 20-17 with 4:57 remaining in the fourth quarter, he led a 12-play, 73-yard, game-winning drive. During the game-winning series, he completed five of nine passes for 53 yards, including a seven-yard touchdown pass to DeMarco Murray. He was credited with his seventh career game-winning drive and his sixth fourth-quarter comeback in 35 career starts. His game-winning drive against the Bengals was his third in a four-game span.

➤ **At Pittsburgh (11/16)**, completed 22 of 33 passes for 306 yards, recording his fifth career 300-yard passing game and his second of 2017. In the first quarter, on third-and-goal, he scrambled seven yards to give him his eighth career rushing touchdown. In the second quarter, he passed Vince Young (8,098 passing yards) for fifth place in franchise history in career passing yards. On the first play of the third quarter, he hit Rishard Matthews for a 75-yard touchdown, marking the longest pass of his career (61-yard touchdown at New Orleans on Nov. 8, 2015).

➤ **At Indianapolis (11/26)**, completed 17 of 25 passes for 184 yards with one touchdown and two interceptions. He added four yards on three rushing attempts. In the first quarter, he connected with Delanie Walker for a 37-yard pass. In the third quarter, he found Walker for a two-yard touch-

down pass. After trailing 16-13 entering the fourth quarter, Mariota led a fourth-quarter comeback for the seventh time in his three-year career, and on the game-winning drive, he completed two of three passes for 29 yards, including a key 19-yard strike to wide receiver Corey Davis. Mariota earned his eighth career game-winning drive and his fourth of 2017.

➤ **Against Houston (12/3)**, completed 15 of 23 passes for 150 yards with one touchdown pass and a passer rating of 98.1. He connected with Delanie Walker on a 24-yard touchdown in the third quarter. He also recorded his fifth rushing touchdown of the season on a nine-yard run in the second quarter. He recorded his fifth career game (second in 2017) with at least one rushing touchdown and at least one passing touchdown.

➤ **At Arizona (12/10)**, completed 16 of 31 passes for 159 yards with two interceptions. He added two rushing attempts for 11 yards.

➤ **At San Francisco (12/17)**, completed 23 of 33 passes for 241 yards with two touchdowns and no interceptions. His passer rating of 110.8 established a season high and was his best since a 126.4 passer rating at Chicago on Nov. 27, 2016. Late in the second quarter, he completed a four-yard touchdown pass to Delanie Walker, and early in the fourth quarter, he connected with Rishard Matthews for an eight-yard touchdown.

➤ **Against the Los Angeles Rams (12/24)**, completed 22 of 39 passes for 275 yards and added 24 rushing yards. On a 25-yard pass in the third quarter, he became the first Titans quarterback with back-to-back 3,000-yard passing seasons since Steve McNair from 2001-2003.

➤ **Against Jacksonville (12/31)**, completed 12 of 21 passes for 134 yards and a touchdown (92.2 passer rating). His 66-yard touchdown pass to Derrick Henry in the second quarter qualified as the second-longest pass of his career. He led the Titans with 60 rushing yards on 10 attempts, setting a career high in attempts and recording the second-highest yardage total of his career (nine vs. Jacksonville on Dec. 6, 2015). His rushing total included a crucial 13-yard scramble on third-and-five just before the two-minute warning in the fourth quarter. He helped the Titans clinch their first playoff berth since 2008.

➤ **At Kansas City (1/6)**, earned his first career playoff victory with a 19-of-31, 205-yard passing performance that included two touchdowns and one interception (88.8 passer rating). He added 46 rushing yards on eight carries, including three runs that converted third downs. In the third quarter, on third-and-goal from the six-yard line, he caught his own pass that was batted by cornerback Darrelle Revis and dove to the pylon for a touchdown. Mariota became the first quarterback to catch a touchdown pass in a playoff game since the 1970 AFC-NFC merger. He also became the first quarterback in league history to complete a touchdown pass to himself in the playoffs. Including regular season games, Mariota became the second quarterback in NFL history to complete a touchdown pass to himself. The only other time it happened was when Minnesota Vikings signal caller Brad Johnson accomplished the feat against the Carolina Panthers on Oct. 12, 1997. With the team's go-ahead drive that culminated in his 22-yard touchdown pass to wide receiver Eric Decker, he was credited with his ninth career game-winning drive and his fifth in the 2017 regular season and postseason. For the Titans' final drive, he threw a key block to spring Derrick Henry for a first down that allowed the Titans to drain the remaining time on the clock. He was voted the Castrol USA EDGE Clutch Performer of the Week for his performance.

➤ **At New England (1/13)**, completed 22 of 37 passes for 254 yards with two touchdowns and no interceptions. His 98.3 passer rating ranked fifth in franchise postseason history for a single game. He completed a 36-yard pass to tight end Delanie Walker and a 15-yard touchdown strike to wide receiver Corey Davis during a 95-yard drive in the first quarter. In the fourth quarter, he tossed an 11-yard touchdown to Davis. Mariota became the second quarterback in franchise history with two or more touchdown passes in consecutive postseason games, joining Warren Moon (four consecutive games). His 93.9 postseason passer rating was the franchise's fourth-best in a single postseason (minimum 20 attempts), ranking behind only George Blanda's 117.8 in 1960, Warren Moon's 106.0 in 1991 and Moon's 103.0 in 1992. Mariota rushed for a team-high 37 yards on four attempts versus the Patriots, and in two postseason games, he totaled 12 rushing attempts for 83 yards. It was the second-highest rushing yardage total by a Titans/Oilers quarterback in franchise postseason history behind only Steve McNair's 209 rushing yards in the 1999 playoffs.



MARIOTA'S THREE-YEAR WIN TOTAL

Marcus Mariota won 20 games as a starter from 2015 through 2017. It was the most by any quarterback in his first three seasons with the franchise since **George Blanda** joined the Oilers as a 10-year veteran in 1960 and earned 28 wins through 1962.

Mariota won three games as a rookie in 2015. He won eight games in his second season and led the team to the playoffs with nine wins in his third year.

Most wins by a starting quarterback in his first three seasons with the Titans/Oilers, franchise history:

| Quarterback | First 3 Seasons | Wins in Year 1 | Wins in Year 2 | Wins in Year 3 | Win Total |
|--------------------------|-------------------|----------------|----------------|----------------|-----------|
| 1. George Blanda | 1960-1962 | 8 | 9 | 11 | 28 |
| 2. Marcus Mariota | 2015-2017* | 3 | 8 | 9 | 20 |
| 3. Vince Young | 2006-2008* | 8 | 9 | 1 | 18 |
| 4. Kenny Stabler | 1980-1981 | 11 | 5 | - | 16 |
| Pete Beathard | 1967-1969 | 7 | 3 | 6 | 16 |
| 6. Kerry Collins | 2006-2008 | 0 | 1 | 12 | 13 |
| 7. Steve McNair | 1995-1997* | 2 | 2 | 8 | 12 |
| Warren Moon | 1984-1986* | 3 | 4 | 5 | 12 |
| 9. Matt Hasselbeck | 2011-2012 | 9 | 2 | - | 11 |
| Chris Chandler | 1995-1996 | 5 | 6 | - | 11 |

* First three NFL seasons

MARIOTA'S POSTSEASON

In his first career postseason, **Marcus Mariota** completed 41 of 68 passes for 459 yards with four touchdowns and one interception in two games—both on the road. He led the team to a Wild Card victory at Kansas City on Jan. 6, 2018.

His 93.9 passer rating was the franchise's fourth-best in a single postseason (minimum 20 attempts), ranking behind only **George Blanda's** 117.8 in 1960, **Warren Moon's** 106.0 in 1991 and Moon's 103.0 in 1992.

In a single postseason with the franchise, Mariota also finished sixth in completions, sixth in yards and tied for second in touchdown passes.

Highest passer rating in a postseason, franchise history (minimum 20 attempts):

| Player | Postseason | Att | Cmp | Yds | TD | Int | Rating |
|--------------------------|-------------|-----------|-----------|------------|----------|----------|-------------|
| 1. George Blanda | 1960 | 31 | 16 | 301 | 3 | 0 | 117.8 |
| 2. Warren Moon | 1991 | 76 | 55 | 596 | 5 | 2 | 106.0 |
| 3. Warren Moon | 1992 | 50 | 36 | 371 | 4 | 2 | 103.0 |
| 4. Marcus Mariota | 2017 | 68 | 41 | 459 | 4 | 1 | 93.9 |
| 5. Warren Moon | 1989 | 48 | 29 | 315 | 2 | 0 | 93.7 |
| 6. Warren Moon | 1993 | 43 | 32 | 306 | 1 | 1 | 91.8 |
| 7. Steve McNair | 2002 | 80 | 48 | 532 | 3 | 2 | 81.9 |
| 8. Warren Moon | 1987 | 75 | 45 | 537 | 2 | 3 | 74.1 |
| 9. Dan Pastorini | 1978 | 70 | 44 | 602 | 4 | 6 | 73.6 |
| 10. Kerry Collins | 2008 | 42 | 26 | 281 | 0 | 1 | 71.6 |

MARIOTA AT AGE 24

On Oct. 30, 2017, **Marcus Mariota** celebrated his 24th birthday. The third-year signal caller found rare success as an NFL passer prior to age 24, completing 616 of 997 career attempts for 7,545 yards, 49 touchdowns and 23 interceptions.

Mariota's career passer rating as of his 24th birthday was 91.9. Since the 1970 AFL-NFL merger, only four quarterbacks attempted at least 300 passes before turning 24 and accumulated a higher passer rating than Mariota. The four were **Dak Prescott** (104.9), **Dan Marino** (102.7), **Ben Roethlisberger** (98.3) and **Daunte Culpepper** (98.0).

Highest passer rating before the age of 24 (1970–2017; minimum 300 attempts):

| Player | Rating |
|--------------------------|-------------|
| 1. Dak Prescott | 104.9 |
| 2. Dan Marino | 102.7 |
| 3. Ben Roethlisberger | 98.3 |
| 4. Daunte Culpepper | 98.0 |
| 5. Marcus Mariota | 91.9 |
| 6. Robert Griffin | 91.5 |
| 7. Matt Ryan | 87.7 |
| 8. Jameis Winston | 87.2 |
| 9. Teddy Bridgewater | 87.0 |
| 10. Mike Glennon | 86.4 |

RED ZONE PASSING

Since he entered the NFL in 2015 through 2017, Titans quarterback **Marcus Mariota** was one of the NFL's most efficient quarterback in the red zone. During that time, Mariota completed 39 touchdown passes without throwing an interception inside the opponents' 20-yard line.

Highest red zone passer rating from 2015–2017 (from the opponents' 1-19 yard lines; minimum 100 attempts):

| Player | Att | Cmp | Pct | Yds | TD | Int | Rate |
|--------------------------|------------|-----------|-------------|------------|-----------|----------|--------------|
| 1. Andrew Luck | 102 | 67 | 65.7 | 412 | 31 | 1 | 109.2 |
| 2. Marcus Mariota | 140 | 82 | 58.6 | 605 | 39 | 0 | 108.5 |
| 3. Tom Brady | 231 | 148 | 64.1 | 1,009 | 73 | 4 | 106.0 |
| 4. Drew Brees | 249 | 170 | 68.3 | 954 | 63 | 6 | 104.5 |
| 5. Matthew Stafford | 226 | 133 | 58.8 | 824 | 58 | 3 | 100.4 |
| 6. Carson Wentz | 143 | 79 | 55.2 | 523 | 35 | 1 | 100.0 |
| 7. Carson Palmer | 195 | 103 | 52.8 | 796 | 51 | 3 | 96.3 |
| 8. Russell Wilson | 190 | 97 | 51.1 | 741 | 53 | 2 | 96.1 |
| 9. Aaron Rodgers | 230 | 131 | 57.0 | 767 | 63 | 4 | 95.8 |
| 10. Blake Bortles | 210 | 116 | 55.2 | 769 | 61 | 4 | 95.0 |

In 2016, **Marcus Mariota's** 113.5 passer rating in the red zone (from the opponents' 1-19 yard lines) tied for third in the NFL. He had 18 touchdowns without an interception in the red zone.

Highest red zone passer rating in 2016 (from the opponents' 1-19 yard lines):

| Player | Team | Att | Cmp | Yds | TD | Int | Rate |
|-----------------------|------------|-----------|-----------|------------|-----------|----------|--------------|
| 1. Ryan Tannehill | Mia | 44 | 30 | 224 | 11 | 0 | 119.7 |
| 2. Colin Kaepernick | SF | 32 | 19 | 185 | 13 | 0 | 115.2 |
| 3. Andrew Luck | Ind | 66 | 44 | 258 | 20 | 0 | 113.5 |
| Marcus Mariota | Ten | 54 | 34 | 251 | 18 | 0 | 113.5 |
| 5. Tom Brady | NE | 62 | 43 | 288 | 20 | 1 | 112.1 |
| 6. Tyrod Taylor | Buf | 50 | 30 | 240 | 11 | 0 | 111.7 |
| 7. Sam Bradford | Min | 74 | 50 | 309 | 14 | 1 | 109.7 |
| 8. Matt Ryan | Atl | 94 | 62 | 374 | 23 | 1 | 108.8 |
| 9. Aaron Rodgers | GB | 105 | 64 | 382 | 31 | 0 | 107.6 |
| 10. Andy Dalton | Cin | 67 | 37 | 267 | 13 | 0 | 104.3 |

As a rookie in 2015, Mariota's 116.1 passer rating in the red zone ranked third in the NFL behind **Blaine Gabbert's** 120.5 and **Matthew Stafford's** 118.0. Since at least 1991 (statistic not tracked prior to then), Mariota finished with the highest single-season passer rating by a Titans quarterback, topping the previous benchmark of 110.5 by **Ryan Fitzpatrick** in 2013 (25-41, 177 yards, eight touchdowns, zero interceptions).

9,000/900 CLUB

In his first three NFL seasons, **Marcus Mariota** passed for 9,476 yards and rushed for an additional 913 yards. He became the fifth player in NFL history with at least 9,000 passing yards and 900 rushing yards in his first three seasons.

Cam Newton became the first quarterback to accomplish the feat in 2013. Since then, four more signal callers matched the feat: **Russell Wilson**, **Andrew Luck**, **Blake Bortles** and **Mariota**.

Players in NFL history with 9,000 passing yards and 900 rushing yards in their first three NFL seasons (through 2017):

| Player | Seasons | Team | Passing Yards | Rushing Yards |
|-----------------------|------------------|------------------|---------------|---------------|
| Marcus Mariota | 2015–2017 | Tennessee | 9,476 | 913 |
| Blake Bortles | 2014–2016 | Jacksonville | 11,241 | 1,088 |
| Andrew Luck | 2012–2014 | Indianapolis | 12,957 | 905 |
| Russell Wilson | 2012–2014 | Seattle | 9,950 | 1,877 |
| Cam Newton | 2011–2013 | Carolina | 11,299 | 2,032 |

FRANCHISE PASSING YARDS LIST

On Nov. 16, 2017, **Marcus Mariota** passed **Vince Young** (8,098 passing yards) for fifth place in franchise history in career passing yards. Mariota now trails only **Warren Moon** (33,685), **Steve McNair** (27,141), **George Blanda** (19,149) and **Dan Pastorini** (16,864) on the team's all-time list.

Most passing yards, franchise history:

| Player | Seasons | Passing Yards |
|--------------------------|------------------|---------------|
| 1. Warren Moon | 1984–1993 | 33,685 |
| 2. Steve McNair | 1995–2005 | 27,141 |
| 3. George Blanda | 1960–1966 | 19,149 |
| 4. Dan Pastorini | 1971–1979 | 16,864 |
| 5. Marcus Mariota | 2015–2017 | 9,476 |
| 6. Vince Young | 2006–2010 | 8,098 |
| 7. Kerry Collins | 2006–2010 | 6,804 |
| 8. Ken Stabler | 1980–1981 | 5,190 |
| 9. Pete Beathard | 1967–1969 | 5,128 |
| 10. Jake Locker | 2011–2014 | 4,967 |

TWO-TD PASSING GAMES

On Sept. 24, 2017 against the Seahawks, Titans quarterback **Marcus Mariota** appeared in his 30th career NFL game. In his first 30 games, the former second-overall draft pick completed 566 of 921 passes for 6,940 yards, 48 touchdowns and 20 interceptions (93.0 passer rating).

Mariota completed two touchdown passes against Seattle, marking the 17th time in his first 30 games that he completed two or more touchdown passes in a game.

Since the 1970 NFL-AFL merger, only two quarterbacks—**Dan Marino** and **Kurt Warner**—had more two-touchdown passing performances in their first 30 games than Mariota. Mariota tied for third on the list with **Carson Palmer**, **Aaron Brooks** and **Derek Carr**.

Most two-touchdown passing performances in a player's first 30 career games since 1970:

| Quarterback | Performances in First 30 Games with 2+ TD Passes |
|--------------------------|--|
| 1. Dan Marino | 24 |
| 2. Kurt Warner | 21 |
| 3. Marcus Mariota | 17 |
| Derek Carr | 17 |
| Aaron Brooks | 17 |
| Carson Palmer | 17 |
| 7. Russell Wilson | 16 |
| Matthew Stafford | 16 |
| Peyton Manning | 16 |

MARCUS MARIOTA'S STARTING RECORD WHEN ...

| Record When Mariota | Regular Season | | | | 2017 Playoffs |
|-------------------------------|----------------|------|------|--------|---------------|
| | 2015 | 2016 | 2017 | Career | |
| Starts at quarterback | 3-9 | 8-7 | 9-6 | 20-22 | 1-1 |
| Starts vs. division opponents | 1-2 | 1-4 | 5-1 | 7-7 | 0-0 |
| Passes for 300 or more yards | 1-1 | 0-1 | 1-1 | 2-3 | 0-0 |
| Completes 1 or more TD passes | 3-4 | 6-5 | 8-2 | 17-11 | 1-1 |
| Completes 2 or more TD passes | 3-3 | 6-4 | 2-1 | 11-8 | 1-1 |
| Completes 3 or more TD passes | 3-1 | 3-1 | 0-0 | 6-2 | 0-0 |
| Starts and passes for no INTs | 2-3 | 5-3 | 4-2 | 11-8 | 0-1 |
| Completes 70.0% of his passes | 2-0 | 4-0 | 1-0 | 7-0 | 0-0 |
| Has a passer rating of 80.0+ | 3-3 | 6-4 | 5-1 | 14-8 | 1-1 |
| Has a passer rating of 90.0+ | 3-1 | 6-2 | 5-1 | 14-4 | 0-1 |
| Has a passer rating of 100.0+ | 3-0 | 6-1 | 2-1 | 11-2 | 0-0 |
| Sacked 0 times | 1-0 | 3-1 | 2-0 | 6-1 | 0-0 |
| Rushes for 1 or more TDs | 1-1 | 1-1 | 1-3 | 3-5 | 0-0 |
| Rushes for 2 or more TDs | 0-0 | 0-0 | 0-1 | 0-1 | 0-0 |
| Rushes and Passes for 1 TD | 1-0 | 1-1 | 1-1 | 3-2 | 0-0 |

HIGHEST PASSER RATING IN YEARS 1-2

From 2015–2016, **Marcus Mariota** completed 506 of 821 passes for 6,244 yards, 45 touchdowns and 19 interceptions, compiling a passer rating of 93.8.

Mariota's 93.8 passer rating set a franchise record for a player's first two NFL seasons. Additionally, it ranks sixth in NFL history for a player's first two NFL campaigns (minimum 500 attempts), trailing only **Kurt Warner** (107.9), **Dan Marino** (104.5), **Nick Foles** (101.0), **Russell Wilson** (100.6) and **Ben Roethlisberger** (98.3).

The top all-time NFL passer ratings in a player's first two NFL seasons (through 2016; minimum 500 attempts):

| Player | Seasons | Passer Rating |
|--------------------------|------------------|---------------|
| 1. Kurt Warner | 1998–1999 | 107.9 |
| 2. Dan Marino | 1983–1984 | 104.5 |
| 3. Nick Foles | 2012–2013 | 101.0 |
| 4. Russell Wilson | 2012–2013 | 100.6 |
| 5. Ben Roethlisberger | 2004–2005 | 98.3 |
| 6. Marcus Mariota | 2015–2016 | 93.8 |

100 PASSER RATING, TWO TOUCHDOWNS

At Chicago on Nov. 27, 2016, **Marcus Mariota** recorded his 10th career performance with at least two touchdown passes and a passer rating of at least 100. He became the fourth player in NFL history to record 10 such games in his first two NFL seasons, joining **Dan Marino** (14), **Russell Wilson** (12) and **Kurt Warner** (11).

In Titans/Oilers history, only four other quarterbacks have had 10 games in their entire careers with a 100 passer rating and two touchdown passes: **Steve McNair** (29), **Warren Moon** (26), **George Blanda** (17) and **Dan Pastorini** (10).

Most games in a quarterback's first two NFL seasons with at least two touchdown passes and a 100 passer rating (through 2016):

| Quarterback | Seasons | Team | Games in First 2 Seasons w/ 100+ Passer Rating + 2 TD passes |
|--------------------------|------------------|------------------|--|
| 1. Dan Marino | 1983-1984 | Miami | 14 |
| 2. Russell Wilson | 2012-2013 | Seattle | 12 |
| 3. Kurt Warner | 1998-1999 | St. Louis | 11 |
| 4. Marcus Mariota | 2015-2016 | Tennessee | 10 |
| 5. Daunte Culpepper | 1999-2000 | Minnesota | 9 |
| Jeff Garcia | 1999-2000 | San Francisco | 9 |

CONSECUTIVE GAMES W/ TWO TD PASSES

Over an eight-game stretch in 2016, **Marcus Mariota** completed at least two touchdown passes. In doing so, he broke Pro Football Hall of Famer **Warren Moon's** franchise record for the most consecutive games with multiple touchdown passes. Moon set the record in 1987.

Mariota became the second NFL quarterback in his first or second year to record a streak of eight or more games in a season with two or more touchdown passes. The only previous player to accomplish the feat was **Dan Marino** (10) in 1984. Among all NFL players, Mariota's streak of games with multiple touchdown passes was the longest such streak since a nine-game run by **Tom Brady** to start the 2015 campaign.

Besides Mariota and Moon, only one other signal caller for the franchise, **Billy Volek** in 2004, had as many as five consecutive games with multiple touchdown passes with the team.

Most consecutive games with multiple touchdown passes, franchise history:

| Player | Season | Games |
|--------------------------|-------------|----------|
| 1. Marcus Mariota | 2016 | 8 |
| 2. Warren Moon | 1987 | 6 |
| 3. Billy Volek | 2004 | 5 |

FOUR-TD/ZERO-INT PASSING GAMES

On Nov. 20, 2016 against Green Bay, **Marcus Mariota** completed four touchdown passes without throwing an interception. It was his third such performance.

Already, Mariota's trio of four-touchdown/zero-interception passing performances leads all quarterbacks in franchise history. The previous record of two such games was shared by **George Blanda** and **Warren Moon**.

Most career games with four passing touchdowns and no interceptions, franchise history:

| Quarterback | Seasons | Games |
|--------------------------|------------------|----------|
| 1. Marcus Mariota | 2015–2016 | 3 |
| 2. George Blanda | 1960–1966 | 2 |
| Warren Moon | 1984–1993 | 2 |
| 4. Chris Chandler | 1995–1996 | 1 |
| Steve McNair | 1995–2005 | 1 |
| Billy Volek | 2000–2006 | 1 |

FOUR-TOUCHDOWN GAMES

On Nov. 13, 2016 against Green Bay, **Marcus Mariota** accounted for four total touchdowns passing and/or rushing for the sixth time in 22 career starts.

In NFL history, no player had recorded more four-touchdown performances in his first 22 NFL games. Former New York Giants quarterback **Charlie Conerly** ranks second with five four-touchdown performances in his first 22 games from 1948–1949.

Quarterbacks with the most four-touchdown performances (passing and rushing) in their first 22 NFL games through 2016:

| Quarterback | Team | Seasons | Four-Touchdown Games |
|--------------------------|------------------|------------------|----------------------|
| 1. Marcus Mariota | Tennessee | 2015–2016 | 6 |
| 2. Charlie Conerly | N.Y. Giants | 1948–1949 | 5 |

Mariota's career four-touchdown performances:

| Date | Opponent | Passing TDs | Rushing TDs |
|----------|----------------|-------------|-------------|
| 9/13/15 | at Tampa Bay | 4 | 0 |
| 11/8/15 | at New Orleans | 4 | 0 |
| 12/6/15 | Jacksonville | 3 | 1 |
| 10/9/16 | at Miami | 3 | 1 |
| 11/6/16 | at San Diego | 3 | 1 |
| 11/13/16 | Green Bay | 4 | 0 |

TD-TO-INT RATIO IN FIRST TWO SEASONS

Marcus Mariota passed for 45 career touchdowns and 19 interceptions from 2015–2016, a ratio that ranks among the best all-time in a player's first two campaigns.

Mariota's average of 2.37 touchdown passes for every interception thrown ranks fourth in league history by quarterbacks who have thrown at least 40 touchdown passes in their first two NFL seasons. The only players ahead of Mariota are **Kurt Warner** (3.15), **Dan Marino** (2.96) and **Russell Wilson** (2.74).

Mariota is the first player in Titans/Oilers history with 40 touchdown passes in his first two NFL seasons. The previous record holder was **Warren Moon** with 27.

Highest touchdown-to-interception ratio in a player's first two NFL seasons, minimum 40 touchdown passes (through 2016):

| Player | Seasons | Team | TD | INT | TD to INT Ratio |
|--------------------------|------------------|------------|-----------|-----------|------------------|
| 1. Kurt Warner | 1998-1999 | StL | 41 | 13 | 3.15 to 1 |
| 2. Dan Marino | 1983-1984 | Mia | 68 | 23 | 2.96 to 1 |
| 3. Russell Wilson | 2012-2013 | Sea | 52 | 19 | 2.74 to 1 |
| 4. Marcus Mariota | 2015-2016 | Ten | 45 | 19 | 2.37 to 1 |
| 5. Derek Carr | 2014-2015 | Oak | 53 | 25 | 2.12 to 1 |
| 6. Jeff Garcia | 1999-2000 | SF | 42 | 21 | 2.00 to 1 |
| 7. Andrew Luck | 2012-2013 | Ind | 46 | 27 | 1.70 to 1 |
| 8. Andy Dalton | 2011-2012 | Cin | 47 | 29 | 1.62 to 1 |
| 9. Mark Rypien | 1988-1989 | Was | 40 | 26 | 1.54 to 1 |
| 10. Jameis Winston | 2015-2016 | TB | 50 | 33 | 1.51 to 1 |

THIRD-DOWN PASSING IN 2016

In 2016, **Marcus Mariota's** 105.9 passer rating on third down ranked sixth in the NFL.

Highest passer rating on third down in 2016 (minimum 50 attempts per 16 team games):

| Player | Team | Att | Cmp | Pct | Yds | TD | Int | Rate |
|--------------------------|------------|------------|-----------|-------------|--------------|-----------|----------|--------------|
| 1. Tom Brady | NE | 123 | 82 | 66.7 | 1,289 | 11 | 1 | 127.7 |
| 2. Aaron Rodgers | GB | 153 | 101 | 66.0 | 1,391 | 16 | 5 | 116.2 |
| 3. Matt Ryan | Atl | 125 | 89 | 71.2 | 965 | 7 | 0 | 112.3 |
| 4. Ben Roethlisberger | Pit | 133 | 78 | 58.6 | 1,141 | 11 | 2 | 108.0 |
| 5. Drew Brees | NO | 163 | 110 | 67.5 | 1,321 | 14 | 5 | 107.9 |
| 6. Marcus Mariota | Ten | 142 | 87 | 61.3 | 1,218 | 11 | 3 | 105.9 |
| 7. Kirk Cousins | Was | 154 | 94 | 61.0 | 1,309 | 9 | 4 | 97.0 |
| 8. Dak Prescott | Dal | 126 | 82 | 65.1 | 979 | 6 | 3 | 94.6 |
| 9. Trevor Siemian | Den | 132 | 76 | 57.6 | 993 | 9 | 4 | 91.5 |
| 10. Derek Carr | Oak | 155 | 88 | 56.8 | 1,075 | 7 | 1 | 90.7 |

Since 1991, among all Titans/Oilers quarterbacks, only **Steve McNair** in his co-MVP season of 2003 recorded a better passer rating on third down than Mariota this season. McNair was 77-of-118 for 974 yards with 12 touchdowns, two interceptions and a league-best 117.7 passer rating that season.

Highest single-season passer rating on third down for the Titans/Oilers, 1991–2016 (minimum 50 attempts):

| Player | Year | Att | Cmp | Pct | Yds | TD | Int | Rate |
|--------------------------|-------------|------------|-----------|-------------|--------------|-----------|----------|--------------|
| 1. Steve McNair | 2003 | 118 | 77 | 65.3 | 974 | 12 | 2 | 117.7 |
| 2. Marcus Mariota | 2016 | 142 | 87 | 61.3 | 1,218 | 11 | 3 | 105.9 |
| 3. Vince Young | 2010 | 52 | 31 | 59.6 | 366 | 5 | 1 | 105.1 |
| 4. Chris Chandler | 1996 | 87 | 45 | 51.7 | 626 | 10 | 2 | 103.9 |
| Chris Chandler | 1995 | 95 | 59 | 62.1 | 721 | 9 | 3 | 103.9 |

FRANCHISE SINGLE-GAME PASSER RATINGS

Against the Packers on Nov. 13, 2016, **Marcus Mariota** completed 19 of 26 passes for 295 yards with four touchdowns and no interceptions. His passer rating for the game was 149.8.

Among all games in franchise history, Mariota's passer rating against the Packers ranks second. The only one that tops it is a perfect 158.3 by **Chris Chandler** against the Cincinnati Bengals on Sept. 24, 1995.

Mariota already owns two of the franchise's three best single-game passer ratings and 25 percent of the team's 16 best performances. His 148.1 passer rating against the Jacksonville Jaguars on Oct. 27 is third on the list. Additionally, his 135.7 passer rating at the New Orleans Saints as a rookie (Nov. 8) is 12th, and his 132.6 passer rating against the Cleveland Browns on Oct. 16, 2016 is 16th on the list.

In his NFL debut at Tampa Bay on Sept. 13, 2015, Mariota had a perfect 158.3 passer rating. However, his 15 attempts fell short of the 20 attempts required to qualify in the NFL's official record books.

Top single-game passer ratings in franchise history (minimum 20 attempts):

| Player | Date | Opp | Att | Cmp | Yds | TD | Int | Rate |
|---------------------------|-----------------|------------|-----------|-----------|------------|----------|----------|--------------|
| 1. Chris Chandler | 09/24/95 | Cin | 26 | 23 | 352 | 4 | 0 | 158.3 |
| 2. Marcus Mariota | 11/13/16 | GB | 26 | 19 | 295 | 4 | 0 | 149.8 |
| 3. Marcus Mariota | 10/27/16 | Jax | 22 | 18 | 270 | 2 | 0 | 148.1 |
| 4. Steve McNair | 10/12/03 | Hou | 27 | 18 | 421 | 3 | 0 | 146.8 |
| 5. Warren Moon | 11/18/90 | Cle | 32 | 24 | 322 | 5 | 0 | 146.1 |
| 6. Warren Moon | 11/26/90 | Buf | 22 | 16 | 300 | 2 | 0 | 145.1 |
| 7. Chris Chandler | 11/26/95 | Den | 26 | 18 | 280 | 3 | 0 | 143.1 |
| 8. Warren Moon | 10/01/89 | Mia | 23 | 19 | 254 | 2 | 0 | 141.7 |
| 9. Warren Moon | 11/15/87 | Pit | 22 | 16 | 239 | 2 | 0 | 138.3 |
| 10. Chris Chandler | 09/08/96 | Jac | 22 | 14 | 226 | 3 | 0 | 137.5 |
| 11. Steve McNair | 12/26/99 | Jac | 33 | 23 | 291 | 5 | 0 | 136.5 |
| 12. Marcus Mariota | 11/08/15 | NO | 39 | 28 | 371 | 4 | 0 | 135.7 |
| 13. Warren Moon | 11/14/93 | Cin | 31 | 23 | 225 | 4 | 0 | 133.7 |
| 14. Steve McNair | 10/18/98 | Cin | 21 | 16 | 277 | 1 | 0 | 133.5 |
| 15. George Blanda | 11/19/61 | NYT | 32 | 20 | 418 | 7 | 1 | 132.8 |
| 16. Marcus Mariota | 10/16/16 | Cle | 24 | 17 | 284 | 3 | 1 | 132.6 |

TD PASSES BEFORE AGE 23

Marcus Mariota celebrated his 23rd birthday on Oct. 30, 2016. Prior to that, his NFL totals included 33 touchdown passes—19 as a rookie and 14 through the first eight games of 2016.

In NFL history, only four quarterbacks have completed more touchdown passes before their 23rd birthday than Mariota: New England's **Drew Bledsoe**, Minnesota's **Fran Tarkenton**, Tampa Bay's **Josh Freeman** and Tampa Bay's **Jameis Winston**.

Most touchdown passes in NFL history before a player's 23rd birthday (through 2016):

| Player | Seasons | Team | TD Passes |
|--------------------------|------------------|------------------|-----------|
| 1. Jameis Winston | 2015–2016 | Tampa Bay | 50 |
| 2. Drew Bledsoe | 1993–1994 | New England | 40 |
| Fran Tarkenton | 1961–1962 | Minnesota | 40 |
| 4. Josh Freeman | 2009–2010 | Tampa Bay | 35 |
| 5. Marcus Mariota | 2015–2016 | Tennessee | 33 |
| 6. Dan Marino | 1983–1984 | Miami | 27 |
| 7. Peyton Manning | 1998–1998 | Indianapolis | 26 |
| 8. Cam Newton | 2011–2011 | Carolina | 21 |
| 9. Teddy Bridgewater | 2014–2015 | Minnesota | 20 |
| Robert Griffin | 2012–2012 | Washington | 20 |
| Bernie Kosar | 1985–1986 | Cleveland | 20 |



MARIOTA ON THE ROAD

Marcus Mariota's passer rating in road games in his first two NFL seasons ranked near the top of the NFL. He recorded a 92.0 road passer rating in 2016 after having a 105.3 road passer rating as a rookie.

Highest passer rating in road games from 2015-16 (minimum 134 attempts):

| Player | Games | Att | Cmp | Yds | TD | Int | Rate |
|--------------------------|-----------|------------|------------|--------------|-----------|----------|-------------|
| 1. Tom Brady | 15 | 543 | 350 | 4,231 | 34 | 3 | 106.8 |
| 2. Dak Prescott | 8 | 211 | 139 | 1,691 | 12 | 3 | 103.4 |
| 3. Josh McCown | 5 | 145 | 105 | 1,191 | 4 | 2 | 100.1 |
| Matt Ryan | 16 | 585 | 386 | 4,599 | 28 | 8 | 100.1 |
| 5. Andy Dalton | 14 | 497 | 320 | 3,851 | 23 | 6 | 98.4 |
| 6. Marcus Mariota | 14 | 419 | 260 | 3,146 | 23 | 6 | 97.4 |
| 7. Aaron Rodgers | 16 | 571 | 357 | 3,944 | 32 | 7 | 96.5 |
| 8. Derek Carr | 15 | 539 | 327 | 3,738 | 29 | 5 | 95.6 |
| 9. Kirk Cousins | 16 | 597 | 399 | 4,535 | 26 | 13 | 94.9 |
| 10. Brian Hoyer | 8 | 283 | 169 | 1,977 | 15 | 3 | 94.2 |

Marcus Mariota's 105.3 passer rating on the road in 2015 ranked fourth in the NFL behind **Josh McCown's** 110.4, **Russell Wilson's** 107.7 and **Andy Dalton's** 107.2.

Highest passer rating in road games in 2015 (minimum 100 attempts):

| Player | Team | Att | Cmp | Yds | TD | Int | Rate |
|--------------------------|------------|------------|------------|--------------|-----------|----------|--------------|
| 1. Josh McCown | Cle | 132 | 99 | 1,132 | 4 | 0 | 110.4 |
| 2. Russell Wilson | Sea | 235 | 166 | 1,878 | 17 | 6 | 107.7 |
| 3. Andy Dalton | Cin | 195 | 126 | 1,661 | 13 | 3 | 107.2 |
| 4. Marcus Mariota | Ten | 171 | 108 | 1,374 | 10 | 1 | 105.3 |
| 5. Carson Palmer | Ari | 280 | 179 | 2,405 | 18 | 5 | 105.1 |

Mariota's 105.3 passer rating on the road in 2015 was the best in franchise annals. Previously, **Chris Chandler** posted the top passer rating on the road with a 102.2 rating in 1995.

Highest single-season passer rating in road games in franchise history (minimum 100 attempts):

| Player | Year | Att | Cmp | Yds | TD | Int | Rate |
|--------------------------|-------------|------------|------------|--------------|-----------|----------|--------------|
| 1. Marcus Mariota | 2015 | 171 | 108 | 1,374 | 10 | 1 | 105.3 |
| 2. Chris Chandler | 1995 | 177 | 119 | 1,314 | 12 | 4 | 102.2 |
| 3. Warren Moon | 1992 | 167 | 114 | 1,245 | 10 | 4 | 100.0 |
| 4. Chris Chandler | 1996 | 130 | 78 | 945 | 10 | 4 | 95.2 |
| 5. Steve McNair | 2003 | 216 | 133 | 1,671 | 12 | 5 | 94.5 |

2015 PASSING AVERAGE LEADERS

Marcus Mariota's 7.62 average yards per passing attempt in 2015 ranked 10th in the NFL among all NFL quarterbacks.

NFL leaders in yards per passing attempt in 2015:

| Player | Team | Att | Yds | Yds/Att |
|-----------------------|------|-----|-------|---------|
| 1. Carson Palmer | Ari | 537 | 4,671 | 8.70 |
| 2. Andy Dalton | Cin | 386 | 3,250 | 8.42 |
| 3. Ben Roethlisberger | Pit | 469 | 3,938 | 8.40 |
| 4. Russell Wilson | Sea | 483 | 4,024 | 8.33 |
| 5. Tyrod Taylor | Buf | 380 | 3,035 | 7.99 |
| 6. Drew Brees | NO | 627 | 4,870 | 7.77 |
| 7. Cam Newton | Car | 495 | 3,837 | 7.75 |
| 8. Kirk Cousins | Was | 543 | 4,166 | 7.67 |
| 9. Tom Brady | NE | 624 | 4,770 | 7.64 |
| 10. Marcus Mariota | Ten | 370 | 2,818 | 7.62 |

ROOKIE QBS WITH 3 TD PASSES 4 TIMES

Marcus Mariota completed three or more touchdown passes on four different occasions during his rookie season. He joined Peyton Manning (four in 1998) as the only rookies to accomplish the feat.

Most games as a rookie with three or more touchdown passes, NFL history (through 2015):

| Player | Season | Games with 3+ TD Passes |
|----------------|--------|-------------------------|
| Marcus Mariota | 2015 | 4 |
| Peyton Manning | 1998 | 4 |

Marcus Mariota's three-touchdown games:

| Date | Opponent | TD Passes |
|----------------|----------------|-----------|
| Sept. 13, 2015 | at Tampa Bay | 4 |
| Nov. 8, 2015 | at New Orleans | 4 |
| Nov. 29, 2015 | Oakland | 3 |
| Dec. 6, 2015 | Jacksonville | 3 |

SINGLE-GAME ROOKIE PASSING YARDS

On Nov. 8, 2015, Marcus Mariota broke his own franchise rookie record with 371 passing yards at the New Orleans Saints.

Mariota initially set the record on Sept. 27 against Indianapolis with 367 passing yards. He broke Zach Mettenberger's record of 345 passing yards at the Philadelphia Eagles on Nov. 23, 2014.

As a rookie in 2014, Mettenberger broke Jacky Lee's longstanding record of 331 yards at the Boston Patriots on Nov. 25, 1960.

Most single-game passing yards by a rookie, franchise history:

| Player | Date/Opponent | Passing Yards |
|----------------------|--------------------------|---------------|
| 1. Marcus Mariota | 11/8/15 at New Orleans | 371 |
| 2. Marcus Mariota | 9/27/15 vs. Indianapolis | 367 |
| 3. Zach Mettenberger | 11/23/14 at Philadelphia | 345 |
| 4. Jacky Lee | 11/25/60 at Boston | 331 |
| 5. Zach Mettenberger | 10/26/14 vs. Houston | 299 |
| 6. Jake Locker | 12/11/11 vs. New Orleans | 282 |
| 7. Jacky Lee | 11/20/60 vs. Denver | 281 |
| 8. Marcus Mariota | 12/13/15 at N.Y. Jets | 274 |
| 9. Marcus Mariota | 12/6/15 vs. Jacksonville | 268 |
| 10. Brent Pease | 10/4/87 at Denver | 260 |
| Dan Pastorini | 11/7/71 at New England | 260 |

2015 FIRST-DOWN PERCENTAGE LEADERS

Marcus Mariota attempted 370 passes as a rookie in 2015, and 142 of his attempts resulted in Titans first downs. His first-down rate of 38.4 percent ranked fourth in the NFL behind only Carson Palmer (43.0), Cam Newton (39.4) and Russell Wilson (38.7).

Highest percentage of passes resulting in first downs in 2015 (minimum 224 attempts):

| Player | Team | Att | Cmp | 1st | 1st% |
|------------------------|------|-----|-----|-----|------|
| 1. Carson Palmer | Ari | 537 | 342 | 231 | 43.0 |
| 2. Cam Newton | Car | 495 | 296 | 195 | 39.4 |
| 3. Russell Wilson | Sea | 483 | 329 | 187 | 38.7 |
| 4. Marcus Mariota | Ten | 370 | 230 | 142 | 38.4 |
| 5. Andy Dalton | Cin | 386 | 255 | 147 | 38.1 |
| 6. Matthew Stafford | Det | 592 | 398 | 223 | 37.7 |
| 7. Jameis Winston | TB | 535 | 312 | 201 | 37.6 |
| 8. Kirk Cousins | Was | 543 | 379 | 204 | 37.6 |
| 9. Matt Ryan | Atl | 614 | 407 | 229 | 37.3 |
| 10. Ben Roethlisberger | Pit | 469 | 319 | 174 | 37.1 |

Since 1991, the highest percentage of passes for first downs recorded by a Titans quarterback is 41.0, set by Steve McNair in his 2003 MVP season. Mariota's 38.4 first-down percentage ranks second for the franchise in that time period.

Highest percentage of passes resulting in first downs for the Titans/Oilers, 1991–2015 (minimum 224 attempts):

| Player | Team | Att | Cmp | 1st | 1st% |
|-------------------|------|-----|-----|-----|------|
| 1. Steve McNair | 2003 | 400 | 250 | 164 | 41.0 |
| 2. Marcus Mariota | 2015 | 370 | 230 | 142 | 38.4 |
| 3. Warren Moon | 1992 | 346 | 224 | 132 | 38.2 |
| 4. Cody Carlson | 1992 | 227 | 149 | 85 | 37.4 |
| 5. Vince Young | 2007 | 382 | 238 | 141 | 36.9 |
| 6. Steve McNair | 2001 | 431 | 264 | 159 | 36.9 |
| 7. Steve McNair | 2002 | 492 | 301 | 178 | 36.2 |
| 8. Steve McNair | 2000 | 396 | 248 | 141 | 35.6 |
| 9. Warren Moon | 1991 | 655 | 404 | 231 | 35.3 |
| 10. Vince Young | 2009 | 259 | 152 | 91 | 35.1 |

ROOKIE ACCURACY

In 2015, Titans quarterback Marcus Mariota posted one of the highest completion percentages in NFL history among rookie quarterbacks. His completion percentage of 62.2 was the fifth best all-time among rookies.

Mariota's completion percentage would shattered the franchise's rookie record. Until Mariota, Vince Young's completion percentage of 51.5 in 2006 was the best among rookie qualifiers in team annals.

Highest completion percentage among rookie quarterbacks in NFL history (through 2015; minimum 14 passes per team game, or 224 attempts per 16 games):

| Quarterback | Year | Team | Comp | Att | Pct |
|-----------------------|------|--------------|------|-----|------|
| 1. Ben Roethlisberger | 2004 | Pittsburgh | 196 | 295 | 66.4 |
| 2. Robert Griffin III | 2012 | Washington | 258 | 393 | 65.7 |
| 3. Teddy Bridgewater | 2014 | Minnesota | 259 | 402 | 64.4 |
| 4. Russell Wilson | 2012 | Seattle | 252 | 393 | 64.1 |
| 5. Marcus Mariota | 2015 | Tennessee | 227 | 364 | 62.2 |
| 6. Matt Ryan | 2008 | Atlanta | 265 | 434 | 61.1 |
| 7. Carson Palmer | 2004 | Cincinnati | 263 | 432 | 60.9 |
| 8. Nick Foles | 2012 | Philadelphia | 161 | 265 | 60.8 |
| 9. Joe Flacco | 2008 | Baltimore | 257 | 428 | 60.1 |
| 10. Sam Bradford | 2010 | St. Louis | 354 | 590 | 60.0 |

RUSH TO THE RECORD BOOKS

On Dec. 6 against Jacksonville, **Marcus Mariota** rushed for an 87-yard touchdown against Jacksonville and finished the game with 112 rushing yards on nine attempts.

The 87-yard run was the longest run in franchise history by a quarterback and the fifth-longest run overall for the team, behind three rushes by running back **Chris Johnson** (94, 91 and 89 yards) and one rush by running back **Sid Blanks** (91).

Steve McNair previously recorded the longest run in franchise history by a quarterback with a 71-yard attempt in 1998 (Nov. 8 at Tampa Bay).

Longest rushing attempts in franchise history:

| Player | Date | Opp | Rush |
|-------------------------------|----------------|---------------------|------------|
| 1. Chris Johnson | 12/17/12 | New York Jets | 94t |
| 2. Chris Johnson | 9/20/09 | Houston | 91t |
| Sid Blanks | 12/13/64 | New York Jets | 91t |
| 4. Chris Johnson | 11/1/09 | Jacksonville | 89t |
| 5. Marcus Mariota (QB) | 12/6/15 | Jacksonville | 87t |
| 6. Chris Johnson | 11/29/09 | Arizona | 85t |
| 7. Chris Johnson | 10/21/12 | at Buffalo | 83t |
| 8. Earl Campbell | 11/20/78 | Miami | 81t |
| Chris Johnson | 11/4/12 | Chicago | 80t |
| LenDale White | 10/19/08 | at Kansas City | 80t |
| Larry Moriarty | 9/11/83 | at L.A. Raiders | 80 |

From 1960–2016, only two quarterbacks recorded a run longer than Mariota's 87-yarder. Oakland's **Terrelle Pryor** set the NFL quarterback record with 93-yard touchdown run for the Oakland Raiders in 2013 (Oct. 27 against Pittsburgh), and most recently San Francisco's **Colin Kaepernick** had a 90-yard touchdown run in 2014 at the San Diego Chargers (Dec. 20).

Longest rushing attempts since 1960 history among NFL quarterbacks (through 2016):

| Player | Date | Date/Opp | Rush |
|--------------------------|------------|------------------------|-----------|
| 1. Terrelle Pryor | Oak | 10/27/13 vs. Pit | 93 |
| 2. Colin Kaepernick | SF | 12/20/14 at SD | 90 |
| 3. Marcus Mariota | Ten | 11/6/15 vs. Jax | 87 |

Mariota's 112 rushing yards against the Jaguars set a new single-game record among Titans/Oilers quarterbacks, topping the record of 95 yards held by **Steve McNair** (Nov. 8, 1998 at Tampa Bay).

Most single-game rushing yards by a quarterback in franchise history:

| Player | Date | Opp | Rush Yds |
|--------------------------|----------------|---------------------|------------|
| 1. Marcus Mariota | 12/6/15 | Jacksonville | 112 |
| 2. Steve McNair | 11/8/98 | at Tampa Bay | 95 |
| 3. Steve McNair | 12/21/97 | Pittsburgh | 90 |
| 4. Vince Young | 12/10/06 | at Houston | 86 |
| 5. Steve McNair | 12/13/98 | at Jacksonville | 81 |



TITANS TIDBITS: MARCUS MARIOTA

➤ In 2016, Mariota launched his Motiv8 Foundation, which serves the communities of Middle Tennessee, Eugene and Honolulu. The Foundation was a major sponsor in the inaugural Polynesian Bowl. The game featured the top players in the nation including 15 of the top 16 Polynesian players in the ESPN 300. The non-profit also participated with First Hawaii Bank's bobble head charity fundraiser that netted the Motiv8 Foundation \$115,000 for local programs in Hawaii. The Foundation held its inaugural golf tournament at Oahu Country Club raising money for local programs and sold out in just four days. The Foundation also held its inaugural golf tournament in Oregon at the Springfield Golf Club with all monies raised going to programs in Oregon.

➤ He is the oldest son of Toa and Alana Mariota. His younger brother, Matthew, is a tight end at Oregon.

➤ Mariota credits much of his athletic success to playing soccer in his youth. By the time he was eight years old, he was wearing a soccer jersey with the number 8, and he has kept the jersey number ever since then.

➤ During his time in Eugene, Ore., Mariota became a fixture at the Boys and Girls Club of Emerald Valley, spending time on a weekly basis with kids at the center. For his efforts in the community, he was awarded with the inaugural Play It Forward Award at the 63rd Annual Oregon Sports Awards in June 2015.

SINGLE-SEASON ROOKIE RECORDS

In 2015, **Marcus Mariota** broke virtually every rookie passing record for the franchise, completing 230 of 370 passes for 2,818 yards, 19 touchdowns and 10 interceptions.

Most passing attempts in a season by a rookie, franchise history:

| Rookie QB | Season | Pass Attempts |
|--------------------------|-------------|---------------|
| 1. Marcus Mariota | 2015 | 370 |
| 2. Vince Young | 2006 | 357 |
| 3. Dan Pastorini | 1971 | 270 |
| 4. Zach Mettenberger | 2014 | 179 |
| 5. Brent Pease* | 1987 | 113 |
| 6. Steve McNair | 1995 | 80 |
| 7. Jacky Lee | 1960 | 77 |

Most completions in a season by a rookie, franchise history:

| Rookie QB | Season | Completions |
|--------------------------|-------------|-------------|
| 1. Marcus Mariota | 2015 | 230 |
| 2. Vince Young | 2006 | 184 |
| 3. Dan Pastorini | 1971 | 127 |
| 4. Zach Mettenberger | 2014 | 107 |
| 5. Brent Pease* | 1987 | 56 |
| 6. Jacky Lee | 1960 | 41 |
| Steve McNair | 1995 | 41 |

Most passing yards in a season by a rookie, franchise history:

| Rookie QB | Season | Passing Yards |
|--------------------------|-------------|---------------|
| 1. Marcus Mariota | 2015 | 2,818 |
| 2. Vince Young | 2006 | 2,199 |
| 3. Dan Pastorini | 1971 | 1,702 |
| 4. Zach Mettenberger | 2014 | 1,412 |
| 5. Jacky Lee | 1960 | 842 |
| 6. Brent Pease* | 1987 | 728 |
| 7. Steve McNair | 1995 | 569 |

Most passing touchdowns in a season by a rookie, franchise history:

| Rookie QB | Season | Passing TDs |
|----------------------|--------|-------------|
| 1. Marcus Mariota | 2015 | 19 |
| 2. Vince Young | 2006 | 12 |
| 3. Zach Mettenberger | 2014 | 8 |
| 4. Dan Pastorini | 1971 | 7 |
| 5. Jacky Lee | 1960 | 5 |
| 6. Steve McNair | 1995 | 3 |
| Brent Pease* | 1987 | 3 |

Highest passer rating in a season by a rookie, franchise history (minimum 100 attempts):

| Rookie QB | Season | Passer Rating |
|----------------------|--------|---------------|
| 1. Marcus Mariota | 2015 | 91.5 |
| 2. Zach Mettenberger | 2014 | 83.4 |
| 3. Vince Young | 2006 | 66.7 |
| 4. Brent Pease* | 1987 | 60.6 |
| 5. Dan Pastorini | 1971 | 43.8 |

Highest completion percentage in a season by a rookie, franchise history (minimum 100 attempts):

| Rookie QB | Season | Passer Rating |
|----------------------|--------|---------------|
| 1. Marcus Mariota | 2015 | 62.2 |
| 2. Zach Mettenberger | 2014 | 59.8 |
| 3. Vince Young | 2006 | 51.5 |
| 4. Brent Pease* | 1987 | 49.6 |
| 5. Dan Pastorini | 1971 | 47.0 |

* Replacement player during strike

#16 • QB MATT CASSEL

[CLICK FOR COMPLETE BIO \(PDF\)](#)

Quarterback **Matt Cassel** (6-4, 228) completed his 13th NFL season and his second campaign with the Titans in 2017. He was signed during the 2016 offseason to give the team an experienced, veteran leader to back up starting quarterback **Marcus Mariota**.

Cassel's 2017 statistics included 42 attempts, 25 completions 162 yards, one touchdown and two interceptions in two games (one start).

In his first season with the Titans, Cassel appeared in four total games, including a win as the starter in the season finale versus Houston (Jan. 1). He completed 30 of 51 passes for 284 yards, two touchdowns and two interceptions during the year.

Cassel spent 11 previous seasons with the New England Patriots, Kansas City Chiefs, Minnesota Vikings, Buffalo Bills and Dallas Cowboys. His career totals prior to arriving in Tennessee included 17,003 passing yards, 101 touchdown passes, 77 interceptions and a passer rating of 79.3.

In 2015, Cassel played for the Buffalo Bills and the Dallas Cowboys. With the Cowboys, he started seven games and completed 119 of 204 passes for 1,276 yards, five touchdowns and seven interceptions.

Cassel began his NFL career in 2005 as a seventh-round draft pick of the Patriots. He spent four seasons there, including 2008, when he went 10-5 as a starter after **Tom Brady** suffered a season-ending knee injury in the opener. He passed for 3,693 yards and 21 touchdowns.

In 2009, he was traded to Kansas City, where he would spend the next four seasons. In 2010, he was named to the Pro Bowl after setting career highs with 27 touchdown passes and a 93.0 passer rating as the starting quarterback for the Chiefs. He helped guide the Chiefs to the AFC West title.

Cassel went to Minnesota in 2013 and started a total of nine contests with the Vikings over two years. The Vikings traded him to Buffalo in March 2015, and then the Bills dealt him to the Cowboys in September.

A native of Northridge, Calif., Cassel played in 25 career games at Southern Cal as a backup to Heisman Trophy winners **Carson Palmer** and **Matt Leinart**. While he was there, the Trojans won back-to-back national titles in 2003 and 2004.

**2017 Highlights:**

➤ **At Houston (10/1)**, played the entire second half in place of Marcus Mariota, who exited the game with a hamstring injury. He completed four of 10 passes for 21 yards with two interceptions.

➤ **At Miami (10/8)**, started for Marcus Mariota (hamstring) and completed 21 of 32 passes for 141 yards. He completed an 11-yard touchdown pass to tight end Phillip Supernaw.

Cassel's Career Regular Season Passing Statistics:

| Year | Team | G/S | Att | Cmp | Pct | Yds | TD | Int | Lg | Sack | Rate |
|---------------|---------|---------------|--------------|--------------|-------------|---------------|------------|-----------|------------|------------|-------------|
| 2005 | NE | 2/0 | 24 | 13 | 54.2 | 183 | 2 | 1 | 36 | 1 | 89.4 |
| 2006 | NE | 6/0 | 8 | 5 | 62.5 | 32 | 0 | 0 | 10 | 3 | 70.8 |
| 2007 | NE | 6/0 | 7 | 4 | 57.1 | 38 | 0 | 1 | 21 | 0 | 32.7 |
| 2008 | NE | 16/15 | 516 | 327 | 63.4 | 3,693 | 21 | 11 | 76t | 47 | 89.4 |
| 2009 | KC | 15/15 | 493 | 271 | 55.0 | 2,924 | 16 | 16 | 61 | 42 | 69.9 |
| 2010 | KC | 15/15 | 450 | 262 | 58.2 | 3,116 | 27 | 7 | 75t | 26 | 93.0 |
| 2011 | KC | 9/9 | 269 | 160 | 59.5 | 1,713 | 10 | 9 | 52t | 22 | 76.6 |
| 2012 | KC | 9/8 | 277 | 161 | 58.1 | 1,796 | 6 | 12 | 46 | 19 | 66.7 |
| 2013 | Min | 9/6 | 254 | 153 | 60.2 | 1,807 | 11 | 9 | 79t | 16 | 81.6 |
| 2014 | Min | 3/3 | 71 | 41 | 57.7 | 425 | 3 | 4 | 28 | 6 | 65.8 |
| 2015 | Buf/Dal | 9/8 | 204 | 119 | 58.3 | 1,276 | 5 | 7 | 51 | 14 | 70.6 |
| 2016 | Ten | 4/1 | 51 | 30 | 58.8 | 284 | 2 | 2 | 50 | 5 | 71.0 |
| 2017 | Ten | 2/1 | 42 | 25 | 59.5 | 162 | 1 | 2 | 17 | 8 | 55.9 |
| Totals | | 105/81 | 2,666 | 1,571 | 58.9 | 17,449 | 104 | 81 | 79t | 209 | 78.8 |

Cassel's Career Postseason Passing Statistics:

| Year | Team | G/S | Att | Cmp | Pct | Yds | TD | Int | Lg | Sack | Rate |
|---------------|------|------------|-----------|----------|-------------|-----------|----------|----------|-----------|----------|-------------|
| 2005 | NE | 1/0 | 0 | 0 | - | 0 | 0 | 0 | - | 0 | - |
| 2006 | NE | 3/0 | 0 | 0 | - | 0 | 0 | 0 | - | 0 | - |
| 2010 | KC | 1/1 | 18 | 9 | 50.0 | 70 | 0 | 0 | 22 | 3 | 20.4 |
| 2017 | Ten | 0/0 | 0 | 0 | - | 0 | 0 | 0 | - | 0 | - |
| Totals | | 5/1 | 18 | 9 | 50.0 | 70 | 0 | 0 | 22 | 3 | 20.4 |

Cassel's Regular Season Single-Game Highs:

Attempts - 53 at Denver (11/14/10)

Completions - 33 at Denver (11/14/10)

Passing Yards - 469 at Denver (11/14/10)

Touchdown Passes - 4 (Four times, last at Indianapolis 10/9/11)

Long Completion - 79t at Baltimore (12/8/13)

Passer Rating - 144.0 vs. Jacksonville (10/24/10)

MORE TITANS QUARTERBACKS**11 - QB ALEX TANNEY (6-4, 220, 2nd Year, Monmouth (III.))**

➤ **Alex Tanney** spent the entire 2017 season on injured reserve.

➤ The 6-foot-4-inch, 220-pounder was originally signed by the Kansas City Chiefs as a rookie free agent in 2012. Prior to his initial arrival in Tennessee, the Monmouth product also spent time with the Dallas Cowboys, Cleveland Browns and Tampa Bay Buccaneers.

➤ Tanney spent the final two weeks of the 2014 campaign on the Titans practice squad. The following season, he spent time with the Buffalo Bills and Indianapolis Colts before being signed by the Titans off the Colts practice squad on Dec. 22, 2015. He made his NFL regular season debut in the 2015 season finale against the Colts (1/3/16), completing 10 of 14 passes for 99 yards and a touchdown.

➤ In 2016, he spent two total weeks on the 53-man roster and the rest of the campaign on the practice squad.

➤ A native of Lexington, Ill., he set NCAA Division III career records with 14,249 yards and 157 touchdowns at Monmouth (2007-2011).

3 - QB BRANDON WEEDEN (6-3, 230, 6th Year, Oklahoma State)

➤ **Brandon Weeden** (6-3, 230) was signed as a free agent on Oct. 3, 2017. He was with the team for the final 12 regular season games and both post-season games but did not see game action.

➤ The former first-round pick arrived in Tennessee with 34 games of NFL experience, including 25 starts. After being selected by the Browns with the 22nd overall pick in the 2012 NFL Draft, he started 20 games for the Browns from 2012-2013. He then spent time with the Dallas Cowboys (2014-2015) and Houston Texans (2015-2016).

➤ During his career prior to signing with the Titans, he completed 559 of 965 passes for 6,452 yards with 31 touchdowns and 30 interceptions (76.0 passer rating).

➤ In 2016, he was with the Houston Texans but did not play in a game.

➤ The Oklahoma City, Okla., native started 26 games at Oklahoma State and left as the school record holder in nearly every passing category.

➤ An accomplished baseball player, Weeden was a second-round selection by the New York Yankees in the 2002 MLB Draft.



TITANS RUNNING BACKS

| No. | Name | Ht | Wt | Exp | College |
|-----|--------------------|------|-----|-----|------------|
| 32 | Fluellen, David | 5-11 | 224 | 1 | Toledo |
| 22 | Henry, Derrick | 6-3 | 247 | 2 | Alabama |
| 28 | Muhammad, Khalfani | 5-7 | 174 | R | California |
| 29 | Murray, DeMarco | 6-1 | 220 | 7 | Oklahoma |

#22 • RB DERRICK HENRY

[CLICK FOR COMPLETE BIO \(PDF\)](#)

Running back **Derrick Henry** (6-3, 247) completed his second NFL season in 2017. He was selected by the Titans with the 45th overall pick in the second round of the 2016 NFL Draft.

In 2017, Henry shared time in the Titans backfield with **DeMarco Murray**. Henry led the team with 744 rushing yards on 176 carries, and he added 11 receptions for 136 yards and a touchdown. His five rushing touchdowns tied for second on the club.

As a rookie, Henry played in 15 games with one start, sharing time in the backfield with **DeMarco Murray**. He carried the ball 110 times for 490 yards and five touchdowns and added 137 yards on 13 receptions. Henry became the third rookie for the franchise in the "Titans era" to score at least five touchdowns in a season, joining **Vince Young** (seven rushing touchdowns in 2006) and **Chris Johnson** (nine rushing and one receiving in 2008).

The Heisman Trophy winner played three seasons (2013–2015) at the University of Alabama, where he set numerous school and SEC records while leading his team to a National Championship in 2015.


Henry played in 39 games and totaled 602 carries for 3,591 yards and 42 rushing touchdowns and added 285 yards on 17 career receptions with three receiving scores. During Alabama's victory over Clemson in the 2016 College Football Playoff National Championship, he broke **Shaun Alexander's** record for most career rushing yards in Alabama history.

In his final collegiate season, Henry rushed for an Alabama and Southeastern Conference record 2,219 yards, which led the nation and ranked fifth in FBS history. He recorded 100-yard rushing games 10 times and had four 200-yard games during the season. His 28 rushing touchdowns were a national best and an SEC record, snapping **Tim Tebow** and **Tre Mason's** old mark of 23. In addition to the Heisman, he also won the Doak Walker Award, Walter Camp Award and Maxwell Award, among a multitude of other honors.

Henry is a native of Yulee, Fla.

2017 Highlights:

- **Against Oakland (9/10)**, rushed for 25 yards on six carries.
- **At Jacksonville (9/17)**, set a career high and led the Titans with 92 rushing yards on a team-high 14 carries. He accumulated all but five of his rushing yards in the second half. In the third quarter, he rumbled 17 yards for his first touchdown of the season and his sixth career rushing touchdown.
- **Against Seattle (9/24)**, recorded a 25-yard rushing attempt in the third quarter, giving him his longest career run. His previous long was a 22-yarder at Miami on Oct. 9, 2016. He totaled 13 carries for 54 yards in the contest.
- **At Houston (10/1)**, rushed for seven yards on six attempts.
- **At Miami (10/8)**, rushed for nine yards on four attempts.
- **Against Indianapolis (10/16)**, led the team with a career-high 131 rushing yards on 19 carries, topping the 100-yard mark for the first time in his two-year career. His 19 carries also set a career high. Ahead 29-22 late in



the fourth quarter, he took a handoff on third-and-five and raced 72 yards for a touchdown. The run was the longest of Henry's career and the team's 12th-longest run in the "Titans era" (1999-present).

- **At Cleveland (10/22)**, rushed for 13 yards and added 11 receiving yards.
- **Against Baltimore (11/5)**, reached the end zone on a one-yard run in the second quarter. He totaled a team-high 26 yards on eight carries and added two receptions for 10 yards, including a clutch six-yard catch to convert a third down during a scoring drive in the fourth quarter.

- **Against Cincinnati (11/12)**, led the Titans with 52 rushing yards on 11 carries, including a 23-yard run in the second quarter.

- **At Pittsburgh (11/16)**, led the team with 32 rushing yards on seven attempts.

- **At Indianapolis (11/26)**, led the team with 79 yards on 13 carries. During the team's game-winning drive in the fourth quarter, he was credited with five carries for 42 yards and one reception for 10 yards. He helped seal the game with a 16-yard run on the first play after the two-minute warning. He reached 1,000 career rushing yards during the contest.

- **Against Houston (12/3)**, topped the 100-yard rushing mark in a game for the second time in his career. He led the team with 109 yards on 11 attempts and capped the victory with a 75-yard touchdown run late in the fourth quarter. It was the longest run of his career, topping his 72-yard touchdown run against the Indianapolis Colts on Oct. 16. Henry became the first Titans player with two or more carries of at least 70 yards in a season since Chris Johnson had three such carries in 2012.

- **At Arizona (12/10)**, rushed for 20 yards and a touchdown on eight attempts. He scored a touchdown for the second consecutive week, taking a handoff six yards into the end zone in the second quarter. It was his fifth touchdown of the season, which equaled his rookie total.

- **At San Francisco (12/17)**, rushed for 19 yards on seven carries and added two receptions for nine yards.

- **Against the Los Angeles Rams (12/24)**, rushed for 25 yards on eight carries and added one reception for six yards.

- **Against Jacksonville (12/31)**, started and took the bulk of the carries against the NFL's third-ranked defense with DeMarco Murray inactive (knee injury). Henry rushed for 51 yards on a career-high 28 carries. Henry finished the regular season with a team-high 744 rushing yards on 176 carries and rushed for five touchdowns. Early in the second quarter, he took a screen pass and turned it into a 66-yard touchdown. It was the longest reception of Henry's career and his first career touchdown reception. It also was his third touchdown of the season of at least 60 yards. Across the NFL, only Kansas City Chiefs wide receiver Tyreek Hill recorded more touchdowns of at least 60 yards in 2017 (five). In the "Titans era" (1999-present), the only other Titans player to produce at least three 60-yard touchdowns in a season was Chris Johnson, who had five such plays in 2009 and three such plays in 2012.

- **At Kansas City (1/6)**, recorded his first career postseason start and rushed for 156 yards on 23 carries. His rushing yardage total finished second in franchise postseason history for a single game behind only Eddie George's 162 rushing yards at Indianapolis on Jan. 16, 2000. In the fourth quarter, he scored on a 35-yard run to tie Earl Campbell (Dec. 31, 1978 at New England) for the third-longest playoff rushing attempt in franchise history. The franchise's only postseason runs that were longer were Eddie



George's 68-yard touchdown at Indianapolis on Jan. 16, 2000 and Steve McNair's 51-yard scamper at Jacksonville on Jan. 23, 2000. Additionally, Henry caught two passes for 35 yards, and his 191 scrimmage yards set a new single-game postseason record for the franchise, breaking a 57-year-old record. Billy Cannon established the previous playoff benchmark with 178 scrimmage yards against the Los Angeles Chargers on Jan. 1, 1961. In the fourth quarter against the Chiefs, Henry totaled 85 rushing yards on eight carries, including runs of 12 yards and 22 yards for first downs on the team's final, clock-eating drive.

➤ **At New England (1/13)**, carried 12 times for 28 yards and added 21 yards on three receptions. In two playoff games, he totaled 184 rushing yards on 35 carries. Only three players in franchise history rushed for more yards in a single postseason: Eddie George, who rushed for 449 yards in the 1999 playoffs; Earl Campbell, who rushed for 264 yards in the 1978 playoffs; and Steve McNair, who rushed for 209 yards in the 1999 playoffs.

Henry's Career Regular Season Statistics:

| Year | GP | GS | Att | Yds | Avg | Lg | TD | Rec | Yds | Avg | Lg | TD |
|---------------|-----------|----------|------------|--------------|------------|------------|-----------|-----------|------------|-------------|------------|----------|
| 2016 | 15 | 2 | 110 | 490 | 4.5 | 22 | 5 | 13 | 137 | 10.5 | 29 | 0 |
| 2017 | 16 | 2 | 176 | 744 | 4.2 | 75t | 5 | 11 | 136 | 12.4 | 66t | 1 |
| Totals | 31 | 4 | 286 | 1,234 | 4.3 | 75t | 10 | 24 | 273 | 11.4 | 66t | 1 |

Henry's 2017/Career Postseason Statistics:

| Year | GP | GS | Att | Yds | Avg | Lg | TD | Rec | Yds | Avg | Lg | TD |
|------|----|----|-----|-----|-----|-----|----|-----|-----|------|----|----|
| 2017 | 2 | 2 | 35 | 184 | 5.3 | 35t | 1 | 5 | 56 | 11.2 | 29 | 0 |

Henry's Regular Season Single-Game Highs:

Rushing Attempts - 28 vs. Jacksonville (12/31/17)
Rushing Yards - 131 vs. Indianapolis (10/16/17)
Long Rush - 75t vs. Houston (12/3/17)
Rushing Touchdowns - 2 at Kansas City (12/18/16)
Receptions - 4 vs. Jacksonville (10/27/16)
Receiving Yards - 66 vs. Jacksonville (12/31/17)
Long Reception - 66t vs. Jacksonville (12/31/17)
Receiving Touchdowns - 1 vs. Jacksonville (12/31/17)

Henry's Playoff Single-Game Highs:

Rushing Attempts - 23 at Kansas City (1/6/18)
Rushing Yards - 156 at Kansas City (1/6/18)
Long Rush - 35t at Kansas City (1/6/18)
Rushing Touchdowns - 1 at Kansas City (1/6/18)
Receptions - 3 at New England (1/13/18)
Receiving Yards - 35 at Kansas City (1/6/18)
Long Reception - 29 at Kansas City (1/6/18)
Receiving Touchdowns - (none)

RUSHING IN THE FOURTH QUARTER

In 2017, running back **Derrick Henry** accumulated 390 of his 744 rushing yards in the fourth quarter. The only player with more rushing yards in the fourth quarter was Kansas City's league-leading rusher, **Kareem Hunt**.

Henry's 6.1-yard rushing average in the fourth quarter led the NFL among all players with at least 25 attempts. The next-best average was **Kareem Hunt's** 5.8 yards.

Most fourth-quarter rushing yards in 2017:

| Player | Team | Att | Yds | Avg | Lg | TD |
|-------------------------|------------|-----------|------------|------------|------------|----------|
| 1. Kareem Hunt | KC | 82 | 474 | 5.8 | 69t | 4 |
| 2. Derrick Henry | Ten | 64 | 390 | 6.1 | 75t | 2 |
| 3. Le'Veon Bell | Pit | 84 | 338 | 4.0 | 27 | 2 |
| 4. Todd Gurley II | LAR | 75 | 320 | 4.3 | 34 | 1 |
| 5. Leonard Fournette | Jax | 55 | 289 | 5.3 | 90t | 3 |
| 6. Ezekiel Elliott | Dal | 69 | 283 | 4.1 | 25 | 1 |
| 7. Mark Ingram | NO | 65 | 267 | 4.1 | 50t | 1 |
| 8. Melvin Gordon | LAC | 76 | 258 | 3.4 | 21 | 0 |
| 9. Alex Collins | Bal | 59 | 245 | 4.2 | 19 | 3 |
| 10. Javorius Allen | Bal | 65 | 241 | 3.7 | 19 | 1 |

RUSHING YARDS IN A TITANS PLAYOFF GAME

On Jan. 6, 2018, **Derrick Henry** rushed for 156 yards and one touchdown on 23 carries. His yardage total ranked second in franchise postseason history.

Most single-game rushing yards in franchise postseason history:

| Player | Date | Opp | Att | Yds | Avg | TD |
|-------------------------|---------------|--------------|-----------|------------|------------|----------|
| 1. Eddie George | 1/16/00 | at Ind | 26 | 162 | 6.2 | 1 |
| 2. Derrick Henry | 1/6/18 | at KC | 23 | 156 | 6.8 | 1 |
| 3. Earl Campbell | 12/31/78 | at NE | 27 | 118 | 4.4 | 1 |
| 4. Eddie George | 1/8/00 | Buf | 29 | 106 | 3.7 | 0 |
| 5. Eddie George | 1/30/00 | StL (SB) | 28 | 95 | 3.4 | 2 |

SCRIMMAGE YARDS IN A TITANS PLAYOFF GAME

Derrick Henry's 156 rushing yards and 35 receiving yards in the team's Wild Card playoff victory at Kansas City on Jan. 6 gave him a franchise-record 191 scrimmage yards. Henry broke a 57-year-old postseason record set on Jan. 1, 1961, when **Billy Cannon** had 178 scrimmage yards against the Los Angeles Chargers.

Most single-game scrimmage yards in franchise postseason history:

| Player | Date | Opp | Rush Yards | Rec Yards | Total Yards |
|-------------------------|---------------|--------------|------------|-----------|-------------|
| 1. Derrick Henry | 1/6/18 | at KC | 156 | 35 | 191 |
| 2. Billy Cannon | 1/1/61 | LAC | 50 | 128 | 178 |
| 3. Eddie George | 1/16/00 | at Ind | 162 | 14 | 176 |
| 4. Eddie George | 1/7/01 | Bal | 91 | 52 | 143 |
| 5. Ernest Givins | 12/31/89 | at Pit | 0 | 136 | 136 |

#29 • RB DEMARCO MURRAY

[CLICK FOR COMPLETE BIO \(PDF\)](#)



Running back **DeMarco Murray** (6-1, 220) completed his seventh NFL season and his second campaign with the Titans in 2017. He was acquired in a trade with the Philadelphia Eagles on March 9, 2016.

From the start of the 2014 season through the conclusion of 2017, Murray's 4,493 rushing yards (1,062 carries) were the most in the NFL other than **LeSean McCoy**, who accumulated 4,619 rushing yards in the same time period. Murray's 19 total 100-yard rushing games from 2014 through 2017 led the league, as did his 34 rushing touchdowns.

Murray's 2017 statistics included 659 rushing yards in 15 starts before a knee injury prevented him from playing in Week 17 and the playoffs. He led the team with 184 rushing attempts and six rushing touchdowns and added 39 receptions for 266 yards and a score.

In his first year in Tennessee, Murray started all 16 contests for the second time in his career. He led the team with 293 carries for 1,287 yards and nine touchdowns. He paced the AFC in rushing, and the only NFL players with more rushing yards than Murray were **Ezekiel Elliott** of the Dallas Cowboys (1,631) and **Jordan Howard** (1,313) of the Chicago Bears. Murray's total was the highest by a member of the Titans since 2010 (1,364 by **Chris Johnson**). He was rewarded with his third career invitation to the Pro Bowl.

Murray also played a key role in the passing game in 2016. His 53 receptions ranked third on the team, and he totaled 377 yards and a career-high three touchdowns as a pass catcher.

A former third-round draft choice of Dallas in 2011, Murray spent his first four seasons with the Cowboys before joining the Philadelphia Eagles for the 2015 campaign. He totaled 5,228 rushing yards in 68 career games prior to his arrival in Tennessee.

In his only season with the Eagles, Murray played in 15 games and totaled 702 rushing yards and six touchdowns.

During his four years in Dallas, he rushed for 4,526 yards in 53 games in the regular season. He was named to the Pro Bowl following the 2013 and 2014 campaigns.

In 2014, Murray earned NFL Offensive Player of the Year honors after leading the league and setting Cowboys franchise records with 1,845 rush-

ing yards and 2,261 scrimmage yards. His 1,845 yards were 484 more than the next closest rusher, Pittsburgh's **Le'Veon Bell**.

Additionally, he set several other franchise records, besting marks set by **Emmitt Smith** or **Tony Dorsett**, including highest rushing total in a game (253 vs. St. Louis in 2011), most 100-yard games in a season (12 in 2014) and most consecutive 100-yard games (8 in 2014).

A native of Las Vegas, Nev., Murray finished his University of Oklahoma career as the school's career all-purpose yardage leader (6,718) and also set the Sooners records for career touchdowns (65) and career receiving yards by a running back (1,571).

2017 Highlights:

- **Against Oakland (9/10)**, led the team with 44 rushing yards on 12 carries and added two receptions for 16 yards. He picked up 21 yards on a carry in the third quarter.
- **At Jacksonville (9/17)**, recorded nine carries for 25 yards and one reception for three yards.
- **Against Seattle (9/24)**, finished with 14 carries for 115 yards and a touchdown. It was his 27th career 100-yard rushing game (including one playoff game) and his sixth with the Titans. His 75-yard touchdown run in the third quarter tied for his second-longest career run behind only a 91-yarder as a member of the Dallas Cowboys against the St. Louis Rams on Oct. 23, 2011. He also had a 75-yard touchdown run with the Titans against the Green Bay Packers on Nov. 13, 2016. His 75-yard run against the Seahawks was the longest rushing attempt against the Seahawks since Sept. 20, 2009.
- **At Houston (10/1)**, rushed for 31 yards on seven attempts and added four yards on two receptions.
- **At Miami (10/8)**, led the team with 58 yards on 14 carries and added four receptions for 11 yards. In the first quarter he had had his streak snapped of 325 consecutive rushing attempts without losing a fumble (last lost a fumble on Sept. 11, 2016).
- **Against Indianapolis (10/16)**, totaled 12 carries for 40 yards and a touchdown. He scored on a three-yard run in the fourth quarter to give the Titans a lead. He also caught four passes for a season high of 47 receiving yards, his highest total since he had 52 receiving yards at Kansas City on Dec. 18, 2016. He totaled 87 scrimmage yards.
- **At Cleveland (10/22)**, led the team with 59 yards on 18 carries and added three receptions for 17 yards. On his second reception of the game, he became only the sixth active NFL player with at least 6,000 rushing yards and 2,000 receiving yards, joining Frank Gore, Matt Forte, LeSean McCoy, Marshawn Lynch and Jamaal Charles.
- **Against Baltimore (11/5)**, totaled 19 yards on nine carries and added two receptions for 22 yards, including a 17-yard catch during a touchdown drive in the fourth quarter.
- **Against Cincinnati (11/12)**, rushed for 42 yards and two touchdowns on 14 carries and added four receptions for 30 yards and a touchdown. In the first quarter, he registered a two-yard touchdown run, and in the second quarter, he scored on a one-yard run. He recorded his fifth career game

with at least two rushing touchdowns and his second with the Titans. With less than a minute remaining in the fourth quarter, he caught the game-winning, seven-yard touchdown pass from Marcus Mariota. His three total touchdowns matched his career high (Nov. 28, 2013 against Oakland). His effort against the Bengals marked the first time in his career he recorded at least two rushing touchdowns and at least one receiving touchdown. He became only the fifth player in Titans/Oilers history to accomplish the feat, joining Billy Cannon (Dec. 10, 1961 and Sept. 23, 1962), George Amundson (Sept. 15, 1974), Chris Johnson (Sept. 20, 2009 and Dec. 13, 2009) and Dave Smith (Sept. 9, 1961). For the second time in his career, Murray scored a game-winning touchdown inside the final two minutes of the fourth quarter or in overtime (Dec. 22, 2013 against Washington).

- **At Pittsburgh (11/16)**, rushed for 10 yards on eight carries and added five receptions for 37 yards.
- **At Indianapolis (11/26)**, totaled nine yards on 12 carries and added three receptions for 33 yards. With 5:59 remaining in the fourth quarter, he scored the game-winning touchdown on a one-yard run. Later he converted a third-and-five with an eight-yard reception to help the Titans run out the clock.
- **Against Houston (12/3)**, rushed for 66 yards on 11 carries and added two receptions for 13 yards. In the second quarter, he reached the 7,000-yard rushing plateau for his career. He became the eighth active NFL player to reach the mark, joining Frank Gore, Adrian Peterson, Matt Forte, Marshawn Lynch, LeSean McCoy, Jamaal Charles and Jonathan Stewart. In seven NFL seasons, Murray has 1,560 career carries for 7,033 yards and 48 touchdowns. In the third quarter, Murray's 22-yard run was his longest attempt since his 75-yard touchdown run against the Seahawks on Sept. 24.
- **At Arizona (12/10)**, led the team with 34 yards on 11 rushing attempts and added two receptions for 13 yards.
- **At San Francisco (12/17)**, led the team with 59 yards on 18 carries and added a four-yard reception.
- **Against the Los Angeles Rams (12/24)**, led the team with 48 yards on 15 carries and added three receptions for 11 yards before leaving the contest in the fourth quarter with a knee injury. In the third quarter, he scored on a six-yard run.
- **Against Jacksonville (12/31)**, at **Kansas City (1/6)** and at **New England (1/13)**, he was inactive with a knee injury.

Murray's Career Regular Season Rushing and Receiving Statistics (2011-14 with Dallas; 2015 with Philadelphia):

| Year | GP | GS | Att | Yds | Avg | Lg | TD | Rec | Yds | Avg | Lg | TD |
|---------------|-----------|-----------|--------------|--------------|------------|------------|-----------|------------|--------------|------------|-----------|----------|
| 2011 | 13 | 7 | 164 | 897 | 5.5 | 91t | 2 | 26 | 183 | 7.0 | 18 | 0 |
| 2012 | 10 | 10 | 161 | 663 | 4.1 | 48 | 4 | 35 | 251 | 7.2 | 22 | 0 |
| 2013 | 14 | 14 | 217 | 1,121 | 5.2 | 43 | 9 | 53 | 350 | 6.6 | 22 | 1 |
| 2014 | 16 | 16 | 392 | 1,845 | 4.7 | 51 | 13 | 57 | 416 | 7.3 | 34 | 0 |
| 2015 | 15 | 8 | 193 | 702 | 3.6 | 54t | 6 | 44 | 322 | 7.3 | 44 | 1 |
| 2016 | 16 | 16 | 293 | 1,287 | 4.4 | 75t | 9 | 53 | 377 | 7.1 | 35 | 3 |
| 2017 | 15 | 15 | 184 | 659 | 3.6 | 75t | 6 | 39 | 266 | 6.8 | 18 | 1 |
| Totals | 99 | 86 | 1,604 | 7,174 | 4.5 | 91t | 49 | 307 | 2,165 | 7.1 | 44 | 6 |

Murray's Career Postseason Rushing and Receiving Statistics (2011-14 with Dallas; 2015 with Philadelphia):

| Year | GP | GS | Att | Yds | Avg | Lg | TD | Rec | Yds | Avg | Lg | TD |
|---------------|----------|----------|-----------|------------|------------|-----------|----------|----------|-----------|------------|-----------|----------|
| 2014 | 2 | 2 | 44 | 198 | 4.5 | 30 | 2 | 4 | 27 | 6.8 | 13 | 0 |
| 2017 | 0 | 0 | 0 | 0 | - | - | 0 | 0 | 0 | - | - | 0 |
| Totals | 2 | 2 | 44 | 198 | 4.5 | 30 | 2 | 4 | 27 | 6.8 | 13 | 0 |

Murray's Regular Season Single-Game Highs:

Rushing Attempts - 32 at Chicago (12/4/14)
Rushing Yards - 253 vs. St. Louis (10/23/11)
Long Rush - 91t vs. St. Louis (10/23/11)
Rushing Touchdowns - 3 vs. Oakland (11/28/13)
Receptions - 9 at Chicago (12/4/14)
Receiving Yards - 80 vs. Washington (10/27/14)
Long Reception - 44 at Dallas (11/8/15)
Receiving Touchdowns - 2 vs. Minnesota (9/11/16)

Playoff Single-Game Highs:

Rushing Attempts - 25 at Green Bay (1/11/15)
Rushing Yards - 123 at Green Bay (1/11/15)
Long Rush - 30 at Green Bay (1/11/15)
Rushing Touchdowns - 1 (Twice, last at Green Bay 1/11/15)
Receptions - 3 vs. Detroit (1/4/15)
Receiving Yards - 22 vs. Detroit (1/4/15)
Long Reception - 13 vs. Detroit (1/4/15)





2014-2017 RUSHING LEADERS

From 2014 through 2017, **DeMarco Murray** rushed for more yards than all but one player—current Bills running back **LeSean McCoy**.

Most total rushing yards from 2014–2017:

| Player | Att | Yds | Avg | Lg | TD |
|--------------------------|--------------|--------------|-------------|-----------|-----------|
| 1. LeSean McCoy | 1,036 | 4,619 | 4.46 | 75 | 27 |
| 2. DeMarco Murray | 1,062 | 4,493 | 4.23 | 75 | 34 |
| 3. Le'Veon Bell | 985 | 4,476 | 4.54 | 81 | 27 |
| 4. Frank Gore | 1,039 | 4,059 | 3.91 | 52 | 17 |
| 5. Lamar Miller | 916 | 3,932 | 4.29 | 97 | 24 |
| 6. Mark Ingram | 827 | 3,900 | 4.72 | 75 | 33 |
| 7. Jonathan Stewart | 833 | 3,302 | 3.96 | 69 | 24 |
| 8. Todd Gurley | 786 | 3,296 | 4.19 | 71 | 29 |
| 9. Devonta Freeman | 753 | 3,248 | 4.31 | 75 | 30 |
| 10. LeGarrette Blount | 762 | 3,177 | 4.17 | 68 | 31 |

Also from 2014 through 2017, **DeMarco Murray** owned the most 100-yard rushing games in the NFL. His 19 total 100-yard efforts edged LeSean McCoy's 18 100-yard games in that period.

Most 100-yard rushing games from 2014–2017:

| Player | 100-Yard Games |
|--------------------|----------------|
| 1. DeMarco Murray | 19 |
| 2. LeSean McCoy | 18 |
| 3. Le'Veon Bell | 17 |
| 4. Ezekiel Elliott | 12 |
| Jordan Howard | 12 |
| Mark Ingram | 12 |

SCRIMMAGE YARDS LEADERS SINCE 2011

DeMarco Murray is one of six NFL players and four running backs with 9,000 scrimmage yards since his rookie season of 2011. The three players with more scrimmage yards than him since he entered the NFL are Buffalo running back **LeSean McCoy**, New York Jets running back **Matt Forte** and Pittsburgh wide receiver **Antonio Brown**.

Most yards from scrimmage, 2011–2017:

| Player | Rushing Yards | Receiving Yards | Scrimmage Yards |
|--------------------------|---------------|-----------------|-----------------|
| 1. LeSean McCoy | 8,375 | 2,478 | 10,853 |
| 2. Antonio Brown | 119 | 9,743 | 9,862 |
| 3. Matt Forte | 6,560 | 3,177 | 9,737 |
| 4. DeMarco Murray | 7,174 | 2,165 | 9,339 |
| 5. Julio Jones | 109 | 9,054 | 9,163 |
| 6. Frank Gore | 7,612 | 1,389 | 9,001 |
| 7. Demaryius Thomas | 5 | 8,370 | 8,375 |
| 8. A.J. Green | 93 | 8,213 | 8,306 |
| 9. Le'Veon Bell | 5,336 | 2,660 | 7,996 |
| 10. Marshawn Lynch | 6,665 | 1,322 | 7,987 |

2016 RUSHING LEADERS

In 2016, **DeMarco Murray** led the AFC and placed third in the NFL in rushing yards. He gained 1,287 yards on 293 carries and rushed for nine touchdowns.

Most rushing yards in 2016:

| Player | Team | Att | Yds | Avg | Lg | TD |
|--------------------------|------------|------------|--------------|-------------|------------|----------|
| 1. Ezekiel Elliott | Dal | 322 | 1,631 | 5.07 | 60t | 15 |
| 2. Jordan Howard | Chi | 252 | 1,313 | 5.21 | 69 | 6 |
| 3. DeMarco Murray | Ten | 293 | 1,287 | 4.39 | 75t | 9 |
| 4. Jay Ajayi | Mia | 260 | 1,272 | 4.89 | 62t | 8 |
| 5. Le'Veon Bell | Pit | 261 | 1,268 | 4.86 | 44 | 7 |
| 6. LeSean McCoy | Buf | 234 | 1,267 | 5.41 | 75t | 13 |
| 7. David Johnson | Ari | 293 | 1,239 | 4.23 | 58t | 16 |
| 8. LeGarrette Blount | NE | 299 | 1,161 | 3.88 | 44 | 18 |
| 9. Devonta Freeman | Atl | 227 | 1,079 | 4.75 | 75t | 11 |
| 10. Lamar Miller | Hou | 268 | 1,073 | 4.00 | 45 | 5 |

2016 SCRIMMAGE YARDS LEADERS

DeMarco Murray ranked second in the AFC and fourth in the NFL in scrimmage yards in 2016. He had 1,287 rushing yards and 377 receiving yards for a total of 1,664 scrimmage yards.

Murray's 1,664 scrimmage yards ranked eighth in franchise history for a single season.

Most scrimmage yards in 2016:

| Player | Team | Rush Yards | Rec Yards | Scrimmage Yards |
|--------------------------|------------|--------------|------------|-----------------|
| 1. David Johnson | Ari | 1,239 | 879 | 2,118 |
| 2. Ezekiel Elliott | Dal | 1,631 | 363 | 1,994 |
| 3. Le'Veon Bell | Pit | 1,268 | 616 | 1,884 |
| 4. DeMarco Murray | Ten | 1,287 | 377 | 1,664 |
| 5. LeSean McCoy | Buf | 1,267 | 356 | 1,623 |
| 6. Jordan Howard | Chi | 1,313 | 298 | 1,611 |
| 7. Devonta Freeman | Atl | 1,079 | 462 | 1,541 |
| 8. T.Y. Hilton | Ind | 0 | 1,448 | 1,448 |
| 9. Jay Ajayi | Mia | 1,272 | 151 | 1,423 |
| 10. Melvin Gordon | SD | 997 | 419 | 1,416 |

2016 FIRST DOWN LEADERS

DeMarco Murray ranked second in the AFC and fourth in the NFL in total first downs in 2016. He rushed for 64 first downs and added 20 first downs as a receiver. The only players with more than Murray's 84 total first downs were Arizona's **David Johnson** (114), Dallas' **Ezekiel Elliott** (102) and Pittsburgh's **Le'Veon Bell** (100).

Most total first downs in 2016:

| Player | Team | Rushing | Receiving | Total First Downs |
|--------------------------|------------|-----------|-----------|-------------------|
| 1. David Johnson | Ari | 72 | 42 | 114 |
| 2. Ezekiel Elliott | Dal | 91 | 11 | 102 |
| 3. Le'Veon Bell | Pit | 69 | 31 | 100 |
| 4. DeMarco Murray | Ten | 64 | 20 | 84 |
| 5. Devonta Freeman | Atl | 61 | 22 | 83 |
| 6. Melvin Gordon | SD | 61 | 21 | 82 |
| Jordan Howard | Chi | 70 | 12 | 82 |
| 8. Mike Evans, | TB | 0 | 81 | 81 |
| 9. LeSean McCoy | Buf | 55 | 18 | 73 |
| 10. Jay Ajayi | Mia | 60 | 8 | 68 |
| LeGarrette Blount | NE | 67 | 1 | 68 |

2016 TOTAL TOUCHDOWN LEADERS

DeMarco Murray tied for third in the AFC and tied for sixth in the NFL with 12 total touchdowns scored in 2016. He reached the end zone nine times on running plays and three times as a receiver.

Most touchdowns in 2016:

| Player | Team | Total | Rush | Rec | Ret |
|--------------------------|------------|-----------|----------|----------|----------|
| 1. David Johnson | Ari | 20 | 16 | 4 | 0 |
| 2. LeGarrette Blount | NE | 18 | 18 | 0 | 0 |
| 3. Ezekiel Elliott | Dal | 16 | 15 | 1 | 0 |
| 4. LeSean McCoy | Buf | 14 | 13 | 1 | 0 |
| 5. Jordy Nelson | GB | 14 | 0 | 14 | 0 |
| 6. Devonta Freeman | Atl | 13 | 11 | 2 | 0 |
| 7. DeMarco Murray | Ten | 12 | 9 | 3 | 0 |
| Davante Adams | GB | 12 | 0 | 12 | 0 |
| Antonio Brown | Pit | 12 | 0 | 12 | 0 |
| Mike Evans | TB | 12 | 0 | 12 | 0 |
| Melvin Gordon | SD | 12 | 10 | 2 | 0 |
| Tyreek Hill | KC | 12 | 3 | 6 | 3 |
| Latavius Murray | Oak | 12 | 12 | 0 | 0 |

SUCCESS IN FIRST EIGHT GAMES

Through the first half of the 2016 campaign, **DeMarco Murray** ranked second in the NFL with 756 rushing yards, and his eight total touchdowns (six rushing, two receiving) tied for third in the league.

Murray became the sixth player in NFL history with at least 750 rushing yards and eight touchdowns in his first eight games with a team. The others on the list are **Doug Martin** (Tampa Bay, 2012), **Adrian Peterson** (Minnesota, 2007), **Eric Dickerson** (Los Angeles, 1983), **Billy Sims** (Detroit, 1980) and **Beattie Feathers** (Chicago, 1934).

Out of the six players in the group, Murray was the first to accomplish the feat having played for another team first. The others did so in their first NFL seasons.

Players with 750 rushing yards and eight total touchdowns in their first eight games with a team, NFL history (through 2016):

| Player | Team | Season | Rushing Yards | Total TDs |
|-----------------------|------------------|-------------|---------------|-----------|
| DeMarco Murray | Tennessee | 2016 | 756 | 8 |
| Doug Martin | Tampa Bay | 2012 | 794 | 8 |
| Adrian Peterson | Minnesota | 2007 | 1,036 | 9 |
| Eric Dickerson | Los Angeles | 1983 | 995 | 14 |
| Billy Sims | Detroit | 1980 | 859 | 10 |
| Beattie Feathers | Chicago | 1934 | 835 | 8 |

MURRAY JOINS GEORGE AND JOHNSON

In his first year with the Titans, **DeMarco Murray** rushed for 1,287 yards and nine touchdowns on 293 carries and added 377 yards and three touchdowns on 53 receptions.

Murray became the third player in franchise history to total at least 1,200 rushing yards, 50 receptions and 12 touchdowns in a season, joining **Eddie George** (2000) and **Chris Johnson** (2009).

In 2016, the only other NFL players to accomplish the feat were Buffalo's **LeSean McCoy** (1,267 rushing yards, 50 receptions and 14 touchdowns) and Arizona's **David Johnson** (1,239 rushing yards, 80 receptions and 20 touchdowns).

Players in Titans/Oilers history with 1,200 rushing yards, 50 receptions and 12 total touchdowns in a season:

| Player | Season | Rushing Yards | Receptions | Total Touchdowns |
|-----------------------|-------------|---------------|------------|------------------|
| Chris Johnson | 2009 | 2,006 | 50 | 16 |
| Eddie George | 2000 | 1,509 | 50 | 16 |
| DeMarco Murray | 2016 | 1,287 | 53 | 12 |

CONSECUTIVE GAMES WITH RUSHING TD

Titans running back **DeMarco Murray** scored on a 75-yard run against the Green Bay Packers on Nov. 13, 2016. The score gave him five consecutive games with a touchdown run.

Murray became the second player in franchise history to rush for at least one touchdown in five consecutive games. He matched **Earl Campbell's** franchise record, set in 1979.

Most consecutive games with a rushing touchdown, franchise history:

| Player | Season | Consec. Games with a Rushing TD |
|--------------------------|-------------|---------------------------------|
| 1. DeMarco Murray | 2016 | 5 |
| Earl Campbell | 1979 | 5 |
| 3. LenDale White | 2008 | 4 |
| Eddie George | 2000 | 4 |
| Gary Brown | 1993 | 4 |
| Alonzo Highsmith | 1989 | 4 |
| Earl Campbell | 1981 | 4 |

Additionally, Murray became only the second player in franchise history to score a touchdown of any variety in six consecutive games. Wide receiver **Bill Groman** holds the franchise record with eight consecutive games in 1961 with a touchdown.

Most consecutive games with a touchdown, franchise history:

| Player | Season | Consec. Games with a TD |
|--------------------------|-------------|-------------------------|
| 1. Bill Groman | 1961 | 8 |
| 2. DeMarco Murray | 2016 | 6 |
| 3. Kenny Britt | 2010 | 5 |
| Chris Sanders | 1995 | 5 |
| Earl Campbell | 1979 | 5 |
| Hoyle Granger | 1967 | 5 |

MOST 100-YARD RUSHING GAMES IN A SEASON

In 2014, **DeMarco Murray** totaled 12 games with at least 100 rushing yards, becoming only the seventh player since 1960 to accomplish the feat. It included an NFL record of eight consecutive 100-yard rushing games to begin the season, which broke **Jim Brown's** previous record (six).

Most 100-yard rushing games in a season, 1960–2015:

| Player | Team | Season | Games |
|--------------------------|---------------|-------------|-----------|
| 1. Barry Sanders | Detroit | 1997 | 14 |
| 2. DeMarco Murray | Dallas | 2014 | 12 |
| Chris Johnson | Tennessee | 2009 | 12 |
| Jamal Lewis | Baltimore | 2003 | 12 |
| Jamal Anderson | Atlanta | 1998 | 12 |
| Barry Foster | Pittsburgh | 1992 | 12 |
| Eric Dickerson | LA Rams | 1984 | 12 |



MURRAY'S CAREER 100-YARD RUSHING GAMES

DeMarco Murray's career 100-yard rushing games:

| Date | Opp | W/L | Att | Yds | Avg | Lg | TD |
|-------------|--------------------|-----|-----|-----|------|-----|----|
| 10/23/2011 | St. Louis | W | 25 | 253 | 10.1 | 91t | 1 |
| 12/4/2014 | at Chicago | W | 32 | 179 | 5.6 | 40 | 1 |
| 9/22/2013 | St. Louis | W | 26 | 175 | 6.7 | 41 | 1 |
| 9/14/2014 | at Tennessee | W | 29 | 167 | 5.8 | 22 | 1 |
| 9/28/2014 | New Orleans | W | 24 | 149 | 6.2 | 28t | 2 |
| 12/9/2013 | at Chicago | L | 18 | 146 | 8.1 | 21 | 0 |
| 10/27/2014 | Washington | L | 19 | 141 | 7.4 | 51 | 0 |
| 11/6/2011 | Seattle | W | 22 | 139 | 6.3 | 32 | 0 |
| 10/5/2014 | Houston | W | 31 | 136 | 4.4 | 17 | 0 |
| 11/13/2011 | Buffalo | W | 20 | 135 | 6.8 | 25 | 1 |
| 12/15/2013 | Green Bay | L | 18 | 134 | 7.4 | 41 | 1 |
| 9/5/2012 | at New York Giants | W | 20 | 131 | 6.6 | 48 | 0 |
| 10/19/2014 | New York Giants | W | 28 | 128 | 4.6 | 21 | 1 |
| 11/13/2016 | Green Bay | W | 17 | 123 | 7.2 | 75t | 1 |
| 10/27/2016 | Jacksonville | W | 21 | 123 | 5.9 | 22 | 1 |
| 1/11/2015 * | at Green Bay | L | 25 | 123 | 4.9 | 30 | 1 |
| 10/9/2016 | at Miami | W | 27 | 121 | 4.5 | 14 | 0 |
| 11/23/2014 | at New York Giants | W | 24 | 121 | 5.0 | 18 | 0 |
| 9/7/2014 | San Francisco | L | 22 | 118 | 5.4 | 15 | 1 |
| 9/24/2017 | Seattle | W | 14 | 115 | 8.2 | 75t | 1 |
| 10/12/2014 | at Seattle | W | 28 | 115 | 4.1 | 25 | 1 |
| 9/25/2016 | Oakland | L | 16 | 114 | 7.1 | 36 | 1 |
| 10/19/2015 | New York Giants | W | 21 | 112 | 5.3 | 21 | 1 |
| 10/23/2016 | Indianapolis | L | 25 | 107 | 4.3 | 14 | 1 |
| 9/21/2014 | at St. Louis | W | 24 | 100 | 4.2 | 44 | 1 |
| 11/9/2014 | at Jacksonville | W | 19 | 100 | 5.3 | 23 | 0 |
| 12/28/2014 | at Washington | W | 20 | 100 | 5.0 | 32 | 1 |

* Playoff game

RUSHING, PASSING, RECEIVING TOUCHDOWNS

Titans running back **DeMarco Murray** completed his first career touchdown pass on Nov. 13, 2016 against Green Bay on his first career attempt.

Having already rushed for multiple touchdowns and caught multiple touchdown passes, Murray became one of only six players with at least one touchdown rushing, passing and receiving in a single season. The most recent Titans player to accomplish the feat prior to Murray was **Marcus Mariota** in 2015.

Before Mariota, the Titans/Oilers players with a rushing, passing and receiving touchdown in a season were running backs **Dave Smith** (1960), **Billy Cannon** (1962), **Sid Blanks** (1964) and **Ronnie Coleman** (1977).

Players in Titans/Oilers history with a rushing touchdown, passing touchdown and receiving touchdown in the same season:

| Player (Position) | Season | Rush TD | Pass TD | Rec TD |
|---------------------|--------|---------|---------|--------|
| DeMarco Murray (RB) | 2016 | 9 | 1 | 3 |
| Marcus Mariota (QB) | 2015 | 2 | 19 | 1 |
| Ronnie Coleman (RB) | 1977 | 5 | 1 | 1 |
| Sid Blanks (RB) | 1964 | 6 | 1 | 6 |
| Billy Cannon (RB) | 1962 | 7 | 1 | 6 |
| Dave Smith (RB) | 1960 | 5 | 1 | 2 |

2014 NFL LEADERS

As a member of the Dallas Cowboys in 2014, **DeMarco Murray** finished first in the NFL in rushing yards (1,845), scrimmage yards (2,261) and rushing touchdowns (13, tied).

Most rushing yards, 2014:

| Player | Team | Rushing Yards |
|-------------------|--------------|---------------|
| 1. DeMarco Murray | Dallas | 1,845 |
| 2. Le'Veon Bell | Pittsburgh | 1,361 |
| 3. LeSean McCoy | Philadelphia | 1,319 |
| 4. Marshawn Lynch | Seattle | 1,306 |
| 5. Justin Forsett | Baltimore | 1,266 |

Most scrimmage yards, 2014:

| Player | Team | Scrimmage Yards |
|-------------------|------------|-----------------|
| 1. DeMarco Murray | Dallas | 2,261 |
| 2. Le'Veon Bell | Pittsburgh | 2,215 |
| 3. Matt Forte | Chicago | 1,846 |
| 4. Antonio Brown | Pittsburgh | 1,711 |
| 5. Marshawn Lynch | Seattle | 1,673 |

Most rushing touchdowns, 2014:

| Player | Team | Rushing Touchdowns |
|-------------------|---------|--------------------|
| 1. DeMarco Murray | Dallas | 13 |
| Marshawn Lynch | Seattle | 13 |

MORE TITANS RUNNING BACKS

32 - RB DAVID FLUELLEN (5-11, 224, 1st Year, Toledo)

➤ **David Fluellen** spent Weeks 10-14 of the 2016 season on the 53-man roster and the rest of the campaign on the practice squad. He was inactive for the three games he spent on the active roster (11/20, 11/27 and 12/11).

➤ The 5-foot-11 inch, 224-pounder was originally signed by the Philadelphia Eagles as a rookie free agent in 2014. Before spending the 2015 season on the Titans' practice squad, Fluellen also spent time with the Indianapolis Colts.

➤ A native of Lockport, N.Y., Fluellen finished his collegiate career fourth on Toledo's all-time rushing list with 3,336 yards.

2017 Highlights:

➤ In 2017, Fluellen appeared in all 16 games during the regular season. Appearing primarily on special teams, he registered nine special teams tackles and added four carries for 21 yards. He played in both postseason games, contributing one special teams tackle.

➤ **Against Oakland (9/10)**, made his NFL regular season debut on special teams.

➤ **At Jacksonville (9/17)**, recorded his first NFL carries, rushing for 18 yards on three attempts in the fourth quarter.

28 - RB KHALFANI MUHAMMAD (5-7, 174, Rookie, California)

➤ **Khalfani Muhammad** was selected by the Titans in the seventh round (241st overall) of the 2017 NFL Draft. He spent the first 16 weeks of his rookie season on the practice squad before he was signed to the 53-man roster on Dec. 29. He did not see game action during the regular season or the postseason.

➤ The 5-foot-7 inch, 174-pounder appeared in 45 games over four seasons at California. Muhammad ranks second on the school's all-time list in kick returns with 87 and kick return yards with 1,931. His 4,575 career all-purpose yards are third (one more than fourth-place Marshawn Lynch's 4,574 yards).

➤ The Inglewood, Calif., native also rushed for 2,073 career yards on 359 carries while racking up 14 total touchdowns at California.



TITANS TIGHT ENDS

| No. | Name | Ht | Wt | Exp | College |
|-----|-------------------|-----|-----|-----|-----------------------|
| 81 | Smith, Jonnu | 6-3 | 248 | R | Florida International |
| 88 | Stocker, Luke | 6-5 | 253 | 7 | Tennessee |
| 89 | Supernaw, Phillip | 6-5 | 255 | 4 | Ouachita Baptist |
| 82 | Walker, Delanie | 6-2 | 248 | 12 | Central Missouri |

#81 • TE JONNU SMITH

[CLICK FOR COMPLETE BIO \(PDF\)](#)

Tight end **Jonnu Smith** (6-3, 248) was a rookie in 2017. He was selected by the Titans in the third round (100th overall) of the 2017 NFL Draft.

During the 2017 regular season, Smith was one of three rookie tight ends to appear in all 16 games (**Gerald Everett** and **David Njoku**) and one of two rookie tight ends with at least 13 starts (**O.J. Howard**). He caught 18 passes for 157 yards and two touchdowns, ranking fifth among all rookie tight end in receptions. He also caught three passes for 19 yards in two postseason games.

Smith concluded his four-year career at Florida International University's all-time leader among tight ends in receptions and receiving yards, totaling 178 receptions for 2,001 yards and 18 touchdowns. On the school's all-time receiving list, regardless of position, Smith finished fourth in receptions, fifth in receiving yards and third in receiving touchdowns.

Smith finished his career registering at least one reception in every game he played. The 43-game streak was the second-longest streak of its kind in school annals.

During his senior campaign, he started 11 games and earned second-team All-Conference USA honors. He registered 42 receptions for 506 yards and four touchdowns.

As a sophomore (2014), led all college tight ends with 61 receptions, 710 receiving yards and eight touchdown catches.

Smith is a native of Philadelphia, Pa.

2017 Highlights:

- **Against Oakland (9/10)**, started in his NFL regular season debut.
- **At Jacksonville (9/17)**, recorded his first career touchdown, taking a screen pass from Marcus Mariota and going 32 yards to the end zone in the fourth quarter. Earlier in the contest, he recorded his first NFL reception for a two-yard loss.



- **Against Seattle (9/24)**, recorded his second touchdown in as many weeks. Marcus Mariota found him for a 24-yard touchdown connection in the third quarter, giving him two touchdowns in his first three career catches.
- **At Miami (10/8)**, recorded a team-high five receptions for 21 yards.
- **Against Indianapolis (10/16)**, caught one pass for 10 yards.
- **At Cleveland (10/22)**, posted two receptions for 22 yards.
- **Against Cincinnati (11/12)**, totaled 20 yards on two receptions.
- **At San Francisco (12/17)**, caught one pass for five yards.
- **Against the Los Angeles Rams (12/24)**, caught one pass for 13 yards.
- **Against Jacksonville (12/31)**, totaled 12 yards on three receptions.
- **At Kansas City (1/6)**, posted two receptions for 15 yards in his NFL playoff debut. He converted a key third down with a 10-yard catch during the Titans' game-winning touchdown drive.
- **At New England (1/13)**, caught one pass for four yards.

Smith's 2017/Career Regular Season Statistics:

| Year | GP | GS | Rec | Yds | Avg | Lg | TD |
|------|----|----|-----|-----|-----|-----|----|
| 2017 | 16 | 13 | 18 | 157 | 8.7 | 32t | 2 |

Smith's 2017/Career Postseason Statistics:

| Year | GP | GS | Rec | Yds | Avg | Lg | TD |
|------|----|----|-----|-----|-----|----|----|
| 2017 | 2 | 1 | 3 | 19 | 6.3 | 10 | 0 |

Smith's College Statistics:

| Year | Team | GP | GS | Rec | Yds | Avg | Lg | TD |
|---------------|---------------|-----------|-----------|------------|--------------|-------------|------------|-----------|
| 2013 | Florida Int'l | 12 | 12 | 39 | 388 | 9.9 | 38t | 2 |
| 2014 | Florida Int'l | 12 | 12 | 61 | 710 | 11.6 | 75t | 8 |
| 2015 | Florida Int'l | 8 | 8 | 36 | 397 | 11.0 | 65t | 4 |
| 2016 | Florida Int'l | 11 | 11 | 42 | 506 | 12.0 | 40 | 4 |
| Career | | 43 | 43 | 178 | 2,001 | 11.2 | 75t | 18 |

Smith's NFL Regular Season Single-Game Highs:

Receptions - 5 at Miami (10/8/17)
Receiving Yards - 30 at Jacksonville (9/17/17)
Long Reception - 32t at Jacksonville (9/17/17)
Touchdowns - 1 (twice, last vs. Seattle, 9/24/17)

Smith's NFL Playoff Single-Game Highs:

Receptions - 2 at Kansas City (1/6/18)
Receiving Yards - 15 at Kansas City (1/6/18)
Long Reception - 10 at Kansas City (1/6/18)

STARTS BY ROOKIE TIGHT ENDS

In 2017, **Jonnu Smith** started 13 games as a rookie. Since 2000, he became only the fifth NFL rookie tight end drafted in the third round or later to record at least 13 starts, joining **Randy McMichael** (16 starts in 2002), **Dwayne Allen** (16 in 2012), **Tony Moeaki** (15 in 2010) and **Eric Johnson** (14 in 2001).

Most starts by a rookie tight end drafted in the third round or later, 2000–2017:

| Rookie TE | Team | Season | Draft Round | Starts |
|-----------------------|------------------|-------------|------------------|-----------|
| 1. Randy McMichael | Miami | 2002 | 4th Round | 16 |
| Dwayne Allen | Indianapolis | 2012 | 3rd Round | 16 |
| 3. Tony Moeaki | Kansas City | 2010 | 3rd Round | 15 |
| 4. Eric Johnson | San Francisco | 2001 | 7th Round | 14 |
| 5. Jonnu Smith | Tennessee | 2017 | 3rd Round | 13 |
| 6. Shawn Nelson | Buffalo | 2009 | 4th Round | 12 |
| Owen Daniels | Houston | 2006 | 4th Round | 12 |
| 8. Casey Fitzsimmons | Detroit | 2003 | Undrafted | 11 |
| Antonio Gates | San Diego | 2003 | Undrafted | 11 |
| 10. Alex Smith | Tampa Bay | 2005 | 3rd Round | 10 |
| Matt Schobel | Cincinnati | 2002 | 3rd Round | 10 |



#89 • TE PHILLIP SUPERNAW

[CLICK FOR COMPLETE BIO \(PDF\)](#)

Tight end **Phillip Supernaw** (6-5, 255) completed his third season with the Titans in 2017. He entered the NFL as a rookie free agent with the Houston Texans in 2012.

Supernaw played in all 16 games for the second time in his career in 2017 and set a career high with three starts. He contributed four receptions for 39 yards in addition to his role as a blocking tight end and core special teams player. He also played in both postseason contests.

In 2016, Supernaw played in 15 games with two starts and collected career-highs with four receptions and 62 receiving yards.

In 2015, his first season in Tennessee, Supernaw played in all 16 games for the first time in his career. He became a core member of the special teams unit and ranked second on the Titans with 14 special teams tackles.

The Katy, Texas, native and Ouachita Baptist product and spent parts of his first two seasons with the Texans before splitting time with the Baltimore Ravens and Kansas City Chiefs during the 2014 campaign.

2017 Highlights:

- **Against Seattle (9/24)**, caught one pass for three yards.
- **At Miami (10/8)**, scored his first career touchdown in the third quarter on an 11-yard pass from Matt Cassel. He tied his career high with two receptions in the game and had 16 total receiving yards. He added two special teams tackles.
- **Against Houston (12/3)**, recorded a 20-yard catch in the first quarter.
- **Against Jacksonville (12/31)**, recorded his first career fumble recovery in the second quarter on a muffed punt return by Jaydon Mickens.
- **At Kansas City (1/6)**, made his NFL playoff debut.

Supernaw's Career Regular Season Statistics:

| Year | Team | GP | GS | Rec | Yds | Avg | Lg | TD |
|---------------|--------|-----------|----------|-----------|----------------|-------------|-----------|----------|
| 2012 | Hou | 0 | 0 | | Practice Squad | | | |
| 2013 | Hou | 1 | 0 | 0 | 0 | - | - | 0 |
| 2014 | Bal/KC | 8 | 1 | 3 | 30 | 10.0 | 29 | 0 |
| 2015 | Ten | 16 | 1 | 3 | 32 | 10.7 | 16 | 0 |
| 2016 | Ten | 15 | 2 | 4 | 62 | 15.5 | 30 | 0 |
| 2017 | Ten | 16 | 3 | 4 | 39 | 9.8 | 20 | 1 |
| Totals | | 56 | 7 | 14 | 163 | 11.6 | 30 | 1 |

Supernaw's 2017/Career Postseason Statistics:

| Year | Team | GP | GS | Rec | Yds | Avg | Lg | TD |
|------|------|----|----|-----|-----|-----|----|----|
| 2017 | Ten | 2 | 0 | 0 | 0 | - | - | 0 |

Supernaw's Regular Season Single-Game Highs:

Receptions - 2 (Three times, last at Miami, 10/8/17)

Receiving Yards - 30 vs. Jacksonville (10/27/16)

Receiving Touchdowns - 1 at Miami (10/8/17)

Long Reception - 30 vs. Jacksonville (10/27/16)



#82 • TE DELANIE WALKER

[CLICK FOR COMPLETE BIO \(PDF\)](#)

Tight end **Delanie Walker** (6-0, 248) completed his 12th NFL season and his fifth campaign with the Titans in 2017. He was signed as an unrestricted free agent on March 14, 2013 after spending the first seven years of his career with the San Francisco 49ers.

In Walker's time with the Titans, he has put his name among the top players in franchise history at his position. From 2013–2017, he totaled 356 receptions for 4,156 yards and 26 touchdowns. All three numbers put him second in club history behind only **Frank Wycheck** (482 receptions for 4,958 yards and 27 touchdowns). In the same five seasons, no NFL tight end totaled more receptions than Walker.

Walker posted at least 60 receptions in each of his first five seasons in Tennessee. Prior to his arrival, Wycheck was the only Titans/Oilers tight end to reach the plateau in a single campaign. Walker also recorded the top four single-season receiving yardage totals in franchise history among tight ends from 2014–2017.

In 2017, Walker was named to his third consecutive Pro Bowl after leading the club with 74 receptions and 807 receiving yards. His three touchdown catches ranked second on the squad. Among all NFL tight ends, his reception total tied for third place, and his yardage total ranked fourth.

In 2016, Walker tied for the team lead with 65 catches for 800 yards and a career-high seven touchdowns, and he was named to his second consecutive Pro Bowl. He ranked sixth in receiving yards among NFL tight ends, and he was second in the AFC behind only Kansas City's **Travis Kelce**. Also among tight ends, his reception total tied for eighth in the NFL, and his touchdown total tied for third.

In 2015, Walker set new team records among tight ends with 94 receptions and 1,088 receiving yards. He broke his own receiving yardage record (890 in 2014) and Wycheck's reception record (70 in 1998 and 2000) for franchise tight ends. On the team's all-time single-season receptions list, regardless of position, Walker tied wide receiver **Kendall Wright** (94 receptions in 2013) for the fifth-highest total. Walker's 94 receptions tied **Jason Witten** (94 catches in 2009 and 2010) for the 10th–highest total in NFL history by a tight end.

In 2014, Walker's team-leading 890 receiving yards set a then-career high and set a new standard among Titans/Oilers tight ends, eclipsing Wycheck's 768 receiving yards in 1998. Walker's 63 receptions in 2014 at the time also led the team, set a career high, and tied for fourth in team annals.

Appearing in 15 games with 11 starts in 2013, he totaled 60 receptions for 571 yards and six touchdowns. He set then-career highs in all three categories. Also, he became the only tight end in franchise history other than Wycheck to reach 60 receptions in a single season. Wycheck accomplished the feat five times from 1997 through 2001, including 70 receptions in both 1998 and 2000 to establish the record for Titans/Oilers tight ends. Walker's six touchdown receptions tied for fourth place in franchise history among tight ends and were the most since Wycheck's six in 1996.

Prior to his arrival in Tennessee, the former sixth-round pick appeared in 99 career regular-season games with the 49ers (40 starts) and totaled 123 receptions for 1,465 yards (11.9 avg.) and eight touchdowns. A regular contributor on special teams, Walker posted 61 special teams tackles as well as 31 kickoff returns for 528 yards during his time in San Francisco.

In 2012, Walker played an integral role in the 49ers' second consecutive playoff season, as he teamed with Vernon Davis to form one of the NFL's top tight-end duos. He saw action in all 16 regular-season games (four starts) and set a career high with 344 yards and three touchdowns (matched career high) on 21 receptions. His average of 16.4 yards per catch was the highest among all NFL tight ends with 20 or more catches.

During the 2012 playoffs, he appeared in all three games and started in Super Bowl XLVII. In the Super Bowl, he recorded three receptions for 48 yards.

Walker was a sixth-round pick in the 2006 NFL Draft. As a rookie, he appeared in only seven games with one start. Then, in 2007, he played in all 16 contests and set a career high with 10 starts. It began a string of six seasons (2007–12) during which he missed a total of four games. In 2010, he set his career high with 29 receptions.

A native of Pomona, Calif., Walker spent two seasons (2002–03) at Mt. San Antonio (Calif.) Community College before joining the University of Central Missouri Mules for his final two collegiate campaigns (2004–05). As





a wide receiver at Central Missouri, he caught 113 passes for 1,347 yards in 20 games. The 49ers selected him with the 175th overall pick in the 2006 NFL Draft.

2017 Highlights:

- **Against Oakland (9/10)**, led the Titans with seven receptions and 76 receiving yards. Both totals were the best of Walker's career in a Week 1 performance.
- **At Jacksonville (9/17)**, from Jacksonville's one-yard line in the third quarter, he took a handoff from quarterback Marcus Mariota and scored his first career rushing touchdown. He also paced the club as a receiver with four catches for 61 yards.
- **Against Seattle (9/24)**, posted 31 yards on three receptions.
- **At Houston (10/1)**, tied for the team lead with three receptions and led the team with 51 receiving yards. On a 21-yard reception in the second quarter, he reached the 5,000-yard career receiving mark. He became the eighth active NFL tight end to accomplish the feat, joining Jason Witten, Antonio Gates, Greg Olsen, Vernon Davis, Jimmy Graham, Rob Gronkowski and Benjamin Watson. He also became the 10th player in franchise history to reach 300 receptions with the team and the first since Nate Washington in 2014. Only one other tight end—Frank Wycheck (482)—reached 300 catches with the organization.
- **At Miami (10/8)**, caught three passes for 25 yards.
- **Against Indianapolis (10/16)**, totaled four receptions for 17 yards.
- **At Cleveland (10/22)**, led the team with seven receptions and 63 receiving yards. With his first reception of the game, he moved into sole possession of ninth place on the team's all-time receptions list, passing former Titans wide receiver Nate Washington (307).
- **Against Baltimore (11/5)**, led the team with five receptions and 71 receiving yards. He provided a crucial 25-yard catch during the team's touchdown drive in the fourth quarter.
- **Against Cincinnati (11/12)**, led the team with six catches and 63 receiving yards. He totaled two receptions for 28 yards during the game-winning drive in the fourth quarter. On his fourth catch of the day, he recorded his 323rd reception as a member of the Titans, passing former Oilers wide receiver Curtis Duncan (322) for eighth place on the franchise's all-time receptions list.
- **At Pittsburgh (11/16)**, led the team with six receptions and had a season-high 92 receiving yards. In the third quarter, he caught a 42-yard pass from Marcus Mariota to record his longest reception of the season.
- **At Indianapolis (11/26)**, led the team with 63 yards and tied for the team lead with four receptions. On his first reception of the game, a 14-yarder, he became the sixth player in franchise history to record 50 receptions in at least five different seasons and only the fifth to do so in five consecutive seasons (Ernest Givins, Frank Wycheck, Haywood Jeffires and Derrick Mason). He passed former Oilers wide receiver Curtis Duncan (3,935 receiving yards) for 10th place on the franchise's all-time receiving yards list. Walker has 3,962 receiving yards since joining the Titans in 2013. In the first quarter, he caught a 37-yard pass for his second-longest catch of 2017. In the third quarter, he caught a two-yard touchdown pass from Marcus Mariota for his first touchdown catch of 2017.
- **Against Houston (12/3)**, led the team with five receptions for 63 yards and one touchdown. He became the 10th player in franchise history and the second tight end in franchise history to reach 4,000 career receiving yards with the club. With his 72nd consecutive game as a member of the Titans with at least one catch, he moved ahead of Nate Washington (71

consecutive games) for the fifth-longest streak in franchise history. Walker notched his third overall touchdown of 2017 (one rushing and two receiving) and his 33rd career touchdown reception. Late in the third quarter, he scored on a 24-yard pass from Marcus Mariota, registering his 25th touchdown reception in a Titans uniform. In doing so, he tied former Titans wide receiver Drew Bennett (25) for the 10th place on the franchise's all-time list for career touchdown receptions.

➤ **At Arizona (12/10)**, recorded a team-high five receptions for 42 yards. On an 11-yard catch in the first quarter, he passed former wide receiver Drew Bennett (4,033 career receiving yards) for ninth place on the team's all-time receiving yards list. He reached 60 receptions for the fifth consecutive season, becoming only the fourth player and second tight end in franchise history to accomplish the feat. Walker joined tight end Frank Wycheck (five consecutive seasons) and wide receivers Haywood Jeffires (six) and Derrick Mason (five) as the team's only players to do so.

➤ **At San Francisco (12/17)**, caught five passes for 37 yards and one touchdown in his first game in San Francisco since leaving as a free agent in 2013. Late in the second quarter, he scored on a four-yard pass from Marcus Mariota. It was his 26th touchdown catch as a member of the Titans, which surpassed former wide receiver Drew Bennett's career total (25) for 10th place on the franchise's all-time touchdown receptions list.

➤ **Against the Los Angeles Rams (12/24)**, caught three passes for 33 yards.

➤ **Against Jacksonville (12/31)**, recorded 19 yards on three receptions in his 175th career game. On a nine-yard catch in the third quarter, he reached the 800-yard receiving mark for the fourth consecutive season and finished the season with 807 yards. No other tight end in franchise history has a single 800-yard receiving season. He finished the regular season with 74 receptions and 807 receiving yards. Among all NFL tight ends, he tied for third in receptions (83 by Travis Kelce, 80 by Jack Doyle and 74 by Zach Ertz) and ranked fourth in receiving yards (1,084 by Rob Gronkowski, 1,038 by Kelce and 824 by Ertz).

➤ **At Kansas City (1/6)**, set career postseason highs and led the Titans with six receptions for 74 yards. During the game-winning drive, he converted a third down with a nine-yard catch.

➤ **At New England (1/13)**, posted three receptions for 49 yards, including a 36-yard catch during a touchdown drive in the first quarter.

➤ **In the Pro Bowl (1/28)**, won Offensive MVP honors after catching four passes for 29 yards and two touchdowns. He recorded a four-yard touchdown reception from Alex Smith in the third quarter and the game-winning, 18-yard touchdown reception from Derek Carr with 1:31 remaining in the fourth quarter. His performance gave him four touchdowns in three career Pro Bowl appearances.

Walker's Career Regular Season Statistics:

| Year | Team | GP | GS | Rec | Yds | Avg | Lg | TD |
|---------------|------|------------|-----------|------------|--------------|-------------|-----------|-----------|
| 2006 | SF | 7 | 1 | 2 | 30 | 15.0 | 29 | 0 |
| 2007 | SF | 16 | 10 | 21 | 174 | 8.3 | 26 | 1 |
| 2008 | SF | 15 | 2 | 10 | 155 | 15.5 | 53 | 1 |
| 2009 | SF | 16 | 8 | 21 | 233 | 11.1 | 39 | 0 |
| 2010 | SF | 14 | 8 | 29 | 331 | 11.4 | 38 | 0 |
| 2011 | SF | 15 | 7 | 19 | 198 | 10.4 | 29t | 3 |
| 2012 | SF | 16 | 4 | 21 | 344 | 16.4 | 45 | 3 |
| 2013 | Ten | 15 | 11 | 60 | 571 | 9.5 | 33 | 6 |
| 2014 | Ten | 15 | 14 | 63 | 890 | 14.1 | 68 | 4 |
| 2015 | Ten | 15 | 10 | 94 | 1,088 | 11.6 | 61t | 6 |
| 2016 | Ten | 15 | 10 | 65 | 800 | 12.3 | 47 | 7 |
| 2017 | Ten | 16 | 11 | 74 | 807 | 10.9 | 42 | 3 |
| Totals | | 175 | 95 | 479 | 5,621 | 11.7 | 68 | 34 |

Walker's Career Postseason Statistics:

| Year | Team | GP | GS | Rec | Yds | Avg | Lg | TD |
|---------------|------|----------|----------|-----------|------------|-------------|-----------|----------|
| 2011 | SF | 1 | 1 | 2 | 36 | 18.0 | 29 | 0 |
| 2012 | SF | 3 | 1 | 5 | 85 | 17.0 | 28 | 0 |
| 2017 | Ten | 2 | 2 | 9 | 123 | 13.7 | 36 | 0 |
| Totals | | 6 | 4 | 16 | 244 | 15.3 | 36 | 0 |

Walker's Regular Season Single-Game Highs:

Receptions - 10 (Twice, last vs. Dallas 9/14/14)
Receiving Yards - 155 at Philadelphia (11/23/14)
Long Reception - 68 at Philadelphia (11/23/14)
Touchdowns - 2 (Twice, last at New England 12/20/15)

Walker's Playoff Single-Game Highs:

Receptions - 6 at Kansas City (1/6/18)
Receiving Yards - 74 at Kansas City (1/6/18)
Long Reception - 36 at New England (1/13/18)

TIGHT ENDS IN 2017

In 2017, **Delanie Walker** led the Titans with 74 receptions and 807 receiving yards. Among all tight ends, his reception total was eclipsed by only that of **Travis Kelce** (83) and **Jack Doyle** (80), and his yardage total ranked fourth behind **Rob Gronkowski** (1,084), Kelce (1,038) and **Zach Ertz** (824).

Most receptions by tight ends in 2017:

| Tight End | Team | Receptions |
|--------------------------|------------------|------------|
| 1. Travis Kelce | Kansas City | 83 |
| 2. Jack Doyle | Indianapolis | 80 |
| 3. Delanie Walker | Tennessee | 74 |
| Zach Ertz | Philadelphia | 74 |
| 5. Rob Gronkowski | New England | 69 |
| 6. Evan Engram | NY Giants | 64 |
| 7. Jason Witten | Dallas | 63 |
| 8. Benjamin Watson | Baltimore | 61 |
| 9. Jimmy Graham | Seattle | 57 |
| Kyle Rudolph | Minnesota | 57 |

Most receiving yards by tight ends in 2017:

| Tight End | Team | Receiving Yards |
|--------------------------|------------------|-----------------|
| 1. Rob Gronkowski | New England | 1,084 |
| 2. Travis Kelce | Kansas City | 1,038 |
| 3. Zach Ertz | Philadelphia | 824 |
| 4. Delanie Walker | Tennessee | 807 |
| 5. Evan Engram | NY Giants | 722 |
| 6. Jack Doyle | Indianapolis | 690 |
| 7. Jared Cook | Oakland | 688 |
| 8. Vernon Davis | Washington | 648 |
| 9. Cameron Brate | Tampa Bay | 591 |
| 10. Hunter Henry | LA Chargers | 579 |

CAREER CATCHES BY FRANCHISE TIGHT ENDS

On Nov. 13, 2016, **Delanie Walker** moved into second place on the team's all-time receptions list among tight ends.

Walker, who was signed as an unrestricted free agent in 2013, trails only former tight end **Frank Wycheck** (482) on the club's tight ends list.

Most career receptions by a tight end in franchise history:

| Player | Seasons | Rec | Yds | Avg | Lg | TD |
|--------------------------|------------------|------------|--------------|-------------|-----------|-----------|
| 1. Frank Wycheck | 1995-2003 | 482 | 4,958 | 10.3 | 42 | 27 |
| 2. Delanie Walker | 2013-2017 | 356 | 4,156 | 11.7 | 68 | 26 |
| 3. Bo Scaife | 2005-2010 | 251 | 2,383 | 9.5 | 44 | 12 |
| 4. Alvin Reed | 1967-1972 | 199 | 2,818 | 14.2 | 60 | 11 |
| 5. Erron Kinney | 2000-2005 | 178 | 1,750 | 9.8 | 31 | 10 |
| 6. Willard Dewveall | 1961-1964 | 141 | 2,080 | 14.8 | 98t | 19 |
| 7. Mike Barber | 1976-1981 | 140 | 1,886 | 13.5 | 79t | 13 |
| 8. Jared Cook | 2009-2012 | 131 | 1,717 | 13.1 | 80t | 8 |
| 9. Bob McLeod | 1961-1966 | 126 | 1,926 | 15.3 | 55 | 19 |
| 10. Jamie Williams | 1984-1988 | 121 | 1,420 | 11.7 | 33 | 8 |

FRANCHISE RECEIVING LIST

Among all players in franchise history, tight end **Delanie Walker** ranks eighth in career receptions. He passed **Nate Washington** (307 receptions) and **Curtis Duncan** (322 receptions) in 2017.

Most career receptions in franchise history:

| Player (Position) | Seasons | Rec | Yds | Avg | Lg | TD |
|-------------------------------|------------------|------------|--------------|-------------|-----------|-----------|
| 1. Ernest Givins (WR) | 1986-1994 | 542 | 7,935 | 14.6 | 83t | 46 |
| 2. Haywood Jeffires (WR) | 1987-1995 | 515 | 6,119 | 11.9 | 87t | 47 |
| 3. Frank Wycheck (TE) | 1995-2003 | 482 | 4,958 | 10.3 | 42 | 27 |
| 4. Drew Hill (WR) | 1985-1991 | 480 | 7,477 | 15.6 | 81t | 47 |
| 5. Derrick Mason (WR) | 1997-2004 | 453 | 6,114 | 13.5 | 71t | 37 |
| 6. Charlie Hennigan (WR) | 1960-1966 | 410 | 6,823 | 16.6 | 80 | 51 |
| 7. Ken Burroughs (WR) | 1971-1981 | 408 | 6,906 | 16.9 | 85t | 47 |
| 8. Delanie Walker (TE) | 2013-2017 | 356 | 4,156 | 11.7 | 68 | 26 |
| 9. Curtis Duncan (WR) | 1987-1993 | 322 | 3,935 | 12.2 | 72 | 20 |
| 10. Nate Washington (WR) | 2009-2014 | 307 | 4,591 | 15.0 | 80t | 28 |

CAREER REC. YARDS BY ACTIVE TIGHT ENDS

At Houston on Oct. 1, 2017, **Delanie Walker** became the eighth active NFL tight end to reach 5,000 career receiving yards. He joined **Jason Witten**, **Antonio Gates**, **Greg Olsen**, **Vernon Davis**, **Jimmy Graham**, **Rob Gronkowski** and **Benjamin Watson**.

Most career receiving yards among active NFL tight ends:

| Tight End | Receptions | Yards |
|--------------------------|------------|--------------|
| 1. Jason Witten | 1,152 | 12,448 |
| 2. Antonio Gates | 927 | 11,508 |
| 3. Greg Olsen | 639 | 7,556 |
| 4. Rob Gronkowski | 474 | 7,179 |
| 5. Vernon Davis | 548 | 7,072 |
| 6. Jimmy Graham | 556 | 6,800 |
| 7. Delanie Walker | 479 | 5,621 |
| 8. Benjamin Watson | 495 | 5,485 |
| 9. Brent Celek | 398 | 4,998 |
| 10. Martellus Bennett | 433 | 4,573 |

50-CATCH SEASONS, FRANCHISE HISTORY

Delanie Walker recorded his fifth consecutive campaign with at least 50 catches in 2017. He became the sixth player in franchise history to record 50 receptions in at least five different seasons. Only four previous Oilers/Titans did so in five consecutive seasons.

Walker joined the Titans as a free agent in 2013. Since then, he has posted season totals of 60 (2013), 63 (2014), 94 (2015) and 65 (2016) receptions.

Most consecutive seasons with 50 or more receptions, franchise history:

| Player (Pos) | Years | Consecutive Seasons |
|-------------------------------|------------------|---------------------|
| 1. Ernest Givins (WR) | 1986-1993 | 8 |
| 2. Frank Wycheck (TE) | 1996-2001 | 6 |
| Haywood Jeffires (WR) | 1990-1995 | 6 |
| 4. Delanie Walker (TE) | 2013-2017 | 5 |
| Derrick Mason (WR) | 2000-2004 | 5 |
| 6. Charlie Hennigan (WR) | 1961-1964 | 4 |

Most total seasons with 50 or more receptions, franchise history:

| Player (Pos) | Years | Total Seasons |
|-------------------------------|----------------------|---------------|
| 1. Ernest Givins (WR) | 1986-1993 | 8 |
| 2. Frank Wycheck (TE) | 1996-2001 | 6 |
| Haywood Jeffires (WR) | 1990-1995 | 6 |
| Drew Hill (WR) | 1985-1986; 1988-1991 | 6 |
| 5. Delanie Walker (TE) | 2013-2017 | 5 |
| Derrick Mason (WR) | 2000-2004 | 5 |
| 7. Charlie Hennigan (WR) | 1961-1964 | 4 |



TIGHT END RECEPTIONS, 2013-17

Delanie Walker joined the Titans in 2013 as an unrestricted free agent from the San Francisco 49ers. Since that time, no NFL tight end has more receptions than Walker.

Most receptions among tight ends, 2013–2017:

| Tight End | Receptions | Rec Yards |
|--------------------------|------------|--------------|
| 1. Delanie Walker | 356 | 4,156 |
| 2. Jason Witten | 346 | 3,500 |
| 3. Jimmy Graham | 341 | 4,152 |
| 4. Greg Olsen | 331 | 4,192 |
| 5. Zach Ertz | 321 | 3,664 |
| 6. Travis Kelce | 307 | 3,900 |
| 7. Martellus Bennett | 293 | 3,101 |
| 8. Rob Gronkowski | 287 | 4,516 |
| 9. Antonio Gates | 285 | 3,187 |
| 10. Charles Clay | 284 | 3,002 |

RECEPTIONS OF 25+ YARDS, 2014-17

Since the start of the 2014 campaign, **Delanie Walker** ranks third in the NFL among tight ends in receptions of 25 yards or longer. Only New England's **Rob Gronkowski** and Kansas City's **Travis Kelce** have more.

Tight ends with the most receptions of 25 yards or longer, 2014–2017:

| Tight End | Total Receptions | Receptions of 25+ Yards |
|--------------------------|------------------|-------------------------|
| 1. Rob Gronkowski | 248 | 48 |
| 2. Travis Kelce | 307 | 30 |
| 3. Delanie Walker | 296 | 27 |
| 4. Greg Olsen | 258 | 22 |
| 5. Coby Fleener | 177 | 21 |
| 6. Jared Cook | 175 | 20 |
| Jimmy Graham | 255 | 20 |
| 8. Vernon Davis | 151 | 19 |
| 9. Martellus Bennett | 228 | 17 |
| Charles Clay | 215 | 17 |

SECOND FASTEST TO 300 RECEPTIONS

On Oct. 1, 2017 at Houston, **Delanie Walker** became the 10th player in franchise history to record at least 300 receptions with the club. Walker reached the milestone in his 64th game with the team. Of the 10 members of the franchise's 300-catch club, he was the second-fastest to the mark and the fastest in half a century. Former Oilers receiver **Charlie Hennigan**, who played from 1960–1966, needed only 56 games to get to 300 receptions.

Games needed to reach 300 receptions with the Titans/Oilers:

| Player | Seasons with Club | Games to Reach 300 Receptions |
|--------------------------|-------------------|-------------------------------|
| 1. Charlie Hennigan | 1960–1966 | 56 |
| 2. Delanie Walker | 2013–2017 | 64 |
| 3. Haywood Jeffires | 1987–1995 | 70 |
| 4. Drew Hill | 1985–1991 | 72 |
| 5. Ernest Givins | 1986–1994 | 74 |
| 6. Frank Wycheck | 1995–2003 | 82 |
| 7. Nate Washington | 2009–2014 | 92 |
| 8. Curtis Duncan | 1987–1993 | 96 |
| Derrick Mason | 1997–2004 | 96 |
| 10. Ken Burrough | 1971–1981 | 104 |

SEASON REC YARDS BY FRANCHISE TIGHT ENDS

With 1,088 receiving yards in 2015, **Delanie Walker** broke his own single-season franchise record for receiving yards by a tight end, topping his 2014 total of 890 yards.

Prior to 2014, **Frank Wycheck** held the mark with 768 receiving yards in 1998.

Including 2017, Walker now owns the top four single-season receiving yardage totals in franchise history among tight ends.

Most single-season receiving yards by Titans/Oilers tight ends:

| Player | Season | Rec | Yards | Avg | Lg | TD |
|--------------------------|-------------|-----------|--------------|-------------|------------|----------|
| 1. Delanie Walker | 2015 | 94 | 1,088 | 11.6 | 61t | 6 |
| 2. Delanie Walker | 2014 | 63 | 890 | 14.1 | 68 | 4 |
| 3. Delanie Walker | 2017 | 74 | 807 | 10.9 | 42 | 3 |
| 4. Delanie Walker | 2016 | 65 | 800 | 12.3 | 47 | 7 |
| 5. Frank Wycheck | 1998 | 70 | 768 | 11.0 | 38 | 2 |
| 6. Jared Cook | 2011 | 49 | 759 | 15.5 | 80t | 3 |
| 7. Willard Dewveall | 1963 | 58 | 752 | 13.0 | 35 | 7 |
| 8. Frank Wycheck | 1997 | 63 | 748 | 11.9 | 42 | 4 |
| 9. Alvin Reed | 1968 | 46 | 747 | 16.2 | 60 | 5 |
| 10. Mike Barber | 1980 | 59 | 712 | 12.1 | 79t | 5 |

RECEIVING YARDS BY TIGHT ENDS IN 2016

In 2016, **Delanie Walker** ranked sixth in receiving yards among all tight ends. He was second in the AFC behind only Kansas City's **Travis Kelce**.

Also among tight ends in 2016, Walker tied for eighth in receptions (65) and tied for third in touchdown receptions (seven).

Most receiving yards among NFL tight ends in 2016:

| Tight End | Team | Receptions | Yards |
|--------------------------|------------|------------|------------|
| 1. Travis Kelce | KC | 85 | 1,125 |
| 2. Greg Olsen | Car | 80 | 1,073 |
| 3. Jimmy Graham | Sea | 65 | 923 |
| 4. Kyle Rudolph | Min | 83 | 840 |
| 5. Zach Ertz | Phi | 78 | 816 |
| 6. Delanie Walker | Ten | 65 | 800 |
| 7. Dennis Pitta | Bal | 86 | 729 |
| 8. Eric Ebron | Det | 61 | 711 |
| 9. Martellus Bennett | NE | 55 | 701 |
| 10. Jordan Reed | Was | 66 | 686 |

RECEPTIONS IN A SEASON, TEAM HISTORY

Delanie Walker's 94 receptions in 2015 tied wide receiver **Kendall Wright** (94 receptions in 2013) for the fifth-highest total in franchise history. The only players with more were **Charlie Hennigan** (101 in 1964), **Haywood Jeffires** (100 in 1991) and **Derrick Mason** (96 in 2004 and 95 in 2003).

Most single-season receptions by a Titans/Oilers player:

| Player | Season | Rec | Yards | Avg | Lg | TD |
|--------------------------|-------------|-----------|--------------|-------------|------------|----------|
| 1. Charlie Hennigan | 1964 | 101 | 1,546 | 15.3 | 53 | 8 |
| 2. Haywood Jeffires | 1991 | 100 | 1,181 | 11.8 | 44 | 7 |
| 3. Derrick Mason | 2004 | 96 | 1,168 | 12.2 | 37t | 7 |
| 4. Derrick Mason | 2003 | 95 | 1,303 | 13.7 | 50t | 8 |
| 5. Delanie Walker | 2015 | 94 | 1,088 | 11.6 | 61t | 6 |
| Kendall Wright | 2013 | 94 | 1,079 | 11.5 | 45 | 2 |
| 7. Drew Hill | 1991 | 90 | 1,109 | 12.3 | 61t | 4 |
| Haywood Jeffires | 1992 | 90 | 913 | 10.1 | 47 | 9 |
| 9. Tim Smith | 1983 | 83 | 1,176 | 14.2 | 47t | 6 |
| 10. Curtis Duncan | 1992 | 82 | 954 | 11.6 | 72 | 1 |
| Charley Hennigan | 1961 | 82 | 1,746 | 21.3 | 80 | 12 |

SEASON RECEPTIONS, FRANCHISE TIGHT ENDS

At the New York Jets on Dec. 13, 2015, **Delanie Walker** set a new standard for franchise tight ends. On his 71st reception of the season, he broke **Frank Wycheck's** franchise record for the most receptions in a season by a tight end. Walker eventually finished the season with 94 receptions.

Walker owns five of the top 10 single-season reception totals among franchise tight ends.

Most single-season receptions by Titans/Oilers tight ends:

| Player | Season | Rec | Yards | Avg | Lg | TD |
|--------------------------|-------------|-----------|--------------|-------------|------------|----------|
| 1. Delanie Walker | 2015 | 94 | 1,088 | 11.6 | 61t | 6 |
| 2. Delanie Walker | 2017 | 74 | 807 | 10.9 | 42 | 3 |
| 3. Frank Wycheck | 1998 | 70 | 768 | 11.0 | 38 | 2 |
| Frank Wycheck | 2000 | 70 | 636 | 9.1 | 26 | 4 |
| 5. Frank Wycheck | 1999 | 69 | 641 | 9.3 | 35 | 2 |
| 6. Delanie Walker | 2016 | 65 | 800 | 12.3 | 47 | 7 |
| 7. Delanie Walker | 2014 | 63 | 890 | 14.1 | 68 | 4 |
| Frank Wycheck | 1997 | 63 | 748 | 11.9 | 42 | 4 |
| 9. Frank Wycheck | 2001 | 60 | 672 | 11.2 | 30 | 4 |
| Delanie Walker | 2013 | 60 | 571 | 9.5 | 33 | 6 |

SEASON RECEPTIONS BY NFL TIGHT ENDS

In 2015, Titans tight end **Delanie Walker** set a new standard for franchise tight ends, accumulating 94 receptions.

Additionally, Walker became the ninth tight end in NFL history to reach 90 catches in a season. Previously, eight tight ends in history produced 16 total 90-catch seasons. **Tony Gonzalez** (five), **Jason Witten** (four) and **Todd Christensen** (two) all have multiple 90-reception campaigns. **Dallas Clark**, **Jimmy Graham**, **Ben Coates**, **Martellus Bennett** and **Rob Gronkowski** are the others to reach the mark.

Walker's 94 catches in a season put him in a tie for the 10th-most in NFL history, equaling Witten's 2009 and 2010 numbers.

Most single-season receptions by a tight end in NFL history:

| Player | Year/Team | Rec | Yds | Avg | Lg | TD |
|------------------------------|-----------------|-----------|--------------|-------------|------------|----------|
| 1. Jason Witten | 2012 Dal | 110 | 1,039 | 9.4 | 36 | 3 |
| 2. Tony Gonzalez | 2004 KC | 102 | 1,258 | 12.3 | 32 | 7 |
| 3. Dallas Clark | 2009 Ind | 100 | 1,106 | 11.1 | 80t | 10 |
| 4. Tony Gonzalez | 2007 KC | 99 | 1,172 | 11.8 | 31 | 5 |
| Jimmy Graham | 2011 NO | 99 | 1,310 | 13.2 | 59 | 11 |
| 6. Ben Coates | 1994 NE | 96 | 1,174 | 12.2 | 62t | 7 |
| Tony Gonzalez | 2008 KC | 96 | 1,058 | 11.0 | 35 | 10 |
| Jason Witten | 2007 Dal | 96 | 1,145 | 11.9 | 53 | 7 |
| 9. Todd Christensen | 1986 LA Raiders | 95 | 1,153 | 12.1 | 35 | 8 |
| 10. Delanie Walker | 2015 Ten | 94 | 1,088 | 11.6 | 61t | 6 |
| Jason Witten | 2009 Dal | 94 | 1,030 | 11.0 | 69 | 2 |
| Jason Witten | 2010 Dal | 94 | 1,002 | 10.7 | 33 | 9 |
| 13. Tony Gonzalez | 2000 KC | 93 | 1,203 | 12.9 | 39 | 9 |
| Tony Gonzalez | 2012 Atl | 93 | 930 | 10.0 | 25 | 8 |
| 15. Todd Christensen | 1983 LA Raiders | 92 | 1,247 | 13.6 | 45 | 12 |
| 16. Martellus Bennett | 2014 Chi | 90 | 916 | 10.2 | 37 | 6 |
| Rob Gronkowski | 2011 NE | 90 | 1,327 | 14.7 | 52t | 17 |

RECEPTIONS BY NFL TIGHT ENDS IN 2015

In 2015, **Delanie Walker** ranked first in receptions among all NFL tight ends.

Most receptions among NFL tight ends in 2015:

| Tight End | Team | Receptions |
|---------------------------|------------|------------|
| 1. Delanie Walker | Ten | 94 |
| 2. Jordan Reed | Was | 87 |
| 3. Gary Barnidge | Cle | 79 |
| 4. Greg Olsen | Car | 77 |
| Jason Witten | Dal | 77 |
| 6. Zach Ertz | Phi | 75 |
| 7. Benjamin Watson | NO | 74 |
| 8. Rob Gronkowski | NE | 72 |
| Travis Kelce | KC | 72 |
| 10. Heath Miller | Pit | 60 |

TWO-YEAR YARDAGE TOTALS

Delanie Walker's receiving yardage total from 2014–2015 was the highest two-year total in franchise history by a tight end. Walker topped **Frank Wycheck's** stretch from 1997–1998, when he accumulated 1,516 receiving yards.

Most receiving yards in a two-year span by Titans/Oilers tight ends:

| Tight End | Seasons | Two-Year Rec Yards Total |
|-----------------------------|----------------|--------------------------|
| 1. Delanie Walker | 2014-15 | 1,978 |
| 2. Delanie Walker | 2015-16 | 1,888 |
| 3. Delanie Walker | 2016-17 | 1,607 |
| 4. Delanie Walker | 2013-14 | 1,461 |
| 5. Frank Wycheck | 1997-98 | 1,516 |
| 6. Alvin Reed | 1968-69 | 1,411 |
| 7. Frank Wycheck | 1998-99 | 1,409 |
| 8. Willard Dewveall | 1962-63 | 1,328 |
| 9. Frank Wycheck | 2000-01 | 1,308 |
| 10. Willard Dewveall | 1963-64 | 1,304 |

TD RECEPTIONS BY FRANCHISE TIGHT ENDS

In 2016, **Delanie Walker** set his career high with seven touchdown receptions in a season, topping his previous high total of six touchdowns in 2013, which he later matched in 2015.

Walker's seven touchdown receptions in 2016 are the most by a Titans/Oilers tight end since Pro Football Hall of Famer **Dave Casper's** eight touchdown catches in 1981. Walker tied **Willard Dewveall** (seven in 1963) for the third-highest total in franchise history among tight ends.

Most single-season touchdown receptions by a tight end in franchise history (1960–present):

| Tight End | Year | Touchdown Receptions |
|--------------------------|-------------|----------------------|
| 1. Dave Casper | 1981 | 8 |
| Willie Frazier | 1965 | 8 |
| 3. Delanie Walker | 2016 | 7 |
| Willard Dewveall | 1963 | 7 |
| 5. Delanie Walker | 2015 | 6 |
| Delanie Walker | 2013 | 6 |
| Frank Wycheck | 1996 | 6 |
| Dave Casper | 1982 | 6 |
| Bob McLeod | 1962 | 6 |
| 10. Mike Barber | 1980 | 5 |
| Rich Caster | 1978 | 5 |
| Alvin Reed | 1968 | 5 |
| Bob McLeod | 1963 | 5 |
| Willard Dewveall | 1962 | 5 |

50-YARD RECEPTIONS, 2013-2015

No tight end in the NFL has as many receptions of 50-plus yards as **Delanie Walker** over the last three seasons. His four 50-yard catches are more than **Rob Gronkowski**, **Vernon Davis** and **Jordan Cameron**, who each have three in that timespan.

In 2015, Walker posted a 57-yard touchdown reception at New England (Dec. 20) and a 61-yard touchdown at New Orleans (Nov. 8). His other 50-yard receptions in the last three seasons include a 61-yard touchdown against Dallas on Sept. 14, 2014 and a 68-yard reception at Philadelphia on Nov. 23, 2014.

Tight ends with the most 50-yard receptions from 2013–2015:

| Tight End | Team(s) | Receptions of 50 Yards or More |
|--------------------------|----------------------|--------------------------------|
| 1. Delanie Walker | Tennessee | 4 |
| 2. Rob Gronkowski | New England | 3 |
| Vernon Davis | San Francisco/Denver | 3 |
| Jordan Cameron | Cleveland/Miami | 3 |
| 5. Jimmy Graham | New Orleans/Seattle | 2 |
| Coby Fleener | Indianapolis Colts | 2 |

WALKER'S CAREER 100-YARD RECEIVING GAMES

Delanie Walker's career 100-yard games:

| Date | Opp | No. | Yds. | Avg. | Lg | TD |
|----------|-----------------|-----|------|------|-----|----|
| 11/23/14 | at Philadelphia | 5 | 155 | 31.0 | 68 | 0 |
| 9/14/14 | Dallas | 10 | 142 | 14.2 | 61t | 1 |
| 11/13/16 | Green Bay | 9 | 124 | 13.8 | 41 | 1 |
| 11/19/15 | at Jacksonville | 8 | 109 | 13.6 | 29 | 0 |

RECEIVING YARDS BY TIGHT ENDS IN 2014

Titans tight end **Delanie Walker** ranked fourth among all NFL tight ends in 2014 in receiving yards. His receiving average (14.1) was the second-highest among all qualifying tight ends, trailing only **Coby Fleener** (15.2).

Most receiving yards among NFL tight ends in 2014:

| Player | Team | Rec | Yards | Avg | Lg | TD |
|--------------------------|------------|-----------|------------|-------------|-----------|----------|
| 1. Rob Gronkowski | NE | 82 | 1,124 | 13.7 | 46t | 12 |
| 2. Greg Olsen | Car | 84 | 1,008 | 12.0 | 38 | 6 |
| 3. Martellus Bennett | Chi | 90 | 916 | 10.2 | 37 | 6 |
| 4. Delanie Walker | Ten | 63 | 890 | 14.1 | 68 | 4 |
| 5. Jimmy Graham | NO | 85 | 889 | 10.5 | 29 | 10 |
| 6. Travis Kelce | KC | 67 | 862 | 12.9 | 34 | 5 |
| 7. Antonio Gates | SD | 69 | 821 | 11.9 | 34 | 12 |
| 8. Coby Fleener | Ind | 51 | 774 | 15.2 | 73t | 8 |
| 9. Heath Miller | Pit | 66 | 761 | 11.5 | 49 | 3 |
| 10. Jason Witten | Dal | 64 | 703 | 11.0 | 34 | 5 |

REC YARDS IN A GAME, TITANS TIGHT ENDS

At Philadelphia on Nov. 23, 2014, **Delanie Walker** caught five passes for 155 yards. His yardage total set a new single-game career high, and the total also qualified as the second-highest in franchise history by a tight end. The only tight end with more receiving yards in a game for the franchise was **Jared Cook**, who had 169 yards against Jacksonville on Dec. 24, 2011.

Earlier in the 2014 season, Walker posted 142 receiving yards against the Dallas Cowboys (Sept. 14), a total that ranks fourth in team annals.

Most receiving yards in a game by a tight end, franchise history:

| Player | Date | Opp | Rec | Yds | Avg | TD |
|--------------------------|-----------------|------------|-----------|------------|-------------|----------|
| 1. Jared Cook | 12/24/11 | Jax | 8 | 169 | 21.1 | 1 |
| 2. Delanie Walker | 11/23/14 | Phi | 5 | 155 | 31.0 | 0 |
| 3. Dave Casper | 11/30/80 | Cle | 7 | 150 | 21.4 | 1 |
| 4. Delanie Walker | 09/14/14 | Dal | 10 | 142 | 14.2 | 1 |
| 5. Dave Casper | 12/20/81 | Pit | 6 | 139 | 23.2 | 3 |
| 6. Willard Dewveall | 11/25/62 | SD | 3 | 139 | 46.3 | 2 |
| 7. Willard Dewveall | 12/22/63 | Oak | 7 | 137 | 19.6 | 2 |
| 8. Alvin Reed | 10/27/68 | Buf | 4 | 132 | 33.0 | 2 |
| 9. Delanie Walker | 11/13/16 | GB | 9 | 124 | 13.8 | 1 |
| 10. Alvin Reed | 09/29/68 | Oak | 8 | 122 | 15.3 | 0 |

MORE TITANS TIGHT ENDS

88 - TE LUKE STOCKER (6-5, 253, 7th Year, Tennessee)

➤ **Luke Stocker** (6-5, 253) was signed by the Titans as a free agent on Dec. 4, 2017 after being waived by the Tampa Bay Buccaneers on Nov. 28.

➤ Stocker is in his seventh NFL season. He was selected by the Buccaneers in the fourth round of the 2011 NFL Draft.

➤ He arrived in Tennessee with 80 games of NFL experience, including 56 starts, all with the Buccaneers. In his first 80 games, he totaled 52 receptions for 400 yards and three touchdowns.

➤ A three-year starter and captain at the University of Tennessee, Stocker recorded 85 receptions for 956 yards and eight touchdowns during his college career.

➤ He is a native of Berea, Ky.

2017 Highlights:

➤ Stocker played in three games (two starts) and caught one pass for 12 yards. He also appeared in both postseason contests.

TITANS
WIDE RECEIVERS

| No. | Name | Ht | Wt | Exp | College |
|-----|--------------------|------|-----|-----|------------------|
| 84 | Davis, Corey | 6-3 | 209 | R | Western Michigan |
| 87 | Decker, Eric | 6-3 | 214 | 8 | Minnesota |
| 83 | Douglas, Harry | 6-0 | 183 | 10 | Louisville |
| 18 | Matthews, Rishard | 6-0 | 217 | 6 | Nevada |
| 19 | Sharpe, Tajaé (IR) | 6-2 | 194 | 2 | Massachusetts |
| 13 | Taylor, Taywan | 5-11 | 203 | R | Western Kentucky |
| 14 | Weems, Eric | 5-9 | 195 | 10 | Bethune-Cookman |

#84 • WR COREY DAVIS

[CLICK FOR COMPLETE BIO \(PDF\)](#)

The Titans selected wide receiver **Corey Davis** with the fifth overall pick in the first round of the 2017 NFL Draft.

As a rookie, Davis totaled 34 receptions for 375 yards in 11 games (nine starts). He started both postseason contests and contributed nine receptions for 98 yards and a team-high two touchdowns.

In four seasons at Western Michigan (2013–2016), Davis played and started 50 games. He registered 332 career receptions for 5,285 yards and 52 touchdowns, setting the Mid-American Conference record in each category and becoming the only player in FBS history with 300 catches, 5,000 yards and 50 touchdowns. His 5,285 career receiving yards were the most in FBS history, and he ended his career ranked second all-time in FBS history with 52 career receiving touchdowns (60 by Jarrett Dillard). Davis' 332 career receptions ranked fourth all-time in FBS annals.

As a senior, he set career highs with 97 receptions, 1,500 receiving yards and 19 touchdowns, ranking eighth, seventh and first (tied) in the FBS, respectively. He helped the Broncos win the MAC and go undefeated until suffering their first loss in the Cotton Bowl. Davis' record-setting, All-American campaign included five games of 100-plus yards and six games of two or more receiving touchdowns.

Davis is a native of Wheaton, Ill.



2017 Highlights:

- **Against Oakland (9/10)**, made his NFL debut in the first quarter. His first career catch was a 23-yard grab on third-and-eight to the Oakland 10-yard line, setting up a Titans touchdown on the next snap. He finished the game with six receptions for 69 yards. In the team's "Titans era" (1999-2017), his reception total ranked second among all rookies in Week 1 games. Only Tajaé Sharpe had more, with seven catches on Sept. 11, 2016. Only Sharpe (76 yards) and Kenny Britt (85 yards on Sept. 10, 2009) had more receiving yards than Davis in a rookie Week 1 debut.
- **At Jacksonville (9/17)**, recorded his first career start and caught one pass for four yards.
- **Against Seattle (9/24)**, **at Houston (10/1)**, **at Miami (10/8)**, **against Indianapolis (10/16)** and **at Cleveland (10/22)**, he was inactive with a hamstring injury.
- **Against Baltimore (11/5)**, returned to action and started after missing the previous five contests with a hamstring injury. He recorded a pair of receptions for 28 yards, including an acrobatic 23-yard grab along the sideline to help set up a touchdown in the first quarter.
- **Against Cincinnati (11/12)**, posted 48 yards on four receptions.
- **At Pittsburgh (11/16)**, caught three passes for 27 yards.
- **At Indianapolis (11/26)**, tied for the team lead with four receptions. His 39 receiving yards included a crucial 19-yard grab in the fourth quarter during the game-winning touchdown drive.
- **Against Houston (12/3)**, caught two passes for 12 yards.
- **At Arizona (12/10)**, recorded three receptions for 29 yards.
- **At San Francisco (12/17)**, posted three catches for 28 yards.
- **Against the Los Angeles Rams (12/24)**, led the team and set a new career high with 91 receiving yards. His six receptions tied for the team lead and tied his career high. His day included a 37-yard reception in the third quarter.
- **At Kansas City (1/6)**, caught four passes for 35 yards in his NFL playoff debut.
- **At New England (1/13)**, totaled five receptions for 63 yards, finishing second on the team in both categories. In the first quarter, he scored his first career touchdown in the regular season or playoffs, making a one-handed grab in the end zone of a 15-yard pass from Marcus Mariota. Then, in the fourth quarter, he scored on an 11-yard pass from Mariota. Davis' two touchdown catches tied the franchise single-game postseason record (five previous times), and Davis became the first player to accomplish the feat in the postseason since wide receiver Haywood Jeffires did so at Buffalo on Jan. 3, 1993.

Davis' 2017/Career Regular Season Statistics:

| Year | Team | GP | GS | Rec | Yds | Avg | Lg | TD |
|------|------|----|----|-----|-----|------|----|----|
| 2017 | Ten | 11 | 9 | 34 | 375 | 11.0 | 37 | 0 |

Davis' 2017/Career Postseason Statistics:

| Year | Team | GP | GS | Rec | Yds | Avg | Lg | TD |
|------|------|----|----|-----|-----|------|----|----|
| 2017 | Ten | 2 | 2 | 9 | 98 | 10.9 | 17 | 2 |

Davis' College Statistics:

| Year | Team | GP | GS | Rec | Yds | Avg | Lg | TD |
|---------------|--------------|-----------|-----------|------------|--------------|-------------|------------|-----------|
| 2013 | Western Mich | 11 | 11 | 67 | 941 | 14.0 | 75t | 6 |
| 2014 | Western Mich | 12 | 12 | 78 | 1,408 | 18.1 | 75t | 15 |
| 2015 | Western Mich | 13 | 13 | 90 | 1,436 | 16.0 | 80t | 12 |
| 2016 | Western Mich | 14 | 14 | 97 | 1,500 | 15.5 | 70t | 19 |
| Career | | 50 | 50 | 332 | 5,285 | 15.9 | 80t | 52 |

Davis' NFL Regular Season Single-Game Highs:

Receptions - 6 (Twice, last vs. Los Angeles Rams, 12/24/17)

Receiving Yards - 91 vs. Los Angeles Rams (12/24/17)

Long Reception - 37 vs. Los Angeles Rams (12/24/17)

Receiving Touchdowns - (none)

Davis' NFL Playoff Single-Game Highs:

Receptions - 5 at New England (1/13/18)

Receiving Yards - 63 at New England (1/13/18)

Long Reception - 17 at New England (1/13/18)

#87 • WR ERIC DECKER

[CLICK FOR COMPLETE BIO \(PDF\)](#)


Eric Decker (6-3, 214) is in his eighth NFL season and his first campaign with the Titans. He was signed as an unrestricted free agent on June 19, 2017.

Decker spent the first four seasons of his career as a member of the Denver Broncos and the next three years with the New York Jets, building a résumé that includes three 1,000-yard receiving seasons and three double-digit touchdown campaigns. He arrived in Tennessee with 385 career catches for 5,253 yards and 52 touchdowns.

As a member of the Jets in 2016, Decker was limited to three games as he dealt with a shoulder injury. He caught nine passes for 194 yards and a pair of touchdowns.

From 2012–2016, despite missing most of the latter campaign, Decker's 43 receiving touchdowns tied for fifth in the NFL with 43 receiving touchdowns. Of that total, his 33 red zone touchdowns were second in the NFL behind only **Brandon Marshall** (35).

From 2012–2015, there were only three NFL players with at least 70 receptions, 900 receiving yards and five touchdowns in every season. The short list included Decker, **Calvin Johnson** and **Demaryius Thomas**.

The Cold Spring, Minn., native was originally selected by the Denver Broncos in the third round (87th overall) of the 2010 NFL Draft following his time at the University of Minnesota, where he was a two-sport athlete in football and baseball. On the gridiron, he totaled 227 receptions for 3,119 yards (13.7 avg.) with 24 touchdowns.

2017 Highlights:

- **Against Oakland (9/10)**, started in his Titans debut and caught three passes for 10 yards.
- **At Jacksonville (9/17)**, totaled three receptions for 32 yards. In the fourth quarter, he fielded an onside kick and raced 22 yards on the return to help set up a Titans touchdown. It was his first kickoff return since 2011 as a member of the Denver Broncos.
- **Against Seattle (9/24)**, recorded four catches for 49 yards, including a 17-yard reception on third-and-15 in the first quarter that helped continue a scoring drive.
- **At Houston (10/1)**, caught two passes for 13 yards.
- **At Miami (10/8)**, participated in his 100th career game in the regular season and caught four passes for 34 yards. On his third reception of the game, a seven-yard grab, he reached 400 career receptions. He became the 30th active NFL player to hit the mark.
- **Against Indianapolis (10/16)**, led the team and set season highs with seven receptions and 88 receiving yards. Five of his seven catches resulted in first downs.
- **Against Baltimore (11/5)**, scored his first touchdown in a Titans uniform, hauling in an 11-yard touchdown pass from Marcus Mariota in the fourth quarter that proved to be the difference in a 23-20 victory. He totaled three receptions for 21 yards in the contest.
- **Against Cincinnati (11/12)**, caught two passes for 19 yards. On the game-winning possession in the fourth quarter, he caught a 10-yard pass for a first down and drew a key defensive holding penalty on third down to keep the drive alive.
- **At Pittsburgh (11/16)**, posted 37 yards on three receptions.
- **At Indianapolis (11/26)**, totaled 23 yards on three catches.
- **Against Houston (12/3)**, caught three passes for 27 yards and forced a pass interference penalty on the Texans in the fourth quarter.
- **At Arizona (12/10)**, led the offense with 56 yards on three receptions. In the third quarter, he recorded his longest catch of the season, hauling in a pass from Marcus Mariota for 29 yards.
- **At San Francisco (12/17)**, caught five passes for 63 yards.
- **Against the Los Angeles Rams (12/24)**, tied for the team lead with six receptions. His 73 yards ranked second on the team. Both numbers were his second-best totals of the season.
- **Against Jacksonville (12/31)**, caught three passes for 18 yards.
- **At Kansas City (1/6)**, caught two passes for 21 yards, including the game-winning touchdown in the fourth quarter on a 22-yard pass from Marcus Mariota. It marked Decker's first career touchdown reception in the playoffs.
- **At New England (1/13)**, led the Titans with six receptions and 85 receiving yards. His reception total tied for his second-highest number in either the 2017 regular season or postseason, and his yardage total ranked second in the same time period.

**Decker's Career Regular Season Statistics:**

| Year | Team | GP | GS | Rec | Yds | Avg | Lg | TD |
|---------------|------|------------|-----------|------------|--------------|-------------|------------|-----------|
| 2010 | Den | 14 | 0 | 6 | 106 | 17.7 | 38 | 1 |
| 2011 | Den | 16 | 13 | 44 | 612 | 13.9 | 56t | 8 |
| 2012 | Den | 16 | 15 | 85 | 1,064 | 12.5 | 55 | 13 |
| 2013 | Den | 16 | 16 | 87 | 1,288 | 14.8 | 61 | 11 |
| 2014 | NYJ | 15 | 15 | 74 | 962 | 13.0 | 74t | 5 |
| 2015 | NYJ | 15 | 13 | 80 | 1,027 | 12.8 | 35 | 12 |
| 2016 | NYJ | 3 | 3 | 9 | 194 | 21.6 | 35 | 2 |
| 2017 | Ten | 16 | 8 | 54 | 563 | 10.4 | 29 | 1 |
| Totals | | 111 | 83 | 439 | 5,816 | 13.2 | 74t | 53 |

Decker's Career Postseason Statistics:

| Year | Team | GP | GS | Rec | Yds | Avg | Lg | TD |
|---------------|------|----------|----------|-----------|------------|-------------|-----------|----------|
| 2011 | Den | 1 | 1 | 0 | 0 | - | - | 0 |
| 2012 | Den | 1 | 1 | 6 | 84 | 14.0 | 32 | 0 |
| 2013 | Den | 3 | 3 | 8 | 111 | 13.9 | 21 | 0 |
| 2017 | Ten | 2 | 1 | 8 | 106 | 13.3 | 22t | 1 |
| Totals | | 7 | 6 | 22 | 301 | 13.7 | 32 | 1 |

Decker's Regular Season Single-Game Highs:

Receptions - 10 (Twice, last at Miami 12/28/14)
Receiving Yards - 221 at Miami (12/28/14)
Long Reception - 74t at Miami (12/28/14)
Receiving Touchdowns - 4 at Kansas City (12/1/13)

Decker's Playoff Single-Game Highs:

Receptions - 6 (Twice, last at New England, 1/13/18)
Receiving Yards - 85 at New England (1/13/18)
Long Reception - 32 vs. Baltimore (1/12/13)
Receiving Touchdowns - 1 at Kansas City (1/6/18)

TOUCHDOWN RECEPTIONS, 2012-PRESENT

Since the start of the 2012 season, **Eric Decker's** third NFL campaign, only eight NFL players have recorded more receiving touchdowns than him. Decker trails only **Dez Bryant**, **Antonio Brown**, **Brandon Marshall**, **Jordy Nelson**, **Demaryius Thomas**, **A.J. Green**, **Jimmy Graham** and **Rob Gronkowski**.

Most touchdown receptions, 2012–present:

| Player | TD Receptions |
|-----------------------|---------------|
| 1. Dez Bryant | 58 |
| 2. Antonio Brown | 57 |
| 3. Jimmy Graham | 53 |
| 4. Demaryius Thomas | 51 |
| 5. A.J. Green | 50 |
| 6. Rob Gronkowski | 49 |
| 7. Jordy Nelson | 48 |
| Brandon Marshall | 48 |
| 9. Eric Decker | 44 |
| 10. Doug Baldwin | 40 |

#83 • WR HARRY DOUGLAS

[CLICK FOR COMPLETE BIO \(PDF\)](#)



Harry Douglas (6-0, 183) completed his 10th NFL season and his third campaign with the Titans in 2017. The wide receiver was signed as an unrestricted free agent on March 12, 2015.

Douglas was placed on injured reserve on Sept. 3, 2017 after suffering a knee injury during the pre-season. On Nov. 25, he returned to the 53-man roster from injured reserve and went on to play in two games with one reception for eight yards. He also appeared in one playoff contest.

In his first two seasons in Tennessee (2015–2016), Douglas appeared in 25 total games (14 starts) and caught 51 passes for 621 yards and two touchdowns.

Douglas spent the first seven seasons (2008–2014) of his career as a member of the Atlanta Falcons after being selected in the third round of the 2008 NFL Draft. During his time in Atlanta, he amassed 258 receptions for 3,130 yards with eight touchdowns as a key member of a passing attack that also featured wide receivers **Julio Jones** and **Roddy White**.

In 2014, Douglas appeared in 12 games (six starts) and notched 51 catches for 556 yards and a pair of touchdowns.

Douglas enjoyed his greatest statistical success in 2013 while starting in place of an injured Jones. In 16 games, he posted career highs with 85 receptions for 1,067 yards and two touchdowns.

A native of Jonesboro, Ga., Douglas graduated from the University of Louisville. At the time of his departure, he ranked second in team annals with 2,924 receiving yards, while his 173 receptions ranked fifth on the school's all-time record list.

2017 Highlights:

- Placed on injured reserve (knee) on Sept. 3, 2017.
- Activated from injured reserve to the 53-man roster on Nov. 25, 2017.
- **At Indianapolis (11/26)**, posted one catch for eight yards in his first game of 2017.

Douglas' Career Regular Season Statistics:

| Year | Team | GP | GS | Rec | Yds | Avg | Lg | TD |
|---------------|------|------------|-----------|------------|--------------|-------------|------------|-----------|
| 2008 | Atl | 16 | 0 | 23 | 320 | 13.9 | 69 | 1 |
| 2009 | Atl | 0 | 0 | | | | | |
| 2010 | Atl | 16 | 4 | 22 | 294 | 13.4 | 46 | 1 |
| 2011 | Atl | 16 | 4 | 39 | 498 | 12.8 | 49 | 1 |
| 2012 | Atl | 15 | 1 | 38 | 395 | 10.4 | 37 | 1 |
| 2013 | Atl | 16 | 11 | 85 | 1,067 | 12.6 | 80t | 2 |
| 2014 | Atl | 12 | 6 | 51 | 556 | 10.9 | 41 | 2 |
| 2015 | Ten | 14 | 12 | 36 | 411 | 11.4 | 51 | 2 |
| 2016 | Ten | 11 | 2 | 15 | 210 | 14.0 | 35 | 0 |
| 2017 | Ten | 2 | 0 | 1 | 8 | 8.0 | 8 | 0 |
| Totals | | 118 | 40 | 310 | 3,759 | 12.1 | 80t | 10 |

Douglas' Career Postseason Statistics:

| Year | Team | GP | GS | Rec | Yds | Avg | Lg | TD |
|---------------|------|----------|----------|----------|-----------|------------|-----------|----------|
| 2008 | Atl | 1 | 1 | 1 | 0 | 0.0 | 0 | 0 |
| 2010 | Atl | 1 | 0 | 1 | 2 | 2.0 | 2 | 0 |
| 2011 | Atl | 1 | 0 | 1 | 7 | 7.0 | 7 | 0 |
| 2012 | Atl | 2 | 1 | 5 | 60 | 12.0 | 22 | 0 |
| 2017 | Ten | 1 | 0 | 0 | 0 | - | - | 0 |
| Totals | | 6 | 2 | 8 | 69 | 8.6 | 22 | 0 |

Douglas' Regular Season Single-Game Highs:

Receptions - 12 at Arizona (10/27/13)
Receiving Yards - 149 vs. Tampa Bay (10/20/13)
Long Reception - 80t at Tampa Bay (11/17/13)
Receiving Touchdowns - 1 (10 times, last vs. Oakland, 11/29/15)

Douglas' Playoff Single-Game Highs:

Receptions - 3 vs. San Francisco (1/20/13)
Receiving Yards - 31 vs. San Francisco (1/20/13)
Long Reception - 22 (Twice, last vs. San Francisco 1/20/13)

#18 • WR RISHARD MATTHEWS

[CLICK FOR COMPLETE BIO \(PDF\)](#)

Wide receiver **Rishard Matthews** (6-0, 217) completed his seventh NFL season and his second campaign with the Titans in 2017. He was signed by the Titans as an unrestricted free agent on March 11, 2016.

From the time Matthews arrived in Tennessee through the end of 2017, he led the team with 1,740 receiving yards and 13 touchdown receptions and ranked second on the team behind tight end **Delanie Walker** with 118 receptions.

In 2017, Matthews posted 53 receptions for 795 yards and a team-high four touchdowns. He finished third on the team in catches and second in receiving yards.

In his first campaign in Tennessee, Matthews set career highs with 65 receptions, 945 receiving yards and nine touchdowns. He tied **Delanie Walker** for the team lead in receptions and led the club in the other two categories.

Matthews' nine touchdowns in 2016 more than doubled his previous career total of eight touchdowns in his first four NFL seasons, all of which he spent in Miami. His 2016 total tied for sixth in the NFL and tied for second in the AFC. In franchise history, Matthews' nine touchdown catches tied for ninth all-time.

Matthews spent his first four NFL campaigns with the Miami Dolphins after being drafted by the team in the seventh round of the 2012 NFL Draft. With the Dolphins, he totaled 107 receptions for 1,396 yards and eight touchdowns in 49 games (17 starts).

In 2015, Matthews established career highs with 43 catches, 662 receiving yards and four touchdown receptions despite playing in just 11 games. His career-best campaign was cut short due to a rib injury. Through the first 11 weeks of the NFL season, his 15.4-yard receiving average ranked seventh in the league.

A native of Santa Ana, Calif., Matthews was a two-year starter at the University of Nevada, where he totaled 147 receptions for 2,243 yards and 13 touchdowns. He also returned 48 punts for 551 yards and two scores.

2017 Highlights:

- **Against Oakland (9/10)**, ranked second on the team with 71 yards on five receptions, including a 24-yard catch in the second quarter.
- **At Jacksonville (9/17)**, totaled three receptions for 43 yards.
- **Against Seattle (9/24)**, led the Titans with six receptions and 87 receiving yards. In the third quarter, he turned a screen pass from Marcus Mariota into a 55-yard touchdown reception. The catch was the second-longest of his career, behind only a 60-yard reception at Houston on Oct. 2, 2016.
- **At Houston (10/1)**, tied for the team lead with three receptions for 49 yards, including a 28-yard catch to the two-yard line to help set up a touchdown in the second quarter.
- **At Miami (10/8)**, totaled three receptions for 34 yards.
- **Against Indianapolis (10/16)**, caught four passes for 69 yards, including a 27-yard grab in the third quarter and a crucial 16-yard catch in the fourth quarter on third-and-12 to help set up a go-ahead touchdown.



- **At Cleveland (10/22)**, totaled three receptions for 40 yards, including an eight-yard pass in overtime on third-and-three to help set up the game-winning field goal.
- **Against Baltimore (11/5)**, totaled 70 yards and a touchdown on four receptions. On the first offensive play of the game, he caught a 29-yard pass from Marcus Mariota to mark the 200th catch of his career. He recorded his second touchdown reception of the season on a 16-yard pass from Mariota in the first quarter.
- **Against Cincinnati (11/12)**, registered five receptions for 50 yards, including a 20-yarder that helped set up a touchdown in the first quarter.
- **At Pittsburgh (11/16)**, led the offense with 113 receiving yards on five catches. He reached the 100-yard mark for the first time in 2017 and the seventh time in his career. On the first play of the third quarter, he turned a pass from Marcus Mariota into a 75-yard touchdown to record the longest reception of his career (60 yards at Houston, 10/2/16).
- **At Indianapolis (11/26)** and **against Houston (12/3)**, he was inactive with a hamstring injury.
- **At Arizona (12/10)**, caught three passes for 19 yards.
- **At San Francisco (12/17)**, led the Titans with six receptions and 95 receiving yards. On his first reception of the day, which went for 21 yards, he went over the 3,000-yard career mark. In the fourth quarter, he scored on an eight-yard pass from Marcus Mariota to record his fourth touchdown reception of 2017.
- **Against the Los Angeles Rams (12/24)**, caught two passes for 48 yards, including a 25-yard grab.
- **Against Jacksonville (12/31)**, posted one reception for seven yards.
- **At Kansas City (1/8)**, recorded a 15-yard catch in his NFL playoff debut.
- **At New England (1/13)**, caught three passes for 27 yards.

Matthews' Career Regular Season Statistics:

| Year | Team | GP | GS | Rec | Yds | Avg | Lg | TD |
|---------------|------|-----------|-----------|------------|--------------|-------------|------------|-----------|
| 2012 | Mia | 8 | 1 | 11 | 151 | 13.7 | 30 | 0 |
| 2013 | Mia | 16 | 5 | 41 | 448 | 10.9 | 29 | 2 |
| 2014 | Mia | 14 | 0 | 12 | 135 | 11.3 | 23 | 2 |
| 2015 | Mia | 11 | 11 | 43 | 662 | 15.4 | 53t | 4 |
| 2016 | Ten | 16 | 10 | 65 | 945 | 14.5 | 60 | 9 |
| 2017 | Ten | 14 | 11 | 53 | 795 | 15.0 | 75t | 4 |
| Career | | 79 | 37 | 225 | 3,136 | 13.9 | 75t | 21 |

Matthews' Career/2017 Postseason Statistics:

| Year | Team | GP | GS | Rec | Yds | Avg | Lg | TD |
|------|------|----|----|-----|-----|------|----|----|
| 2017 | Ten | 2 | 2 | 4 | 42 | 10.5 | 15 | 0 |

Matthews' Regular Season Single-Game Highs:

Receptions - 11 at Tampa Bay (11/11/13)
Receiving Yards - 122 at Indianapolis (11/20/16)
Long Reception - 70t at Pittsburgh (11/16/17)
Touchdowns - 2 (Three times, last at San Diego, 11/6/16)

Matthews' Playoff Single-Game Highs:

Receptions - 3 at New England (1/13/18)
Receiving Yards - 27 at New England (1/13/18)
Long Reception - 15 at Kansas City (1/6/18)

2016-17 AVG. WITH 100 CATCHES

Rishard Matthews joined the Titans as an unrestricted free agent from the Miami Dolphins during the 2016 offseason. Since that time, among all players with at least 100 catches, Matthews' receiving average ranks in the top 10 of the NFL.

Most yards per reception from 2016-2017 among players with at least 100 catches:

| Player | Receptions | Receiving Yards | Yards Per Reception |
|----------------------------|------------|-----------------|---------------------|
| 1. Marvin Jones | 116 | 2,031 | 17.5 |
| 2. Julio Jones | 171 | 2,853 | 16.7 |
| 3. T.Y. Hilton | 148 | 2,414 | 16.3 |
| 4. Tyrell Williams | 112 | 1,787 | 16.0 |
| 5. DeSean Jackson | 106 | 1,673 | 15.8 |
| 6. Brandin Cooks | 143 | 2,255 | 15.8 |
| 7. Kenny Stills | 100 | 1,573 | 15.7 |
| 8. Alshon Jeffery | 109 | 1,610 | 14.8 |
| 9. Rishard Matthews | 118 | 1,740 | 14.7 |
| 10. Robby Anderson | 105 | 1,528 | 14.6 |

2016 TD RECEPTION LEADERS

In 2016, wide receiver **Rishard Matthews** recorded nine touchdown receptions to more than double his previous career total of eight touchdowns in his first four NFL seasons, all of which he spent in Miami.

Matthews tied for sixth in the NFL and tied for second in the AFC in touchdown receptions in 2016.

In franchise history, Matthews' nine touchdown catches tied for ninth all-time.

Most touchdown receptions in 2016:

| Player | Team | TD Receptions |
|----------------------------|------------|---------------|
| 1. Jordy Nelson | GB | 14 |
| 2. Davante Adams | GB | 12 |
| Antonio Brown | Pit | 12 |
| Mike Evans | TB | 12 |
| 5. Odell Beckham Jr. | NYG | 10 |
| 6. Rishard Matthews | Ten | 9 |
| Kenny Stills | Mia | 9 |
| Michael Thomas | NO | 9 |
| 9. (seven tied) | | 8 |

#19 • WR TAJAÉ SHARPE

[CLICK FOR COMPLETE BIO \(PDF\)](#)

Wide receiver **Tajaé Sharpe** (6-2, 194) was selected by the Titans in the fifth round (140th overall) of the 2016 NFL Draft.

Sharpe's second NFL campaign came to an end before the regular season began. He was placed on injured reserve on Sept. 2 after suffering a foot injury in the preseason finale.

As a rookie, Sharpe played in all 16 games with 10 starts, the highest number of starts by a Titans rookie wide receiver since **Chris Sanders** started 11 games in 1995.

Sharpe totaled 41 receptions for 522 yards and a pair of touchdowns during his first season. In franchise history, only eight other rookies had more receptions, and Sharpe ranked seventh among the NFL's 2016 rookie class in receptions and receiving yards.

In four seasons at the University of Massachusetts (2012-15), Sharpe appeared in 47 career games with 43 starts and finished as the school's all-time leader with 277 receptions and 3,486 receiving yards. He caught at least one pass in every game he played. The two-time All-MAC first-team performer ended his collegiate career ranked third in Minuteman history with 16 touchdowns and sixth with 3,497 all-purpose yards.

As a senior in 2015, Sharpe's 111 catches led the nation. He recorded 1,319 receiving yards and five touchdown catches and was a Walter Camp All-American. During a game against Florida International (Oct. 3), he set a school record with 15 receptions.

Sharpe is a native of Piscataway, N.J.

2017 Highlights:

- Missed the first two preseason games while on the PUP list with a foot injury before playing in the final two preseason contests.
- Placed on injured reserve on Sept. 2 due to a foot injury.

Sharpe's Career Regular Season Statistics:

| Year | GP | GS | Rec | Yds | Avg | Lg | TD |
|---------------|-----------|-----------|-----------|-----------------|-------------|------------|----------|
| 2016 | 16 | 10 | 41 | 522 | 12.7 | 34t | 2 |
| 2017 | 0 | 0 | | Injured Reserve | | | |
| Totals | 16 | 10 | 41 | 522 | 12.7 | 34t | 2 |

Sharpe's Regular Season Single-Game Highs:

Receptions - 7 vs. Minnesota (9/11/16)
Receiving Yards - 76 vs. Minnesota (9/11/16)
Long Reception - 33t vs. Green Bay (11/13/16)
Touchdowns - 1 vs. Green Bay (11/13/16)



FRANCHISE ROOKIE RECEIVING LEADERS

Tajaé Sharpe finished his rookie season with 41 receptions. In franchise history, only eight other rookies have had more receptions.

Most receptions by a rookie in franchise history:

| Player (Pos) | Year | Receptions |
|-----------------------------|-------------|------------|
| 1. Bill Groman (WR) | 1960 | 72 |
| 2. Kendall Wright (WR) | 2012 | 64 |
| 3. Ernest Givins (WR) | 1986 | 61 |
| 4. Sid Blanks (RB) | 1964 | 56 |
| 5. Charlie Hennigan (WR) | 1960 | 44 |
| 6. Chris Johnson (RB) | 2008 | 43 |
| 7. Kenny Britt (WR) | 2009 | 42 |
| Jerry LeVias (WR) | 1969 | 42 |
| 9. Tajaé Sharpe (WR) | 2016 | 41 |
| 10. Rodney Thomas (RB) | 1995 | 39 |

#13 • WR TAYWAN TAYLOR

[CLICK FOR COMPLETE BIO \(PDF\)](#)

The Titans selected wide receiver **Taywan Taylor** (first name pronounced TAY-wahn) in the third round (72nd overall) of the 2017 NFL Draft.

As a rookie, Taylor played in all 16 games during the regular season (four starts), contributing 16 receptions for 231 yards and one touchdown. He added two catches for nine yards in two playoff contests.

At Western Kentucky, Taylor broke every major single-season and career receiving record and accounted for 34 touchdown receptions over his final two campaigns. His career totals included 253 receptions for 4,234 yards and 41 touchdowns in four seasons.

In 2016, Taylor produced the best single season of any receiver in Hill-topper history, setting team records with 98 catches (ranked fifth in the nation), 1,730 receiving yards (third) and 17 touchdowns (tied for third).

Taylor is a native of Louisville, Ky.



2017 Highlights:

- **Against Oakland (9/10)**, made his NFL regular season debut and caught two passes for 14 yards.
- **At Jacksonville (9/17)**, recorded a 42-yard reception in the third quarter to put the Titans deep in Jaguars territory. The catch was the longest offensive play of the season for the Titans through two games. He also had two rushing attempts for 16 yards, including a 17-yard run for a first down in the second quarter.
- **Against Seattle (9/24)**, posted two receptions for 16 yards.
- **At Houston (10/1)**, registered one rushing attempt for six yards.
- **At Miami (10/8)**, recorded his first career start and tallied one rushing attempt for five yards.



- **Against Indianapolis (10/16)**, scored his first career touchdown on a 53-yard pass from Marcus Mariota that gave the Titans the lead in the fourth quarter. He totaled two receptions for 61 yards.
- **At Cleveland (10/22)**, totaled 45 yards on three receptions, including a 23-yard grab.
- **Against Cincinnati (11/12)**, registered two receptions for 34 yards and one rushing attempt for four yards.
- **At Indianapolis (11/26)**, caught one pass for eight yards.
- **Against Houston (12/3)**, registered two receptions for 15 yards.
- **At San Francisco (12/17)**, recorded one rushing attempt for eight yards.
- **Against Jacksonville (12/31)**, recorded one rushing attempt for five yards.
- **At Kansas City (1/6)**, recorded a four-yard catch in his NFL playoff debut.
- **At New England (1/13)**, caught one pass for five yards.

Taylor's 2017/Career Regular Season Statistics:

| Year | Team | GP | GS | Rec | Yds | Avg | Lg | TD |
|------|------|----|----|-----|-----|------|-----|----|
| 2017 | Ten | 16 | 4 | 16 | 231 | 14.4 | 53t | 1 |

Taylor's Career/2017 Postseason Statistics:

| Year | Team | GP | GS | Rec | Yds | Avg | Lg | TD |
|------|------|----|----|-----|-----|-----|----|----|
| 2017 | Ten | 2 | 0 | 2 | 9 | 4.5 | 5 | 0 |

Taylor's College Statistics:

| Year | Team | GP | GS | Rec | Yds | Avg | Lg | TD |
|---------------|------------|-----------|-----------|------------|--------------|-------------|------------|-----------|
| 2013 | Western Ky | 11 | 7 | 24 | 270 | 11.3 | 45 | 0 |
| 2014 | Western Ky | 13 | 7 | 45 | 767 | 17.0 | 75t | 7 |
| 2015 | Western Ky | 14 | 5 | 86 | 1,467 | 17.1 | 78t | 17 |
| 2016 | Western Ky | 14 | 14 | 98 | 1,730 | 17.7 | 80t | 17 |
| Career | | 52 | 33 | 253 | 4,234 | 16.7 | 80t | 41 |

Taylor's NFL Regular Season Single-Game Highs:

Receptions - 3 at Cleveland (10/22/17)
Receiving Yards - 61 vs. Indianapolis (10/16/17)
Long Reception - 53t vs. Indianapolis (10/16/17)
Touchdowns - 1 vs. Indianapolis (10/16/17)

Taylor's NFL Playoff Single-Game Highs:

Receptions - 1 (Twice, last at New England, 1/13/18)
Receiving Yards - 5 at New England (1/13/18)
Long Reception - 5 at New England (1/13/18)

MORE TITANS WIDE RECEIVERS

14 - WR/KR/PR ERIC WEEMS (5-9, 195, 10th Year, Bethune-Cookman)

- Wide receiver **Eric Weems** (5-9, 195) completed his 10th NFL season and his first campaign with the Titans in 2017. He was signed as an unrestricted free agent on March 11, 2017.
- In his first season in Tennessee, Weems appeared in every game during the regular season and the postseason. He was primarily a special teams contributor and tallied 12 special teams tackles. He added one reception for five yards, two punt return for 15 yards and two kickoff returns for 18 yards.
- He entered the NFL in 2007 as a rookie free agent with the Atlanta Falcons. He enjoyed two stints with the Falcons (2007–2011 and 2014–2016), separated by two years with the Chicago Bears (2012–2013).
- His career totals with the Falcons and Bears included 121 punt returns for a 10.8-yard average, which ranked fifth among active players through 2016; 165 kickoff returns for a 24.3-yard average; and 38 receptions for 353 yards. He added 102 career special teams tackles, leading his teams in the category four times.
- In 2016, Weems averaged 11.4 yards on 24 punt returns and 23.0 yards on 17 kickoff returns, and he led the Falcons with 15 special teams tackles.
- Weems earned a Pro Bowl selection in 2010, when he established career highs in punt return average (12.8) and kickoff return average (27.5).
- A native of Ormond Beach, Fla., Weems attended Bethune-Cookman University.
- Read more on Weems later in this release among the team's specialists.



OFFENSIVE LINEMEN

TACKLES

| No. | Name | Ht | Wt | Exp | College |
|-----|---------------|-----|-----|-----|----------------|
| 78 | Conklin, Jack | 6-6 | 308 | 2 | Michigan State |
| 71 | Kelly, Dennis | 6-8 | 321 | 6 | Purdue |
| 77 | Lewan, Taylor | 6-7 | 309 | 4 | Michigan |

GUARDS

| No. | Name | Ht | Wt | Exp | College |
|-----|----------------|-----|-----|-----|---------------|
| 64 | Kline, Josh | 6-3 | 300 | 5 | Kent State |
| 61 | Levin, Corey | 6-4 | 307 | R | Chattanooga |
| 67 | Spain, Quinton | 6-4 | 330 | 3 | West Virginia |

CENTERS

| No. | Name | Ht | Wt | Exp | College |
|-----|-----------------|-----|-----|-----|------------|
| 60 | Jones, Ben | 6-3 | 308 | 6 | Georgia |
| 62 | Schwenke, Brian | 6-3 | 310 | 5 | California |

#78 • T JACK CONKLIN

[CLICK FOR COMPLETE BIO \(PDF\)](#)



Jack Conklin completed his second NFL season in 2017. The 6-foot-6, 308-pound tackle was selected by the Titans with the eighth pick in the first round of the NFL Draft.

Conklin started every game at right tackle in his first two seasons, including all 16 games in the 2017 regular season and both postseason games. However, he suffered a torn ACL during the second and final playoff contest at New England.

As a rookie, Conklin became the team's first player to start all 16 games at left or right tackle as a rookie since **Michael Roos** in 2005. He was a key cog in a line that helped the Titans finish 11th overall in offense, third in rushing and tied for seventh in fewest sacks allowed.

Conklin was named an alternate for the Pro Bowl and was named first-team Associated Press All-Pro. He became the first Titans player to receive first-team All-Pro honors since running back **Chris Johnson** in 2009 and the first Titans rookie to receive the honor since defensive end **Jevon Kearse** in 1999. Conklin joined Dallas guard **Zack Martin** (2014) as the only rookie offensive linemen since the AFL-NFL merger to be named first-team AP All-Pro.

Conklin became the first draft pick by new general manager **Jon Robinson**. The Titans, who initially had the first pick in the draft but traded with the Los Angeles Rams back to the 15th spot, made a deal with the Cleveland Browns to jump up to the eighth spot to select Conklin. The Titans gave up a third-round pick and a second-rounder in 2017 in the trade and also got back a sixth-rounder.



The Michigan State product was a walk-on for the Spartans but went on to become the first Michigan State offensive lineman to be selected in the first round since 1989 (**Tony Manderich**) and also the highest drafted Spartan since wide receiver **Charles Rogers** (No. 2) in 2003.

A native of Plainwell, Mich., Conklin was a three-year starter at left tackle for the Spartans. He started 38 of his 39 career games (35 at left tackle, three at right tackle) and recorded more than 235 career knock-downs. Three of his career starts at left tackle came in bowl games (2014 Rose, 2015 Cotton, 2016 College Football Playoff Semifinal at Cotton Bowl).

In his final season on campus, Conklin was named second-team All-American by The Associated Press and was on numerous All-Big Ten teams.

Conklin's Career Regular Season Games Played/Games Started:

| Year | Team | GP | GS | Starts by Pos |
|-------------------|------|-----------|-----------|---------------|
| 2016 | Ten | 16 | 16 | RT-16 |
| 2017 | Ten | 16 | 16 | RT-16 |
| NFL Totals | | 32 | 32 | RT-32 |

Conklin's 2017/Career Postseason Games Played/Games Started:

| Year | Team | GP | GS | Starts by Pos |
|------|------|----|----|---------------|
| 2017 | Ten | 2 | 2 | RT-2 |

32 STARTS IN TWO SEASONS

Right tackle **Jack Conklin** recorded 16 starts in his second season. In doing so, he joined a total of four other former Titans and two offensive linemen in a rare feat.

Since the team became the Titans in 1999, Conklin is in a group of five players who have started all 32 games from the time they were drafted through the end of their second seasons. He joined defensive end **Jevon Kearse** (1999–2000), safety **Tank Williams** (2002–2003), offensive tackle **Michael Roos** (2005–2006) and guard **Chance Warmack** (2013–2014).

Players who have started all 32 games in their first two NFL seasons during the "Titans era" (1999–present):

| Player | Position | Seasons |
|---------------------|--------------------------|------------------|
| Jack Conklin | Right Tackle | 2016–2017 |
| Chance Warmack | Right Guard | 2013–2014 |
| Michael Roos | Right Tackle/Left Tackle | 2005–2006 |
| Tank Williams | Safety | 2002–2003 |
| Jevon Kearse | Defensive End | 1999–2000 |

#60 • C BEN JONES

[CLICK FOR COMPLETE BIO \(PDF\)](#)

Center **Ben Jones** (6-3, 308) completed his sixth NFL season and his second campaign with the Titans in 2017. He was signed as an unrestricted free agent on March 10, 2016.

Jones started all 16 games at center in 2017, registering a start in every contest for the fourth consecutive season, dating back to his third year in Houston (2014).

In his first year in Tennessee, Jones played a key role in an offensive turnaround. The veteran was a key cog in a line that helped the Titans finish 11th overall in offense, third in rushing and tied for seventh in fewest sacks allowed.

Jones was originally selected by the Houston Texans in the fourth round (99th overall) of the 2012 NFL Draft. Over the following four seasons, he started contests at center and both guard spots. He was a starter on two playoff teams in Houston (2012 and 2015).

In 2015, Jones started every game at center, extending his streak of consecutive regular season games played to 64, which was the second-longest active streak among NFL centers at the conclusion of the season.

A native of Centreville, Ala., Jones attended the University of Georgia, where his 49 total starts ranked third in school annals. He was a two-time All-SEC selection by the league's coaches and was named to Georgia's Team of the Decade. As a senior (2011), the team captain earned All-SEC first-team honors.



Jones' Career Regular Season Games Played/Games Started:

| Year | Team | GP | GS | Starts by Pos |
|-------------------|------|-----------|-----------|---------------------------|
| 2012 | Hou | 16 | 10 | RG-10 |
| 2013 | Hou | 16 | 1 | RG-1 |
| 2014 | Hou | 16 | 16 | LG-16 |
| 2015 | Hou | 16 | 16 | C-16 |
| 2016 | Ten | 16 | 16 | C-16 |
| 2017 | Ten | 16 | 16 | C-16 |
| NFL Totals | | 96 | 75 | C-48, LG-16, RG-11 |

Jones' Career Postseason Games Played/Games Started:

| Year | Team | GP | GS | Starts by Pos |
|-------------------|------|----------|----------|------------------|
| 2012 | Hou | 2 | 2 | RG-2 |
| 2015 | Hou | 1 | 1 | C-1 |
| 2017 | Ten | 2 | 2 | C-2 |
| NFL Totals | | 5 | 5 | C-3, RG-2 |

CURRENT IRONMEN AT CENTER

Among NFL offensive linemen presently listed as centers, **Ben Jones** ranks second in the NFL in consecutive games started. He trails only Dallas' **Travis Frederick**.

The streaks listed below are for consecutive games started by players who currently reside at center, even if some games were started at a position other than center.

Longest active consecutive starting streaks among current centers*:

| Player | Current Team | Consecutive Games Started |
|---------------------|------------------|---------------------------|
| 1. Travis Frederick | Dallas | 80 |
| 2. Ben Jones | Tennessee | 64 |
| Russell Bodine | Cincinnati | 64 |
| 4. Jason Kelce | Philadelphia | 57 |
| 5. Matt Paradis | Denver | 48 |
| Alex Mack | Atlanta | 48 |

* Includes players who are currently listed as centers; streaks include games started at other positions


#71 • G/T DENNIS KELLY

[CLICK FOR COMPLETE BIO \(PDF\)](#)

Dennis Kelly (6-8, 321) completed his sixth NFL season and his second campaign with the Titans in 2017. He was acquired in a trade with the Philadelphia Eagles on Aug. 16, 2016. In exchange for Kelly, the Titans dealt wide receiver Dorial Green-Beckham to the Eagles.

Kelly played in all 16 games in 2017. For the second consecutive season he had a regular role in the team's "heavy" personnel package and earned one start.

In his first season with the Titans, Kelly played in all 16 games for the first time in his career with six starts as an extra tight end. He helped the Titans rush for an average of 136.7 yards per game, which ranked third in the NFL.



Kelly entered the NFL as a fifth-round selection by the Eagles in the 2012 NFL Draft. In four seasons with the Eagles, he recorded 15 starts and 30 games played. He recorded nine starts with the Eagles at right tackle, four starts at right guard and two starts at left guard.

A native of Chicago Heights, Ill., Kelly was a team captain and a two-time offensive MVP at Purdue. He started his final three seasons at left tackle for the Boilermakers.

Kelly's Career Regular Season Games Played/Games Started:

| Year | Team | GP | GS | Starts by Pos |
|-------------------|------|-----------|-----------|-------------------------------|
| 2012 | Phi | 13 | 10 | RG-3, RT-7 |
| 2013 | Phi | 0 | 0 | |
| 2014 | Phi | 3 | 3 | LG-2, RG-1 |
| 2015 | Phi | 14 | 2 | RT-2 |
| 2016 | Ten | 16 | 6 | TE-6 |
| 2017 | Ten | 16 | 1 | TE-1 |
| NFL Totals | | 62 | 22 | RG-4, RT-9, LG-2, TE-7 |

Kelly's 2017/Career Postseason Games Played/Games Started:

| Year | Team | GP | GS | Starts by Pos |
|------|------|----|----|---------------|
| 2017 | Ten | 2 | 0 | |

#64 • G JOSH KLINE

[CLICK FOR COMPLETE BIO \(PDF\)](#)

Guard **Josh Kline** (6-3, 300) completed his fifth NFL season and his second campaign with the Titans in 2017. He was acquired off waivers from the New England Patriots on Sept. 8, 2016.

Kline set a career high with 16 starts in 2017, all at right guard. He also started both postseason contests at right guard.

In 2016, Kline moved into Tennessee's starting lineup in Week 3 after **Chance Warmack** was placed on injured reserve with a finger injury. He never left the lineup for the remainder of the season, setting a then-career high in the process with 14 starts.

Kline spent the first three seasons of his NFL career in New England and won a Super Bowl as a member of their 2014 club. With the Patriots, he recorded 18 regular season starts and three postseason starts. He started games at both right (10) and left guard (11).

In 2015, he set career highs by playing in 14 games and recording 13 starts (seven at right guard and two at left guard). He also started twice at left guard in the 2015 playoffs.

Kline entered the NFL as an undrafted college free agent in 2013 following a four-year playing career at Kent State. He played right guard and right tackle during his stay there.

Kline's Career Regular Season Games Played/Games Started:

| Year | Team | GP | GS | Starts by Pos |
|-------------------|------|-----------|-----------|--------------------|
| 2013 | NE | 7 | 1 | LG-1 |
| 2014 | NE | 12 | 4 | LG-2, RG-2 |
| 2015 | NE | 14 | 13 | LG-6, RG-7 |
| 2016 | Ten | 14 | 14 | RG-14 |
| 2017 | Ten | 16 | 16 | RG-16 |
| NFL Totals | | 63 | 48 | LG-9, RG-39 |

Kline's Career Postseason Games Played/Games Started:

| Year | Team | GP | GS | Starts by Pos |
|-------------------|------|----------|----------|-------------------|
| 2013 | NE | 0 | 0 | |
| 2014 | NE | 2 | 1 | RG-1 |
| 2015 | NE | 2 | 2 | LG-2 |
| 2017 | Ten | 2 | 2 | RG-2 |
| NFL Totals | | 6 | 5 | LG-2, RG-3 |

#77 • T TAYLOR LEWAN

[CLICK FOR COMPLETE BIO \(PDF\)](#)

Tackle **Taylor Lewan** (6-7, 309) completed his fourth NFL season in 2017. He was selected by the Titans with the 11th overall pick of the 2014 NFL Draft.

On Dec. 19, 2017, Lewan was named to his second consecutive Pro Bowl, becoming the team's first offensive lineman to make multiple Pro Bowls since center **Kevin Mawae** from 2008–2009. Lewan started all 16 games for the second consecutive season in 2017 and added starts in both post-season contests.

In 2016, Lewan started all 16 games for the first time. The left tackle was the anchor a line that helped the Titans finish 11th overall in offense, third in rushing and tied for seventh in fewest sacks allowed.

In 2015, Lewan started the first 15 games of the season at left tackle before missing the finale with a concussion.

As a rookie in 2014, Lewan played in 11 games with six starts before suffering an ankle injury. He played as a reserve for the first five games and then started in six consecutive contests before the injury caused him to be inactive the final five weeks. For his efforts, Lewan was named to the Pro Football Writers of America All-Rookie Team.

In four seasons at Michigan, Lewan appeared in 50 games with 48 starts at left tackle. He started the final 41 games of his career and was named the Big Ten Conference Offensive Lineman of the Year in 2012 and 2013. As a senior in 2013, he started all 13 games at left tackle for the third consecutive season and was named second-team *Associated Press* All-American.

At the 2014 NFL Scouting Combine, he ran the 40-yard dash in 4.87 seconds, beating all other offensive linemen in his class and clocking the fourth-fastest time among offensive linemen in the last five years (2010-14). He also ranked among the top offensive linemen at the 2014 combine in the broad jump (first at nine feet, nine inches), vertical jump (tied for third at 30.5 inches) and three-cone drill (fourth at 7.39 seconds).

A native of Cave Creek, Ariz., Lewan became the first offensive tackle selected by the Titans/Oilers in the first round since tackle Brad Hopkins (13th overall) in 1993.

Lewan's Career Regular Season Games Played/Games Started:

| Year | Team | GP | GS | Starts by Pos |
|-------------------|------|-----------|-----------|---------------|
| 2014 | Ten | 11 | 6 | LT-6 |
| 2015 | Ten | 15 | 15 | LT-15 |
| 2016 | Ten | 16 | 16 | LT-16 |
| 2017 | Ten | 16 | 16 | LT-16 |
| NFL Totals | | 58 | 53 | LT-53 |

Lewan's 2017/Career Postseason Games Played/Games Started:

| Year | Team | GP | GS | Starts by Pos |
|------|------|----|----|---------------|
| 2017 | Ten | 2 | 2 | LT-2 |



#67 • G QUINTON SPAIN

[CLICK FOR COMPLETE BIO \(PDF\)](#)

Guard **Quinton Spain** (6-4, 330) completed his third NFL season in 2017. He was signed by the Titans as an undrafted free agent on May 11, 2015.

In 2017, Spain appeared in 14 games for the second consecutive season and set a personal best with 14 starts. He added starts in both postseason contests.

Spain appeared in 14 games with 13 starts at left guard during his second campaign. His physical style helped the Titans average 136.7 rushing yards per game, which ranked third in the NFL. Spain also helped the Titans tie for seventh in the NFL in fewest sacks allowed.

After winning a roster spot as a rookie in 2015, Spain appeared in seven games, including starts in each of the final six games at left guard.

Spain played in 50 career games with 38 starts at West Virginia and was a two-time All-Big 12 team honoree. As a senior (2014), he started 12 games at left guard and was named All-Big 12 first team by ESPN.com, All-Big 12 second team by Associated Press and All-Big 12 honorable mention by the coaches.

Spain is a native of Petersburg, Va.

Spain's Career Regular Season Games Played/Games Started:

| Year | Team | GP | GS | Starts by Pos |
|-------------------|------|-----------|-----------|---------------|
| 2015 | Ten | 7 | 6 | LG-6 |
| 2016 | Ten | 14 | 13 | LG-13 |
| 2017 | Ten | 14 | 14 | LG-14 |
| NFL Totals | | 35 | 33 | LG-33 |

Spain's 2017/Career Postseason Games Played/Games Started:

| Year | Team | GP | GS | Starts by Pos |
|------|------|----|----|---------------|
| 2017 | Ten | 2 | 2 | LG-2 |



DEFENSIVE LINEMEN

| No. | Name | Ht | Wt | Exp | College |
|-----|---------------------|-----|-----|-----|---------------------|
| 99 | Casey, Jurrell | 6-1 | 305 | 7 | Southern California |
| 94 | Johnson, Austin | 6-4 | 314 | 2 | Penn State |
| 90 | Jones, DaQuan (IR) | 6-4 | 322 | 4 | Penn State |
| 95 | King, David | 6-4 | 281 | 2 | Oklahoma |
| 97 | Klug, Karl | 6-3 | 278 | 7 | Iowa |
| 96 | Williams, Sylvester | 6-2 | 313 | 5 | North Carolina |

#99 • DT JURRELL CASEY

[CLICK FOR COMPLETE BIO \(PDF\)](#)

Defensive lineman **Jurrell Casey** (6-1, 305) completed his seventh NFL season in 2017. He was selected by the Titans in the third round (77th overall) of the 2011 NFL Draft.

A four-time defensive captain, Casey was named to his third consecutive Pro Bowl at the conclusion of the 2017 season. He started all 16 games and set a career high with 35 quarterback pressures, which ranked second on the team. His six sacks also ranked second on the squad, as he reached the mark for the third time in his career.

Casey finished the 2017 campaign in 10th place in franchise history with 39 career sacks. His total ranked third among all defenders in the "Titans era" behind only **Jevon Kearse's** 52 sacks and **Derrick Morgan's** 44 sacks through 2017.

With six sacks in 2017, Casey became the first player for the team since **Ray Childress** (1986–1994) to register five or more consecutive seasons with at least five sacks.

In 2016, Casey started 15 games and set a then-career high with 29 quarterback pressures in addition to 51 tackles, five sacks, three tackles for loss and five passes defended. He became the first player for the team in the "Titans era" (1999–present) to register four consecutive seasons with at least five sacks.

In 2015, he started all 16 games for the second consecutive season and for the third time in his career. He led the team's defensive linemen with 86 tackles and tied **Brian Orakpo** for the team lead with seven sacks, the second-best total in Casey's career. Casey also set a then-career high and finished second on the team behind Orakpo with 28 quarterback pressures. He was named to the Pro Bowl for the first time in his career.

Casey was named one of five permanent team captains by his teammates for the first time in 2014. While remaining a key cog in the defense's switch from a 4-3 to a 3-4 scheme, he started all 16 games and led the team's defensive linemen (fourth on the team) with 86 tackles. His 27 quarterback pressures and 13 tackles for loss tied for the team lead and set new



MORE TITANS OFFENSIVE LINEMEN

61 - G/C COREY LEVIN (6-4, 307, Rookie, Chattanooga)

➤ **Corey Levin** was selected by the Titans in the sixth round (217th overall) of the 2017 NFL Draft.

➤ As a rookie, Levin spent the entire season on the 53-man roster but did not see game action. He was inactive 14 times and did not play in two other contests.

➤ The 6-foot-4 inch, 307-pounder appeared in 52 career games with 51 starts at Chattanooga, 45 of which were consecutive.

➤ A native of Dacula, Ga., he developed versatility over his four-year collegiate career, making starts at left guard, and both left and right tackle.

62 - C/G BRIAN SCHWENKE

➤ **Brian Schwenke** (6-3, 310) completed his fifth NFL season in 2017. He was drafted by the Titans in the fourth round (107th overall) of the 2013 NFL Draft.

➤ Schwenke played in all 16 games in 2017 and started a pair of contests at left guard.

➤ He played four seasons with the Titans (2013–2016) before signing with the Indianapolis Colts as an unrestricted free agent in 2017. Upon his release by the Colts, he was re-signed by the Titans on Sept. 4, 2017.

➤ In 2016, he played in all 16 games for the Titans with three starts at left guard (10/27 vs. Jacksonville, 11/6 at San Diego and 11/13 vs. Green Bay).

➤ Schwenke started the first five games of 2015 at center before suffering a season-ending leg injury on Oct. 18.

➤ In 2014, he started the first 11 games at center before being placed on injured reserve (Nov. 25) with a knee injury.

➤ As a rookie in 2013, Schwenke started nine of the team's final 10 games at center.

➤ In four seasons with the California Golden Bears (2009-12), the Oceanside, Calif., native played in 48 of 50 possible games and started games at three different positions—16 starts at left guard, 12 at center and eight at right guard. As a senior, he played center for the first time and was named first-team All-Pac-12 by the league's coaches.

➤ Schwenke is a native of Oceanside, Calif.



career highs. With five sacks, he ranked second on the squad.

In 2013, Casey was named *Associated Press* second-team All-Pro after putting together one of the best seasons by a defensive tackle in franchise history. His 10.5 sacks set a career high and made up the second-highest total by a franchise defensive tackle since sacks became an official statistic in 1982, finishing behind only **Ray Childress'** 13 sacks in 1992. In 2013, only **Jason Hatcher** of the Dallas Cowboys (11) finished with more sacks than Casey among defensive tackles.

Casey started 31 out of 32 games in his first two seasons, and in each campaign he led the team's defensive linemen in tackles. As a rookie, he notched 74 tackles and 2.5 sacks, and he followed with 80 tackles and three sacks in 2012.

A native of Long Beach, Calif., Casey played in 38 games (26 starts) on the defensive line (24 at right defensive tackle and two at nose tackle) at the University of Southern California. He recorded 138 tackles, nine sacks, 22 tackles for loss, three quarterback pressures, four fumble recoveries, three forced fumbles, an interception and three passes defended.

In his final season with the Trojans (2010), he started all 13 games for the second consecutive season and had 67 tackles, a team-best 11 tackles for loss, a team-leading 4.5 sacks, one interception, one fumble recovery and two passes defended. He was named first-team All-Pac 10.

2017 Highlights:

- **Against Oakland (9/10)**, registered a pair of tackles.
- **At Jacksonville (9/17)**, posted two tackles and a pair of quarterback pressures.
- **Against Seattle (9/24)**, registered five tackles and three quarterback pressures.
- **At Houston (10/1)**, totaled seven tackles, one sack and two quarterback pressures. In the second quarter, he recorded his first sack of 2017 (34th career), dropping Deshaun Watson for a three-yard loss.
- **At Miami (10/8)**, tallied five tackles, one sack and two quarterback pressures. He dropped Jay Cutler for a 14-yard loss in the fourth quarter to give him back-to-back games with a sack.
- **Against Indianapolis (10/16)**, participated in his 100th career game, becoming the first defensive lineman in the "Titans era" (1999–present) to reach 100 games with the club and the fifth defensive player to do so (Keith Bulluck, Michael Griffin, Donnie Nicky and cornerback Jason McCourty). He posted four tackles.
- **At Cleveland (10/22)**, tallied five tackles and three quarterback pressures.
- **Against Baltimore (11/5)**, registered five tackles, two quarterback pressures, one sack and one tackle for loss in his 100th career start. On the last play of the first quarter, he dropped Joe Flacco for a five-yard sack. He also reached the 500 career tackle mark during the contest.
- **Against Cincinnati (11/12)**, posted one tackle and one quarterback pressure.
- **At Pittsburgh (11/16)**, totaled three tackles, two tackles for loss and two quarterback pressures.
- **At Indianapolis (11/26)**, registered four tackles and four quarterback pressures.
- **Against Houston (12/3)**, contributed six tackles and five quarterback pressures.
- **At Arizona (12/10)**, registered five tackles, two quarterback pressures and a team-high two sacks, which tied his career high. In the second quarter, he sacked Blaine Gabbert for a seven-yard loss, and he added an eight-yard sack in the fourth quarter. He registered his fifth consecutive season with at least five sacks.
- **At San Francisco (12/17)**, led the team and tied a career high with three tackles for loss. He totaled six tackles and added a pass defended.
- On Dec. 19, he was named to his third consecutive Pro Bowl.
- **Against the Los Angeles Rams (12/24)**, led the defense with seven tackles and added three quarterback pressures and one tackle for loss. He made a game-changing play in the second quarter, when he penetrated the backfield on a running play and knocked the ball out of quarterback Jared Goff's hands. The ball was recovered by Wesley Woodyard and returned four yards for a touchdown. Casey was credited with his fifth career forced fumble and his first since registering one at St. Louis on Nov. 3, 2013.
- **Against Jacksonville (12/31)**, tallied five tackles, one sack and four quarterback pressures. In the third quarter, he dropped Blake Bortles for a two-yard loss to record his sixth sack of 2017, marking the third season of his career with at least six sacks. It also gave Casey 39 career sacks, putting him past Kyle Vanden Bosch (38.5) for 10th on the franchise's all-time career sack list.
- **At Kansas City (1/6)**, tied for the team lead with eight tackles and added four quarterback pressures and one pass defended in his NFL playoff debut.
- **At New England (1/13)**, led the team with five quarterback pressures and added six tackles.

Casey's Career Regular Season Statistics:

| Year | GP | GS | Tackle | Sack | TFL | QBP | Int | PD | FF | FR |
|---------------|------------|------------|------------|-------------|-----------|------------|----------|-----------|----------|----------|
| 2011 | 16 | 15 | 74 | 2.5 | 5 | 9 | 0 | 1 | 1 | 1 |
| 2012 | 16 | 16 | 80 | 3.0 | 6 | 3 | 0 | 0 | 2 | 0 |
| 2013 | 15 | 14 | 90 | 10.5 | 3 | 10 | 0 | 3 | 1 | 1 |
| 2014 | 16 | 16 | 86 | 5.0 | 13 | 27 | 0 | 1 | 0 | 0 |
| 2015 | 16 | 16 | 86 | 7.0 | 11 | 28 | 0 | 5 | 0 | 0 |
| 2016 | 15 | 15 | 51 | 5.0 | 3 | 29 | 0 | 5 | 0 | 0 |
| 2017 | 16 | 16 | 72 | 6.0 | 7 | 35 | 0 | 1 | 1 | 0 |
| Totals | 110 | 108 | 539 | 39.0 | 48 | 141 | 0 | 16 | 5 | 2 |

Casey's 2017/Career Postseason Statistics:

| Year | GP | GS | Tackle | Sack | TFL | QBP | Int | PD | FF | FR |
|------|----|----|--------|------|-----|-----|-----|----|----|----|
| 2017 | 2 | 2 | 14 | 0.0 | 0 | 9 | 0 | 1 | 0 | 0 |

Casey's Regular Season Single-Game Highs:

Tackles - 10 (Twice, last vs. Arizona, 12/15/13)
Sacks - 2 (Eight times, last at Arizona, 12/10/17)
Tackles for Loss - 3 (Three times, last at San Francisco, 12/17/17)
Forced Fumble - 1 (Five times, last vs. L.A. Rams, 12/24/17)
Fumble Recovery - 1 (Twice, last at Oakland, 11/24/13)
Quarterback Pressures - 6 vs. Jacksonville (10/27/16)
Passes Defended - 3 vs. Atlanta (10/25/15)

Casey's Playoff Single-Game Highs:

Tackles - 8 at Kansas City (1/6/18)
Quarterback Pressures - 5 at New England (1/13/18)
Passes Defended - 1 at Kansas City (1/6/18)

FRANCHISE SACK LEADERS

Jurrell Casey ranks among the franchise's all-time leaders in career sacks. He passed former defensive end **Kyle Vanden Bosch** (38.5) in 2017 for 10th place in franchise annals.

Most career sacks, franchise history:

| Player | Position | Seasons | Sacks* |
|-----------------------|----------|------------------|--------|
| 1. Elvin Bethea | DE | 1968–83 | 105.0 |
| 2. Ray Childress | DT | 1985–95 | 75.5 |
| 3. Jesse Baker | DE | 1979–87 | 66.0 |
| 4. William Fuller | DE | 1986–93 | 59.0 |
| 5. Sean Jones | DE | 1988–93 | 57.5 |
| 6. Jevon Kearse | DE | 1999–03, 2008–09 | 52.0 |
| 7. Robert Brazile | LB | 1975–84 | 48.0 |
| 8. Ted Washington | LB | 1973–82 | 45.0 |
| 9. Derrick Morgan | OLB | 2010–17 | 44.0 |
| 10. Jurrell Casey | DT | 2011–17 | 39.0 |
| 11. Kyle Vanden Bosch | DE | 2005–09 | 38.5 |

* Individual sacks became an official statistic in 1982. Sacks recorded prior to 1982 are unofficial.

SACKS BY TITANS/OILERS DTS

Since individual sacks became an official NFL statistic in 1982, **Jurrell Casey** and **Ray Childress** are the only Titans/Oilers defensive tackles to produce double-digit sacks in a single season.

Most sacks in a season by Oilers/Titans defensive tackles, 1982–present:

| Defensive Tackle | Season | Sacks |
|-----------------------|--------|-------|
| 1. Ray Childress | 1992 | 13.0 |
| 2. Jurrell Casey | 2013 | 10.5 |
| 3. Ray Childress | 1993 | 9.0 |
| 4. Albert Haynesworth | 2008 | 8.5 |
| Ray Childress | 1989 | 8.5 |
| Ray Childress | 1988 | 8.5 |
| Ray Childress | 1990 | 8.0 |
| 8. Jurrell Casey | 2015 | 7.0 |
| Karl Klug | 2011 | 7.0 |
| Gary Walker | 1997 | 7.0 |
| Ray Childress | 1991 | 7.0 |

Note: In 1992, Lee Williams recorded 11 total sacks while playing both defensive end and defensive tackle for the Oilers. He is excluded from this list.



2013 SACKS BY DEFENSIVE TACKLES

Titans defensive tackle **Jurrell Casey** recorded a career-high 10.5 sacks in 2013. The third-year defensive tackle tied for second in the NFL in sacks among defensive tackles behind only Jason Hatcher of the Dallas Cowboys, who had 11 sacks.

Most sacks among defensive tackles in 2013:

| Player | Team | Sacks |
|-------------------------|------------|-------------|
| 1. Jason Hatcher | Dal | 11.0 |
| 2. Jurrell Casey | Ten | 10.5 |
| Kyle Williams | Buf | 10.5 |
| 4. Gerald McCoy | TB | 9.0 |
| 5. Marcell Dareus | Buf | 7.5 |
| 6. Geno Atkins | Cin | 6.0 |
| Nick Fairley | Det | 6.0 |
| Chris Jones | NE | 6.0 |
| 9. Michael Brockers | StL | 5.5 |
| Clinton McDonald | Sea | 5.5 |
| Ndamukong Suh | Det | 5.5 |

#94 • DL AUSTIN JOHNSON

[CLICK FOR COMPLETE BIO \(PDF\)](#)

Defensive lineman **Austin Johnson** (6-4, 314) was selected by the Titans with the 43rd overall pick in the second round of the 2016 NFL Draft.

In 2017, Johnson played in all 16 games with three starts and totaled 32 tackles, one sack, two tackles for loss and two passes defended. He also appeared in both playoff games (one start) and contributed six tackles and one quarterback pressure.

In his rookie campaign, Johnson played in 10 games and totaled 15 tackles, 0.5 sacks, one tackle for loss, one quarterback pressure and one pass defended.

In three seasons at Penn State, Johnson appeared in 38 games and recorded 28 starts, including starts in all 26 games as a sophomore and junior. He totaled 154 tackles, 8.5 sacks, 24 tackles for loss, eight passes defended, one forced fumble and four fumble recoveries, including a 71-yard fumble return for a touchdown.

As a junior in 2015, Johnson started all 13 games and was named Associated Press first-team All-Big Ten honors. He ranked second on the team with 15 tackles for loss and 6.5 sacks. His 78 tackles ranked second among FBS defensive linemen and third on the team. It was the highest tackle total by a Penn State defensive lineman since Jimmy Kennedy's 87 in 2002.

Johnson is a native of Galloway, N.J.

2017 Highlights:

- **Against Oakland (9/10)**, posted two tackles.
- **At Jacksonville (9/17)**, tallied two tackles.

- **At Houston (10/1)**, tied his career high with four tackles.
- **Against Indianapolis (10/16)**, registered two tackles.
- **Against Baltimore (11/5)**, posted a pair of tackles.
- **Against Cincinnati (11/12)**, recorded one tackle.
- **At Pittsburgh (11/16)**, tallied one tackle.
- **At Indianapolis (11/26)**, posted two tackles, including a tackle for loss.
- **Against Houston (12/3)**, set career highs with five tackles and one sack. In the fourth quarter, he took down Tom Savage for no gain to record his first career solo sack.
- **At Arizona (12/10)**, recorded his first career start at defensive end and recorded three tackles.
- **At San Francisco (12/17)**, posted three tackles and one pass defended.
- **Against the Los Angeles Rams (12/24)**, registered two tackles, including a tackle for loss.
- **Against Jacksonville (12/31)**, recorded two tackles and a pass defended.
- **At Kansas City (1/6)**, posted three tackles in his NFL playoff debut.
- **At New England (1/13)**, tallied three tackles and one quarterback pressure.

Johnson's Career Regular Season Statistics:

| Year | GP | GS | Tackle | Sack | TFL | QBP | Int | PD | FF | FR |
|---------------|-----------|----------|-----------|------------|----------|----------|----------|----------|----------|----------|
| 2016 | 10 | 0 | 15 | 0.5 | 1 | 1 | 0 | 1 | 0 | 0 |
| 2017 | 16 | 3 | 32 | 1.0 | 2 | 0 | 0 | 2 | 0 | 0 |
| Totals | 26 | 3 | 47 | 1.5 | 3 | 1 | 0 | 3 | 0 | 0 |

Johnson's 2017/Career Postseason Statistics:

| Year | GP | GS | Tackle | Sack | TFL | QBP | Int | PD | FF | FR |
|------|----|----|--------|------|-----|-----|-----|----|----|----|
| 2017 | 2 | 1 | 6 | 0.0 | 0 | 1 | 0 | 0 | 0 | 0 |

Johnson's Regular Season Single-Game Highs:

Tackles - 5 vs. Houston (12/3/17)

Sacks - 1 vs. Houston (12/3/17)

Johnson's Playoff Single-Game Highs:

Tackles - 3 (Twice, last at New England, 1/13/18)

#90 • DL DAQUAN JONES

[CLICK FOR COMPLETE BIO \(PDF\)](#)

Defensive lineman **DaQuan Jones** (6-4, 322) completed his fourth NFL season in 2017. He was selected by the Titans in the fourth round (112th overall) of the 2014 NFL Draft.

Jones was placed on injured reserve on Dec. 4, 2017 due to a bicep injury he suffered the previous day against the Houston Texans. It concluded a season in which he totaled a career-high 3.5 sacks, 36 tackles, one tackle for loss and nine quarterback pressures. The injury put an end to his streak of 45 consecutive starts.

Jones was one of two Titans who started every game from 2015–2016, holding down a spot at defensive end for consecutive seasons. Outside linebacker **Brian Orakpo** was the other member of the team to start every game in that time period.


In 2016, Jones recorded 29 tackles, a career-high 1.5 sacks, one tackle for loss, eight quarterback pressures and a fumble recovery for a touchdown.

Jones was one of four members of the team to start all 16 games in 2015. He totaled 67 tackles, 15 quarterback pressures, two tackles for loss and a fumble recovery.

As a rookie, Jones appeared in seven games with one start. He registered 13 tackles, a sack, three quarterback pressures, two tackles for loss and a forced fumble.

A leader at Penn State during a time of turmoil, Jones started 23 of 46 college games, with all of his starting assignments coming during the last two seasons. Jones finished his career with 92 tackles, adding 4.5 sacks for minus 28 yards, 15.5 stops for losses totaling 55 yards, two fumble recoveries and a pass deflection.

As a senior in 2013, he started all 12 games at defensive tackle, finishing fifth on the team with a career-high 56 tackles (33 solos). His tackle total was the most for any interior defensive lineman in the Big Ten during the 2013 campaign. Jones was named first-team All-Big Ten by the league's coaches and second-team All-Conference by the media. He was named



Penn State's Outstanding Senior Player and the recipient of the team's Reid-Robinson Award.

Jones is a native of Johnson City, N.Y.

2017 Highlights:

- **Against Oakland (9/10)**, registered four tackles.
- **At Jacksonville (9/17)**, posted one tackle.
- **At Houston (10/1)**, tallied two tackles and a quarterback pressure.
- **At Miami (10/8)**, registered six tackles.
- **Against Indianapolis (10/16)**, tallied three tackles.
- **At Cleveland (10/22)**, posted six tackles and two quarterback pressures.
- **Against Baltimore (11/5)**, totaled three tackles.
- **At Pittsburgh (11/16)**, registered two tackles and two quarterback pressures.
- **At Indianapolis (11/26)**, totaled five tackles, two sacks, one tackle for loss and three quarterback pressures. On the Colts' first possession, he sacked Jacoby Brissett for an eight-yard loss on third down. In the second quarter, he added a one-yard sack, giving him the first multi-sack game of his four-year career.
- **Against Houston (12/3)**, led the team with 1.5 sacks to go along with three tackles and one quarterback pressure. In the second quarter, he dropped quarterback Tom Savage for a seven-yard loss, and later in the second stanza, he combined with Brian Orakpo on an eight-yard sack. The two plays gave Jones a career-high 3.5 sacks in 2017—all of which came in a two-game span. In the third quarter, Jones exited with an arm injury and did not return.
- He was placed on injured reserve on Dec. 4, 2017.

Jones' Career Regular Season Statistics:

| Year | Team | GP | GS | Tackle | Sack | TFL | QBP | Int | PD | FF | FR |
|---------------|------|-----------|-----------|------------|------------|----------|-----------|----------|----------|----------|----------|
| 2014 | Ten | 7 | 1 | 13 | 1.0 | 2 | 3 | 0 | 0 | 1 | 0 |
| 2015 | Ten | 16 | 16 | 67 | 0.0 | 2 | 15 | 0 | 0 | 0 | 1 |
| 2016 | Ten | 16 | 16 | 29 | 1.5 | 1 | 8 | 0 | 0 | 0 | 1 |
| 2017 | Ten | 12 | 12 | 36 | 3.5 | 1 | 9 | 0 | 0 | 0 | 0 |
| Totals | | 51 | 45 | 145 | 6.0 | 6 | 35 | 0 | 0 | 1 | 2 |

Jones' Regular Season Single-Game Highs:

Tackles - 7 (Twice, last at San Diego, 11/6/16)

Sacks - 2 at Indianapolis (11/26/17)

Quarterback Pressures - 3 at Indianapolis (11/26/17)

Forced Fumble - 1 vs. Indianapolis (12/28/14)

Fumble Recovery - 1 (Twice, last vs. Houston, 1/1/17)

#97 • DL KARL KLUG

[CLICK FOR COMPLETE BIO \(PDF\)](#)

Karl Klug (6-3, 278) completed his seventh NFL season in 2017. He was selected by the Titans in the fifth round (142nd overall) of the 2011 NFL Draft and was re-signed as an unrestricted free agent in March 2015.

In 2017, Klug won the team's Ed Block Courage Award in recognition of his effort to come back from an injury late in the 2016 season. Klug returned to play in 15 games and totaled 26 tackles, 1.5 sacks, six quarterback pressures and one tackle for loss. He added three quarterback pressures in two postseason contests.

Klug's 2016 campaign was cut short after he was placed on injured reserve on Dec. 21 due to a left Achilles injury. He missed the final two games of the season—the first two games of his career in which he did not play. His season totals included 25 tackles, 1.5 sacks, one tackle for loss, 18 quarterback pressures and a pass defended.

Through his first five seasons, Klug (pronounced KLOOG) never missed a game. In 2015, he set a career high with 19 quarterback pressures and recorded four sacks, which was the second-highest total of his career. He added 26 tackles, one pass defended and one forced fumble.

Prior to 2014, Klug saw time at defensive end and defensive tackle in the defense's previous 4-3 scheme.

As a rookie in 2011, Klug emerged as one of the top young pass-rushing defensive tackles in the NFL, compiling a team-high seven sacks. The total tied for sixth place in sacks among all NFL rookies, tied for fourth among all NFL defensive tackles, and led all rookie defensive tackles. Playing in all 16 games (one start), Klug also totaled 32 tackles, 10 quarterback pressures, two tackles for loss, four passes defended and two forced fumbles.



During a four-year career at Iowa, Klug appeared in 40 games with 26 consecutive starts to end his career. He tallied 140 tackles, 31 tackles for loss, 9.5 sacks, eight quarterback pressures, eight passes defended, four forced fumbles and a fumble recovery.

As a senior in 2010, the Caledonia, Minn., native led the Hawkeyes with 13 tackles for loss and 5.5 sacks. He totaled 57 tackles en route to earning second-team All-Big Ten honors from the league's coaches and media. His honors also included the Roy J. Carver Most Valuable Player Award on defense, the Iron Hawk Award and the Hayden Fry "Extra Heart-beat" Award.

2017 Highlights:

- **Against Oakland (9/10)**, recorded three tackles.
- **At Jacksonville (9/17)**, posted one tackle.
- **At Houston (10/1)**, registered four tackles and one quarterback pressure.
- **Against Indianapolis (10/16)**, tallied three tackles.
- **At Cleveland (10/22)**, participated in his 100th career game and totaled three tackles.
- **Against Baltimore (11/5)**, registered a quarterback pressure and a pair of tackles, including a half sack. Late in the second quarter, he and outside linebacker Derrick Morgan combined to sack Joe Flacco for a four-yard loss on third down to force a punt.
- **At Pittsburgh (11/16)**, sacked Ben Roethlisberger for a seven-yard loss in the second quarter.
- **At Indianapolis (11/26)**, registered one tackle.
- **Against Houston (12/3)**, contributed two tackles and two quarterback pressures.
- **At Arizona (12/10)**, totaled three tackles, one tackle for loss and one quarterback pressure.
- **At San Francisco (12/17)**, recorded one tackle.
- **Against Jacksonville (12/31)**, tallied two tackles and one quarterback pressure.
- **At Kansas City (1/6)**, registered one quarterback pressure in his first career playoff game.
- **At New England (1/13)**, posted two quarterback pressures.

Klug's Career Regular Season Statistics:

| Year | GP | GS | Tackle | Sack | TFL | QBP | Int | PD | FF | FR |
|---------------|------------|----------|------------|-------------|-----------|-----------|----------|----------|----------|----------|
| 2011 | 16 | 1 | 32 | 7.0 | 2 | 10 | 0 | 4 | 2 | 0 |
| 2012 | 16 | 1 | 12 | 3.5 | 1 | 5 | 0 | 1 | 0 | 0 |
| 2013 | 16 | 3 | 26 | 2.0 | 0 | 4 | 0 | 2 | 2 | 1 |
| 2014 | 16 | 0 | 31 | 2.0 | 5 | 5 | 0 | 0 | 0 | 0 |
| 2015 | 16 | 0 | 26 | 4.0 | 0 | 19 | 0 | 1 | 1 | 0 |
| 2016 | 14 | 3 | 25 | 1.5 | 1 | 18 | 0 | 1 | 0 | 0 |
| 2017 | 15 | 0 | 24 | 1.5 | 1 | 6 | 0 | 0 | 0 | 0 |
| Totals | 109 | 8 | 176 | 21.5 | 10 | 67 | 0 | 9 | 5 | 1 |

Klug's 2017/Career Postseason Statistics:

| Year | GP | GS | Tackle | Sack | TFL | QBP | Int | PD | FF | FR |
|------|----|----|--------|------|-----|-----|-----|----|----|----|
| 2017 | 2 | 0 | 0 | 0.0 | 0 | 3 | 0 | 0 | 0 | 0 |

Klug's Regular Season Single-Game Highs:

Tackles - 5 (Twice, last at Houston, 10/2/16)
Sacks - 2 (Twice, last at Indianapolis 12/9/12)
Tackles For Loss - 2 at Washington (10/19/14)
Forced Fumbles - 2 vs. Baltimore (9/18/11)
Fumble Recovery - 1 vs. N.Y. Jets (9/29/13)

Klug's Playoff Single-Game Highs:

Quarterback Pressures - 2 at New England (1/13/18)

#96 • NT SYLVESTER WILLIAMS

[CLICK FOR COMPLETE BIO \(PDF\)](#)

Nose tackle **Sylvester Williams** (6-2, 313) completed his fifth NFL season and his first campaign with the Titans in 2017. He was signed as an unrestricted free agent on March 14, 2017.

Williams appeared in 15 games with 11 starts in 2017. He was a key contributor in the NFL's fourth-ranked rushing defense and tallied 26 tackles, four tackles for loss and three quarterback pressures.

The veteran arrived in Tennessee after spending the first four years of his career with the Denver Broncos. During his time in Denver, he played in 60 games, including 48 starts, and totaled 93 tackles, 5.5 sacks and 17 tackles for loss.

Originally a first-round selection (28th overall) by the Broncos in the 2013 NFL Draft, Williams became a starter in a defense that finished in the NFL's top four overall rankings (yards allowed) in each season from 2014–2016, including the top ranked defense in 2015. The 2014 Broncos defense ranked second in the NFL against the run, as they set a franchise record for fewest rushing yards allowed in a season.

Williams also possesses extensive playoff experience. He participated in seven postseason contests (six starts) with the Broncos, including Super Bowl 50 and Super Bowl XLVII.

A native of Jefferson City, Mo., Williams played the final two years of his college career at the University of North Carolina. He began his college career at Coffeyville Community College.

2017 Highlights:

- **Against Oakland (9/10)**, started at nose tackle in his Titans regular season debut and notched a pair of tackles.
- **At Jacksonville (9/17)**, posted one tackle.
- **At Houston (10/1)**, registered three tackles.
- **At Cleveland (10/22)**, posted one tackle.
- **Against Baltimore (11/5)**, posted one tackle.
- **Against Cincinnati (11/12)**, registered one tackle for loss.
- **At Pittsburgh (11/16)**, totaled a pair of tackles.



- **At Indianapolis (11/26)**, recorded two tackles.
- **Against Houston (12/3)**, tallied one tackle and two quarterback pressures.
- **At Arizona (12/10)**, registered two tackles, including a tackle for loss.
- **At San Francisco (12/17)**, posted two tackles, including a tackle for loss.
- **Against the Los Angeles Rams (12/24)**, recorded two tackles.
- **Against Jacksonville (12/31)**, set a career high with six tackles. He was also credited with one tackle for loss and one quarterback pressure.
- **At Kansas City (1/6)**, registered four tackles, one sack and one tackle for loss. In the first half, he forced quarterback Alex Smith out of bounds for no gain to record his first career postseason sack.

Williams' Career Regular Season Statistics:

| Year | Team | GP | GS | Tackle | Sack | TFL | QBP | Int | PD | FF | FR |
|---------------|------|-----------|-----------|------------|------------|----------|-----------|----------|----------|----------|----------|
| 2013 | Den | 13 | 4 | 19 | 2.0 | 5 | - | 0 | 0 | 0 | 1 |
| 2014 | Den | 16 | 13 | 21 | 0.0 | 0 | - | 0 | 1 | 0 | 0 |
| 2015 | Den | 15 | 15 | 25 | 2.5 | 0 | - | 0 | 0 | 0 | 0 |
| 2016 | Den | 16 | 16 | 29 | 1.0 | 0 | - | 0 | 1 | 0 | 0 |
| 2017 | Ten | 15 | 11 | 26 | 0.0 | 4 | 3 | 0 | 0 | 0 | 0 |
| Totals | | 75 | 59 | 120 | 5.5 | 9 | NA | 0 | 2 | 0 | 1 |

Williams' Career Postseason Statistics:

| Year | Team | GP | GS | Tackle | Sack | TFL | QBP | Int | PD | FF | FR |
|---------------|------|----------|----------|-----------|------------|----------|----------|----------|----------|----------|----------|
| 2013 | Den | 3 | 3 | 3 | 0.0 | 0 | - | 0 | 0 | 0 | 0 |
| 2014 | Den | 1 | 0 | 1 | 0.0 | 0 | - | 0 | 0 | 0 | 0 |
| 2015 | Den | 3 | 3 | 2 | 0.0 | 0 | - | 0 | 0 | 0 | 0 |
| 2017 | Ten | 2 | 1 | 6 | 1.0 | 1 | - | 0 | 0 | 0 | 0 |
| Totals | | 9 | 7 | 12 | 1.0 | 1 | - | 0 | 0 | 0 | 0 |

Williams' Regular Season Single-Game Highs:

Tackles - 6 vs. Jacksonville (12/31/17)
Sacks - 1 (Five times, last at Tampa Bay, 10/2/16)
Fumble Recovery - 1 at Oakland (12/29/13)

Williams' Postseason Single-Game Highs:

Tackles - 4 at Kansas City (1/6/18)
Sacks - 1 at Kansas City (1/6/18)

MORE TITANS DEFENSIVE LINEMEN**95 - DE DAVID KING (6-4, 281, 2nd Year, Oklahoma)**

- **David King** was acquired by the Titans in a trade with the Kansas City Chiefs on Sept. 1, 2017.
- King was originally selected by the Philadelphia Eagles in the seventh round of the 2013 NFL Draft. He later joined the Cincinnati Bengals (2013–2014), Seattle Seahawks (2014–2015) and the Chiefs (2015–2017).
- Prior to joining the Titans, he played in 10 total NFL games and tallied four tackles, one tackle for loss, 1.5 sacks and two passes defended.
- In 2016, he spent time with the Chiefs on the practice squad and on the 53-man roster. He appeared in two games in a reserve role.
- In four years at Oklahoma, he saw action in 43 games, including 21 starts. He accumulated 75 tackles and 5.5 sacks.
- As a senior, he was named second-team All-Big 12 by the league's coaches.
- King is a native of Houston, Texas.

2017 Highlights:

- In King's first season in Tennessee, he appeared in seven games and totaled four tackles and one sack.
- **At Jacksonville (9/17)**, made his Titans debut and registered a tackle.
- **At Arizona (12/10)**, credited with his first sack of the season, forcing Blaine Gabbert out of bounds for a one-yard loss.

TITANS LINEBACKERS

| No. | Name | Ht | Wt | Exp | College |
|-----|---------------------|------|-----|-----|----------------------|
| 53 | Bates, Daren | 5-11 | 225 | 5 | Auburn |
| 55 | Brown, Jayon | 6-0 | 226 | R | UCLA |
| 44 | Carraway, Josh | 6-3 | 242 | R | Texas Christian |
| 92 | Dodd, Kevin | 6-5 | 277 | 2 | Clemson |
| 91 | Morgan, Derrick | 6-4 | 261 | 8 | Georgia Tech |
| 51 | Ochi, Victor (IR) | 6-1 | 242 | 1 | Stony Brook |
| 98 | Orakpo, Brian | 6-4 | 257 | 9 | Texas |
| 50 | Palmer, Nate | 6-2 | 248 | 5 | Illinois State |
| 93 | Walden, Erik | 6-2 | 250 | 10 | Middle Tennessee St. |
| 52 | Wallace, Aaron (IR) | 6-2 | 242 | 2 | UCLA |
| 54 | Williamson, Avery | 6-1 | 246 | 4 | Kentucky |
| 59 | Woodyard, Wesley | 6-0 | 233 | 10 | Kentucky |

#55 • LB JAYON BROWN

[CLICK FOR COMPLETE BIO \(PDF\)](#)

Linebacker **Jayon Brown** (6-0, 226) was selected by the Titans in the fifth round (155th overall) of the 2017 NFL Draft.

As a rookie, Brown appeared in all 16 regular season games and both postseason games as the team's nickel linebacker. He registered 67 tackles, which tied for the 10th-highest total by a "Titans era" rookie (1999–present) and ranked fifth among the team's rookie linebackers in that span. His statistics also included 1.5 sacks, two tackles for loss, six quarterback pressures, four passes defended and one fumble recovery. He added five tackles in the playoffs.

In four seasons at UCLA (2013-16), Brown appeared in 49 games with 21 starts and totaled 220 tackles, three sacks, nine tackles for loss, three interceptions, 15 passes defended, one forced fumble and four fumble recoveries. He started 21 games over his final two seasons and totaled nine games with double-digit tackles.

As a senior in 2016, he earned first-team All-Pac-12 honors after leading the Bruins with 119 tackles, which tied for 16th on the all-time school single-season list. He added 2.5 sacks, seven tackles for loss, three interceptions, 23 passes defended and two fumble recoveries.

Brown is a native of Long Beach, Calif.



2017 Highlights:

- **Against Oakland (9/10)**, made his NFL regular season debut and posted four tackles.
- **Against Seattle (9/24)**, posted five tackles.
- **At Houston (10/1)**, totaled five tackles and a quarterback pressure.
- **Against Indianapolis (10/16)**, posted four tackles and one quarterback pressure and tied for the team lead with two passes defended.
- **At Cleveland (10/22)**, registered five tackles.
- **Against Baltimore (11/5)**, set a season high through eight games with six tackles.
- **Against Cincinnati (11/12)**, tied his season high through nine games with six tackles.
- **At Pittsburgh (11/16)**, posted five tackles, including a tackle for loss.
- **At Indianapolis (11/26)**, registered three tackles, a half sack and two quarterback pressures. In the first quarter, he combined with Derrick Morgan to sack Jacoby Brissett for a three-yard loss on third down. It was the first half sack of Brown's career.
- **Against Houston (12/3)**, tallied one tackle and one pass defended.
- **At Arizona (12/10)**, set a season high with seven tackles.
- **At San Francisco (12/17)**, posted five tackles, one tackle for loss, one sack and two quarterback pressures. In the fourth quarter, he took down Jimmy Garoppolo for no gain to register the first solo sack of his career.
- **Against the Los Angeles Rams (12/24)**, registered five tackles.
- **Against Jacksonville (12/31)**, posted two tackles and one fumble re-

covery. Late in the second quarter, on a catch by wide receiver Keelan Cole, he notched his first career fumble recovery after cornerback Adoree' Jackson punched the ball out of Cole's hands.

- **At Kansas City (1/6)**, posted three tackles in his NFL playoff debut.
- **At New England (1/13)**, registered two tackles and one pass defended.

Brown's 2017/Career Regular Season Statistics:

| Year | GP | GS | Tackle | Sack | TFL | QBP | Int | PD | FF | FR |
|------|----|----|--------|------|-----|-----|-----|----|----|----|
| 2017 | 16 | 0 | 67 | 1.5 | 2 | 6 | 0 | 4 | 0 | 1 |

Brown's 2017/Career Postseason Statistics:

| Year | GP | GS | Tackle | Sack | TFL | QBP | Int | PD | FF | FR |
|------|----|----|--------|------|-----|-----|-----|----|----|----|
| 2017 | 2 | 0 | 5 | 0.0 | 0 | 0 | 0 | 1 | 0 | 0 |

Brown's College Defensive Statistics:

| Year | Team | GP | GS | Tackle | Sack | TFL | Int | PD | FF | FR |
|---------------|------|-----------|-----------|------------|------------|----------|----------|-----------|----------|----------|
| 2013 | UCLA | 13 | 0 | 6 | 0.0 | 0 | 0 | 0 | 1 | 1 |
| 2014 | UCLA | 12 | 0 | 2 | 0.0 | 0 | 0 | 0 | 0 | 0 |
| 2015 | UCLA | 12 | 9 | 93 | 0.5 | 2 | 0 | 6 | 0 | 1 |
| 2016 | UCLA | 12 | 12 | 119 | 2.5 | 7 | 3 | 9 | 0 | 2 |
| Totals | | 49 | 21 | 220 | 3.0 | 9 | 3 | 15 | 1 | 4 |

Brown's NFL Regular Season Single-Game Highs:

Tackles - 7 at Arizona (12/10/17)

Sacks - 1 at San Francisco (12/17/17)

Pass Defended - 2 vs. Indianapolis (10/16/17)

Brown's NFL Playoff Single-Game Highs:

Tackles - 3 at Kansas City (1/6/18)

#92 • OLB KEVIN DODD

[CLICK FOR COMPLETE BIO \(PDF\)](#)

Kevin Dodd completed his second NFL season in 2017. He was selected by the Titans with the 33rd overall draft choice in the second round of the 2016 NFL Draft.

Dodd appeared in nine games during the 2017 regular season and totaled five tackles, one tackle for loss and one fumble recovery. He also played in both postseason contests.

In 2016, after appearing in nine games with one start, Dodd was placed on injured reserve on Dec. 6, ending his rookie campaign due to a foot injury. His totals for the season included nine tackles, one sack, four quarterback pressures and one tackle for loss.

The 6-foot-5-inch, 277-pounder transitioned to a 3-4 outside linebacker with the Titans after playing defensive end at Clemson.

With the Tigers, Dodd served as a reserve in his first three seasons before bursting on the scene as one of the country's top pass rushers during his redshirt junior campaign. His career totals included 107 tackles, 26.5 tackles for loss and 12 sacks over 39 career games.

In his final collegiate campaign, the Greenville, S.C., native started all 15 games and tallied 12 sacks, 23.5 stops for loss, 86 total tackles and 13 quarterback pressures. He ranked in the national top 10 in sacks, and only teammate Shaq Lawson ranked ahead of him nationally in tackles for loss. He was named honorable mention All-ACC by the media after starting all 15 games and registering 86 tackles, 23.5 for loss and 12 sacks.

In the National Championship Game against Alabama, he produced a career-high five tackles for loss and three sacks, both of which set Clemson single-game postseason records.

He is a native of Greenville, S.C.



2017 Highlights:

- **At Indianapolis (11/26)**, posted one tackle and one quarterback pressure.
- **Against Houston (12/3)**, registered one tackle.
- **At Arizona (12/10)**, posted three tackles.
- **At San Francisco (12/17)**, posted four tackles, including one tackle for loss.
- **Against the Los Angeles Rams (12/24)**, posted one tackle and one quarterback pressure.
- **At Kansas City (1/6)**, made his NFL postseason debut.

Dodd's Career Regular Season Statistics:

| Year | GP | GS | Tackle | Sack | TFL | QBP | Int | PD | FF | FR |
|---------------|-----------|----------|-----------|------------|----------|----------|----------|----------|----------|----------|
| 2016 | 9 | 1 | 9 | 1.0 | 1 | 4 | 0 | 0 | 0 | 0 |
| 2017 | 9 | 0 | 11 | 0.0 | 1 | 2 | 0 | 0 | 0 | 0 |
| Totals | 18 | 1 | 20 | 1.0 | 2 | 6 | 0 | 0 | 0 | 0 |

Dodd's 2017/Career Postseason Statistics:

| Year | GP | GS | Tackle | Sack | TFL | QBP | Int | PD | FF | FR |
|------|----|----|--------|------|-----|-----|-----|----|----|----|
| 2017 | 2 | 0 | 0 | 0.0 | 0 | 0 | 0 | 0 | 0 | 0 |

Dodd's Regular Season Single-Game Highs:**Tackles** - 6 at Detroit (9/18/16)**Sacks** - 1 at Detroit (9/18/16)**Quarterback Pressures** - 4 at Detroit (9/18/16)**#91 • OLB DERRICK MORGAN**[CLICK FOR COMPLETE BIO \(PDF\)](#)

Derrick Morgan (6-3, 261) completed his eighth NFL season in 2017. He was selected by the Titans with the 16th overall draft choice in the 2010 NFL Draft, and in March 2015, he was re-signed as an unrestricted free agent.

Through the 2017 campaign, Morgan ranked ninth in franchise history with 44 career sacks, a total that also ranked first for the Titans from 2010–2017.

In 2017, Morgan played in 14 games (all starts) and led the team with 7.5 sacks. It was his fifth career season with at least six sacks. He finished second on the team and set a career high with 59 quarterback pressures. His totals also included 40 tackles, seven tackles for loss, two passes defended and two fumble recoveries. During the playoffs, he registered eight tackles, one sack and six quarterback pressures in two games.

In 2016, Morgan started 15 games and set a career high with nine sacks, which ranked sixth among AFC linebackers. He also led the team and set a career high with 56 quarterback pressures, more than doubling his previous career high of 27 quarterback pressures in 2014.

Morgan's 2015 campaign came to an end when he was placed on injured reserve on Dec. 17 with a shoulder injury. Prior to the injury, he appeared in 10 games and registered 34 tackles, 4.5 sacks, 13 quarterback pressures, six tackles for loss, two passes defended and a forced fumble.

In 2014, Morgan produced at the time the biggest numbers of his career after switching from a 4-3 defensive end to a 3-4 outside linebacker. He started all 16 games for the second time in his career and led the squad with 6.5 sacks. His 27 quarterback pressures and 13 tackles for loss tied for the team lead and set new career highs. Also, his nine passes defended and two forced fumbles set career highs.

In 2013, Morgan played in 15 games with 14 starts at defensive end and ranked second on the team with six sacks, eight quarterback pressures and three tackles for loss (tied). His totals also included 54 tackles, one pass defended, one forced fumble and one fumble recovery.

In 2012, Morgan started all 16 games for the first time in his career and led the Titans with 6.5 sacks and 19 quarterback pressures. He also set a career high with 68 tackles and added five tackles for loss, five passes defended, a forced fumble and a fumble recovery.

Morgan played in 15 games in 2011 and led the Titans with 20 quarterback pressures. He added 47 tackles, 2.5 sacks, three tackles for loss and two passes defended.

As a rookie, an ACL tear ended his season after only four games.

In three seasons at Georgia Tech, the Coatesville, Pa., native totaled 115 tackles, 19.5 sacks, 29.5 tackles for loss, five passes defended, six fumble recoveries and two forced fumbles in 39 games. He started the final 27 consecutive games of his college career at left defensive end. Prior to entering the NFL after his junior season, he was named the ACC Defensive Player of the Year with an ACC-high 12.5 sacks.

2017 Highlights:

➤ **Against Oakland (9/10)**, totaled four tackles, one sack, a team-high two tackles for loss and a team-high five quarterback pressures. In the second quarter, he sacked Derek Carr for a seven-yard loss to help force a punt.

➤ **At Jacksonville (9/17)**, totaled four tackles, one sack and one pass defended. He recorded his second consecutive game with a sack, dropping Blake Bortles for a five-yard loss on third down in the third quarter. The sack tied Morgan with former Titans defensive end Kyle Vanden Bosch (38.5) for ninth on the team's all-time sack list.

➤ **Against Seattle (9/24)**, registered three tackles and seven quarterback pressures.

➤ **At Houston (10/1)**, led the defense with five quarterback pressures and added two tackles and a sack. In the fourth quarter, he sacked Texans quarterback Tom Savage for an eight-yard loss. The play moved him ahead of former defensive end Kyle Vanden Bosch (38.5 career sacks) for ninth place on the team's all-time sack list.

➤ **At Miami (10/8)**, registered two tackles and three quarterback pressures.

➤ **Against Indianapolis (10/16)**, posted one tackle and one quarterback pressure.

➤ **At Cleveland (10/22)**, totaled three tackles, 1.5 sacks, five quarterback pressures and one tackle for loss. He took down quarterback Cody Kessler for a five-yard loss in the fourth quarter, and in overtime, he and Brian Orakpo split a 12-yard sack on third down to force a punt. The Titans kicked the game-winning field goal on the ensuing drive. He became the ninth player in franchise history to reach 40.0 career sacks. In the "Titans era" (1999–present), only Jevon Kearse (52.0) had previously accomplished the feat.

➤ **Against Baltimore (11/5)**, led the team with three quarterback pressures and added three tackles and a half sack. Late in the second quarter, he and defensive end Karl Klug combined to sack Joe Flacco for a four-yard loss on third down to force a punt.

➤ **Against Cincinnati (11/12)**, played his 100th career NFL game. In the second quarter, he recovered a fumble after the ball was stripped from quarterback Andy Dalton by outside linebacker Brian Orakpo. It led to a touchdown on the ensuing Titans possession. On Cincinnati's next drive, Morgan recovered another fumble by Dalton. He became the first Titans player to record two opponent fumble recoveries since linebacker Colin McCarthy at the Buffalo Bills on Dec. 4, 2011.

➤ **At Pittsburgh (11/16)**, totaled four tackles, one tackle for loss, one sack and four quarterback pressures. In the second quarter, he sacked Ben Roethlisberger for a six-yard loss.

➤ **At Indianapolis (11/26)**, registered five tackles, one sack, one tackle for loss and a team-high eight quarterback pressures. He combined with Jayon Brown for a sack in the first quarter and with Brian Orakpo for a sack in the second quarter.

➤ **Against Houston (12/3)**, totaled four tackles, six quarterback pressures and a half sack. With a half sack on the final play of the game—a 19-yard takedown shared with Brian Orakpo—he recorded his third consecutive game with at least a half sack. The play also gave him at least a half sack in five games over a six-game stretch.

➤ **At Arizona (12/10) and at San Francisco (12/17)**, he was inactive with a knee injury.

➤ **Against the Los Angeles Rams (12/24)**, led the team with five quarterback pressures and added one tackle and one pass defended.

➤ **Against Jacksonville (12/31)**, registered three tackles and three quarterback pressures.

➤ **At Kansas City (1/6)**, tallied seven tackles, one tackle for loss, one sack and four quarterback pressures in his first career playoff game. During Kansas City's final drive, he took down Alex Smith for no gain on third down to record his first career postseason sack.

➤ **At New England (1/13)**, registered one tackle and two quarterback pressures.



Morgan's Career Regular Season Statistics:

| Year | GP | GS | Tackle | Sack | TFL | QBP | Int | PD | FF | FR |
|---------------|------------|-----------|------------|-------------|-----------|------------|----------|-----------|----------|----------|
| 2010 | 4 | 0 | 10 | 1.5 | 0 | 1 | 0 | 1 | 0 | 0 |
| 2011 | 15 | 10 | 47 | 2.5 | 3 | 20 | 0 | 2 | 0 | 0 |
| 2012 | 16 | 16 | 68 | 6.5 | 5 | 19 | 0 | 5 | 1 | 1 |
| 2013 | 15 | 14 | 54 | 6.0 | 3 | 8 | 0 | 1 | 1 | 1 |
| 2014 | 16 | 16 | 82 | 6.5 | 13 | 27 | 0 | 9 | 2 | 0 |
| 2015 | 10 | 9 | 34 | 4.5 | 6 | 13 | 0 | 2 | 1 | 0 |
| 2016 | 15 | 15 | 50 | 9.0 | 4 | 56 | 0 | 1 | 0 | 0 |
| 2017 | 14 | 14 | 40 | 7.5 | 7 | 59 | 0 | 2 | 0 | 2 |
| Totals | 105 | 94 | 383 | 44.0 | 41 | 203 | 0 | 23 | 5 | 4 |

Morgan's 2017/Career Postseason Statistics:

| Year | GP | GS | Tackle | Sack | TFL | QBP | Int | PD | FF | FR |
|------|----|----|--------|------|-----|-----|-----|----|----|----|
| 2017 | 2 | 2 | 8 | 1.0 | 1 | 6 | 0 | 0 | 0 | 0 |

Morgan's Regular Season Single-Game Highs:

Tackles - 13 at Philadelphia (11/23/14)

Sacks - 2 (Four times, last at Miami, 10/9/16)

Quarterback Pressures - 9 (Twice, last at Indianapolis, 11/20/16)

Fumble Recovery - 2 vs. Cincinnati (11/12/17)

Forced Fumble - 1 (Four times, last at Jacksonville, 12/18/14)

Tackles For Loss - 3 (Twice, last vs. Indianapolis, 12/28/14)

Morgan's Playoff Single-Game Highs:

Tackles - 7 at Kansas City (1/6/18)

Sacks - 1 at Kansas City (1/6/18)

Quarterback Pressures - 4 at Kansas City (1/6/18)

Tackles For Loss - 1 at Kansas City (1/6/18)

FRANCHISE SACK LEADERS

Derrick Morgan ranks among the franchise's all-time leaders in career sacks. He moved ahead of **Kyle Vanden Bosch** (38.5) for ninth place on the all-time list at Houston on Oct. 1, 2017.

Most career sacks, franchise history:

| Player | Position | Seasons | Sacks* |
|-------------------|----------|------------------|--------|
| 1. Elvin Bethea | DE | 1968–83 | 105.0 |
| 2. Ray Childress | DT | 1985–95 | 75.5 |
| 3. Jesse Baker | DE | 1979–87 | 66.0 |
| 4. William Fuller | DE | 1986–93 | 59.0 |
| 5. Sean Jones | DE | 1988–93 | 57.5 |
| 6. Jevon Kearse | DE | 1999–03, 2008–09 | 52.0 |
| 7. Robert Brazile | LB | 1975–84 | 48.0 |
| 8. Ted Washington | LB | 1973–82 | 45.0 |
| 9. Derrick Morgan | OLB | 2010–17 | 44.0 |
| 10. Jurrell Casey | DT | 2011–17 | 39.0 |

* Individual sacks became an official statistic in 1982. Sacks recorded prior to 1982 are unofficial.

FIFTH SEASON WITH SIX SACKS

Derrick Morgan has posted at least six sacks in five different seasons since the Titans made him the 16th-overall pick in the 2010 NFL Draft.

From the time individual sacks became an official NFL statistic in 1982 until now, there have only been three players with the Titans/Oilers who have reached the six-sack mark more often than Morgan: defensive linemen **Ray Childress** (eight seasons with at least six sacks), **William Fuller** (six) and **Sean Jones** (six). Morgan is the first "Titans era" player (1999–present) with five seasons of at least six sacks.

Most seasons with six or more sacks with the Titans/Oilers, 1982–2017:

| Player (Position) | Seasons with 6.0 Sacks |
|----------------------------|------------------------|
| 1. Ray Childress (DE/DT) | 8 |
| 2. William Fuller (DE) | 6 |
| Sean Jones (DE) | 6 |
| 4. Derrick Morgan (DE/OLB) | 5 |
| 5. Jevon Kearse (DE) | 4 |
| 6. Jurrell Casey (DT) | 3 |
| Kyle Vanden Bosch (DE) | 3 |

TITANS SACK LEADERS SINCE 2010

Since entering the NFL in 2010 as a first-round pick, **Derrick Morgan** leads the Titans in sacks. The next closest total is held by defensive lineman **Jurrell Casey**.

Morgan has had at least 4.5 sacks in every season from 2012 through 2017.

Most sacks among Titans players, 2010–2017:

| Player | Sacks |
|--------------------|-------|
| 1. Derrick Morgan | 44.0 |
| 2. Jurrell Casey | 39.0 |
| 3. Brian Orakpo | 24.5 |
| 4. Karl Klug | 21.5 |
| 5. Wesley Woodyard | 14.5 |
| 5. Jason Babin | 12.5 |

2016'S TOP SACK TANDEM

Together, outside linebackers **Brian Orakpo** and **Derrick Morgan** combined for 19.5 sacks in 2016. Orakpo led the team with 10.5 sacks, while Morgan contributed nine sacks.

Among all defensive tandems in the NFL, Orakpo and Morgan had the seventh-best sack total.

Most combined sacks by two NFL teammates in 2016 (includes team's top two sack producers):

| Sacks by Top | | | |
|---------------|-------------|--------------------------|--|
| Team | Two Players | Player 1 | Player 2 |
| 1. Arizona | 23.5 | Markus Golden - 12.5 | Chandler Jones - 11.0 (Calais Campbell - 8.0) |
| 2. Seattle | 21.5 | Cliff Avril - 11.5 | Frank Clark - 10.0 |
| Denver | 21.5 | Von Miller - 13.5 | Shane Ray - 8.0 |
| 4. Minnesota | 20.5 | Danielle Hunter - 12.5 | Everson Griffen - 8.0 (Brian Robison - 7.5) |
| 5. Washington | 20.0 | Ryan Kerrigan - 11 | Trent Murphy - 9.0 |
| Atlanta | 20.0 | Vic Beasley - 15.5 | Adrian Clayborn - 4.5 |
| 7. Tennessee | 19.5 | Brian Orakpo - 10.5 | Derrick Morgan - 9.0 |
| 8. San Diego | 18.5 | Joey Bosa - 10.5 | Melvin Ingram - 8.0 |
| Green Bay | 18.5 | Nick Perry - 11.0 | Julius Peppers - 7.5 |
| Buffalo | 18.5 | Lorenzo Alexander - 12.5 | Jerry Hughes - 6.0 |

The total by Orakpo and Morgan was the best for any Titans duo since 2007, when defensive ends **Jason Babin** (12.5) and **Dave Ball** (7.0) combined for 19.5 sacks. Orakpo and Morgan tied for the third-most sacks by a pair of teammates in the "Titans era" of the team's history (1999–present).

Most combined sacks by the Titans' top two sack producers in a season, 1999–present:

| Sacks by Top | | | |
|--------------|-------------|--------------------------|----------------------|
| Season | Two Players | Player 1 | Player 2 |
| 1. 1999 | 20.5 | Jevon Kearse - 14.5 | Eddie Robinson - 6.0 |
| 2. 2007 | 20.0 | Kyle Vanden Bosch - 12.0 | Antwon Odom - 8.0 |
| 3. 2016 | 19.5 | Brian Orakpo - 10.5 | Derrick Morgan - 9.0 |
| 2010 | 19.5 | Jason Babin - 12.5 | Dave Ball - 7.0 |
| 2000 | 19.5 | Jevon Kearse - 11.5 | Kenny Holmes - 8.0 |
| 6. 2005 | 19.0 | Kyle Vanden Bosch - 12.5 | Travis LaBoy - 6.5 |
| 7. 2002 | 18.0 | Kevin Carter - 10.0 | Carlos Hall - 8.0 |

SACKS BY TITANS/OILERS LINEBACKERS

In 2016, outside linebackers **Brian Orakpo** and **Derrick Morgan** turned in two of the top sack totals in franchise history among linebackers. Orakpo's current sack total is the highest by a Titans/Oilers linebacker since sacks became an official statistic in 1982. Morgan was not far from Orakpo's pace and was second in team annals among linebackers.

Prior to the 2014 season, Morgan switched from a 4-3 defensive end to a 3-4 outside linebacker, and in his first season in the new position, he led the team with 6.5 sacks.

In 2015, Orakpo arrived in Tennessee and registered seven sacks.

Most sacks in a season by franchise linebackers since 1982:

| Linebacker | Season | Sacks |
|--------------------------|-------------|-------------|
| 1. Brian Orakpo | 2016 | 10.5 |
| 2. Derrick Morgan | 2016 | 9.0 |
| 3. Lamar Lathon | 1994 | 8.5 |
| 4. Johnny Meads | 1988 | 8.0 |
| 5. Derrick Morgan | 2017 | 7.5 |
| 6. Brian Orakpo | 2017 | 7.0 |
| Brian Orakpo | 2015 | 7.0 |
| 8. Derrick Morgan | 2014 | 6.5 |
| Robert Brazile | 1982 | 6.5 |
| Akeem Ayers | 2012 | 6.0 |
| Mike Barrow | 1996 | 6.0 |
| Eddie Robinson | 1999 | 6.0 |

#98 • OLB BRIAN ORAKPO

[CLICK FOR COMPLETE BIO \(PDF\)](#)

Outside linebacker **Brian Orakpo** (6-4, 257) completed his ninth NFL season and his third campaign with the Titans in 2017. He was signed as an unrestricted free agent on March 13, 2015.

In his first three years in Tennessee, Orakpo was the only Titans player to start all 48 games, and he led the team over that period with a total of 24.5 sacks. His teammates voted him a defensive captain in each of those seasons.

In 2017, Orakpo led the defense with a career-high 73 quarterback pressures and ranked second on the squad with seven sacks. He added 10 tackles for loss, two passes defended and three forced fumbles. During the playoffs, he led the team with 1.5 sacks and tied for the team lead with six quarterback pressures.

In 2016, he led the defense with 10.5 sacks, the second-highest total of his career. He ranked second on the team with a career-high 49 quarterback pressures and added 55 tackles, four tackles for loss, five passes defended and one forced fumble. At the conclusion of the year, he was named to his fourth career Pro Bowl (first with the Titans).

In 2015, Orakpo started all 16 games for the first time since 2011. His seven sacks tied for the team lead, and he led the squad with 37 quarterback pressures and 12 tackles for loss.

Orakpo spent the previous six years as a member of the Washington Redskins, who selected him in the first round (13th overall) of the 2009 NFL Draft. During his time in Washington, Orakpo was named to the Pro Bowl three times (2009, 2010 and 2013). His career totals in Washington included 40 sacks, 255 tackles, one interception, 17 passes defended, six forced fumbles and three fumble recoveries in 71 starts. He recorded eight multi-sack games.

As a rookie in 2009, he earned Pro Bowl honors and set a Redskins rookie record with 11 sacks, which also led all NFL rookies.

For each of his first three seasons in Washington, Orakpo led or tied for the team lead in sacks, but he missed most of the 2012 and 2014 seasons with pectoral injuries.

In 2013, he earned his third Pro Bowl selection, as he registered 10 sacks, 60 tackles, one interception return for touchdown, 18 quarterback hits, 16 tackles for loss and two fumble recoveries.

A native of Houston, Texas, Orakpo was drafted by the Redskins out of the University of Texas, where he finished his college career with 22 sacks. He was a multiple award winner in college, including the Nagurski (nation's top defensive player), Lombardi (nation's top lineman) and the Hendricks (nation's top defensive end). He was a part of the Texas team that won the National Title at the conclusion of the 2005 season.



2017 Highlights:

- **Against Oakland (9/10)**, registered five tackles, one quarterback pressure, one forced fumble and one pass defended.
- **At Jacksonville (9/17)**, totaled four tackles, one sack, one forced fumble and four quarterback pressures. In the second quarter, he recorded a strip-sack against Jaguars quarterback Blake Bortles, and the fumble was recovered by linebacker Erik Walden. Orakpo was credited with his first sack of the season, and the forced fumble was the ninth of his career.
- **Against Seattle (9/24)**, recorded two tackles, one tackle for loss, a team-high 10 quarterback pressures and one pass defended.
- **At Houston (10/1)**, recorded five tackles and four quarterback pressures.
- **At Miami (10/8)**, registered three tackles, including one tackle for loss, and tied for the team lead with four quarterback pressures.
- **Against Indianapolis (10/16)**, posted two tackles and one quarterback pressure.
- **At Cleveland (10/22)**, totaled six tackles, a team-high seven quarterback pressures, one tackle for loss and a half sack. In overtime, he and Derrick Morgan split a 12-yard sack on third down to force a punt. The Titans kicked the game-winning field goal on the ensuing drive.
- **Against Baltimore (11/5)**, totaled five tackles, one tackle for loss and two quarterback pressures.
- **Against Cincinnati (11/12)**, totaled a pair of tackles, one sack, six quarterback pressures and one forced fumble. In the second quarter, he created a turnover with a strip-sack against quarterback Andy Dalton. The fumble was recovered by outside linebacker Derrick Morgan. On the play, Orakpo joined 16 other active players in reaching 60 career sacks. He tied his career high with his third forced fumble of the season (2011).
- **At Pittsburgh (11/16)**, led the team with five quarterback pressures and added three tackles, including a tackle for loss.
- **At Indianapolis (11/26)**, totaled five tackles, 1.5 sacks and four quarterback pressures. He combined with Derrick Morgan for a sack in the second quarter and dropped Jacoby Brissett for a nine-yard loss in the third quarter.
- **Against Houston (12/3)**, posted five tackles, one sack and a team-high eight quarterback pressures. In the second quarter, he combined with DaQuan Jones on an eight-yard sack of Tom Savage. On the final play of the game, Orakpo and outside linebacker Derrick Morgan split a 19-yard sack.
- **At Arizona (12/10)**, totaled two tackles, one tackle for loss, one sack and three quarterback pressures. In the third quarter, he took down Blaine Gabbert for a nine-yard sack.
- **At San Francisco (12/17)**, registered one tackle and two quarterback pressures.
- **Against the Los Angeles Rams (12/24)**, totaled six tackles, one tackle for loss and two quarterback pressures.
- **Against Jacksonville (12/31)**, recorded a team-high 10 quarterback pressures for the second time in 2017. He added three tackles, one tackle for loss and one sack. With a 10-yard sack in the fourth quarter, he became the first Titans player since Jevon Kearse (1999–2001) to record at least seven sacks in three consecutive seasons.
- **At Kansas City (1/6)**, led the team with 1.5 sacks in his first career playoff game. He added three tackles, one tackle for loss and three quarterback pressures.

➤ **At New England (1/13)**, posted two tackles and three quarterback pressures.

Orakpo's Career Regular Season Statistics:

| Year | Team | GP | GS | Tackle | Sack | TFL | QBP | Int | PD | FF | FR |
|---------------|------|------------|------------|------------|-------------|-----------|------------|----------|-----------|-----------|----------|
| 2009 | Was | 16 | 16 | 61 | 11.0 | 13 | 20 | 0 | 1 | 1 | 0 |
| 2010 | Was | 15 | 15 | 78 | 8.5 | 9 | 47 | 0 | 2 | 1 | 0 |
| 2011 | Was | 16 | 16 | 66 | 9.0 | 7 | 35 | 0 | 5 | 3 | 1 |
| 2012 | Was | 2 | 2 | 8 | 1.0 | 1 | 3 | 0 | 3 | 1 | 0 |
| 2013 | Was | 15 | 15 | 70 | 10.0 | 15 | 42 | 1 | 5 | 0 | 2 |
| 2014 | Was | 7 | 7 | 28 | 0.5 | 1 | 9 | 0 | 1 | 0 | 0 |
| 2015 | Ten | 16 | 16 | 64 | 7.0 | 12 | 37 | 0 | 5 | 1 | 0 |
| 2016 | Ten | 16 | 16 | 55 | 10.5 | 4 | 49 | 0 | 5 | 1 | 0 |
| 2017 | Ten | 16 | 16 | 60 | 7.0 | 10 | 73 | 0 | 2 | 3 | 0 |
| Totals | | 119 | 119 | 490 | 64.5 | 72 | 405 | 1 | 29 | 11 | 3 |

Orakpo's 2017/Career Postseason Statistics:

| Year | GP | GS | Tackle | Sack | TFL | QBP | Int | PD | FF | FR |
|------|----|----|--------|------|-----|-----|-----|----|----|----|
| 2017 | 2 | 2 | 5 | 1.5 | 1 | 6 | 0 | 0 | 0 | 0 |

Orakpo's Regular Season Single-Game Highs:

Tackles - 8 (Four times, last at Miami, 10/9/16)

Sacks - 4 at Oakland (12/13/09)

Interceptions - 1 vs. Chicago (10/20/13)

Forced Fumble - 1 (11 times, last vs. Cincinnati, 11/12/17)

Fumble Recovery - 1 (Three times, last at Atlanta, 12/15/13)

Passes Defensed - 3 at New Orleans (9/9/12)

Orakpo's Playoff Single-Game Highs:

Tackles - 3 at Kansas City (1/6/18)

Sacks - 1.5 at Kansas City (1/6/18)

Quarterback Pressures - 3 (Twice, last at New England, 1/13/18)

Tackles for Loss - 1 at Kansas City (1/6/18)

SACKS BY LINEBACKERS, 2015-2017

From the time **Brian Orakpo** arrived in Tennessee in 2015 through the 2017 campaign, he registered 24.5 sacks. During that period, only three other NFL linebackers exceeded his sack total: **Chandler Jones** (40.5), **Von Miller** (34.5) and **Ryan Kerrigan** (33.5).

Most sacks by NFL linebackers from 2015-2017:

| Player | Sacks |
|--------------------------|-------------|
| 1. Chandler Jones | 40.5 |
| 2. Von Miller | 34.5 |
| 3. Ryan Kerrigan | 33.5 |
| 4. Brian Orakpo | 24.5 |
| Vic Beasley Jr. | 24.5 |
| 6. Nick Perry | 21.5 |
| 7. Derrick Morgan | 21.0 |
| Justin Houston | 21.0 |
| 9. Bruce Irvin | 20.5 |
| Whitney Mercilus | 20.5 |
| Preston Smith | 20.5 |

SACKS BY AFC LINEBACKERS IN 2016

In 2016, Titans outside linebacker **Brian Orakpo** tied for 13th in the NFL with 10.5 sacks, and he was ninth among all linebackers.

In the AFC, Orakpo's sack total ranked sixth overall and fourth among linebackers.

Sack leaders in 2016 among AFC linebackers:

| Player | Team | Sacks |
|--------------------------|------------|-------------|
| 1. Von Miller | Den | 13.5 |
| 2. Lorenzo Alexander | Buf | 12.5 |
| 3. Erik Walden | Ind | 11.0 |
| 4. Brian Orakpo | Ten | 10.5 |
| 5. Dee Ford | KC | 10.0 |
| 6. Derrick Morgan | Ten | 9.0 |
| 7. Melvin Ingram | SD | 8.0 |
| Shane Ray | Den | 8.0 |
| Terrell Suggs | Bal | 8.0 |
| 10. Whitney Mercilus | Hou | 7.5 |

#93 • OLB ERIK WALDEN

[CLICK FOR COMPLETE BIO \(PDF\)](#)



Outside linebacker **Erik Walden** (6-2, 250) spent his first season with the Titans in 2017. It was his 10th total NFL campaign. He was signed as an unrestricted free agent on July 28, 2017.

Walden participated in every game in 2017 with two starts and totaled 44 tackles, four sacks, 28 quarterback pressures, five tackles for loss and one fumble recovery.

Prior to arriving in Tennessee, Walden spent nine previous seasons with a total of four NFL franchises, including the last four seasons with the Indianapolis Colts. His career totals before joining the Titans included 86 starts, 32 career sacks, two interceptions and seven forced fumbles in 129 career games.

In 2016 with the Colts, he posted a career-high 11.0 sacks, which ranked eighth in the NFL and tied for the ninth most in a season in Colts history. He added 46 tackles, three forced fumbles and nine tackles for loss.

Walden was drafted in the sixth round of the 2008 NFL Draft by the Dallas Cowboys. He went on to play for the Kansas City Chiefs (2008), Miami Dolphins (2008-10) and Green Bay Packers (2010-12) before going to the Colts.

A native of Dublin, Ga., Walden was a two-time All-Sun Belt selection as a defensive end at Middle Tennessee State and finished his career with 22.5 sacks to become the school's all-time leader.

2017 Highlights:

- **Against Oakland (9/10)**, made his regular season Titans debut and tallied three tackles and two quarterback pressures.
- **At Jacksonville (9/17)**, recovered a fumble by Jaguars quarterback Blake Bortles in the second quarter for his third career fumble recovery. He added one tackle in the game.
- **Against Seattle (9/24)**, totaled four tackles, one sack and two quarterback pressures. In the second quarter, he recorded his first sack in a Titans uniform, dropping Russell Wilson for a nine-yard loss.
- **At Houston (10/1)**, notched three tackles.
- **At Miami (10/8)**, registered three tackles and tied for the team lead with four quarterback pressures.
- **Against Indianapolis (10/16)**, registered two tackles and two quarterback pressures.
- **At Cleveland (10/22)**, posted one quarterback pressure.
- **Against Baltimore (11/5)**, registered a pair of tackles.
- **Against Cincinnati (11/12)**, tallied three tackles and three quarterback pressures.
- **At Pittsburgh (11/16)**, totaled three tackles, one tackle for loss, one sack and one quarterback pressure. In the third quarter, he sacked Ben Roethlisberger for a three-yard loss.
- **At Indianapolis (11/26)**, accumulated three tackles, one sack, one tackle for loss and one quarterback pressure. He recorded his second consecutive game with a sack, dropping Jacoby Brissett for a two-yard loss in the second quarter.
- **Against Houston (12/3)**, registered two tackles, one tackle for loss and three quarterback pressures.
- **At Arizona (12/10)**, started for the first time with the Titans in place of Derrick Morgan (knee) and led the squad with four quarterback pressures. He added five tackles, one tackle for loss and one sack. In the first quarter, he dropped Blaine Gabbert for an eight-yard loss to record his third sack in a four-game span.
- **At San Francisco (12/17)**, started and posted five tackles and three quarterback pressures.
- **Against the Los Angeles Rams (12/24)**, totaled three tackles, one tackle for loss and one quarterback pressure.
- **Against Jacksonville (12/31)**, registered two tackles and one quarterback pressure.
- **At Kansas City (1/6)**, tallied a pair of tackles.
- **At New England (1/13)**, contributed two tackles and one quarterback pressure.

Walden's Career Regular Season Statistics:

| Year | Team | GP | GS | Tackle | Sack | TFL | QBP | Int | PD | FF | FR |
|---------------|--------|------------|-----------|------------|-------------|-----------|-----------|----------|-----------|----------|----------|
| 2008 | KC/Mia | 15 | 0 | 0 | 0.0 | - | - | 0 | 0 | 0 | 0 |
| 2009 | Mia | 11 | 0 | 0 | 0.0 | - | - | 0 | 0 | 0 | 0 |
| 2010 | Mia/GB | 11 | 2 | 31 | 3.0 | - | - | 0 | 1 | 0 | 0 |
| 2011 | GB | 16 | 15 | 86 | 3.0 | - | - | 0 | 2 | 1 | 1 |
| 2012 | GB | 15 | 9 | 71 | 3.0 | - | - | 2 | 4 | 0 | 0 |
| 2013 | Ind | 15 | 15 | 58 | 3.0 | - | - | 0 | 3 | 1 | 1 |
| 2014 | Ind | 15 | 14 | 57 | 6.0 | - | - | 0 | 0 | 1 | 0 |
| 2015 | Ind | 15 | 15 | 57 | 3.0 | - | - | 0 | 0 | 1 | 0 |
| 2016 | Ind | 16 | 16 | 46 | 11.0 | - | - | 0 | 0 | 3 | 0 |
| 2017 | Ten | 16 | 2 | 44 | 4.0 | 5 | 28 | 0 | 0 | 0 | 1 |
| Totals | | 145 | 88 | 450 | 36.0 | NA | NA | 2 | 10 | 7 | 3 |

Walden's Career Postseason Statistics:

| Year | Team | GP | GS | Tackle | Sack | TFL | QBP | Int | PD | FF | FR |
|---------------|------|-----------|----------|-----------|------------|----------|----------|----------|----------|----------|----------|
| 2008 | Mia | 1 | 0 | 0 | 0.0 | - | - | 0 | 0 | 0 | 0 |
| 2010 | GB | 3 | 3 | 15 | 1.0 | - | - | 0 | 0 | 1 | 0 |
| 2011 | GB | 1 | 0 | 3 | 0.0 | - | - | 0 | 0 | 0 | 0 |
| 2012 | GB | 2 | 1 | 9 | 1.0 | - | - | 0 | 0 | 0 | 0 |
| 2013 | Ind | 2 | 2 | 14 | 1.0 | - | - | 0 | 1 | 0 | 0 |
| 2014 | Ind | 3 | 3 | 16 | 1.0 | - | - | 0 | 1 | 0 | 0 |
| 2017 | Ten | 2 | 0 | 4 | 0.0 | 0 | 1 | 0 | 0 | 0 | 0 |
| Totals | | 14 | 9 | 61 | 4.0 | - | - | 0 | 2 | 1 | 0 |

Walden's Regular Season Single-Game Highs:**Tackles** - 16 vs. Chicago (1/2/11)**Sacks** - 3 vs. Chicago (1/2/11)**Interceptions** - 1 (Twice, last vs. Tennessee 12/23/12)**Forced Fumble** - 2 vs. San Diego (9/25/16)**Fumble Recovery** - 1 (Three times, last at Jacksonville 9/17/17)**Passes Defensed** - 2 at Indianapolis (10/7/12)**Walden's Playoff Single-Game Highs:****Tackles** - 8 at Philadelphia (1/9/11)**Sacks** - 1 (Four times, last at Denver, 1/11/15)**#54 • ILB AVERY WILLIAMSON**[CLICK FOR COMPLETE BIO \(PDF\)](#)

Linebacker **Avery Williamson** (6-1, 246) completed his fourth NFL season in 2017. He was selected by the Titans in the fifth round (151st overall) of the 2014 NFL Draft.

During his first four campaigns, Williamson accumulated a team-high 518 tackles. The next closest four-year tackle total to his during that time was 504 stops by linebacker **Wesley Woodyard**.

In 2017, Williamson started every game for the second consecutive campaign and finished second on the defense with 125 tackles. He added three sacks, 12 quarterback pressures, seven tackles for loss, two passes defensed and one forced fumble.

In 2016, Williamson started all 16 games for the first time in his career, and his 149 tackles were the most by a member of the Titans since **Stephen Tulloch's** 169 stops in 2010. In addition, he posted two sacks, six tackles for loss, nine quarterback pressures, one interception and one forced fumble.

Williamson started 15 games in 2015 and led the team in tackles for the first time. He became the first defender in the "Titans era" (1999–present) to begin his career with two consecutive 100-tackle seasons. His 2015 statistics also included 3.5 sacks, 13 quarterback pressures and an interception.

In 2014, Williamson had one of the most productive seasons of any Titans defensive rookie in recent memory. Even though he did not record his first start until Week 5, he produced 107 tackles to rank third on the team in 2014 and record the highest tackle total by a rookie in the "Titans era" (1999–present). He added three sacks, eight quarterback pressures, eight tackles for loss, four passes defensed, two fumble recoveries and seven stops on special teams.

During a four-year career at Kentucky, Williamson played in 49 games with 21 starts. He finished his career with 296 total tackles, including double-digit tackles in 12 career contests. After primarily serving on special teams in his first two years, he went over the 100-tackle mark as a junior and senior.

As a senior in 2013, he was a team captain and led the squad in tack-

les for the second consecutive season. His 102 tackles tied for fourth place in the SEC, and he was named All-SEC second team by Associated Press.

The Milan, Tenn., native grew up as a Titans fan.

2017 Highlights:

- **Against Oakland (9/10)**, tied for the team lead with 10 tackles. He reached 400 career tackles in the contest.
- **At Jacksonville (9/17)**, finished second on the team with nine tackles and batted a Blake Bortles pass that was then intercepted by teammate Curtis Riley.
- **Against Seattle (9/24)**, tallied eight tackles in his 50th career game.
- **At Houston (10/1)**, posted eight tackles and a quarterback pressure.
- **At Miami (10/8)**, led the team with 10 tackles.
- **Against Indianapolis (10/16)**, tallied six tackles and a forced fumble. In the third quarter, he and Wesley Woodyard combined to force a turnover. On a reception by tight end Jack Doyle, he stripped the ball to record his second career forced fumble (first of 2017), and Woodyard recovered for the Titans.
- **At Cleveland (10/22)**, led the team with 15 tackles, including a tackle for loss.
- **Against Baltimore (11/5)**, registered seven tackles and one quarterback pressure.
- **Against Cincinnati (11/12)**, posted one tackle.
- **At Pittsburgh (11/16)**, recorded four tackles.
- **At Indianapolis (11/26)**, led the team with 12 tackles and added one sack, one tackle for loss and one quarterback pressure. In the third quarter, he was credited with his first sack of the season, bringing down Jacoby Brissett for no gain.
- **Against Houston (12/3)**, posted seven tackles and one quarterback pressure.
- **At Arizona (12/10)**, tallied four tackles, one tackle for loss, one sack and one quarterback pressure. Late in the fourth quarter, he was credited with a four-yard sack against Blaine Gabbert. His tackle total pushed him past 100 tackles in 2017, and he became the first Titans defender in the "Titans era" (1999–present) to begin his career with four consecutive 100-tackle seasons.
- **At San Francisco (12/17)**, led the team with four quarterback pressures and added six tackles, one sack and two tackles for loss. In the first quarter, he sacked Jimmy Garoppolo for an eight-yard loss. It was his second consecutive game with a sack.
- **Against the Los Angeles Rams (12/24)**, totaled six tackles and two quarterback pressures.
- **Against Jacksonville (12/31)**, led the defense with 12 tackles, including two tackles for loss. He added one quarterback pressure, one pass defensed and one forced fumble.
- **At Kansas City (1/6)**, registered one tackle and one quarterback pressure in his first career postseason appearance.
- **At New England (1/13)**, contributed one tackle and one pass defensed.

Williamson's Career Regular Season Statistics:

| Year | GP | GS | Tackle | Sack | TFL | QBP | Int | PD | FF | FR |
|---------------|-----------|-----------|------------|-------------|-----------|-----------|----------|----------|----------|----------|
| 2014 | 16 | 12 | 107 | 3.0 | 8 | 8 | 0 | 4 | 0 | 2 |
| 2015 | 15 | 15 | 137 | 3.5 | 9 | 13 | 1 | 1 | 0 | 0 |
| 2016 | 16 | 16 | 149 | 2.0 | 6 | 9 | 1 | 1 | 1 | 0 |
| 2017 | 16 | 16 | 125 | 3.0 | 7 | 12 | 0 | 2 | 2 | 0 |
| Totals | 63 | 59 | 518 | 11.5 | 30 | 42 | 2 | 8 | 3 | 2 |



Williamson's 2017/Career Postseason Statistics:

| Year | GP | GS | Tackle | Sack | TFL | QBP | Int | PD | FF | FR |
|------|----|----|--------|------|-----|-----|-----|----|----|----|
| 2017 | 2 | 2 | 2 | 0.0 | 0 | 1 | 0 | 1 | 0 | 0 |

Williamson's Regular Season Single-Game Highs:

Tackles - 16 vs. Carolina (11/15/15)

Sacks - 2 vs. Pittsburgh (11/17/14)

Tackle For Loss - 3 (Twice, last at Jacksonville, 11/19/15)

Quarterback Pressures - 4 at San Francisco (12/17/17)

Interceptions - 1 (Twice, last vs. Oakland, 9/25/16)

Forced Fumble - 1 (Three times, last vs. Jacksonville, 12/31/17)

Fumble Recovery - 1 (Twice, last at Washington, 10/19/14)

Passes Defensed - 2 vs. Cleveland (10/5/14)

Williamson's Playoff Single-Game Highs:

Tackles - 1 (Twice, last at New England, 1/13/18)

Quarterback Pressures - 1 (Twice, last at New England, 1/13/18)

CONSECUTIVE SEASONS LEADING TEAM

In 2016, **Avery Williamson** led the Titans with a career-high 149 tackles, marking the second consecutive season he led the team in total stops.

Williamson recorded his third consecutive 100-tackle season to begin his career. Previously in the "Titans era" (1999–present), no other player began his career with two consecutive 100-tackle seasons.

Titans tackle leaders in 2016 (by total tackles):

| Player | Pos | Total | Solo | Assist |
|----------------------------|-----|------------|-----------|-----------|
| 1. Avery Williamson | ILB | 149 | 76 | 73 |
| 2. Wesley Woodyard | ILB | 88 | 52 | 36 |
| 3. Sean Spence | LB | 77 | 41 | 36 |
| 4. Jason McCourty | CB | 64 | 56 | 8 |
| 5. Kevin Byard | S | 63 | 42 | 21 |

Titans tackle leaders in 2015 (by total tackles):

| Player | Pos | Total | Solo | Assist |
|----------------------------|-----|------------|-----------|-----------|
| 1. Avery Williamson | ILB | 137 | 79 | 58 |
| 2. Wesley Woodyard | ILB | 110 | 70 | 40 |
| 3. Michael Griffin | S | 101 | 67 | 34 |
| 4. Zach Brown | ILB | 98 | 65 | 33 |
| 5. Jurrell Casey | DT | 86 | 48 | 38 |

TACKLES BY TITANS ROOKIES SINCE 1999

Titans rookie inside linebacker **Avery Williamson** began the 2014 season as a reserve. In Week 5 against Cleveland, he recorded his first career start and started every contest for the rest of the year.

Williamson finished the 2014 campaign with 107 tackles—more than any other rookie for the team since 1999. In the franchise's 16 years as the Titans, the previous defensive rookie with the most tackles was cornerback **Alterraun Verner** with 103 stops in 2010.

Most tackles by a Titans rookie, 1999–2017:

| Player | Position | Season | Total | Solo | Assist |
|----------------------------|----------|-------------|------------|-----------|-----------|
| 1. Avery Williamson | LB | 2014 | 107 | 55 | 52 |
| 2. Alterraun Verner | CB | 2010 | 103 | 76 | 27 |
| 3. Zach Brown | LB | 2012 | 93 | 70 | 23 |
| 4. Akeem Ayers | LB | 2011 | 88 | 66 | 22 |
| 5. Jevon Kearse | DE | 1999 | 85 | 59 | 26 |
| 6. Colin McCarthy | LB | 2011 | 76 | 61 | 15 |
| 7. Jurrell Casey | DT | 2011 | 74 | 41 | 33 |
| 8. Carlos Hall | DE | 2002 | 70 | 43 | 27 |
| 9. Tank Williams | S | 2002 | 69 | 55 | 14 |
| 10. Adoree' Jackson | CB | 2017 | 67 | 58 | 9 |
| Jayon Brown | LB | 2017 | 67 | 42 | 25 |
| 12. Kevin Byard | S | 2016 | 63 | 42 | 21 |

Note: Tackle statistics for the Titans are compiled from coaches' film study after each game. They sometimes differ from the "press box statistics" tallied at each game.

WILLIAMSON AND THE 2014 ROOKIE CLASS

Avery Williamson played in all 16 games as a rookie, including starts in each of the final 12 games of the season. His statistics included 107 tackles, three sacks and two fumble recoveries.

Among rookies, Williamson's tackle tally ranked fourth in the NFL, according to tackle statistics published by NFL teams, which sometimes differ from "press box statistics." Williamson ranked behind only Baltimore's **C.J. Mosley** (129 tackles), San Francisco's **Chris Borland** (128) and Buffalo's **Preston Brown** (108).

Among rookie inside linebackers, Williamson and Mosley tied for the sack lead, and Williamson led the group in defensive fumble recoveries.

Most tackles among ALL ROOKIES in 2014 (using team-published tackle statistics):

| Player | Team | Position | Total Tackles |
|----------------------------|------------------|------------|---------------|
| 1. C.J. Mosley | Baltimore | ILB | 129 |
| 2. Chris Borland | San Francisco | ILB | 128 |
| 3. Preston Brown | Buffalo | OLB | 108 |
| 4. Avery Williamson | Tennessee | ILB | 107 |
| 5. E.J. Gaines | St. Louis | CB | 105 |
| 6. Anthony Hitchens | Dallas | OLB | 100 |
| 7. Telvin Smith | Jacksonville | OLB | 99 |
| 8. Christian Jones | Chicago | ILB | 98 |
| 9. Ha Ha Clinton-Dix | Green Bay | FS | 95 |
| 10. Khalil Mack | Oakland | OLB | 84 |

Most sacks by rookie INSIDE LINEBACKERS in 2014:

| Player | Team | Sacks |
|----------------------------|------------------|----------|
| 1. C.J. Mosley | Baltimore | 3 |
| 2. Avery Williamson | Tennessee | 3 |
| 3. Christian Jones | Chicago | 2 |
| 4. Chris Kirksey | Cleveland | 2 |

Most defensive fumble recoveries by rookie INSIDE LINEBACKERS in 2014:

| Player | Team | Fumble Recoveries |
|----------------------------|------------------|-------------------|
| 1. Avery Williamson | Tennessee | 2 |
| 2. Chris Borland | San Francisco | 1 |
| Christian Jones | Chicago | 1 |
| C.J. Mosley | Baltimore | 1 |

#59 • ILB WESLEY WOODYARD

[CLICK FOR COMPLETE BIO \(PDF\)](#)

Linebacker **Wesley Woodyard** (6-0, 233) completed his 10th NFL season and his fourth campaign with the Titans in 2017. He was signed as an unrestricted free agent on March 14, 2014.

Woodyard, who played in all 64 games during his first four seasons with the club, was named a team captain by his teammates in 2017 for the fourth time as a member of the Titans and for the 10th time in his career.

In 2017, he enjoyed one of the best seasons of his career. He set career highs with 172 tackles, 17 tackles for loss, 15 quarterback pressures and two fumble recoveries and also had five sacks, which fell a half-sack short of his career benchmark (5.5 in 2012). In addition to setting a career high, Woodyard's 2017 tackle tally was one of the best marks by a defender in the franchise's "Titans era" (1999–present). In that time, his 172 tackles rank second to linebacker **Keith Bulluck's** 180 tackles in 2002. In two postseason starts, he added 10 tackles, 0.5 sacks, one quarterback pressure and one tackle for loss.

Woodyard started 10 times in 2016 and registered 88 tackles, two sacks, seven tackles for loss, eight quarterback pressures, one interception and six passes defensed.

In 2015, he recorded 12 starts, finished second on the team with 110 tackles and ranked third on the squad with five sacks. He added nine quarterback pressures, seven tackles for loss, three passes defensed, a forced fumble, a fumble recovery and six special teams tackles.

In 2014, Woodyard's totals in his first season with the Titans included 16 starts and a career-high 134 tackles, which led the team.

Woodyard joined the Titans after spending the first six years of his



career with the Denver Broncos. He appeared in 87 regular-season games with 40 starts. For his Broncos career, he totaled 396 tackles, eight sacks, five interceptions, six forced fumbles and one fumble recovery.

As the middle linebacker from 2012-13, Woodyard started 24 total games and registered 197 tackles, seven sacks, four interceptions and three forced fumbles.

In 2012, Woodyard led the Broncos with a career-high 114 tackles. He ranked second on the squad in both 2013 (83) and 2011 (87).

Also in 2012, he was the only NFL player to record at least 100 tackles, five sacks and three interceptions. He was only the 12th NFL player to accomplish the feat over a 30-year span.

The LaGrange, Ga., native entered the NFL as an undrafted free agent out of the University of Kentucky. He earned first-team All-SEC honors during each of his final two seasons with the Wildcats.

2017 Highlights:

- **Against Oakland (9/10)**, tied for the team lead with 10 tackles, including a sack. In the second quarter, he recorded the team's first sack of the season, taking down Derek Carr for a five-yard loss.
- **At Jacksonville (9/17)**, led the team and tied his career high with 15 tackles, including a tackle for loss.
- **Against Seattle (9/24)**, led the team with 13 tackles and two tackles for loss. He also tallied three quarterback pressures.
- **At Houston (10/1)**, led the team with 12 tackles and added one tackle for loss and one quarterback pressure.
- **At Miami (10/8)**, totaled nine tackles, one tackle for loss and a team-high two passes defended.
- **Against Indianapolis (10/16)**, registered a team-high 11 tackles with a sack, two quarterback pressures, one tackle for loss and one fumble recovery. In the third quarter, on a reception by tight end Jack Doyle, Avery Williamson stripped the ball, and Woodyard was there to record his third career fumble recovery. He added another crucial play late in the game to preserve the victory. On fourth-and-one with less than three minutes remaining and the Titans ahead 29-22, he was credited with a sack on quarterback Jacoby Brissett by forcing him out of bounds at the Indianapolis 13-yard line, short of the first-down marker.
- **At Cleveland (10/22)**, tallied 12 tackles.
- **Against Baltimore (11/5)**, credited with a career-high total of 20 tackles (13 solo, seven assists). He became the first defender in the "Titans era" (1999–present) to record 20 total stops in a game. Previously, former linebackers Brad Kassell (Jan. 2, 2005 vs. Detroit) and Keith Bulluck (Sept. 28, 2003 at Pittsburgh) shared the distinction of having the most tackles in a single game during the Titans era with 19 each. Woodyard also was credited with one quarterback pressure, one pass defended and a team-high three tackles for loss. In the fourth quarter, he stopped running back Javorius Allen for no gain on fourth-and-one.
- **Against Cincinnati (11/12)**, led the defense with nine tackles and added a pass defended. He also registered two tackles on special teams.
- **At Pittsburgh (11/16)**, totaled three tackles and one quarterback pressure.
- **At Indianapolis (11/26)**, posted 10 tackles, one sack and three quarterback pressures. In the second quarter, he recorded his third sack of the season, taking down Jacoby Brissett for no gain.
- **Against Houston (12/3)**, led the defense with 15 tackles and also tallied one tackle for loss and one quarterback pressure.
- **At Arizona (12/10)**, tied for the team lead with 10 tackles and led the squad with four tackles for loss. He added one sack and one quarterback pressure.
- **At San Francisco (12/17)**, led the defense with 12 tackles to go along with two tackles for loss, one sack and one quarterback pressure. In the fourth quarter, he dropped Jimmy Garoppolo for a 10-yard loss to notch his second consecutive game with a sack and improved his season total to five sacks, which ties for the second-highest total of his 10-year career (5.5 in 2012). He also became the first Titans player to record 150 tackles in a season (coaches' statistics) since Stephen Tulloch (169) and Michael Griffin (153) accomplished the feat in 2010.
- **Against the Los Angeles Rams (12/24)**, registered four tackles and a fumble recovery for a touchdown in his 150th career game. In the second quarter, he recovered a fumble by Jared Goff and returned the ball four yards for the team's first defensive touchdown of the season. Woodyard, who notched his fourth career fumble recovery (second of 2017), recorded his second career touchdown and his first since a fumble return for a score against Jacksonville on Dec. 6, 2015.

- **Against Jacksonville (12/31)**, posted seven tackles and one pass defended. Woodyard improved his 2017 total to a career-high 172 tackles, the most by any Titans player since Keith Bulluck had 180 tackles in 2002.
- **At Kansas City (1/6)**, tied for the team lead with eight tackles and added one tackle for loss, a half sack and one quarterback pressure. In the second quarter, he combined with Brian Orakpo on an eight-yard sack of Alex Smith. It was Woodyard's first career half sack in the postseason.
- **At New England (1/13)**, tallied a pair of tackles.

Woodyard's Career Regular Season Statistics:

| Year | Team | GP | GS | Tackle | Sack | TFL | QBP | Int | PD | FF | FR |
|---------------|------|------------|-----------|------------|-------------|-----------|-----------|----------|-----------|----------|----------|
| 2008 | Den | 16 | 6 | 54 | 0.0 | NA | NA | 0 | 1 | 1 | 0 |
| 2009 | Den | 16 | 0 | 35 | 0.0 | NA | NA | 1 | 2 | 1 | 0 |
| 2010 | Den | 11 | 3 | 23 | 1.0 | NA | NA | 0 | 0 | 0 | 0 |
| 2011 | Den | 15 | 7 | 87 | 0.0 | NA | NA | 0 | 2 | 2 | 0 |
| 2012 | Den | 15 | 14 | 114 | 5.5 | NA | NA | 3 | 6 | 1 | 1 |
| 2013 | Den | 14 | 10 | 83 | 1.5 | NA | NA | 1 | 4 | 1 | 0 |
| 2014 | Ten | 16 | 16 | 134 | 2.5 | 8 | 9 | 2 | 4 | 0 | 0 |
| 2015 | Ten | 16 | 12 | 110 | 5.0 | 7 | 9 | 0 | 3 | 1 | 1 |
| 2016 | Ten | 16 | 10 | 88 | 2.0 | 7 | 8 | 1 | 6 | 0 | 0 |
| 2017 | Ten | 16 | 16 | 172 | 5.0 | 17 | 15 | 0 | 5 | 0 | 2 |
| Totals | | 151 | 94 | 900 | 22.5 | NA | NA | 8 | 33 | 7 | 4 |

Woodyard's Career Postseason Statistics:

| Year | Team | GP | GS | Tackle | Sack | TFL | QBP | Int | PD | FF | FR |
|---------------|------|----------|----------|-----------|------------|-----------|-----------|----------|----------|----------|----------|
| 2011 | Den | 2 | 0 | 0 | 0.0 | NA | NA | 0 | 0 | 0 | 0 |
| 2012 | Den | 1 | 1 | 7 | 0.0 | NA | NA | 0 | 0 | 0 | 0 |
| 2013 | Den | 3 | 0 | 7 | 0.0 | NA | NA | 0 | 0 | 0 | 0 |
| 2017 | Ten | 2 | 2 | 10 | 0.0 | 1 | 1 | 0 | 0 | 0 | 0 |
| Totals | | 8 | 3 | 24 | 0.0 | NA | NA | 0 | 0 | 0 | 0 |

Woodyard's Regular Season Single-Game Highs:

Tackles - 20 vs. Baltimore (11/5/17)
Sacks - 1.5 vs. Cleveland (12/23/12)
Interceptions - 1 (Eight times, last at Chicago, 11/27/16)
Forced Fumble - 1 (Seven times, last at Cleveland, 9/20/15)
Fumble Recovery - 1 (Four times, last vs. L.A. Rams, 12/24/17)
Passes Defensed - 3 at Chicago (11/27/16)

Woodyard's Playoff Single-Game Highs:

Tackles - 8 at Kansas City (1/6/18)
Sacks - 0.5 at Kansas City (1/6/18)

SINGLE-SEASON TACKLE LEADERS SINCE '99

Inside linebacker **Wesley Woodyard's** 2017 campaign was one of the best of his 10-year NFL career and one of the finest by any player in a Tennessee Titans uniform. His regular season totals included 172 tackles (104 solo, 68 assists), five sacks, 17 tackles for loss, 15 quarterback pressures and two fumble recoveries—all career highs except for sacks, which fell a half-sack short of his career benchmark (5.5 in 2012).

In addition to a career high, Woodyard's tackle tally was one of the best marks by a defender in the franchise's "Titans era" (1999–present). In that time, his 172 tackles rank second to linebacker **Keith Bulluck's** 180 tackles in 2002.

The published tackle statistics are taken from the Titans coaches' film review and can differ from "press box statistics."

Most tackles in a season by a Titans player, 1999-2017 (tackle statistics from coaches' film review):

| Player | Season | Total Tackles |
|---------------------------|-------------|---------------|
| 1. Keith Bulluck | 2002 | 180 |
| 2. Wesley Woodyard | 2017 | 172 |
| 3. Keith Bulluck | 2004 | 171 |
| Keith Bulluck | 2003 | 171 |
| 5. Stephen Tulloch | 2010 | 169 |
| Randall Godfrey | 2000 | 169 |
| 7. Keith Bulluck | 2006 | 161 |
| 8. Michael Griffin | 2010 | 153 |
| 9. Keith Bulluck | 2005 | 150 |
| 10. Avery Williamson | 2016 | 149 |



20 TACKLES IN A GAME

Against the Baltimore Ravens on Nov. 5, 2017, **Wesley Woodyard** was credited with 20 tackles, as determined by the defensive coaching staff's film review*. He had 13 solo stops and seven assists.

In the "Titans era" (since 1999), Woodyard became the team's first player to record 20 tackles in a game. Previously, former linebackers **Brad Kassell** (Jan. 2, 2005 vs. Detroit) and **Keith Bulluck** (Sept. 28, 2003 at Pittsburgh) shared the distinction of having the most tackles in a single game during the Titans era with 19 each.

Prior to Woodyard's performance in 2017, the last Titans player to have as many as 16 tackles in a game was **Avery Williamson** against the Carolina Panthers on Nov. 15, 2015. At the time, Williamson was only the ninth player to record 16 tackles in a game, and he was the first to accomplish the feat since **Michael Griffin** had 18 total stops at San Diego on Sept. 16, 2012.

Most total tackles in a game by a Titans defender, 1999–present (all totals from coaches' film review):

| Player | Date | Opponent | Total Tackles* |
|----------------------------|----------------------|------------------|----------------|
| 1. Wesley Woodyard | Nov. 5, 2017 | Baltimore | 20 |
| 2. Brad Kassell | Jan. 2, 2005 | Detroit | 19 |
| Keith Bulluck | Sept. 28, 2003 | at Pittsburgh | 19 |
| 4. Michael Griffin | Sept. 16, 2012 | at San Diego | 18 |
| Jordan Babineaux | Oct. 23, 2011 | Houston | 18 |
| 6. Stephen Tulloch | Dec. 5, 2010 | Jacksonville | 17 |
| Peter Sirmon | Dec. 7, 2003 | Indianapolis | 17 |
| 8. Avery Williamson | Nov. 15, 2015 | Carolina | 16 |
| Keith Bulluck | Oct. 5, 2003 | at New England | 16 |
| Keith Bulluck | Oct. 27, 2002 | at Cincinnati | 16 |

* Tackle statistics compiled by coaches often differ from press box tallies from the same game.

2014 TITANS TACKLE LEADERS

Linebacker **Wesley Woodyard** finished first among Titans defenders with a then-career-high 134 tackles in 2014, his first season in Tennessee.

Titans tackle leaders in 2014 (by total tackles):

| Player | Pos | Total | Solo | Assist |
|---------------------------|------------|------------|-----------|-----------|
| 1. Wesley Woodyard | ILB | 134 | 66 | 68 |
| 2. Michael Griffin | S | 115 | 83 | 32 |
| 3. Avery Williamson | ILB | 107 | 55 | 52 |
| 4. Jurrell Casey | DT | 86 | 58 | 28 |
| 5. Jason McCourty | CB | 85 | 77 | 8 |
| 6. Derrick Morgan | OLB | 82 | 52 | 30 |
| 7. George Wilson | S | 65 | 49 | 16 |
| 8. Blidi Wreh-Wilson | S | 57 | 47 | 10 |
| 9. Sammie Hill | NT | 47 | 30 | 17 |
| 10. Ropati Pitoitua | DE | 45 | 21 | 24 |

MORE TITANS LINEBACKERS

53 - LB DAREN BATES (5-11, 225, 5th Year, Auburn)

- **Daren Bates** was signed by the Titans as an unrestricted free agent in the 2017 offseason.
- The 5-foot-11 inch, 225-pounder appeared in all 16 games with one start for the Oakland Raiders during the 2016 season. Bates played primarily on special teams.
- Bates was originally signed by the St. Louis Rams as an undrafted free agent following the 2013 NFL Draft.
- The Memphis, Tenn.. native appeared in 49 games at linebacker and safety over four seasons at Auburn.

2017 Highlights:

- In 2017, Bates set a career high and ranked second on the team with 16 special teams tackles. He added two stops on special teams during the postseason.
- **Against Jacksonville (12/31)**, capped his regular season with a pair of special teams tackles.

44 - OLB JOSH CARRAWAY (6-3, 242, Rookie, Texas Christian)

- **Josh Carraway** was selected by the Titans in the seventh round (227th overall) of the 2017 NFL Draft.
- The 6-foot-3 inch, 242-pounder played in 43 games at Texas Christian and posted 133 tackles and 19 sacks over four seasons.
- The Flower Mound, Texas, native registered a combined 17 sacks in his final two seasons and became the first player to lead the Horned Frogs in sacks in consecutive years since former first-round pick Jerry Hughes in 2008-09.

2017 Highlights:

- As a rookie, Carraway spent eight games on the practice squad and the rest of the campaign on the 53-man roster. He played in one game on special teams.
- **At Arizona (12/10)**, he made his NFL debut on special teams.

51 - OLB VICTOR OCHI (6-1, 242, 1st Year, Stony Brook)

- **Victor Ochi** was signed by the Titans as a free agent on June 13, 2017. He spent the entire 2017 season on injured reserve after being waived injured on Aug. 6, 2017.
- Ochi originally signed with the Baltimore Ravens in 2016 as an undrafted free agent from Stony Brook. After being waived by the Ravens following training camp, he joined the New York Jets practice squad and eventually played in two games after being promoted to the active roster. He finished 2016 on the practice squad for the Kansas City Chiefs.
- Ochi earned All-American and Colonial Athletic Association Co-Defensive Player of the Year honors as a senior at Stony Brook. He finished his college career with 32.5 sacks, including 13 in his final season with the Seawolves.

50 - ILB/OLB NATE PALMER (6-2, 248, 5th Year, Illinois State)

- **Nate Palmer** was claimed off waivers by the Titans from the Green Bay Packers on April 11, 2016.
- In 2016, Palmer appeared in 14 games and led the team with 12 special teams tackles. On defense he tallied two tackles and one tackle for loss.
- Palmer spent his first three NFL seasons with the Green Bay Packers. He appeared in 24 games with 12 starts from 2013-15, while missing the entirety of his second season with an injury. He played both inside and outside linebacker during his time with the Packers.
- In 2015, he played in a career-best 16 games with 10 starts for Green Bay and registered career highs with 80 tackles, a sack, two quarterback pressures and three passes defended.
- The Chicago, Ill., native was originally selected by the Green Bay Packers in the sixth round (193rd overall) of the 2013 NFL Draft.

2017 Highlights:

- In 2017, Palmer appeared in 10 contests and contributed three tackles on defense and 10 stops on special teams.
- **At Arizona (12/10)**, set a career high with four special teams tackles.
- **Against the Los Angeles Rams (12/24)**, led the team with three special teams tackles.

52 - OLB AARON WALLACE (6-2, 242, 2nd Year, UCLA)

- **Aaron Wallace** was selected by the Titans in the seventh round (222nd overall) of the 2016 NFL Draft.
- His 2017 campaign was cut short after only two games when he was placed on injured reserve with a back injury. He registered two tackles prior to the injury.
- Wallace appeared in 10 games as a rookie during the 2016 season. He

totalled 15 tackles, one sack and five quarterback pressures.

➤ During Wallace's career at UCLA, he waited for an opportunity to play regularly during his first three seasons and then became a mainstay for the Bruins as a senior. He played in 49 career games and recorded 12 starts. His career totals included 92 tackles, seven sacks, 12.5 tackles for loss and one pass defended.

➤ He is a native of San Diego, Calif.



TITANS CORNERBACKS

| No. | Name | Ht | Wt | Exp | College |
|-----|--------------------|------|-----|-----|---------------------|
| 25 | Jackson, Adoree' | 5-11 | 185 | R | Southern California |
| 23 | McCain, Brice | 5-9 | 190 | 9 | Utah |
| 24 | Reed, Kalan | 5-11 | 192 | 1 | Southern Miss |
| 26 | Ryan, Logan | 5-11 | 195 | 5 | Rutgers |
| 36 | Sims, LeShaun (IR) | 6-0 | 203 | 2 | Southern Utah |
| 33 | Smith, Tye | 6-0 | 195 | 2 | Towson |

#25 • CB ADOREE' JACKSON

[CLICK FOR COMPLETE BIO \(PDF\)](#)

Cornerback **Adoree' Jackson** (5-11, 185) was selected by the Titans with the 18th overall pick in the first round of the 2017 NFL Draft.

In 2017, Jackson was the first rookie cornerback for the team in the "Titans era" (1999–present) to record 16 starts. His 1,260 total plays (1,017 defensive snaps, 231 special teams snaps and 12 offensive snaps) ranked second in the NFL among all players behind only Arizona Cardinals safety **Tyrann Mathieu** (1,261).

Jackson's rookie defensive totals included a team-high 23 passes defended, 67 tackles, four tackles for loss, one quarterback pressures and three forced fumbles (tied for team lead). He ranked fifth in the NFL with 290 punt return yards (34 returns), ranked sixth in the NFL with a 23.1-yard kickoff return average (25 returns), and finished sixth with 868 combined kickoff return and punt return yards. He added 55 yards on five rushing attempts.

In three seasons at Southern California, Jackson appeared in 39 games with 36 starts. Although he was a starter at cornerback, he was a three-way threat, contributing as a returner and on offense. He scored 15 total touchdowns during his career in four different ways: via reception (6), interception (1), punt return (4) and kickoff return (4).

Jackson's career defensive totals with the Trojans included 139 tackles, 29 passes defended, six interceptions, six stops for loss, three fumble recoveries and two forced fumbles.

As a return specialist, Jackson notched 79 kickoff returns for 2,141 yards with four touchdowns and 46 punt returns for 578 yards with four touchdowns. He tied two NCAA records with his eight career touchdowns on kick/punt returns and nine touchdowns on all runbacks. He also set Southern California career records for kickoff returns and kickoff return yards.

As a junior in 2016, Jackson was awarded the Jim Thorpe Award as the nation's top defensive back. Additionally, he was a consensus All-American, the 2016 Pac-12 Defensive Player of the Year, a team captain and the team MVP (the first Trojan to repeat as team MVP since 2004-05), and he earned first-team All-Pac-12 honors at two different positions (defensive back and return specialist). He started all 13 games at cornerback and led the team with five interceptions, 11 passes defended and two fumble recoveries. He scored twice on kickoff returns, twice on punt returns and once on offense.

A native of East St. Louis, Ill., Jackson also made his name as a world-class track athlete. He was a long jumper and sprinter on USC's track team in 2015 and 2016, winning the Pac-12 outdoor long jump title both years (and placing second in the Pac-12 100 meters in 2016) and earning All-American status both years after twice placing fifth in the NCAA long jump. He also placed 10th in the long jump in the U.S. Olympic Trials.



2017 Highlights:

➤ **Against Oakland (9/10)**, started in his NFL regular season debut and posted five tackles and a team-high two passes defended. He also returned a kickoff 35 yards and a punt five yards.

➤ **At Jacksonville (9/17)**, registered six tackles, one tackle for loss and one pass defended. In the third quarter, he returned a punt 46 yards to help set up a Titans touchdown two plays later. It was the longest punt return for the Titans since Dexter McCluster's 48-yard return against the Houston Texans on Oct. 26, 2014. He totaled two punt returns for 55 yards.

➤ **Against Seattle (9/24)**, posted five tackles and two passes defended on defense and returned five punts for 51 yards (10.2 avg.), including a 22-yard punt. He added two kickoff returns for 27 yards.

➤ **At Houston (10/1)**, registered three tackles and one pass defended and added 71 yards on three kickoff returns. In the fourth quarter, he returned a kickoff 48 yards, which was the team's longest kickoff return since Leon Washington recorded a 52-yarder against the Indianapolis Colts on Dec. 28, 2014.

➤ **At Houston (10/1)**, registered three tackles and one pass defended and added 71 yards on three kickoff returns. In the fourth quarter, he returned a kickoff 48 yards, which was the team's longest kickoff return since Leon Washington recorded a 52-yarder against the Indianapolis Colts on Dec. 28, 2014.

➤ **At Miami (10/8)**, posted two tackles, one pass defended and one forced fumble. In the second quarter, he recorded his first career forced fumble on a rushing attempt by Jay Ajayi. The ball was recovered by safety Kevin Byard. Jackson added a 21-yard kickoff return and two punt returns for 14 yards.

➤ **Against Indianapolis (10/16)**, recorded two tackles and one pass defended and added two kickoff returns for 46 yards. He returned the opening kickoff 40 yards.

➤ **At Cleveland (10/22)**, posted five tackles and totaled 20 yards on three punt returns.

➤ **Against Baltimore (11/5)**, led the defense with four passes defended and added five tackles, including a tackle for loss. In the first quarter, he played his first career offensive snap. He lined up in the backfield and took a handoff for 20 yards. He also returned two punts for 22 yards and one kickoff for four yards.

➤ **Against Cincinnati (11/12)**, totaled five tackles, including a team-high two tackles for loss, and tied for the team high with two passes defended. He gained 20 yards on a rushing attempt in the second quarter a week after recording a 20-yard run against Baltimore. He added two more carries, including a 13-yard rush in the third quarter. With 30 rushing yards on three attempts, 17 yards on three punt returns and 71 yards on three kickoff returns, he totaled a season high (through nine games) of 118 all-purpose yards. It was the most all-purpose yards by a non-offensive Titans player since defensive back/returner Chris Carr had 144 yards (all on kickoff and punt returns) at the Detroit Lions on Nov. 27, 2008.

➤ **At Pittsburgh (11/16)**, tied for the team lead and set a career high with nine tackles. He added two passes defended and a forced fumble (recovered by Pittsburgh). He also returned five kickoffs for 103 yards, setting highs in both categories for his rookie season, and returned one punt for 10 yards. He recorded at least one rushing attempt for the third consecutive week, picking up five yards on his only carry against the Steelers.

➤ **At Indianapolis (11/26)**, posted one tackle and helped limit T.Y. Hilton to 15 yards on two receptions.

➤ **Against Houston (12/3)**, contributed four tackles and one pass de-



fensed. He also returned two punts for 41 total yards (long of 25).

➤ **At Arizona (12/10)**, registered four tackles on defense. He added three punt returns for 14 yards and two kickoff returns for 55 yards.

➤ **At San Francisco (12/17)**, led the defense with three passes defended and added six tackles and one quarterback pressure. He fielded one punt for no yards and returned one kickoff 21 yards.

➤ **Against the Los Angeles Rams (12/24)**, tallied one tackle and one pass defended. He also returned a kickoff 57 yards in the third quarter to set a new career long (48 yards at Houston on Oct. 1, 2017). He totaled 109 yards on three kickoff returns for an average of 36.3 yards and added two punt returns for 12 yards.

➤ **Against Jacksonville (12/31)**, registered four tackles, two passes defended and a forced fumble. Late in the second quarter, on a catch by wide receiver Keelan Cole, he punched the ball out of Cole's hands, and linebacker Jayon Brown was there to recover it for the Titans.

➤ **At Kansas City (1/6)**, posted four tackles and one pass defended in his NFL playoff debut. He added three punt returns for 18 yards and two kickoff returns for 43 yards.

➤ **At New England (1/13)**, tied for the team lead with two passes defended and added three tackles. He also returned four kickoffs for 83 yards.

Jackson's 2017/Career Regular Season Defensive Statistics:

| Year | Team | GP | GS | Tackle | Sack | TFL | QBP | Int | PD | FF | FR |
|------|------|----|----|--------|------|-----|-----|-----|----|----|----|
| 2017 | Ten | 16 | 16 | 67 | 0.0 | 4 | 1 | 0 | 23 | 3 | 0 |

Jackson's 2017/Career Regular Season Punt/Kickoff Return Statistics:

| Year | Team | PR | Yds | Avg | Lg | TD | KR | Yds | Avg | Lg | TD |
|------|------|----|-----|-----|----|----|----|-----|------|----|----|
| 2017 | Ten | 34 | 290 | 8.5 | 46 | 0 | 25 | 578 | 23.1 | 57 | 0 |

Jackson's 2017/Career Postseason Defensive Statistics:

| Year | Team | GP | GS | Tackle | Sack | TFL | QBP | Int | PD | FF | FR |
|------|------|----|----|--------|------|-----|-----|-----|----|----|----|
| 2017 | Ten | 2 | 2 | 7 | 0.0 | 0 | 0 | 0 | 3 | 0 | 0 |

Jackson's 2017/Career Postseason Punt/Kickoff Return Statistics:

| Year | Team | PR | Yds | Avg | Lg | TD | KR | Yds | Avg | Lg | TD |
|------|------|----|-----|-----|----|----|----|-----|------|----|----|
| 2017 | Ten | 4 | 18 | 4.5 | 13 | 0 | 6 | 126 | 21.0 | 25 | 0 |

Jackson's College Defensive Statistics:

| Year | Team | GP | GS | Tackle | Sack | TFL | Int | PD | FF | FR |
|---------------|------|-----------|-----------|------------|------------|----------|----------|-----------|----------|----------|
| 2014 | USC | 13 | 10 | 49 | 0.0 | 4 | 0 | 10 | 1 | 1 |
| 2015 | USC | 13 | 13 | 35 | 0.0 | 0 | 1 | 8 | 1 | 0 |
| 2016 | USC | 13 | 13 | 55 | 0.0 | 2 | 5 | 11 | 0 | 2 |
| Totals | | 39 | 36 | 139 | 0.0 | 6 | 6 | 29 | 2 | 3 |

Jackson's College Punt/Kickoff Return Statistics:

| Year | Team | PR | Yds | Avg | Lg | TD | KR | Yds | Avg | Lg | TD |
|---------------|------|-----------|------------|-------------|------------|----------|-----------|--------------|-------------|-------------|----------|
| 2014 | USC | 2 | 12 | 6.0 | 10 | 0 | 23 | 684 | 29.7 | 100t | 2 |
| 2015 | USC | 24 | 251 | 10.5 | 45t | 2 | 30 | 690 | 23.0 | 40 | 0 |
| 2016 | USC | 20 | 315 | 15.8 | 77t | 2 | 26 | 767 | 29.5 | 100t | 2 |
| Totals | | 46 | 578 | 12.6 | 77t | 4 | 79 | 2,141 | 27.1 | 100t | 4 |

Jackson's College Offensive Statistics:

| Year | Team | Rec | Yds | Avg | Lg | TD | Rush | Yds | Avg | Lg | TD |
|---------------|------|-----------|------------|-------------|------------|----------|-----------|-----------|------------|-----------|----------|
| 2014 | USC | 10 | 138 | 13.8 | 71t | 3 | 1 | 5 | 5.0 | 5 | 0 |
| 2015 | USC | 27 | 414 | 15.3 | 83t | 2 | 7 | 36 | 5.1 | 27 | 0 |
| 2016 | USC | 2 | 76 | 38.0 | 52t | 1 | 7 | 51 | 7.3 | 17 | 0 |
| Totals | | 39 | 628 | 16.1 | 83t | 6 | 15 | 92 | 6.1 | 27 | 0 |

Jackson's NFL Regular Season Single-Game Highs:

Tackles - 9 at Pittsburgh (11/16/17)

Pass Defended - 4 vs. Baltimore (11/5/17)

Punt returns - 5 vs. Seattle (9/24/17)

Punt return yards - 55 at Jacksonville (9/17/17)

Long punt return - 46 at Jacksonville (9/17/17)

Kickoff returns - 5 at Pittsburgh (11/16/17)

Kickoff return yards - 109 vs. L.A. Rams (12/24/17)

Long kickoff return - 57 vs. L.A. Rams (12/24/17)

Jackson's NFL Playoff Single-Game Highs:

Tackles - 4 at Kansas City (1/6/18)

Pass Defended - 2 at New England (1/13/18)

Punt returns - 3 at Kansas City (1/6/18)

Punt return yards - 18 at Kansas City (1/6/18)

Long punt return - 13 at Kansas City (1/6/18)

Kickoff returns - 4 at New England (1/13/18)

Kickoff return yards - 83 at New England (1/13/18)

Long kickoff return - 25 at New England (1/13/18)

MOST TOTAL SNAPS IN 2017

Cornerback **Adoree' Jackson** was on the field more than any other Titans player and almost more than every other NFL player in 2017. He was the first rookie cornerback for the team in the "Titans era" (1999–present) to start all 16 games in the regular season, and he and Buffalo's **Tre'Davious White** were only NFL rookie cornerbacks to record 16 starts in 2017.

Jackson played 1,017 defensive snaps while also serving as the team's primary returner and even lining up on offense occasionally. His 231 special teams snaps and 12 offensive snaps brought his season total to 1,260 total plays.

The only NFL player in 2017 to participate in more plays than Jackson was Arizona Cardinals safety **Tyrann Mathieu**, who recorded 1,261 snaps—1,046 on defense and 215 on special teams. The next-closest rookie behind Jackson was New York Jets safety **Jamal Adams**, who was on the field for 1,205 total plays.

Second-year safety **Kevin Byard** ranked second on the Titans with 1,153 total snaps in 2017.

NFL players with the most total snaps in 2017*:

| Player | Team | Pos | Off Snaps | Def Snaps | SpT Snaps | Total Snaps* |
|--------------------|------|-----|-----------|-----------|-----------|--------------|
| 1. Tyrann Mathieu | Ari | S | 0 | 1,046 | 215 | 1,261 |
| 2. Adoree' Jackson | Ten | CB | 12 | 1,017 | 231 | 1,260 |
| 3. Demario Davis | NYJ | LB | 0 | 1,110 | 116 | 1,226 |
| Shaquille Mason | NE | OL | 1,133 | 0 | 93 | 1,226 |
| 5. Joe Thuney | NE | OL | 1,131 | 0 | 91 | 1,222 |
| 6. Joe Schobert | Cle | LB | 0 | 1,065 | 142 | 1,207 |
| 7. Jamal Adams | NYJ | S | 0 | 1,094 | 111 | 1,205 |
| 8. Nate Solder | NE | OT | 1,112 | 0 | 92 | 1,204 |
| 9. Robert Alford | Atl | CB | 1 | 1,038 | 162 | 1,201 |
| 10. Eddie Jackson | Chi | DB | 0 | 1,054 | 130 | 1,184 |

* Does not include plays nullified by penalties

#23 • CB BRICE MCCAIN

[CLICK FOR COMPLETE BIO \(PDF\)](#)



Cornerback **Brice McCain** (5-9, 190) completed his ninth NFL season and his second campaign with the Titans in 2017. He was signed by the Titans as an unrestricted free agent on March 2, 2016.

In 2017, McCain played in all 16 games for the second consecutive season and for the fifth time in his career. He recorded one start and totaled 11 tackles and three passes defended.

In 2016, McCain played in all 16 games registered 10 starts at cornerback. He set a career high with 44 tackles and added two interceptions, 12 passes defended and one tackle for loss.

McCain was originally selected by the Houston Texans in the sixth round (188th overall) of the 2009 NFL Draft. He spent his first five NFL campaigns as a member of the Houston Texans and then played with the Pittsburgh Steelers in 2014 and Miami Dolphins in 2015. His career totals in his first seven seasons included 168 tackles, nine interceptions, 49 passes defended, a fumble recovery and 19 special teams stops in 100 games (30 starts).

McCain has been a part of three division-winning teams in his career. His Texans teams won the AFC South in 2011 and 2012, and he helped the Steelers win the AFC North in 2014.

In 2015, McCain saw action in 14 games in his only season in Miami and set a career high with 11 starts. He tallied 39 tackles, one interception and 10 passes defended.

In 2014, playing under defensive coordinator Dick LeBeau, McCain played in 14 games for the Steelers and registered a career-best three interceptions.

A native of Terrell, Texas, McCain played four seasons at the University of Utah, registering 49 games played and 39 starts. He earned All-Mountain West Conference honors as a defensive back in 2007 and 2008 and as a kick returner in 2006.

2017 Highlights:

- **Against Oakland (9/10)**, registered two tackles.
- **Against Cincinnati (11/12)**, registered a pass defended in his 125th career game.
- **At Pittsburgh (11/16)**, posted one tackle.
- **Against Houston (12/3)**, recorded three tackles.
- **At Arizona (12/10)**, registered one tackle and one pass defended.
- **At San Francisco (12/17)**, registered one tackle.
- **Against the Los Angeles Rams (12/24)**, started in place of Logan Ryan (ankle injury).

McCain's Career Regular Season Statistics:

| Year | Team | GP | GS | Tackle | Sack | TFL | QBP | Int | PD | FF | FR |
|---------------|------|------------|-----------|------------|------------|-----------|-----------|-----------|-----------|----------|----------|
| 2009 | Hou | 16 | 1 | 11 | 0.0 | NA | NA | 1 | 3 | 0 | 0 |
| 2010 | Hou | 12 | 3 | 22 | 0.0 | NA | NA | 0 | 2 | 0 | 0 |
| 2011 | Hou | 16 | 0 | 25 | 0.0 | NA | NA | 2 | 13 | 0 | 0 |
| 2012 | Hou | 12 | 2 | 19 | 0.5 | NA | NA | 1 | 8 | 0 | 0 |
| 2013 | Hou | 16 | 4 | 28 | 0.0 | NA | NA | 1 | 7 | 0 | 0 |
| 2014 | Pit | 14 | 9 | 24 | 0.0 | NA | NA | 3 | 6 | 0 | 1 |
| 2015 | Mia | 14 | 11 | 39 | 0.0 | NA | NA | 1 | 10 | 0 | 0 |
| 2016 | Ten | 16 | 10 | 44 | 0.0 | 1 | 0 | 2 | 12 | 0 | 0 |
| 2017 | Ten | 16 | 1 | 11 | 0.0 | 0 | 0 | 0 | 3 | 0 | 0 |
| Totals | | 132 | 41 | 223 | 0.5 | NA | NA | 11 | 64 | 0 | 1 |

McCain's Career Postseason Statistics:

| Year | Team | GP | GS | Tackle | Sack | TFL | QBP | Int | PD | FF | FR |
|---------------|------|----------|----------|----------|------------|-----------|-----------|----------|----------|----------|----------|
| 2011 | Hou | 2 | 1 | 0 | 0.0 | NA | NA | 0 | 2 | 0 | 0 |
| 2012 | Hou | 0 | 0 | 0 | 0.0 | NA | NA | 0 | 0 | 0 | 0 |
| 2014 | Pit | 1 | 1 | 6 | 0.0 | NA | NA | 0 | 0 | 0 | 0 |
| 2017 | Ten | 2 | 0 | 0 | 0.0 | 0 | 0 | 0 | 0 | 0 | 0 |
| Totals | | 5 | 2 | 6 | 0.0 | NA | NA | 0 | 0 | 0 | 0 |

McCain's Regular Season Single-Game Highs:

- Tackles** - 8 at Kansas City (12/5/10)
- Interceptions** - 1 (11 times, last at Indianapolis, 11/20/16)
- Pass Defended** - 4 (Twice, last vs. Philadelphia, 9/28/14)
- Forced Fumbles** - 1 (Twice, last vs. San Diego 1/2/11)
- Forced Recoveries** - 1 at Arizona (9/21/14)

McCain's Playoff Single-Game Highs:

- Tackles** - 6 vs. Baltimore (1/3/15)
- Passes Defended** - 2 vs. Cincinnati (1/7/12)

#26 • CB LOGAN RYAN

[CLICK FOR COMPLETE BIO \(PDF\)](#)

Cornerback **Logan Ryan** (5-11, 195) completed his fifth NFL season and his first campaign with the Titans in 2017. He was signed by the Titans as an unrestricted free agent on March 11, 2017.

Ryan set a career high in 2017 with 15 starts during the regular season and totaled 73 tackles, 14 passes defended, two quarterback pressures, two tackles for loss and one forced fumble. He added 12 tackles, one pass defended and one tackle for loss in two postseason starts.

Ryan spent his first four NFL seasons in New England, where he was a contributor to two Super Bowl titles. He played in 64 games with the Patriots, including 40 starts, and totaled 13 interceptions, 41 passes defended, 251 tackles, two sacks and three forced fumbles. His 13 interceptions from 2013–2016 ranked seventh among NFL corners.

In 2016, Ryan led the Patriots in tackles (92), also adding two interceptions, 11 passes defended and one sack as part of a defense that was ranked first in points allowed and eighth in yards allowed.

In 2013, he played all 16 regular season games with seven starts as a rookie. He led all NFL rookies and tied for the AFC lead with a career-high five interceptions.

A native of Voorhees, N.J., Ryan was a third-round pick by the Patriots in the 2013 NFL Draft following a four-year career at Rutgers. As a cornerback for the Scarlet Knights, he started 27 games and earned All-Big East honors as a junior and senior.

2017 Highlights:

- **Against Oakland (9/10)**, made his regular season debut with the Titans

notched four tackles and a forced fumble.

- **At Jacksonville (9/17)**, posted eight tackles.
- **Against Seattle (9/24)**, posted eight tackles and led the team with three passes defended.
- **At Houston (10/1)**, notched six tackles.
- **At Miami (10/8)**, recorded two tackles, including one tackle for loss.
- **Against Indianapolis (10/16)**, tied for the team lead with two passes defended and added three tackles and one tackle for loss.
- **At Cleveland (10/22)**, recorded two tackles.
- **Against Baltimore (11/5)**, posted seven tackles and three passes defended. He initially broke up a deep pass from Joe Flacco to receiver Brenshad Perriman that was then intercepted by Kevin Byard.
- **Against Cincinnati (11/12)**, totaled five tackles and one pass defended.
- **At Pittsburgh (11/16)**, registered seven tackles and two passes defended.
- **At Indianapolis (11/26)**, posted four tackles and two quarterback pressures and helped limit T.Y. Hilton to 15 yards on two catches.
- **Against Houston (12/3)**, tallied six tackles and a team-high three passes defended before departing in the third quarter with a concussion.
- **At Arizona (12/10)**, posted seven tackles.
- **At San Francisco (12/17)**, registered four tackles before leaving the game in the second quarter with an ankle injury.
- **Against the Los Angeles Rams (12/24)**, he was inactive with an ankle injury.
- **Against Jacksonville (12/31)**, he returned from an ankle injury and recorded a start.
- **At Kansas City (1/6)**, posted one tackle and one tackle for loss.
- **At New England (1/13)**, led the defense and tied his career playoff high with nine tackles to go with one pass defended.

Ryan's Career Regular Season Statistics:

| Year | Team | GP | GS | Tackle | Sack | TFL | QBP | Int | PD | FF | FR |
|---------------|------|-----------|-----------|------------|------------|-----------|-----------|-----------|-----------|----------|----------|
| 2013 | NE | 16 | 7 | 41 | 1.5 | NA | NA | 5 | 10 | 1 | 0 |
| 2014 | NE | 16 | 6 | 36 | 0.0 | NA | NA | 2 | 6 | 1 | 0 |
| 2015 | NE | 16 | 14 | 82 | 0.0 | NA | NA | 4 | 14 | 0 | 0 |
| 2016 | NE | 16 | 13 | 92 | 1.0 | NA | NA | 2 | 11 | 1 | 0 |
| 2017 | Ten | 15 | 15 | 73 | 0.0 | 2 | 2 | 0 | 14 | 1 | 0 |
| Totals | | 79 | 55 | 324 | 2.5 | NA | NA | 13 | 55 | 4 | 0 |

Ryan's Career Postseason Statistics:

| Year | Team | GP | GS | Tackle | Sack | TFL | QBP | Int | PD | FF | FR |
|---------------|------|-----------|----------|-----------|------------|-----------|-----------|----------|----------|----------|----------|
| 2013 | NE | 2 | 0 | 12 | 0.0 | NA | NA | 0 | 0 | 0 | 0 |
| 2014 | NE | 3 | 0 | 4 | 0.0 | NA | NA | 0 | 1 | 1 | 0 |
| 2015 | NE | 2 | 2 | 14 | 0.0 | NA | NA | 0 | 1 | 0 | 0 |
| 2016 | NE | 3 | 3 | 22 | 1.0 | NA | NA | 1 | 4 | 0 | 0 |
| 2017 | Ten | 2 | 2 | 10 | 0.0 | 1 | 0 | 0 | 1 | 0 | 0 |
| Totals | | 12 | 7 | 62 | 1.0 | NA | NA | 1 | 7 | 1 | 0 |

Ryan's Regular Season Single-Game Highs:

- Tackles** - 17 vs. Buffalo (10/2/16)
- Interceptions** - 2 at Baltimore (12/22/13)
- Interception Long** - 79t at N.Y. Jets (10/20/13)



Sacks - 1.5 vs. Miami (10/27/13)
Passes Defensed - 4 at Denver (11/29/15)
Forced Fumble - 1 (Four times, last vs. Oakland, 9/10/17)

Ryan's Playoff Single-Game Highs:

Tackles - 9 (Three times, last at New England, 1/13/18)
Interceptions - 1 vs. Houston (1/14/17)
Interception Long - 23 vs. Houston (1/14/17)
Sacks - 1 vs. Houston (1/14/17)
Passes Defensed - 3 vs. Houston (1/14/17)
Forced Fumble - 1 vs. Baltimore (1/10/14)

INTERCEPTIONS BY CORNERBACKS SINCE '13

Since **Logan Ryan** was drafted by the New England Patriots in 2013, he ranks among the top cornerbacks in the NFL in interceptions. His 13 interceptions in that period of time put him in the top 10 at his position.

Most interceptions by NFL cornerbacks, 2013–present:

| Cornerback | Interceptions |
|-----------------------------|---------------|
| 1. Brent Grimes | 20 |
| Richard Sherman | 20 |
| 3. Marcus Peters | 19 |
| 4. Trumaine Johnson | 16 |
| 5. Stephon Gilmore | 15 |
| Aqib Talib | 15 |
| 7. Casey Hayward | 14 |
| Dominique Rodgers-Cromartie | 14 |
| Darius Slay | 14 |
| 10. Logan Ryan | 13 |

#36 • CB LESHAWN SIMS

[CLICK FOR COMPLETE BIO \(PDF\)](#)

Cornerback **LeShaun Sims** (6-0, 203) was selected by the Titans in the fifth round (157th overall) of the 2016 NFL Draft. The Titans traded up in the fifth round of the draft to secure Sims, dealing sixth-round choices in 2016 and 2017 to the Denver Broncos and getting a fifth-rounder (Reed) and a seventh-round pick in return.

Sims' second NFL season came to a premature end. He was placed on injured reserve on Dec. 22 after suffering a hamstring injury during the practice week. His season totals included 33 tackles, one tackle for loss, one interception, five passes defensed, one forced fumble and seven special teams tackles in 13 games (five starts).

As a rookie, Sims appeared in 13 games, including starts in the final two weeks of the season. He totaled 18 tackles, one tackle for loss, one interception and six passes defensed. He added six stops and two fumble recoveries on special teams.

In four seasons at Southern Utah, he appeared in 47 total games with 46 starts, including starts in every game during his final three seasons. His career totals included 220 tackles, eight interceptions, 27 passes defensed, one forced fumble, five fumble recoveries and four tackles for loss.

In 2015, Sims was a first-team All-Big Sky performer, finishing the campaign with a pair of interceptions and 54 tackles. He helped the Thunderbirds win the conference title.

He is a native of Las Vegas, Nev.

2017 Highlights:

- **Against Oakland (9/10)**, he was inactive due to a groin injury.
- **At Jacksonville (9/17)**, posted two tackles and a forced fumble.
- **Against Seattle (9/24)**, registered two tackles and tied his career high with two passes defensed.
- **At Houston (10/1)**, notched four tackles.
- **At Miami (10/8)**, started in the nickel defense and recorded two tackles.
- **Against Indianapolis (10/16)**, started in the nickel defense and posted one tackle for loss. He added two stops on special teams.
- **At Cleveland (10/22)**, registered three tackles.
- **Against Baltimore (11/5)**, posted one tackle.
- **Against Cincinnati (11/12)**, started and registered two tackles.
- **At Pittsburgh (11/16)**, started and totaled a pair of tackles and one pass defensed.
- **At Indianapolis (11/26)**, recorded one tackle.

➤ **Against Houston (12/3)**, posted two tackles and an interception. With the Titans trying to preserve a four-point lead with less than two minutes remaining in the game, he intercepted a pass from Tom Savage that was intended for DeAndre Hopkins in the end zone. The play was Sims' first interception of 2017 and his second career interception.

➤ **At Arizona (12/10)**, tallied a career-high six tackles.

➤ **At San Francisco (12/17)**, registered five tackles and one pass defensed.

➤ Placed on injured reserve with a hamstring injury on Dec. 22.

Sims' Career Regular Season Statistics:

| Year | GP | GS | Tackle | Sack | TFL | QBP | Int | PD | FF | FR |
|---------------|-----------|----------|-----------|------------|----------|----------|----------|-----------|----------|----------|
| 2016 | 13 | 2 | 18 | 0.0 | 1 | 0 | 1 | 6 | 0 | 0 |
| 2017 | 13 | 5 | 33 | 0.0 | 1 | 0 | 1 | 5 | 1 | 0 |
| Totals | 26 | 7 | 51 | 0.0 | 2 | 0 | 2 | 11 | 1 | 0 |

Sims' Regular Season Single-Game Highs:

Tackles - 6 at Arizona (12/10/17)

Interceptions - 1 (Twice, last vs. Houston, 12/3/17)

Passes Defensed - 2 (Three times, last vs. Seattle, 9/24/17)

MORE TITANS CORNERBACKS

24 - CB KALAN REED (5-11, 192, 1st Year, Southern Mississippi)

➤ **Kalan Reed** (5-11, 192) was drafted by the Titans in the seventh round (253rd overall) of the 2016 NFL Draft.

➤ He spent the first 12 weeks of his rookie season on the practice squad before being promoted to the 53-man roster on Nov. 28. He appeared in the final four games of the campaign and recorded one tackle on defense and one tackle on special teams.

➤ Reed was the final player picked in the 2016 NFL Draft, earning him the "Mr. Irrelevant" title.

➤ In four seasons at Southern Mississippi (2012-15), he played in 48 games with 39 starts and registered 152 career tackles, eight interceptions (three returned for touchdowns), 35 passes defensed and 8.5 tackles for loss.

➤ Although he spent most of his formative years in Birmingham, Ala., Reed lived in Nashville from the time he was two-years old until he was six.

2017 Highlights:

➤ In 2017, he played in three contests during the regular season and both contests during the playoffs.

➤ **Against Jacksonville (12/31)**, recorded one pass defensed.

33 - CB TYE SMITH (6-0, 195, 2nd Year, Towson)

➤ **Tye Smith** was signed by the Titans as a free agent during the 2017 offseason.

➤ The 6-foot, 195-pounder spent the 2016 season as a member of the Seattle Seahawks and Washington Redskins practice squads.

➤ The Raleigh, N.C., native was originally selected by the Seattle Seahawks in the fifth round (170th overall) of the 2015 NFL Draft. He appeared in four games as a rookie for Seattle.

➤ He played four years at Towson, where he recorded five career interceptions and earned AP FCS All-America honors.

2017 Highlights:

➤ In 2017, he appeared in 15 games with one start during the regular season and registered one interception, 11 tackles on defense and eight stops on special teams. In the playoffs, he started both games and contributed five tackles and one pass defensed.

➤ **Against Oakland (9/10)**, made his Titans debut and recorded a tackle.

➤ **At Miami (10/8)**, recorded his first career interception in the second quarter, picking off a tipped Jay Cutler pass to tight end Anthony Fasano. He added two special teams tackles.

➤ **At San Francisco (12/17)**, led the squad with two special teams tackles.

➤ **Against the Los Angeles Rams (12/24)**, recorded his first career start and set a career high with six tackles.

➤ **Against Jacksonville (12/31)**, registered four tackles in extensive time on defense.

➤ **At Kansas City (1/6)**, started and tallied five tackles in his NFL playoff debut.



TITANS SAFETIES

| No. | Name | Ht | Wt | Exp | College |
|-----|--------------------|------|-----|-----|-----------------------|
| 31 | Byard, Kevin | 5-11 | 212 | 2 | Middle Tennessee St. |
| 37 | Cyprien, Johnathan | 6-0 | 223 | 5 | Florida International |
| 35 | Riley, Curtis | 6-0 | 190 | 3 | Fresno State |
| 21 | Searcy, Da'Norris | 5-11 | 207 | 7 | North Carolina |
| 41 | Trawick, Brynden | 6-2 | 225 | 5 | Troy |

#31 • S KEVIN BYARD

[CLICK FOR COMPLETE BIO \(PDF\)](#)

Safety **Kevin Byard** (5-11, 212) was selected by the Titans in the third round (64th overall) of the 2016 NFL Draft.

Byard experienced a breakthrough second-year season in 2017. He was named to the Pro Bowl and earned first-team Associated Press All-Pro honors after tying Detroit's **Darius Slay** for the NFL lead with eight interceptions. He added a pair of fumble recoveries to pace the league with 10 total takeaways.

Byard's 2017 numbers also included 87 tackles, three quarterback pressures, four tackles for loss and 18 passes defended. In two playoff starts, he led the club with 16 special teams tackles.

As a rookie in 2016, Byard played in every game, starting the final seven contests at free safety. His 63 tackles were the most by a Titans rookie safety since **Tank Williams'** 69 tackles in 2002. Byard added one sack, three quarterback pressures, five tackles for loss (third on the team) and four passes defended. He also ranked second on the squad with 10 special teams tackles.


During a four-year career at Middle Tennessee State University, he appeared in 49 games and notched 46 starts at safety while becoming one of the most prolific defenders in school history. He set school records with 19 career interceptions, 377 interception return yards and four interception returns for touchdowns, and he finished sixth in MTSU history with 312 career tackles. In total, he had a hand in 25 turnovers (19 interceptions, five forced fumbles and one fumble recovery) during his career and added 17 career passes defended and five tackles for loss. He was twice named first-team All-Conference USA.

As a senior in 2015, Byard appeared in 12 games with nine starts as a permanent team captain and was named first-team All-Conference USA for the second consecutive year. He ranked fourth on the team with 66 tackles and led the squad with four interceptions and six additional pass breakups.

The Lithonia, Ga., native set a career high in college with six interceptions as a junior and forced two fumbles the same season.

2017 Highlights:

- **Against Oakland (9/10)**, recorded nine tackles and added a quarterback pressure.
- **At Jacksonville (9/17)**, posted nine tackles and added a pass defended.
- **Against Seattle (9/24)**, registered one tackle, one quarterback pressure and one pass defended.
- **At Houston (10/1)**, tied his career high with 10 tackles, led the team with two passes defended and recorded an interception. Late in the second quarter, he picked off a Deshaun Watson pass at Tennessee's two-yard line to end a Houston threat and notch his first career interception.
- **At Miami (10/8)**, totaled four tackles, a team-high two tackles for loss and his first career fumble recovery, recording his second consecutive game with a takeaway. In the second quarter, he recovered a fumble by Jay Ajayi that was forced by Adoree' Jackson, and he returned the ball six yards to help set up a field goal on the ensuing drive.
- **Against Indianapolis (10/16)**, posted three tackles.
- **At Cleveland (10/22)**, registered two tackles, including one tackle for



loss, and tied a single-game franchise record with three interceptions. He became the ninth player in team history to record three interceptions in a game. He was named AFC Defensive Player of the Week for his performance. In the final minute of the second quarter, he picked off a pass by DeShone Kizer at the Tennessee seven-yard line to end a threat. On the Browns' first drive of the second half, he victimized Kizer again. Then, in the fourth quarter, he intercepted a Cody Kessler pass. He totaled 60 yards on his interception returns with a long return of 28 yards. Byard became the first NFL player in 2017 to record three interceptions in a game and the first NFL player to do so since Philadelphia Eagles safety Kurt Coleman at Washington on Oct. 16, 2011. He became the first Titans player to record three interceptions in a game since linebacker Keith Bulluck accomplished the feat at New Orleans on Monday night, Sept. 24, 2007, and he also became the first Titans defender to notch at least two interceptions in a game since cornerback Jason McCourty recorded a pair of interceptions in the 2014 season opener at Kansas City (Sept. 7). His three interceptions gave him five total takeaways (four interceptions and one fumble recovery) in a four-week span.

➤ **Against Baltimore (11/5)**, totaled two interceptions, three passes defended and six tackles. In the first quarter, he picked off a Joe Flacco pass and returned the ball 33 yards to set up a touchdown on the ensuing drive. In the third quarter, he intercepted another pass by Flacco to give him two interceptions in the game and five over a two-game span. His effort gave him seven total takeaways in 2017, including six interceptions and one fumble recovery. He became the first Titans player to record six interceptions in a season since safety Michael Griffin in 2008. He also became the first player in franchise history to record five interceptions in a two-game span and the first NFL player to accomplish the feat since Washington Redskins cornerback DeAngelo Hall in 2010. Byard became only the fifth player since the 1970 AFL-NFL merger with five interceptions over two games (Byard, Hall, Mike Haynes in 1976, Willie Buchanon in 1978 and Albert Lewis in 1985).

➤ **Against Cincinnati (11/12)**, posted five tackles, including a tackle for loss, and tied for the team lead with two passes defended.

➤ **At Pittsburgh (11/16)**, led the defense with three passes defended (tied career high) and added one tackle.

➤ **At Indianapolis (11/26)**, recorded four tackles and a fumble recovery. In the third quarter, he pounced on the ball after it was fumbled by Jacoby Brissett on a pitch to running back Marlon Mack, giving Byard his eighth takeaway of 2017.

➤ **Against Houston (12/3)**, registered eight tackles and one pass defended.

➤ **At Arizona (12/10)**, tallied six tackles.

➤ **At San Francisco (12/17)**, posted five tackles.

➤ **Against the Los Angeles Rams (12/24)**, recorded six tackles and one



quarterback pressure.

➤ **Against Jacksonville (12/31)**, totaled eight tackles and two interceptions. In the third quarter, he intercepted a Blake Bortles pass and raced 29 yards into Jacksonville territory on the return. Then, in the fourth quarter, he sealed the victory with his second interception of the game. It gave him eight interceptions in 2017, which tied Detroit cornerback Darius Slay's total for the most in the NFL. The eight interceptions were the most by any franchise player since Oilers cornerback Richard Johnson picked off eight passes in 1990. Byard's total tied for the seventh-highest single-season mark in franchise history.

➤ **At Kansas City (1/6)**, tallied six tackles in his first career playoff game.

➤ **At New England (1/13)**, posted 10 tackles.

Byard's Career Regular Season Statistics:

| Year | GP | GS | Tackle | Sack | TFL | QBP | Int | PD | FF | FR |
|---------------|-----------|-----------|------------|------------|----------|----------|----------|-----------|----------|----------|
| 2016 | 16 | 7 | 63 | 1.0 | 5 | 3 | 0 | 4 | 0 | 0 |
| 2017 | 16 | 16 | 87 | 0.0 | 4 | 3 | 8 | 18 | 0 | 2 |
| Totals | 32 | 23 | 150 | 1.0 | 9 | 6 | 8 | 22 | 0 | 2 |

Byard's 2017/Career Postseason Statistics:

| Year | GP | GS | Tackle | Sack | TFL | QBP | Int | PD | FF | FR |
|------|----|----|--------|------|-----|-----|-----|----|----|----|
| 2017 | 2 | 2 | 16 | 0.0 | 0 | 0 | 0 | 0 | 0 | 0 |

Byard's Regular Season Single-Game Highs:

Tackles - 10 (Twice, last at Houston, 10/1/17)

Sacks - 1 vs. Green Bay (11/13/16)

Tackles For Loss - 2 (Twice, last at Miami, 10/8/17)

Interceptions - 3 at Cleveland (10/22/17)

Passes Defensed - 3 (Twice, vs. Baltimore, 11/5/17)

Byard's Playoff Single-Game Highs:

Tackles - 10 at New England (1/13/18)

2017 NFL INTERCEPTION LEADERS

Titans second-year safety **Kevin Byard** tied for the NFL lead with eight interceptions in 2017. He shared the top of the leaderboard with Detroit Lions cornerback Darius Slay.

Most interceptions in 2017:

| Player | Team | Position | Interceptions |
|-----------------------|------------------|----------|---------------|
| 1. Kevin Byard | Tennessee | S | 8 |
| Darius Slay | Detroit | CB | 8 |
| 3. Eric Weddle | Baltimore | S | 6 |
| A.J. Bouye | Jacksonville | CB | 6 |
| 5. Micah Hyde | Buffalo | S | 5 |
| Jordan Poyer | Buffalo | S | 5 |
| Antoine Bethea | Arizona | S | 5 |
| Marcus Peters | Kansas City | CB | 5 |
| Marshon Lattimore | New Orleans | CB | 5 |
| Tre Boston | LA Chargers | S | 5 |
| Harrison Smith | Minnesota | S | 5 |

INTERCEPTIONS IN A SEASON, TEAM HISTORY

Kevin Byard recorded a team-high eight interceptions in 2017. His total tied for seventh in franchise history and was the highest by any franchise player since Oilers cornerback **Rishard Johnson** picked off eight passes in 1990.

Most interceptions in a season, franchise history:

| Player | Season | Position | Interceptions |
|-----------------------|-------------|----------|---------------|
| 1. Mike Reinfeldt | 1979 | S | 12 |
| Fred Glick | 1963 | S | 12 |
| 3. Miller Farr | 1967 | CB | 10 |
| 4. Ken Houston | 1971 | S | 9 |
| W.K. Hicks | 1965 | CB | 9 |
| Jim Norton | 1961 | S | 9 |
| 7. Kevin Byard | 2017 | S | 8 |
| Richard Johnson | 1990 | CB | 8 |
| Pete Jaquess | 1964 | CB | 8 |
| Jim Norton | 1962 | S | 8 |
| Tony Banfield | 1961 | CB | 8 |

2017 TAKEAWAY LEADERS

Kevin Byard tied for the NFL interception lead in 2017. His eight interceptions matched Detroit cornerback **Darius Slay's** total for the most in the league.

Additionally, Byard recorded two fumble recoveries on defense. His 10 total defensive takeaways were the most in the NFL.

Slay ranked second with nine takeaways, while Kansas City cornerback **Marcus Peters** tied Baltimore safety **Eric Weddle** for third place with seven takeaways.

Most total defensive takeaways in 2017:

| Player | Team | Interceptions | Def. Fumble Recoveries | Total Takeaways |
|-------------------------|------------|---------------|------------------------|-----------------|
| 1. Kevin Byard | Ten | 8 | 2 | 10 |
| 2. Darius Slay | DeT | 8 | 1 | 9 |
| 3. Marcus Peters | KC | 5 | 2 | 7 |
| Eric Weddle | Bal | 6 | 1 | 7 |
| 5. A.J. Bouye | Jax | 6 | 0 | 6 |
| Jordan Poyer | Buf | 5 | 1 | 6 |
| Casey Hayward | LAC | 4 | 2 | 6 |
| Tre'Davious White | Buf | 4 | 2 | 6 |
| 9. (14 tied) | | | | 5 |

INTERCEPTIONS IN A GAME, TEAM HISTORY

With three interceptions at Cleveland on Oct. 22, 2017, safety **Kevin Byard** tied a franchise record and became the ninth player in franchise history to record three interceptions in a regular season game.

Byard became the first NFL player in 2017 to record three interceptions in a game and the first NFL player to do so since Philadelphia Eagles safety **Kurt Coleman** at Washington on Oct. 16, 2011. He was the first Titans player to record three interceptions in a game since linebacker **Keith Bulluck** accomplished the feat at New Orleans on Monday night, Sept. 24, 2007.

Most interceptions in a game, franchise history:

| Player (Pos) | Date | Opp | Int | Yds | Avg | TD |
|---------------------------|-----------------|------------|----------|-----------|-------------|----------|
| 1. Kevin Byard (S) | 10/22/17 | Cle | 3 | 60 | 20.0 | 0 |
| Keith Bulluck (LB) | 9/24/07 | NO | 3 | 51 | 17.0 | 0 |
| Samari Rolle (CB) | 12/26/99 | Jac | 3 | 66 | 22.0 | 0 |
| Marcus Robertson (S) | 11/21/93 | Cle | 3 | 69 | 23.0 | 0 |
| Willie Alexander (CB) | 11/14/71 | Oak | 3 | 40 | 13.3 | 0 |
| Ken Houston (S) | 10/24/71 | Pit | 3 | 28 | 9.3 | 0 |
| Miller Farr (CB) | 10/15/67 | NYJ | 3 | 128 | 42.7 | 1 |
| W.K. Hicks (CB) | 10/31/65 | Buf | 3 | 50 | 16.7 | 0 |
| Jim Norton (S) | 12/2/62 | Den | 3 | 22 | 7.3 | 0 |



FIVE INTERCEPTIONS IN TWO GAMES

On Oct. 22, 2017 at Cleveland, Titans safety **Kevin Byard** registered three interceptions. The following game, on Nov. 5, 2017 against Baltimore, Byard tallied two interceptions to become the first player in franchise history to record five interceptions in a two-game span.

Prior to Byard, the last NFL player to accomplish the feat was Washington Redskins cornerback **DeAngelo Hall** in 2010. On Oct. 24, 2010, Hall intercepted four passes at Chicago, and seven days later at Detroit, Hall picked off another pass.

Byard became only the fifth player since the 1970 AFL-NFL merger with five interceptions over two games. In addition to Byard and Hall, the others were Patriots cornerback **Mike Haynes** in 1976, Packers cornerback **Willie Buchanon** in 1978 and Chiefs cornerback **Albert Lewis** in 1985.

Most interceptions in a two-game span, 1970–2017:

| Player | Team | Season | Interceptions in Two Games |
|-----------------------|------|--------|----------------------------|
| 1. Kevin Byard | Ten | 2017 | 5 |
| DeAngelo Hall | Was | 2010 | 5 |
| Albert Lewis | KC | 1985 | 5 |
| Willie Buchanon | GB | 1978 | 5 |
| Mike Haynes | NE | 1976 | 5 |

#37 • S JOHNATHAN CYPRIEN

[CLICK FOR COMPLETE BIO \(PDF\)](#)

Safety **Johnathan Cyprien** (6-0, 223) completed his fifth NFL season and his first campaign with the Titans in 2017. He was signed by the Titans as an unrestricted free agent on March 10, 2017.

Cyprien started 10 games in 2017, missing six contests due to a hamstring injury. His season totals included 65 tackles, one sack, two quarterback pressures, one tackle for loss and one pass defended. He added 10 tackles, one tackle for loss and a team-high four passes defended in two playoff starts.

Cyprien spent the first four years of his career as a starter in the Jacksonville Jaguars secondary. In 60 games with the Jaguars—all starts—he totaled 442 tackles, and in three of his four years with the club, he finished as one of the team's top two tacklers, including 2014, when he led the team with 111 tackles. His Jaguars totals also included two sacks, two interceptions, four forced fumbles, two fumble recoveries and 15 passes defended.

In 2016, Cyprien was a part of the NFL's sixth-ranked overall defense and its fifth-ranked pass defense. He started all 16 games for the first time in his career and posted a career-high 126 tackles, which ranked second on the team and led all NFL safeties.

A native of North Miami Beach, Fla., Cyprien was selected by the Jaguars in the second round of the 2013 NFL Draft following his career at Florida International University. He was a four-year starter for the Golden Panthers and set school records for career tackles (365) and forced fumbles (6).

2017 Highlights:

- **Against Oakland (9/10)**, started in his regular season Titans debut and posted eight tackles before leaving the game with a hamstring injury.
- **At Jacksonville (9/17), against Seattle (9/24), at Houston (10/1), at Miami (10/8), against Indianapolis (10/16) and at Cleveland (10/22)**, he was inactive due to a hamstring injury.
- **Against Baltimore (11/5)**, returned to the starting lineup after sitting out the previous six games with a hamstring injury. He totaled two tackles and one quarterback pressure.
- **Against Cincinnati (11/12)**, tallied four tackles.
- **At Pittsburgh (11/16)**, tied for the team lead with nine tackles.
- **At Indianapolis (11/26)**, posted five tackles and one quarterback pressure.
- **Against Houston (12/3)**, credited with eight tackles and one pass defended.
- **At Arizona (12/10)**, tied for the team lead with 10 tackles, including a sack. In the first quarter, he sacked Blaine Gabbert for an eight-yard loss to record his first sack of the season.
- **At San Francisco (12/17)**, posted five tackles.
- **Against the Los Angeles Rams (12/24)**, tallied six tackles, including a tackle for loss.

- **Against Jacksonville (12/31)**, registered eight tackles in his first game against his former team.
- **At Kansas City (1/6)**, posted five tackles and two passes defended in his first career playoff game. On the Chiefs' final drive, he broke up a pass play on fourth down to help seal the victory for the Titans.
- **At New England (1/13)**, registered five tackles, one tackle for loss and two passes defended.

Cyprien's Career Regular Season Statistics:

| Year | Team | GP | GS | Tackle | Sack | TFL | QBP | Int | PD | FF | FR |
|---------------|------|-----------|-----------|------------|------------|-----------|-----------|----------|-----------|----------|----------|
| 2013 | Jax | 15 | 15 | 98 | 1.0 | - | - | 1 | 6 | 2 | 0 |
| 2014 | Jax | 15 | 15 | 111 | 0.0 | - | - | 0 | 3 | 0 | 0 |
| 2015 | Jax | 14 | 14 | 107 | 0.0 | - | - | 1 | 2 | 1 | 1 |
| 2016 | Jax | 16 | 16 | 126 | 1.0 | - | - | 0 | 4 | 1 | 1 |
| 2017 | Ten | 10 | 10 | 65 | 1.0 | 1 | 2 | 0 | 1 | 0 | 0 |
| Totals | | 70 | 70 | 507 | 3.0 | NA | NA | 2 | 16 | 4 | 2 |

Cyprien's 2017/Career Postseason Statistics:

| Year | GP | GS | Tackle | Sack | TFL | QBP | Int | PD | FF | FR |
|------|----|----|--------|------|-----|-----|-----|----|----|----|
| 2017 | 2 | 2 | 10 | 0.0 | 1 | 0 | 0 | 4 | 0 | 0 |

Cyprien's Regular Season Single-Game Highs:

Tackles - 17 at Houston (12/18/16)

Interceptions - 1 (Twice, last vs. Indianapolis 12/13/15)

Sacks - 1 (Three times, last at Arizona, 12/10/17)

Forced Fumble - 1 (Four times, last vs. Minnesota 12/11/16)

Fumble Recovery - 1 (Twice, last at San Diego 9/18/16)

Passes Defended - 3 at Indianapolis (12/29/13)

Cyprien's Regular Season Single-Game Highs:

Tackles - 5 (Twice, last at New England, 1/13/18)

Passes Defended - 2 (Twice, last at New England, 1/13/18)

TACKLES BY SAFETIES IN 2016

In his final season in Jacksonville, **Johnathan Cyprien** logged a career-high 126 total tackles. The figure was the highest in the NFL among safeties according to press box tackle tallies (does not take into account coaches' tackle figures).

Most total tackles by NFL safeties in 2016 (press box totals):

| Cornerback | Team | Total Tackles |
|-----------------------------|---------------------|---------------|
| 1. Johnathan Cyprien | Jacksonville | 126 |
| 2. Landon Collins | New York Giants | 125 |
| 3. Antoine Bethea | San Francisco | 110 |
| 4. Keanu Neal | Atlanta | 105 |



#21 • S DA'NORRIS SEARCY

[CLICK FOR COMPLETE BIO \(PDF\)](#)

Safety **Da'Norris Searcy** (5-11, 207) completed his seventh NFL season and his third season with the Titans in 2017. He was signed as an unrestricted free agent on March 12, 2015.

Searcy played in all 16 games with six starts in 2017. He totaled 27 tackles, one quarterback pressure, one tackle for loss, one interception, two passes defended and six stops on special teams. He appeared in both postseason contests and notched two tackles and one pass defended.

In 2016, Searcy logged a career-high 14 starts at strong safety. His season totals included 51 tackles, two tackles for loss, one interception, one fumble recovery and a career-high eight passes defended.

During his first season in Tennessee, he appeared in 15 games with 13 starts. He totaled 54 tackles, a half sack, one quarterback pressure, one interception and four passes defended.

Searcy arrived in Tennessee after spending four years with the Buffalo Bills, who selected him in the fourth round (100th overall) of the 2011 NFL Draft. His career totals in Buffalo included 23 starts and 62 total games played, and he amassed 195 tackles, four sacks, five interceptions, two touchdowns (one interception return/one fumble return), 13 passes defended, 10 tackles for loss, three forced fumbles, three fumble recoveries and 18 special teams stops.

He became a full-time starter in his final two seasons in Buffalo, totaling 3.5 sacks and 69 tackles in 2013 and a career-high three interceptions and 58 stops the following year.

At the University of North Carolina, the Decatur, Ga., native notched 23 starts in 48 games as a two-year starter at strong safety and the team's leading return man. He finished his Tar Heel career with 106 tackles, two sacks and five interceptions, and he returned 35 punts for 440 yards and 20 kickoffs for 484 yards.

2017 Highlights:

- **Against Oakland (9/10)**, registered three tackles.
- **At Jacksonville (9/17)**, started at safety for Johnathan Cyprien (hamstring) and posted four tackles and an interception. Early in the third quarter, he recorded his eighth career interception, picking off a Blake Bortles pass and returning the ball eight yards to Jacksonville's 39-yard line.
- **At Houston (10/1)**, started and registered one tackle.
- **At Miami (10/8)**, started and posted six tackles and one pass defended.
- **Against Indianapolis (10/16)**, started and posted three tackles.
- **At Cleveland (10/22)**, started and totaled five tackles, including one tackle for loss.
- **Against Cincinnati (11/12)**, appeared in his 100th NFL game.
- **At Indianapolis (11/26)**, registered two tackles.
- **At Arizona (12/10)**, posted one tackle.
- **At San Francisco (12/17)**, posted one tackle, one quarterback pressure and one special teams stop.
- **At Kansas City (1/6)**, tallied a pair of tackles in his first career playoff game.
- **At New England (1/13)**, registered one pass defended.

Searcy's Career Regular Season Statistics:

| Year | Team | GP | GS | Tackle | Sack | TFL | QBP | Int | PD | FF | FR |
|---------------|------|------------|-----------|------------|------------|-----------|----------|----------|-----------|----------|----------|
| 2011 | Buf | 16 | 3 | 29 | 0.0 | 0 | 0 | 1 | 1 | 0 | 0 |
| 2012 | Buf | 15 | 0 | 35 | 0.0 | 4 | 0 | 0 | 1 | 2 | 0 |
| 2013 | Buf | 16 | 7 | 69 | 3.5 | 5 | 3 | 1 | 7 | 0 | 1 |
| 2014 | Buf | 15 | 13 | 58 | 0.5 | 1 | 2 | 3 | 5 | 1 | 1 |
| 2015 | Ten | 15 | 13 | 54 | 0.5 | 0 | 1 | 1 | 4 | 0 | 0 |
| 2016 | Ten | 14 | 14 | 51 | 0.0 | 2 | 0 | 1 | 8 | 0 | 1 |
| 2017 | Ten | 16 | 6 | 27 | 0.0 | 1 | 1 | 1 | 2 | 0 | 0 |
| Totals | | 107 | 56 | 323 | 4.5 | 13 | 7 | 8 | 28 | 3 | 3 |

Searcy's 2017/Career Postseason Statistics:

| Year | GP | GS | Tackle | Sack | TFL | QBP | Int | PD | FF | FR |
|------|----|----|--------|------|-----|-----|-----|----|----|----|
| 2017 | 2 | 0 | 2 | 0.0 | 0 | 0 | 0 | 1 | 0 | 0 |

Searcy's Regular Season Single-Game Highs:

Tackles - 16 vs. Cincinnati (10/13/13)

Interceptions - 2 vs. Cleveland (11/30/14)

Sacks - 1 (Three times, last vs. Miami, 12/22/13)



Forced Fumble - 1 (Three times, last at Miami, 11/13/14)

Fumble Recovery - 1 (Three times, last at Jacksonville, 12/24/16)

Passes Defensed - 4 vs. Baltimore (9/29/13)

Searcy's Playoff Single-Game Highs:

Tackles - 1 at Kansas City (1/6/18)

MORE TITANS SAFETIES

35 - DB CURTIS RILEY (6-0, 190, 3rd Year, Fresno State)

- **Curtis Riley** was originally signed by the Titans as an undrafted free agent on May 11, 2015.
- In 2016, Riley spent the first two weeks on the practice squad, played in four contests and was inactive on 10 occasions.
- An ankle injury he suffered during his rookie training camp caused him to spend the entire 2015 season on injured reserve.
- In two seasons at Fresno State, Riley played in 26 games with 19 starts, totaling 106 tackles, 10 tackles for loss, one interception, 16 passes defended, two forced fumbles, one fumble recovery, two quarterback hurries and one sack.
- Prior to his time at Fresno State, Riley spent time at Mars Hill College (2010) and Fullerton College (2012).
- Riley is a native of Orlando, Fla.

2017 Highlights:


- In 2017, Riley appeared in seven games and logged 13 tackles, one quarterback pressure, one interception, two passes defended and two stops on special teams.
- **At Jacksonville (9/17)**, recorded his first career interception, picking off a Blake Bortles pass that was first batted by linebacker Avery Williamson. He added three tackles in the contest.
- **At Houston (10/1)**, posted a career-high five tackles and a quarterback pressure.

41 - S BRYNDEN TRAWICK (6-2, 225, 5th Year, Troy)

- **Brynden Trawick** was signed as an unrestricted free agent during the 2017 offseason.
- He arrived in Tennessee with 53 games of NFL experience with the Baltimore Ravens (2013–2015) and Oakland Raiders (2016), primarily as a special teams standout. In addition to his 35 career special teams tackles, his totals for his first four seasons included 19 stops and one interception as a safety.
- The 6-foot-2 inch, 225-pounder appeared in 15 regular season games and one postseason game during the 2016 season with the Oakland Raiders. Trawick led the team with 14 special teams tackles.
- Trawick was originally signed by the Baltimore Ravens as an undrafted free agent following the 2013 NFL Draft.
- The Marietta, Ga., native played the final two years of his college career at Troy, where he earned All-Sun Belt honors as a senior safety.

2017 Highlights:

- In 2017, he was named to the Pro Bowl as a special teams player. He played in all 16 games and led the squad with a career-high 17 special teams tackles. He tied for the team lead in the postseason with two special teams tackles in two games.
- **Against Oakland (9/10)**, recorded a special teams tackle in his first regular season game with the Titans.
- **At Arizona (12/10)**, led the team with five special teams tackles.
- **Against Jacksonville (12/31)**, tallied one special teams tackle, which gave him a team-leading and career-high 17 total special teams stops in 2017.





TITANS SPECIALISTS

KICKERS

| No. | Name | Ht | Wt | Exp | College |
|-----|--------------|-----|-----|-----|----------------|
| 4 | Succop, Ryan | 6-2 | 218 | 9 | South Carolina |

PUNTERS

| No. | Name | Ht | Wt | Exp | College |
|-----|-------------|-----|-----|-----|---------|
| 6 | Kern, Brett | 6-2 | 214 | 10 | Toledo |

RETURNERS

| No. | Name | Ht | Wt | Exp | College |
|-----|------------------|------|-----|-----|---------------------|
| 25 | Jackson, Adoree' | 5-11 | 185 | R | Southern California |
| 14 | Weems, Eric | 5-9 | 195 | 10 | Bethune-Cookman |

LONG SNAPPERS

| No. | Name | Ht | Wt | Exp | College |
|-----|----------------|-----|-----|-----|----------|
| 48 | Brinkley, Beau | 6-4 | 260 | 6 | Missouri |

#6 • P BRETT KERN

[CLICK FOR COMPLETE BIO \(PDF\)](#)

Punter **Brett Kern** (6-2, 214) completed his 10th NFL season and his eighth full campaign with the Titans in 2017. He was claimed off waivers by the Titans during the 2009 season.

During his time in Tennessee, Kern has placed his name at the top of most of the franchise's leaderboards at his position. At the end of the 2017 campaign, he ranked as the team's all-time career leader in gross punting average (45.7 yards) and net punting average (40.4). He punted 687 times in a Titans uniform from 2009–2017, second all-time for the franchise behind **Craig Hentrich's** 861 punts. Kern owns the top six net punting seasons in franchise history and eight of the team's top 10 net punting seasons.

In 2017, Kern had arguably one of the best seasons by a punter in NFL history and was named to his first career Pro Bowl in addition to earning second-team Associated Press All-Pro honors. He punted 75 times for 3,728 yards with 28 punts placed inside the 20-yard line. His 44.6-yard net average broke his own team record and finished second in NFL history behind only Johnny Hekker's 46.0-yard net average in 2016. Kern's 49.7-yard gross average also broke his team mark and finished eighth in NFL history.


In 2016, Kern punted 77 times for a 44.2-yard gross average and a 38.6-yard net average. He placed 41.6 percent of his punts inside the opponent's 20-yard line (32 of 77), which ranked second in his career (42.2 in 2009).

In 2015, Kern continued his annual assault on the team's all-time punting records and accomplished a first-of-its-kind NFL feat, becoming the first punter in league history to record 80 or more punts, a net average of 40 yards, and one or zero touchbacks in a single season. His season totals included 88 punts (tied for fifth place in franchise history), a 47.4-yard gross average (second in franchise history), a 40.3 net average (third in franchise history), a career-high 34 punts inside the 20 (third in franchise history) and only one touchback (career low).

In 2014, Kern launched a career-high 88 total punts for a gross average of 46.8 yards and a net average of 40.8 yards, which broke his own single-season team record (40.4-yard net average in 2012).

Kern produced one of the best punting seasons in team history in 2012. He set franchise records with a gross punting average of 47.6 yards and a net punting average of 40.4 yards (he broke the mark in 2014).

Kern's 2011 statistics included 86 punts for a gross average of 43.6 yards. His net average of 39.4 yards set a then-career high and then-fran-



chise record, narrowly beating out **Craig Hentrich's** previous franchise record of 39.2 net yards per punt in 1998.

Kern was claimed by the Titans off waivers from the Denver Broncos on Oct. 27, 2009. He spent the entire 2008 season and the first six games of 2009 campaign in Denver, totaling 73 punts and a 46.5-yard average in 22 games with the Broncos.

In 2008, Kern ranked fifth in the league with a 46.7-yard punting average that marked the third-best season total by a Bronco in club history. At the time, his punting average was the best in NFL history by a rookie. He was named to the All-Rookie team by Pro Football Weekly/PFWA and The *Sporting News*.

The Grand Island, N.Y., native was originally signed by the Broncos as a rookie free agent on April 28, 2008, following four seasons at the University of Toledo.

2017 Highlights:

➤ **Against Oakland (9/10)**, averaged 47.0 gross yards (40.8 net) on four punts with two punts placed inside the 20.

➤ **At Jacksonville (9/17)**, averaged 41.7 gross yards (40.3 net) on three punts.

➤ **Against Seattle (9/24)**, punted six times for an average of 56.8 yards per punt, which set a new career high for the 10th-year veteran and ranked fourth in franchise history (minimum four punts). His previous high was a 56.0-yard average against the Oakland Raiders on Nov. 23, 2008, when he was a member of the Denver Broncos. Kern's net average against the Seahawks was 48.2 yards, which ranked eighth in franchise history. He placed two of his punts inside the 20.

➤ **At Houston (10/1)**, for the second consecutive week, had a net punting average that ranked in the top 10 in franchise history for a single game performance (minimum four punts). He punted five times for a gross average of 49.2 yards and a net average of 48.4 yards with one punt placed inside the 20. The net average ranked eighth in franchise history.

➤ **At Miami (10/8)**, punted 10 times for 549 yards for an average of 54.9 yards per attempt, the sixth-highest single-game gross average in franchise history. His net punting average of 50.2 set a career high and set the franchise's single-game record, topping Greg Montgomery's previous mark of a 49.8-yard net average against the San Diego Chargers on Sept. 19, 1993 (statistic tracked since 1976). It gave him three of the franchise's top 10 single-game net averages in a three-week span. Kern became the first NFL player to punt at least 10 times and finish a game with a net punting average of at least 50 yards. His 10 punts tied his career high and marked the 14th time in franchise history a player had 10 or more punts in a game. He placed four punts inside the 20, including one that pinned Miami on its three-yard line. In the third quarter, with the line of scrimmage at the Tennessee one-yard line, he unleashed a 71-yard punt, his longest since a 71-yarder at Houston on Oct. 2, 2016.

➤ **Against Indianapolis (10/16)**, played in his 150th career game and recorded one punt for 44 yards, which he placed inside the 20-yard line.

➤ **At Cleveland (10/22)**, punted four times for a 52.0-yard gross average and a 43.8-yard net average with two punts placed inside the 20. He participated in his 129th consecutive game with the Titans, and in doing so, he moved past Eddie George (128) for eighth place on the team's all-time



record list for most consecutive games played with the club.

➤ **Against Baltimore (11/5)**, punted five times for a 51.2-yard gross average and a 46.8-yard net average with three punts placed inside the 20. His 56-yard punt in the second quarter pinned the Ravens on their own six-yard line.

➤ **Against Cincinnati (11/12)**, averaged 56.5 yards on six attempts (42.2 net average) with two touchbacks and one punt placed inside the 20. His average was the second-highest of his career (56.8 vs. Seattle on Sept. 24, 2017) and ranked fifth in franchise history (minimum four punts). In the fourth quarter, he booted a 74-yard punt that went into the end zone. It was his second-longest career punt behind only a 79-yarder against the Indianapolis Colts on Dec. 28, 2014. The 74-yarder was also the longest punt of the 2017 NFL season through 10 weeks.

➤ **At Pittsburgh (11/16)**, averaged 47.3 yards on three attempts (39.7 net average).

➤ **At Indianapolis (11/26)**, averaged 46.3 yards on three attempts (46.3 net average) with one punt placed inside the 20.

➤ **Against Houston (12/3)**, averaged 49.8 yards on four attempts (42.5 net average) with two punts placed inside the 20.

➤ **At Arizona (12/10)**, averaged 52.2 yards on six attempts (46.7 net average) with two punts placed inside the 20.

➤ **At San Francisco (12/17)**, averaged 55.5 yards on two punts (49.5 net average) with one punt placed inside the 20. He played in his 136th consecutive game with the Titans. In doing so, he passed former linebacker Keith Bulluck (135) and former defensive end Elvin Bethea (135) for fifth place in franchise history for consecutive games played. Only offensive lineman Bruce Matthews (232), linebacker Robert Brazile (147), punter Craig Hentrich (146) and kicker Rob Bironas (144) recorded longer consecutive games streaks for the franchise.

➤ On Dec. 19, he was named to his first career Pro Bowl.

➤ **Against the Los Angeles Rams (12/24)**, punted four times for a 36.3-yard gross average and a 35.5-yard net average with two punts inside the 20.

➤ **Against Jacksonville (12/31)**, capped his Pro Bowl campaign with nine punts for a 42.6-yard average (41.1 net) with four punts inside the 20. His day included a 62-yarder from his own end zone in the first quarter and a 70-yarder to pin the Jaguars at their five-yard line in the third quarter. His 2017 regular season included 75 punts for a 49.7-yard gross average and a 44.6-yard net average with 28 punts inside the 20. He led the NFL in gross punting and net punting average, and he established new franchise records for the two categories as well. He topped the franchise records he previously set with a 47.6-yard gross average in 2012 and a 40.8-yard net average in 2014. Kern's 2017 gross and net averages ranked eighth and second, respectively, in NFL history. The only player with a better net average was Rams punter Johnny Hekker with a 46.0-yard mark in 2016.

➤ On Jan. 5, he was named second-team Associated Press All-Pro.

➤ **At Kansas City (1/6)**, in his NFL playoff debut, he punted three times for a 43.7-yard average (41.0 net) with two punts inside the 20.

➤ **At New England (1/13)**, punted seven times for a 45.1-yard gross average and a 41.3-yard net average with two punts placed inside the 20.

Kern's Career Regular Season Statistics:

| Year | Team | GP | No | Blk | Yds | Avg | Lg | TB | In20 | Net |
|---------------|---------|------------|------------|----------|---------------|-------------|-----------|-----------|------------|-------------|
| 2008 | Den | 16 | 46 | 0 | 2,150 | 46.7 | 64 | 4 | 13 | 37.8 |
| 2009 | Den/Ten | 16 | 64 | 0 | 2,910 | 45.5 | 67 | 10 | 27 | 38.5 |
| 2010 | Ten | 16 | 77 | 0 | 3,302 | 42.9 | 68 | 4 | 24 | 39.1 |
| 2011 | Ten | 16 | 86 | 0 | 3,747 | 43.6 | 64 | 7 | 31 | 39.4 |
| 2012 | Ten | 16 | 81 | 2 | 3,855 | 47.6 | 71 | 5 | 30 | 40.4 |
| 2013 | Ten | 16 | 78 | 1 | 3,386 | 43.4 | 63 | 2 | 32 | 39.7 |
| 2014 | Ten | 16 | 88 | 1 | 4,118 | 46.8 | 79 | 7 | 28 | 40.8 |
| 2015 | Ten | 16 | 88 | 0 | 4,175 | 47.4 | 61 | 1 | 34 | 40.3 |
| 2016 | Ten | 16 | 77 | 0 | 3,402 | 44.2 | 71 | 4 | 32 | 38.6 |
| 2017 | Ten | 16 | 75 | 0 | 3,728 | 49.7 | 74 | 5 | 28 | 44.6 |
| Totals | | 160 | 760 | 4 | 34,773 | 45.8 | 79 | 49 | 279 | 40.0 |

Kern's 2017/Career Postseason Statistics:

| Year | Team | GP | No | Blk | Yds | Avg | Lg | TB | In20 | Net |
|------|------|----|----|-----|-----|------|----|----|------|------|
| 2017 | Ten | 2 | 10 | 0 | 447 | 44.7 | 62 | 0 | 4 | 41.2 |

Kern's Regular Season Single-Game Highs:

Punts - 10 (Twice, last at Miami, 10/8/17)

Gross Avg. - 56.8 vs. Seattle (9/24/17)

Net Avg. - 50.2 at Miami (10/8/17)

Long Punt - 79 vs. Indianapolis (12/28/14)

In20 - 7 vs. Houston (12/27/15)

Kern's Playoff Single-Game Highs:

Punts - 3 at Kansas City (1/6/18)

Gross Avg. - 43.7 at Kansas City (1/6/18)

Net Avg. - 41.0 at Kansas City (1/6/18)

Long Punt - 57 at Kansas City (1/6/18)

In20 - 2 at Kansas City (1/6/18)

SINGLE-SEASON GROSS AVG, NFL HISTORY

Titans punter **Brett Kern** led the NFL with a 49.7-yard gross punting average in 2017. His average ranked eighth in NFL history and was the highest of any player since 2012.

Highest single-season gross punting average, NFL history:

| Player | Year | Team | Gross Average |
|----------------------|-------------|------------|---------------|
| 1. Sammy Baugh | 1940 | Was | 51.4 |
| 2. Shane Lechler | 2009 | Oak | 51.1 |
| 3. Andy Lee | 2011 | SF | 50.9 |
| 4. Shane Lechler | 2011 | Oak | 50.8 |
| 5. Brandon Fields | 2012 | Mia | 50.2 |
| 6. Thomas Morstead | 2012 | NO | 50.1 |
| 7. Donnie Jones | 2008 | StL | 50.0 |
| 8. Brett Kern | 2017 | Ten | 49.7 |
| 9. Pat McAfee | 2016 | Ind | 49.3 |
| 10. Shane Lechler | 2007 | Oak | 49.1 |

SINGLE-SEASON NET AVG, NFL HISTORY

Brett Kern led the NFL with a 44.6-yard net punting average in 2017. His average ranked second in NFL history. The only better single-season net punting average in NFL history was Rams punter **Johnny Hekker's** 46.0-yard net average in 2016.

Highest single-season net punting average, NFL history:

| Player | Year | Team | Net Average |
|----------------------|-------------|------------|-------------|
| 1. Johnny Hekker | 2016 | LAR | 46.0 |
| 2. Brett Kern | 2017 | Ten | 44.6 |
| 3. Johnny Hekker | 2017 | LAR | 44.3 |
| 4. Johnny Hekker | 2013 | StL | 44.2 |
| Sam Martin | 2016 | Det | 44.2 |
| 6. Andy Lee | 2011 | SF | 44.0 |
| 7. Shane Lechler | 2009 | Oak | 43.9 |
| 8. Johnny Hekker | 2015 | StL | 43.7 |
| 9. Sam Koch | 2014 | Bal | 43.3 |
| 10. Andy Lee | 2012 | SF | 43.2 |

NET AVERAGE IN A SEASON, TEAM HISTORY

Titans punter **Brett Kern** owns the top six net punting seasons in franchise history and eight of the team's top 10 net punting seasons.

In 2017, he shattered his own franchise record (40.76 net average in 2014) by averaging 44.56 net yards on 75 punts.

He set the club mark for the first time in 2011 with a 39.37-yard net average, eclipsing **Craig Hentrich's** 1998 net average of 39.22 yards.

Highest single-season net punting average, franchise history:

| Player | Year | Net Average |
|-----------------------|-------------|--------------|
| 1. Brett Kern | 2017 | 44.56 |
| 2. Brett Kern | 2014 | 40.76 |
| 3. Brett Kern | 2012 | 40.36 |
| 4. Brett Kern | 2015 | 40.34 |
| 5. Brett Kern | 2013 | 39.70 |
| 6. Brett Kern | 2011 | 39.37 |
| 7. Craig Hentrich | 1998 | 39.22 |
| 8. Greg Montgomery | 1993 | 39.13 |
| 9. Brett Kern | 2010 | 39.06 |
| 10. Brett Kern | 2016 | 38.64 |

SINGLE-SEASON GROSS AVG., TEAM HISTORY

Brett Kern's 2017 gross punting average broke his own franchise record. He initially set the franchise mark in 2012 by surpassing **Craig Hentrich's** 47.22-yard gross average from 1998.

Highest single-season gross punting average, franchise history:

| Player | Year | Gross Average |
|----------------------|-------------|---------------|
| 1. Brett Kern | 2017 | 49.71 |
| 2. Brett Kern | 2012 | 47.59 |
| 3. Brett Kern | 2015 | 47.44 |
| 4. Craig Hentrich | 1998 | 47.22 |
| 5. Greg Montgomery | 1992 | 46.92 |
| 6. Brett Kern | 2014 | 46.80 |
| 7. Greg Montgomery | 1993 | 45.59 |
| 8. Reggie Roby | 1996 | 44.37 |

2017 NFL PUNTING LEADERS

Titans punter **Brett Kern** finished in first place on the 2017 NFL leaderboard in gross punting average and net punting average.

Highest gross punting average in 2017:

| Player | Team | Gross Average |
|----------------------|------------------|---------------|
| 1. Brett Kern | Tennessee | 49.7 |
| 2. Shane Lechler | Houston | 49.0 |
| 3. Drew Kaser | LA Chargers | 48.1 |
| 4. Johnny Hekker | LA Rams | 47.9 |
| 5. Britton Colquitt | Cleveland | 47.6 |
| 6. Marquette King | Oakland | 47.4 |
| 7. Andy Lee | Arizona | 47.3 |
| 8. Thomas Morstead | New Orleans | 47.0 |
| Pat O'Donnell | Chicago | 47.0 |
| 10. Kevin Huber | Cincinnati | 46.6 |

Highest net punting average in 2017:

| Player | Team | Net Average |
|----------------------|------------------|-------------|
| 1. Brett Kern | Tennessee | 44.6 |
| 2. Johnny Hekker | LA Rams | 44.3 |
| 3. Marquette King | Oakland | 42.7 |
| 4. Rigoberto Sanchez | Indianapolis | 42.6 |
| 5. Michael Palardy | Carolina | 42.4 |
| 6. Thomas Morstead | New Orleans | 42.2 |
| 7. Justin Vogel | Green Bay | 41.6 |
| 8. Chris Jones | Dallas | 41.4 |
| 9. Drew Kaser | LA Chargers | 41.3 |
| Shane Lechler | Houston | 41.3 |

SINGLE-GAME GROSS AVERAGE, TEAM HISTORY

In 2017, **Brett Kern** has recorded three of the franchise's top seven single-game gross punting averages (minimum four punts). His average against the Seattle Seahawks on Sept. 24 was 56.8 yards, good for the fourth-highest mark in franchise history. Two weeks later visiting the Miami Dolphins, his gross average was 54.9 yards, which ranks seventh (sixth at the time). On Nov. 12 against the Cincinnati Bengals, he posted a 56.5-yard average, ranking fifth in team annals.

Highest single-game gross punting average, since 1976 (min. 4 punts):

| Player | Date | Opp | Punts | Gross Avg |
|-----------------------|-----------------|---------------------|-----------|-------------|
| 1. Greg Montgomery | 12/27/92 | Buffalo | 5 | 59.2 |
| 2. Greg Montgomery | 09/19/93 | San Diego | 5 | 57.6 |
| 3. Craig Hentrich | 11/04/01 | Jacksonville | 4 | 57.5 |
| 4. Brett Kern | 09/24/17 | Seattle | 6 | 56.8 |
| 5. Brett Kern | 11/12/17 | Cincinnati | 6 | 56.5 |
| 6. Craig Hentrich | 11/15/98 | Pittsburgh | 4 | 55.3 |
| 7. Brett Kern | 10/08/17 | Miami | 10 | 54.9 |
| 8. Brett Kern | 12/28/14 | Indianapolis | 7 | 54.7 |
| 9. Brett Kern | 12/20/15 | New England | 5 | 54.4 |
| 10. Brett Kern | 01/03/10 | Seattle | 4 | 53.5 |

SINGLE-GAME NET AVERAGE, TEAM HISTORY

On Oct. 8, 2017 at Miami, **Brett Kern** punted 10 times for 549 yards with no blocks and no touchbacks, averaging 54.9 yards per attempt. The Dolphins returned seven of the punts for 47 total yards. Kern's net punting average of 50.2 set a career high and set the franchise's single-game record, topping **Greg Montgomery's** previous mark of a 49.8-yard net average against the San Diego Chargers on Sept. 19, 1993 (statistic tracked since 1976).

In doing so, Kern became the first NFL player to punt at least 10 times and finish a game with a net punting average of at least 50 yards.

In a three-week span, Kern recorded the highest single-game net average in team history, the 10th-highest single-game net average (48.2 against Seattle on Sept. 24) and the ninth-highest single-game net average (48.4 at Houston on Oct. 1).

Highest single-game net punting average, since 1976 (min. 4 punts):

| Player | Date | Opp | Punt | Gross Avg | TB | In20 | Net Avg |
|-----------------------|-----------------|------------|-----------|-------------|----------|----------|-------------|
| 1. Brett Kern | 10/8/17 | Mia | 10 | 54.9 | 0 | 4 | 50.2 |
| 2. Greg Montgomery | 9/19/93 | SD | 5 | 57.6 | 1 | 0 | 49.8 |
| 3. Greg Montgomery | 12/27/92 | Buf | 5 | 59.2 | 1 | 2 | 49.4 |
| 4. Brett Kern | 11/25/12 | Jax | 4 | 50.3 | 0 | 1 | 49.0 |
| 5. Brett Kern | 11/9/14 | Bal | 8 | 51.8 | 0 | 0 | 48.8 |
| 6. Brett Kern | 10/26/14 | Hou | 6 | 51.7 | 0 | 2 | 48.7 |
| 7. Brett Kern | 9/16/12 | SD | 7 | 51.6 | 1 | 3 | 48.6 |
| 8. Craig Hentrich | 11/4/01 | Jac | 4 | 57.5 | 0 | 2 | 48.5 |
| 9. Brett Kern | 10/1/17 | Hou | 5 | 49.2 | 0 | 1 | 48.4 |
| 10. Brett Kern | 9/24/17 | Sea | 6 | 56.8 | 1 | 2 | 48.2 |

FRANCHISE CAREER PUNTING LEADERS

Brett Kern is the all-time career leader in Titans/Oilers history in both gross punting average and net punting average. He ranks second in team annals in career punts, behind only **Craig Hentrich** (861).

Highest career gross punting average, franchise history (minimum 250 punts):

| Player | Years | Gross Avg. |
|----------------------|------------------|-------------|
| 1. Brett Kern | 2009-2017 | 45.7 |
| 2. Greg Montgomery | 1988-1993 | 43.6 |
| 3. Craig Hentrich | 1998-2009 | 42.9 |
| 4. Jim Norton | 1960-1968 | 42.1 |
| 5. Cliff Parsley | 1977-1982 | 39.8 |
| 6. Dan Pastorini | 1971-1979 | 39.7 |

Highest career net punting average, franchise history (since 1976, minimum 250 punts):

| Player | Years | Net Avg. |
|----------------------|------------------|-------------|
| 1. Brett Kern | 2009-2017 | 40.4 |
| 2. Craig Hentrich | 1998-2009 | 37.2 |
| 3. Greg Montgomery | 1988-1993 | 36.6 |
| 4. Cliff Parsley | 1977-1982 | 32.3 |

Most career punts, franchise history:

| Player | Years | Punts |
|----------------------|------------------|------------|
| 1. Craig Hentrich | 1998-2009 | 861 |
| 2. Brett Kern | 2009-2017 | 687 |
| 3. Jim Norton | 1960-1968 | 522 |

MOST CONSECUTIVE GAMES, TEAM HISTORY

Titans punter **Brett Kern** concluded the 2017 season with 138 consecutive games played in a Titans uniform. His streak currently ranks fifth in franchise history behind only offensive lineman **Bruce Matthews** (232), linebacker **Robert Brazile** (147), punter **Craig Hentrich** (146) and kicker **Rob Bironas** (144).

Most consecutive games played in franchise history:

| Player | Position | Years | Consec. Games |
|----------------------|----------|------------------|---------------|
| 1. Bruce Matthews | OL | 1987–2001 | 232 |
| 2. Robert Brazile | LB | 1975–1984 | 147 |
| 3. Craig Hentrich | P | 1998–2007 | 146 |
| 4. Rob Bironas | K | 2005–2013 | 144 |
| 5. Brett Kern | P | 2009–2017 | 138 |
| 6. Keith Bulluck | LB | 2000–2009 | 135 |
| Elvin Bethea | DE | 1968–1977 | 135 |
| 8. Gregg Bingham | LB | 1973–1981 | 134 |
| 9. Eddie George | RB | 1996–2003 | 128 |

#4 • K RYAN SUCCOP

[CLICK FOR COMPLETE BIO \(PDF\)](#)

Kicker **Ryan Succop** (6-2, 218) completed his ninth NFL season and his fourth campaign with the Titans in 2017. He was signed by the Titans as a free agent on Sept. 1, 2014.

Succop set career highs in 2017 with 35 field goals and 42 attempts. He added 31 extra points on 33 attempts to set a career high with 136 points—a total that tied **Al Del Greco's** 1998 franchise record.

Succop also booted 47 touchbacks on 80 kickoffs (58.8 percent).

During the 2017 campaign, Succop set the NFL record for most consecutive field goals made from inside 50 yards. His streak, which began in 2014, lasted 56 attempts. The previous league benchmark was 46 such kicks by Atlanta's **Matt Bryant** from 2013–2015.

In 2016, Succop made 22 of his 24 field goal attempts, with his only misses coming from 51 and 58 yards. His 91.7 percent rate was the best single-season performance of his career and the third-best percentage in franchise history (92.3 by **Rob Bironas** in 2010 and 92.3 by **Al Del Greco** in 1998). Succop's percentage ranked third in the NFL in 2016 behind only **Justin Tucker** (97.4) and **Matt Bryant** (91.9).

During his second season in Tennessee, Succop connected on 14 of his 16 field goal attempts and 29 of his 31 extra point attempts to total 71 points. His 87.5 percent success rate on field goals set a personal best and ranked as the sixth-highest figure in franchise history.

In 2014, he set a then-career high by making 86.4 percent of his field goal attempts. He was 19-of-22 and also connected on all 27 of his extra point attempts.

Succop's previous five seasons were spent with the Kansas City Chiefs, who chose him with the last pick of the 2009 NFL Draft (256th overall).

In his career with the Chiefs, he posted four 100-point seasons and made 81.0 percent (119-147) of his field goal attempts. Over his final three years there (2011-13), 52 percent of his kickoffs resulted in touchbacks, a number that ranked 11th in the NFL during that span.

In 2013, he tallied career highs for points (118) and touchbacks (47). He also posted the second-best percentage of his career for field goals made inside of 50 yards, connecting on 87.5 percent (21-24) of those attempts. During his Chiefs career, he produced five game-winning kicks.

A native of Hickory, N.C., Succop played in 50 games for the University of South Carolina Gamecocks, hitting 49 of 69 field goals (71.0%) and converting 104 of 106 PATs. His 251 points made up the second-highest total in school history.

2017 Highlights:

➤ **Against Oakland (9/10)**, made three of four field goal attempts, connecting from 23, 26 and 52 yards and missing from 52 yards. With his 52-yard miss, he had a streak of 19 successful field goals of any distance snapped. The 19-kick streak tied for the fifth-longest streak in franchise history, only one off the club record of 20 (accomplished three times by Rob Bironas and once by Al Del Greco).

➤ **At Jacksonville (9/17)**, made a 40-yard field goal in the first quarter, a 41-yard field goal in the second quarter and a 26-yard field goal in the



third quarter. He recorded two consecutive games with at least three field goals for the first time since he was a member of the Kansas City Chiefs in 2013 (three field goals against Cleveland on Oct. 27 and three at Buffalo on Nov. 3).

➤ **Against Seattle (9/24)**, made all four of his field goal attempts from 24, 37, 47 and 35 yards. His 10 field goals in the first three games made up the highest number of field goals he has made in the first three games of a season during his nine years in the NFL. It also ranked as the most by any player in franchise history in the first three weeks of a season, topping Al Del Greco's previous benchmark of eight field goals in the first three weeks of 1996. He also set a career high with seven touchbacks on kickoffs (seven attempts), the most by a Titans/Oilers player in a single game from 1991–2017.

➤ Named AFC Special Teams Player of the Month for September.

➤ **At Houston (10/1)**, made both extra point attempts.

➤ **At Miami (10/8)**, made a 45-yard field goal in the second quarter.

➤ **Against Indianapolis (10/16)**, with a 48-yard field goal in the first quarter, he set a new NFL record by making his 47th consecutive field goal from inside 50 yards. He added four more field goals in the game to extend the streak to 51 consecutive field goals from inside 50 yards. He began the streak on Dec. 14, 2014. The previous NFL record of 46 straight field goals from inside 50 yards was set by Atlanta Falcons kicker Matt Bryant from 2013–2015. Succop was named AFC Special Teams Player of the Week and joined Rob Bironas (2007) as the only kickers in team history to win Special Teams Player of the Week and Month in the same season. Against the Colts, he made all five of his field goal attempts (48, 32, 40, 48 and 23 yards) to tie for the second-highest total of his career, and he became only the fourth player in franchise history to make at least five field goals in a game. He joined Rob Bironas (NFL record of eight field goals in a game on Oct. 21, 2007), Al Del Greco (five on Dec. 3, 2000) and Roy Gerela (five on Sept. 28, 1969). With five field goals and three extra points, he totaled 18 points in the contest. Only five players in franchise history (Billy Cannon, Rob Bironas, George Blanda, Earl Campbell and Lorenzo White) previously scored more than 18 points in a game (several scored 18 points). With his first field goal of the game, he passed Charlie Hennigan (306 points) for 10th place on the franchise's all-time scoring list.

➤ **At Cleveland (10/22)**, made four of five field goals (43, 23, 46 and 47 yards), with his only miss coming from 53 yards. With his 47-yard field goal in overtime, he registered his seventh career game-winning field goal and his second as a member of the Titans. He became the first player to score all of his team's points in an overtime win since Denver Broncos kicker Jason Elam on Sept. 17, 2006, when Elam scored all nine of Denver's points in a 9-6 overtime win against the Kansas City Chiefs. Before missing from 53 yards in the fourth quarter, he extended his streak to 16 consecutive made field goals from all distances. The streak ranked eighth in franchise history. With 12 points, he passed former Oilers kicker Skip Butler (332 career points) for ninth place on the franchise's all-time scoring list.

➤ **Against Baltimore (11/5)**, made his only field goal attempt (48 yards) and two of his three extra point attempts.

➤ **Against Cincinnati (11/12)**, with a missed 48-yard field goal in the second quarter, his NFL-record streak of successful field goals from inside 50 yards came to an end at 56. The streak, which began in 2014, broke the previous NFL record of 46, set by Atlanta Falcons kicker Matt Bryant from 2013–2015. Later in the second quarter, Succop made a 44-yard field goal.

➤ **At Pittsburgh (11/16)**, made a 44-yard field goal and had a 48-yarder blocked.

➤ **At Indianapolis (11/26)**, made both field goal attempts and both extra point attempts. With his 29-yard field goal in the first quarter, he passed

former Titans running back Chris Johnson (350 career points) for eighth place on the franchise scoring list. He added a 45-yard field goal later in the first quarter.

➤ **Against Houston (12/3)**, made one of two field goals and all three extra point attempts. With a 43-yard field goal in the second quarter, he became the 12th active kicker to make 200 career field goals. He also reached the 100-point mark for the sixth time in his career and for the second consecutive season. With his 81st field goal in a Titans uniform, he tied former Oilers kicker Toni Fritsch (81 field goals from 1977–1981) for fifth place on the franchise's all-time career field goal list.

➤ **At Arizona (12/10)**, made his only extra point attempt and missed a 58-yard field goal.

➤ **At San Francisco (12/17)**, made all three of his field goal attempts, connecting on a 40-yarder in the second quarter, a 31-yarder in the third quarter and a 50-yarder in the fourth quarter. With his 29th field goal of 2017, he set a career high for field goals in a season, topping his career-best mark of 28 field goals in 2012 as a member of the Kansas City Chiefs.

➤ **Against the Los Angeles Rams (12/24)**, made three of four field goals and both extra point attempts. He made a 25-yard field goal in the first quarter, a 37-yard field goal in the second quarter and a 27-yard field goal in the fourth quarter. It marked the seventh time in 2017 he made at least three field goals in a game. Succop also improved his season total to 32 field goals, tied for the third-highest mark in franchise history. With his first field goal of the game (25 yards), he set a new career high for points in a season, surpassing his previous high of 118 points in 2013 as a member of the Kansas City Chiefs.

➤ **Against Jacksonville (12/31)**, made all three field goals against the Jaguars, hitting from 25 and 39 yards in the second quarter and 38 yards in the third quarter. He finished 2017 with 35 field goals in 42 attempts, and in doing so, he tied Rob Bironas (35-of-39 in 2007) for the second-highest number of field goals in franchise history in a single season. The only time a player exceeded Succop's total was 1998, when Al Del Greco made 36 field goals on 39 attempts. With nine total points against the Jaguars, he finished 2017 with a career-high 136 points (35 field goals and 31 extra points). He tied Al Del Greco's 1998 total of 136 points for the most in franchise history.

➤ **At Kansas City (1/6)**, made a 49-yard field goal in the second quarter. It was the kicker's fourth postseason field goal in four attempts and his first since 2013 as a member of the Chiefs.

➤ **At New England (1/13)**, made both extra point attempts.

Succop's Career Regular Season Statistics:

| Year | Team | GP | FGM | FGA | Pct | Lg | XPM | XPA | Pts |
|---------------|------|------------|------------|------------|-------------|-----------|------------|------------|------------|
| 2009 | KC | 16 | 25 | 29 | 86.2 | 53 | 29 | 29 | 104 |
| 2010 | KC | 16 | 20 | 26 | 76.9 | 53 | 42 | 42 | 102 |
| 2011 | KC | 16 | 24 | 30 | 80.0 | 54 | 20 | 20 | 92 |
| 2012 | KC | 16 | 28 | 34 | 82.4 | 52 | 17 | 17 | 101 |
| 2013 | KC | 16 | 22 | 28 | 78.6 | 51 | 52 | 52 | 118 |
| 2014 | Ten | 16 | 19 | 22 | 86.4 | 51 | 27 | 27 | 84 |
| 2015 | Ten | 16 | 14 | 16 | 87.5 | 51 | 29 | 31 | 71 |
| 2016 | Ten | 16 | 22 | 24 | 91.7 | 53 | 39 | 41 | 105 |
| 2017 | Ten | 16 | 35 | 42 | 83.3 | 52 | 31 | 33 | 136 |
| Totals | | 144 | 209 | 251 | 83.3 | 54 | 286 | 292 | 913 |

Succop's Career Postseason Statistics:

| Year | Team | GP | FGM | FGA | Pct | Lg | XPM | XPA | Pts |
|---------------|------|----------|----------|----------|--------------|-----------|----------|----------|-----------|
| 2010 | KC | 1 | 0 | 0 | - | - | 1 | 1 | 1 |
| 2013 | KC | 1 | 3 | 3 | 100.0 | 43 | 5 | 5 | 14 |
| 2017 | Ten | 2 | 1 | 1 | 100.0 | 49 | 3 | 3 | 6 |
| Totals | | 4 | 4 | 4 | 100.0 | 49 | 9 | 9 | 21 |

Succop's Regular Season Single-Game Highs:

Field Goals Made - 6 at New Orleans (9/23/12)

Field Goal Attempts - 6 at New Orleans (9/23/12)

Longest Field Goal - 54 vs. Minnesota (10/2/11)

PATs Made - 6 (Four times, last vs. Jacksonville, 12/6/15)

PATs Attempted - 6 (Four times, last vs. Jacksonville, 12/6/15)

Points - 19 at New Orleans (9/23/12)

Consecutive Field Goals Made - 22 (10/2/11–12/24/11)

Succop's Playoff Single-Game Highs:

Field Goals Made - 3 at Indianapolis (1/4/14)

Field Goals Attempts - 3 at Indianapolis (1/4/14)

Longest Field Goal - 49 at Kansas City (1/6/18)

PATs Made - 5 at Indianapolis (1/4/14)

PATs Attempted - 5 at Indianapolis (1/4/14)

Points - 14 at Indianapolis (1/4/14)

CONSECUTIVE FGs INSIDE 50 YARDS

On Oct. 16, 2017, **Ryan Succop** set the NFL record for most consecutive field goals made from inside 50 yards. With a 48-yarder in the first quarter against the Colts, he made his 47th such kick. He broke the record of Atlanta Falcons kicker **Matt Bryant**, who made 46 consecutive field goals from inside 50 yards from 2013–2015.

Succop's streak ended at 56 with a missed 48-yard attempt against the Cincinnati Bengals on Nov. 12, 2017. The streak, which began on Dec. 14, 2014, spanned 43 games and nearly three calendar years.

In 2016, he broke **Al Del Greco's** franchise record of 24 consecutive made field goals from inside 50 yards, set from 1995–1996.

Most consecutive field goals made from inside 50 yards, NFL history:

| Kicker | Team | Seasons | Consec. FGs from Inside 50 Yards |
|-----------------------|-------------------------|------------------|----------------------------------|
| 1. Ryan Succop | Tennessee Titans | 2014–2017 | 56 |
| 2. Matt Bryant | Atlanta Falcons | 2013–2015 | 46 |
| 3. Mike Vanderjagt | Indianapolis Colts | 2002–2004 | 41 |

Most consecutive field goals made from inside 50 yards, franchise history:

| Kicker | Season(s) | Consecutive Field Goals Inside 50 Yards |
|-----------------------|----------------|---|
| 1. Ryan Succop | 2014–17 | 56 |
| 2. Al Del Greco | 1995–96 | 24 |
| 3. Al Del Greco | 1998–99 | 20 |
| Rob Bironas | 2007–08 | 19 |
| 5. Rob Bironas | 2010–11 | 18 |

POINTS IN A SEASON, FRANCHISE HISTORY

In 2017, **Ryan Succop** enjoyed one of the best regular seasons in franchise history by a player at his position. He made 35 of his 42 field goal attempts and 31 of his 33 extra point tries.

Succop scored 136 points, tying **Al Del Greco's** franchise record for points in a season. Del Greco scored 136 points (36 field goals, 28 extra points) to establish the team benchmark in 1998.

Succop's 136 points were a personal best as well. His previous high for a season was 118 points in 2013 with the Kansas City Chiefs.

Most points in a season, franchise history:

| Player | Season | PAT | FG | Points |
|-----------------------|-------------|-----------|-----------|------------|
| 1. Ryan Succop | 2017 | 31 | 35 | 136 |
| Al Del Greco | 1998 | 28 | 36 | 136 |
| 3. Rob Bironas | 2007 | 28 | 35 | 133 |
| 4. Al Del Greco | 1996 | 35 | 32 | 131 |
| 5. Rob Bironas | 2008 | 40 | 29 | 127 |
| 6. Al Del Greco | 1993 | 39 | 29 | 126 |
| 7. Gary Anderson | 2003 | 42 | 27 | 123 |
| 8. Rob Bironas | 2011 | 34 | 29 | 121 |
| 9. Rob Bironas | 2009 | 37 | 27 | 118 |
| Al Del Greco | 2000 | 37 | 27 | 118 |

FIELD GOALS IN A SEASON, TEAM HISTORY

Ryan Succop's 35 field goals in 2017 ranked among the top totals in Titans/Oilers history. He tied Rob Bironas' 2007 total for second all-time, one short of **Al Del Greco's** mark of 36 during the 1998 campaign.

Most field goals in a season, franchise history:

| Player | Season | FG Made | FG Att |
|-----------------------|-------------|-----------|-----------|
| 1. Al Del Greco | 1998 | 36 | 39 |
| 2. Ryan Succop | 2017 | 35 | 42 |
| Rob Bironas | 2007 | 35 | 39 |
| 4. Al Del Greco | 1996 | 32 | 38 |
| 5. Rob Bironas | 2008 | 29 | 33 |
| Rob Bironas | 2011 | 29 | 32 |
| Al Del Greco | 1993 | 29 | 34 |
| 8. (five tied) | | 27 | |

2017 SCORING LEADERS

Ryan Succop ranked among the NFL's top scorers in 2017. He finished ninth in the league and fifth in the AFC.

Most points scored in 2017:

| Player | Team | XPM | XPA | FGM | FGA | Pts |
|-----------------------|------------------|-----------|-----------|-----------|-----------|------------|
| 1. Greg Zuerlein | LA Rams | 44 | 46 | 38 | 40 | 158 |
| 2. Stephen Gostkowski | New England | 45 | 47 | 37 | 40 | 156 |
| 3. Robbie Gould | San Francisco | 28 | 30 | 39 | 41 | 145 |
| 4. Harrison Butker | Kansas City | 28 | 28 | 38 | 42 | 142 |
| Chris Boswell | Pittsburgh | 37 | 39 | 35 | 38 | 142 |
| 6. Justin Tucker | Baltimore | 39 | 39 | 34 | 37 | 141 |
| 7. Wil Lutz | New Orleans | 47 | 50 | 31 | 36 | 140 |
| 8. Matt Bryant | Atlanta | 35 | 35 | 34 | 39 | 137 |
| 9. Ryan Succop | Tennessee | 31 | 33 | 35 | 42 | 136 |
| 10. Kai Forbath | Minnesota | 34 | 39 | 32 | 38 | 130 |
| Matt Prater | Detroit | 40 | 41 | 30 | 35 | 130 |

CONSECUTIVE FIELD GOALS

Ryan Succop began 2017 by extending his streak to 19 consecutive successful field goals, including every attempt over the final 10 games of 2016. The streak came to an end on Sept. 10.

The streak was the second-longest of his career, behind only a 22-kick streak in 2011 as a member of the Kansas City Chiefs. It also qualifies as tied for the fifth-longest streak of its kind in franchise history.

From the final three games of the 2014 campaign through the first eight games of 2015, **Succop** made 15 consecutive field goals to record what is now the eighth-longest streak in franchise history.

Longest streaks of field goal attempts without a miss, franchise history:

| Kicker | Season(s) | Consecutive Field Goals |
|-----------------------|------------------|-------------------------|
| 1. Rob Bironas | 2011–2012 | 20 |
| Rob Bironas | 2010 | 20 |
| Rob Bironas | 2007–2008 | 20 |
| Al Del Greco | 1998–1999 | 20 |
| 5. Ryan Succop | 2016–2017 | 19 |
| Rob Bironas | 2007 | 19 |
| 7. Al Del Greco | 1995–1996 | 18 |
| 8. Ryan Succop | 2017 | 16 |
| 9. Ryan Succop | 2014–2015 | 15 |
| 9. Rob Bironas | 2011 | 14 |
| Al Del Greco | 1999–2000 | 14 |

RYAN SUCCOP'S CAREER GAME-WINNING FIELD GOALS

A game-winning field goal is defined as one that was the final score of the game and gave the kicker's team the lead at any time in the fourth quarter or overtime.

| Date | Team | Opponent | Distance | Quarter |
|----------|------------------|---------------------|-----------------|-----------------|
| 12/18/16 | Tennessee | at Kansas City | 53 yards | 4th Quarter |
| 10/22/17 | Tennessee | at Cleveland | 47 yards | Overtime |
| 9/23/12 | Kansas City | at New Orleans | 31 yards | Overtime |
| 10/31/11 | Kansas City | vs. San Diego | 30 yards | Overtime |
| 9/19/10 | Kansas City | at Cleveland | 23 yards | 4th Quarter |
| 10/31/10 | Kansas City | vs. Buffalo | 35 yards | Overtime |
| 11/22/09 | Kansas City | vs. Pittsburgh | 22 yards | Overtime |

SINGLE-SEASON FIELD GOAL PERCENT

Ryan Succop owns three of the top 10 single-season field goal percentages in franchise history. He recorded a career-best 91.7 percent rate on field goals in 2016, which finished third in team annals behind only **Rob Bironas'** 92.3 percent in 2010 and **Al Del Greco's** 92.3 percent in 1998.

In 2015, Succop made 87.5 percent of his attempts, which ranks seventh in team annals, and his 86.4 percent success rate in 2014 ranks 10th.

Highest field goal percentage in a season, franchise history:

| Player | Season | Made | Att | Pct |
|------------------------|-------------|-----------|-----------|-------------|
| 1. Rob Bironas | 2010 | 24 | 26 | 92.3 |
| Al Del Greco | 1998 | 36 | 39 | 92.3 |
| 3. Ryan Succop | 2016 | 22 | 24 | 91.7 |
| 4. Rob Bironas | 2011 | 29 | 32 | 90.6 |
| 5. Rob Bironas | 2007 | 35 | 39 | 89.7 |
| 6. Rob Bironas | 2008 | 29 | 33 | 87.9 |
| 7. Ryan Succop | 2015 | 14 | 16 | 87.5 |
| 8. Gary Anderson | 2003 | 27 | 31 | 87.1 |
| Al Del Greco | 1995 | 27 | 31 | 87.1 |
| 10. Ryan Succop | 2014 | 19 | 22 | 86.4 |

Succop's percentage ranked third in the NFL in 2016 behind only **Justin Tucker** (97.4) and **Matt Bryant** (91.9).

Highest field goal percentage in 2016:

| Player | Team | Made | Att | Pct |
|-----------------------|------------|-----------|-----------|-------------|
| 1. Justin Tucker | Bal | 38 | 39 | 97.4 |
| 2. Matt Bryant | Atl | 34 | 37 | 91.9 |
| 3. Ryan Succop | Ten | 22 | 24 | 91.7 |
| 4. Steven Hauschka | Sea | 33 | 37 | 89.2 |
| 5. Cairo Santos | KC | 31 | 35 | 88.6 |
| 6. Nick Folk | NYJ | 27 | 31 | 87.1 |
| Adam Vinatieri | Ind | 27 | 31 | 87.1 |
| 8. Mason Crosby | GB | 26 | 30 | 86.7 |
| 9. Greg Zuerlein | LA | 19 | 22 | 86.4 |
| 10. Matt Prater | Det | 31 | 36 | 86.1 |



2016 TOUCHBACK PERCENTAGE

In 2016, **Ryan Succop** recorded touchbacks on 58 of his 79 kickoffs. His 73.4 percent touchback rate set a new career high and set a new franchise record, topping his 66.2 percent mark from 2015 (43 of 65) that previously qualified as both.

Among all NFL kickers in 2016, Succop was fourth in touchback percentage.

Highest percentage of touchbacks on kickoffs in 2016:

| Kicker | Team | Kickoffs | Touchbacks | Percent |
|------------------------|------------|-----------|------------|-------------|
| 1. Jason Myers | Jax | 72 | 60 | 83.3 |
| 2. Josh Lambo | SD | 89 | 67 | 75.3 |
| 3. Graham Gano | Car | 85 | 63 | 74.1 |
| 4. Ryan Succop | Ten | 79 | 58 | 73.4 |
| 5. Dustin Hopkins | Was | 90 | 65 | 72.2 |
| 6. Sam Martin | Det | 75 | 52 | 69.3 |
| 7. Roberto Aguayo | TB | 76 | 52 | 68.4 |
| 8. Brandon McManus | Den | 75 | 50 | 66.7 |
| 9. Justin Tucker | Bal | 79 | 52 | 65.8 |
| 10. Chandler Catanzaro | Ari | 81 | 52 | 64.2 |

#14 • WR/KR/PR ERIC WEEMS

Wide receiver/returner **Eric Weems** (5-9, 195) completed his 10th NFL season and his first campaign with the Titans in 2017. He was signed by the Titans as an unrestricted free agent on March 11, 2017.

Weems played in every game in 2017 and finished third on the team with 12 special teams tackles. He added one catch for five yards, two punt returns for 15 yards, and two kickoff returns for 18 yards.

Weems entered the NFL in 2007 as a rookie free agent with the Atlanta Falcons. He spent the majority of the next nine years with the Falcons, serving there for two multi-year stints (2007–2011 and 2014–2016). He also spent two seasons with the Chicago Bears (2012–2013).

Not only valuable as a returner and a reserve receiver, Weems has consistently displayed his value on coverage units during his career. Through 2016, he led his teams in special teams tackles four times.

In 2016, Weems appeared in all 16 games for the NFC Champion Falcons. He averaged 11.4 yards on 24 punt returns and 23.0 yards on 17 kickoff returns, and he led the Falcons with 15 special teams tackles.

Weems earned a Pro Bowl selection in 2010, when he established career highs in punt return average (12.8) and kickoff return average (27.5). He scored in both the punt return and kickoff return games during the regular season and followed with a kickoff return touchdown in the playoffs.

A native of Ormond Beach, Fla., Weems attended Bethune-Cookman University, where he averaged 100.7 all-purpose yards per game during his four-year stay.



2017 Highlights:

- **At Cleveland (10/22)**, caught one pass for five yards.
- **Against Cincinnati (11/12)**, led the team with three special teams tackles.
- **Against Houston (12/3)**, tied for the team lead with two special teams tackles.
- **Against Los Angeles (12/24)**, participated in his 150th career game.

Weems' Career Regular Season Receiving Statistics:

| Year | Team | GP | GS | Rec | Yds | Avg | Lg | TD |
|---------------|------|------------|----------|-----------|------------|------------|-----------|----------|
| 2007 | Atl | 1 | 0 | 0 | 0 | - | - | 0 |
| 2008 | Atl | 6 | 0 | 1 | 4 | 4.0 | 4 | 0 |
| 2009 | Atl | 16 | 0 | 6 | 50 | 8.3 | 30t | 2 |
| 2010 | Atl | 16 | 4 | 6 | 61 | 10.2 | 18 | 0 |
| 2011 | Atl | 16 | 2 | 11 | 90 | 8.2 | 18 | 0 |
| 2012 | Chi | 16 | 1 | 2 | 27 | 13.5 | 18 | 0 |
| 2013 | Chi | 16 | 0 | 1 | 8 | 8.0 | 8 | 0 |
| 2014 | Atl | 16 | 0 | 10 | 102 | 10.2 | 40 | 2 |
| 2015 | Atl | 16 | 0 | 1 | 11 | 11.0 | 11 | 0 |
| 2016 | Atl | 16 | 0 | 0 | 0 | - | - | 0 |
| 2017 | Ten | 16 | 0 | 1 | 5 | 5.0 | 5 | 0 |
| Totals | | 151 | 7 | 39 | 358 | 9.2 | 40 | 4 |

Weems' Career Regular Season Return Statistics:

| Year | PR | FC | Yds | Avg | Lg | TD | KR | Yds | Avg | Lg | TD |
|---------------|------------|-----------|--------------|-------------|-----------|----------|------------|--------------|-------------|-------------|----------|
| 2007 | 0 | 0 | 0 | - | - | 0 | 0 | 0 | - | - | 0 |
| 2008 | 0 | 0 | 0 | - | - | 0 | 1 | 19 | 19.0 | 19 | 0 |
| 2009 | 27 | 14 | 270 | 10.0 | 28 | 0 | 48 | 1,214 | 25.3 | 62 | 0 |
| 2010 | 18 | 19 | 230 | 12.8 | 55t | 1 | 40 | 1,100 | 27.5 | 102t | 1 |
| 2011 | 32 | 19 | 315 | 9.8 | 42 | 0 | 24 | 563 | 23.5 | 37 | 0 |
| 2012 | 1 | 1 | 0 | 0.0 | 0 | 0 | 13 | 231 | 17.8 | 27 | 0 |
| 2013 | 0 | 1 | 0 | - | - | 0 | 5 | 57 | 11.4 | 19 | 0 |
| 2014 | 0 | 0 | 0 | - | - | 0 | 2 | 34 | 17.0 | 17 | 0 |
| 2015 | 19 | 16 | 221 | 11.6 | 41 | 0 | 15 | 403 | 26.9 | 50 | 0 |
| 2016 | 24 | 21 | 273 | 11.4 | 73 | 0 | 17 | 391 | 23.0 | 42 | 0 |
| 2017 | 2 | 0 | 15 | 7.5 | 13 | 0 | 2 | 18 | 9.0 | 18 | 0 |
| Totals | 123 | 91 | 1,324 | 10.8 | 73 | 1 | 167 | 4,030 | 24.1 | 102t | 1 |

Weems' Career Postseason Receiving Statistics:

| Year | Team | GP | GS | Rec | Yds | Avg | Lg | TD |
|---------------|------|----------|----------|----------|----------|----------|----------|----------|
| 2008 | Atl | 1 | 0 | 0 | 0 | - | - | 0 |
| 2010 | Atl | 1 | 0 | 0 | 0 | - | - | 0 |
| 2011 | Atl | 1 | 0 | 0 | 0 | - | - | 0 |
| 2016 | Atl | 3 | 0 | 0 | 0 | - | - | 0 |
| 2017 | Ten | 2 | 0 | 0 | 0 | - | - | 0 |
| Totals | | 8 | 0 | 0 | 0 | - | - | 0 |

Weems' Career Postseason Return Statistics:

| Year | PR | FC | Yds | Avg | Lg | TD | KR | Yds | Avg | Lg | TD |
|---------------|----------|----------|-----------|------------|-----------|----------|-----------|------------|-------------|-------------|----------|
| 2008 | 0 | 0 | 0 | - | - | 0 | 0 | 0 | 0.0 | - | 0 |
| 2010 | 0 | 0 | 0 | - | - | 0 | 6 | 195 | 32.5 | 102t | 1 |
| 2011 | 0 | 0 | 0 | - | - | 0 | 4 | 83 | 20.8 | 27 | 0 |
| 2016 | 3 | 3 | 24 | 8.0 | 14 | 0 | 4 | 66 | 16.5 | 23 | 0 |
| 2017 | 0 | 0 | 0 | - | - | 0 | 0 | 0 | - | - | 0 |
| Totals | 3 | 3 | 24 | 8.0 | 14 | 0 | 14 | 344 | 24.6 | 102t | 1 |

Weems' Regular Season Single-Game Highs:

Receptions - 4 (Twice, last vs. Tampa Bay 9/18/14)
Receiving Yards - 69 vs. Tampa Bay (9/18/14)
Long Reception - 40 vs. Tampa Bay (9/18/14)
Punt Returns - 5 vs. Buffalo (12/27/09)
Punt Return Yards - 76 at San Francisco (11/8/15)
Punt Return Long - 73 at Oakland (9/18/16)
Punt Return Touchdown - 1 vs. Carolina (1/2/11)
Kickoff Returns - 6 (Twice, last vs. Cincinnati 10/24/10)
Kickoff Return Yards - 168 vs. Cincinnati (10/24/10)
Kickoff Return Long - 102t at Tampa Bay (12/5/10)
Kickoff Touchdown - 1 at Tampa Bay (12/5/10)

Weems' Playoff Single-Game Highs:

Punt Returns - 1 (Three times, last vs. New England 2/5/17)
Punt Return Yards - 14 vs. Green Bay (1/22/17)
Punt Return Long - 14 vs. Green Bay (1/22/17)
Kickoff Returns - 6 vs. Green Bay (1/22/17)
Kickoff Return Yards - 195 vs. Green Bay (1/22/17)
Kickoff Return Long - 102t vs. Green Bay (1/22/17)
Kickoff Touchdown - 1 vs. Green Bay (1/22/17)

ACTIVE COMBINED KR/PR YARDS LEADERS

Among active NFL players, **Eric Weems** is in the NFL's top five in total yards on career kickoff returns and punt returns.

Most career combined punt return yards and kickoff return yards, active NFL players:

| Player | Punt Return Yards | Kickoff Return Yards | Total |
|----------------------|----------------------|-------------------------|--------------|
| 1. Darren Sproles | 2,792 | 8,350 | 11,142 |
| 2. Ted Ginn | 2,600 | 6,898 | 9,498 |
| 3. Brandon Tate | 1,909 | 5,890 | 7,799 |
| 4. Eric Weems | 1,324 | 4,030 | 5,354 |
| 5. Danny Amendola | 1,707 | 3,575 | 5,282 |

MORE TITANS SPECIALISTS

48 - LS BEAU BRINKLEY (6-4, 260, 6th Year, Missouri)

- Long snapper **Beau Brinkley** was signed as an undrafted free agent in 2012 and re-signed to a multi-year contract in 2015.
- In 2017, Brinkley completed his sixth NFL season, having never missed a game. He helped punter Brett Kern earn Pro Bowl and second-team Associated Press All-Pro honors while setting new franchise records for gross punting and net punting average.
- In 2016, Brinkley helped Ryan Succop make 22 of his 24 field goal attempts, with the only misses coming from 51 and 58 yards. Succop's 91.7 percent rate ranked third in the NFL in 2016 behind only Justin Tucker (97.4) and Matt Bryant (91.9).
- In 2015, he played in all 16 games. He helped Brett Kern become the first punter in league history to record 80 or more punts, a net average of 40 yards, and one or zero touchbacks in a single season. He also served as the long snapper for kicker Ryan Succop, who went 14-of-16 and whose 87.5 percent success rate on field goals was the sixth-best in franchise history.
- In 2014, he played in all 16 games for the third consecutive year and tied for third on the team with a career-high 10 special teams tackles. He helped Brett Kern set a new team record for single-season net punting average.
- In 2012, his consistency helped Brett Kern set then-franchise records for both gross and net punting average.
- The Kearney, Mo., native spent four seasons as Missouri's long snapper after joining the team as a preferred walk-on. Appeared in 50 career games during his time at Missouri.

TITANS TIDBITS

LB DAREN BATES

- For the My Cause, My Cleats campaign in 2016, Bates wore specially designed cleats featuring the words "American Heart Association." Bates was raising awareness for the organization's life-saving mission. His mother, Weslyn Bates, was a heart transplant recipient and lived some wonderful years following her surgery. She sadly passed away in 2015 at the age of 56.

LS BEAU BRINKLEY

- Brinkley's father, Mike, was an All-American defensive end and long snapper at Missouri Valley College. Beau learned to long snap when he was just seven years old.
- Brinkley raced four-wheelers in the Extreme Dirt Track Racing Series while growing up in Missouri. He traveled the country competing in both motor cross and flat track competitions and won a flat track regional title in 2005.
- In June 2015, Brinkley participated in the Nashville Sports Council Golf Tournament at Gaylord Springs Golf Course. On the par-3 eighth hole, he sunk a hole-in-one to win a barrel of Jack Daniel's whiskey.

LB JAYON BROWN

- He went to the same California high school, Long Beach Poly, as new Titans teammate Jurrell Casey. Brown's older brother, Juwan, was Jurrell's teammate there.
- Former Long Beach Poly and New England Patriots star Willie McGinest is a close friend of the Brown family.
- He has two older brothers who played college football. Jason played

linebacker at Idaho, while Juwan was a defensive lineman at Southern Oregon.

S KEVIN BYARD

- Byard credits his mother, Artina Stanley, for much of his success. Following a divorce when Byard was in ninth grade, his mother moved with the children from Philadelphia to Atlanta. Although it was a financial struggle, Stanley worked long hours to make sure her children received what they needed. Byard claims he and his older brother "had to grow up really fast" as they helped their mother with taking care of the younger kids in the family.
- The Titans had an inside track in their scouting of Byard. Titans general manager Jon Robinson received glowing reports on Byard from his friend and MTSU defensive coordinator Steve Ellis. When Robinson was a linebackers coach at Nicholls State, Ellis was one of his pupils, and the two remained close through the years. Additionally, Patrick Callaway, a newly-hired scouting assistant for the Titans, was Byard's high school teammate.
- Byard says his football role models are Ed Reed, Brian Dawkins and Troy Polamalu.
- Byard has three brothers and three sisters and is the second oldest of the group.

OLB JOSH CARRAWAY

- Carraway is interested in raising more awareness for heart disease. His mother, Valerie Taylor, passed away from the disease when Josh was just seven years old.
- Carraway's father, Glenn, was on the first basketball team at UT San Antonio and he played pro ball briefly in Mexico. Josh grew up playing basketball and is a huge fan of Dallas Mavericks legend Dirk Nowitzki.

DT JURRELL CASEY

- Casey was voted the 2016 Tennessee Titans Walter Payton Man of the Year, which recognizes players for excellence on and off the field. Casey is a fixture at Tennessee Titans community events and also serves as the spokesperson for United Way of Metropolitan Nashville. In 2016, Casey and his wife, Ryann, established The Casey Fund, a non-profit dedicated to raising money for established re-entry programs, inner-city youth programs, mentoring and halfway houses. Then, prior to Thanksgiving, the Caseys hosted a food giveaway for 200 underprivileged families in the Nashville area. Casey also hosts a free youth football skills camp for linemen in his hometown of Long Beach, Calif.
- More information about The Casey Fund is available online at thejurrellcasey.com/the-casey-fund.
- Casey has a strong partnership with Project Return Tennessee.
- Family members and friends call him "Tut-Tut," a nickname he earned from his aunt as a small child because she said he walked like a turtle.
- Casey has nine brothers and sisters.
- When he was in high school, his older brother, Jurray, was convicted of first-degree murder. Despite the turmoil it caused, Jurrell credits his brother for helping him re-focus on becoming a better football player and student.
- Casey calls his mother, Collette Burns, a cafeteria worker in the Long Beach Unified School District, "the inspiration in my life" for how hard she worked to provide for Jurrell and his siblings.

QB MATT CASSEL

- Cassel's mother, Barbara, is an Emmy-winning set decorator in Hollywood. His late father, Greg, was a script writer.
- His wife, Lauren, was a captain of the Southern Cal volleyball team that won the 2002 national title.
- He played in the 1994 Little League World Series on the Northridge, Calif., team. He went on to play a season of baseball at Southern Cal and was selected in the 36th round of the 2004 Major League Baseball Draft by the Oakland Athletics.
- Cassel's older brother, Jack, pitched for the Houston Astros, Cleveland Indians and San Diego Padres. His younger brother, Justin, was a pitcher in the Chicago White Sox organization.

T JACK CONKLIN

- After not receiving a single Division I scholarship offer, Conklin began his time at Michigan State as a preferred walk-on in 2012. He impressed enough in his redshirt season to earn a scholarship in the spring of 2013.
- At Plainwell (Mich.) High School, Conklin's head coach was his father, Darren Conklin, who once was a walk-on at Michigan under Wolverines head coach Bo Schembechler.

TITANS TIDBITS: THE BEST OF TITANS OFF-THE-FIELD HIGHLIGHTS

- His mother, Jennifer Jackson, was an All-American swimmer at the University of Michigan.
- Conklin's grandfather, Ron Jackson, was a professional baseball player. He played first base for the Chicago White Sox and Boston Red Sox.
- He hopes to one day own his own farm.

S JOHNATHAN CYPRIEN

- In 2015, Cyprien started the CypSquad ARY Foundation which benefits different programs for at-risk youth in the South Florida area.

WR COREY DAVIS

- Davis and his six siblings survived a tough economic upbringing in Wheaton, Ill. While he has always maintained a loving relationship with his parents, Olasheni Timson and Michelle Davis, he made the decision as a high school junior to move into the home of Robin and Dan Graham, who became his legal guardians. Dan, Corey Davis' youth football coach, was an offensive lineman for the Tampa Bay Buccaneers. His son, Ryan Graham, played youth and high school football with Davis and currently plays quarterback at Northern Illinois.
- His brother, Titus, played football at Central Michigan and was signed by the Chargers as a rookie free agent in 2015. Titus also spent time with the Jets and Bills before signing with the Bears during the 2017 offseason.
- One of Davis' favorite quotes is "Never die easy" by Walter Payton, who used the saying as the title to his autobiography.

WR ERIC DECKER

- Decker and his wife, Jessie, are co-founders of the Decker's Dogs Foundation. Decker's Dogs aims to rescue, care for and train service dogs for military veterans returning home with disabilities. For more information on the foundation, please visit ejdeckerfoundation.com.
- Eric and Jessie have teamed up with STOMP Out Bullying to educate students, teachers and parents about the dangers of bullying.
- Decker played outfield for the Minnesota Golden Gophers' baseball team and was drafted twice in the Major League Baseball Draft—by the Milwaukee Brewers in 2008 (38th round) and the Minnesota Twins in 2009 (27th round).

OLB KEVIN DODD

- Dodd says that his grandmother Mamae Charles served as an inspiration in his life and her guidance in the early years helped him reach his football dreams. She passed away when he was in sixth grade and to this day he plays to honor her life.

WR HARRY DOUGLAS

- Douglas' brother, Toney, is an eight-year NBA veteran. Toney was originally drafted by the L.A. Lakers as the 29th overall pick in the 2009 NBA Draft and has played for New York, Houston, Miami, Golden State, Sacramento, New Orleans and Memphis. Harry tries to attend as many of Toney's games as possible.
- In his spare time, he enjoys date nights with his wife, Kierra; bowling; traveling; discovering new restaurants; watching movies; playing cards; and keeping his niece, nephew and godchildren.

RB DAVID FLUELLEN

- Fluellen's favorite personal moment in sports growing up was his first touchdown when he was eight years old. He strip-sacked the quarterback, picked up the fumble and ran it in.

RB DERRICK HENRY

- In high school, Henry broke the 51-year-old national high school rushing record with 12,124 yards after compiling 4,261 rushing yards as a senior.
- Henry says his grandmother Gladys Henry has served as a key inspirational piece during his career. He has a portrait tattoo of her on his chest.
- Henry has been growing out his hair since he was in elementary school.

CB ADOREE' JACKSON

- Jackson was a long jumper and sprinter on USC's track team in the springs of 2015 and 2016, winning the Pac-12 outdoor long jump title both years (and placing second in the Pac-12 100 meters in 2016) and earning All-American status both years after twice placing fifth in the NCAA long

jump. He also placed 10th in the long jump in the U.S. Olympic Trials.

- Jackson lists his parents as the people that inspire him the most. "They've always steered me in the right direction. All of their experiences and guidance helped get me where I'm at." Adoree's mother, Vianca, is an amazing inspiration having survived breast cancer.
- Jackson is a Reese's Peanut Butter Cups enthusiast. He names creator Harry Burnett Reese as a historical person he would have loved to meet. "He's a genius. That's by far and away my favorite candy. I eat that like it ain't nothing."

DL AUSTIN JOHNSON

- When Johnson was drafted by the Titans, he became a teammate once again of DaQuan Jones, a former Penn State defensive lineman who was drafted by the Titans in 2014. The two remained close, and Jones was among Johnson's family and friends surrounding him on draft night.
- Johnson was a broadcast journalism major at Penn State.
- The son of Austin and Tammy Johnson, he has two older sisters, Brandi and Erika, and one younger sister, Kennedy. Kennedy is a forward on the Michigan State women's basketball team.

C BEN JONES

- Jones switched from jersey #61 to #60 prior to his senior season at Georgia, to honor his father, Steve, a former collegiate star, who was killed in a helicopter crash when he was 10 years old.
- Jones' pregame ritual consists of walking barefoot on the field "to get a feel for the turf." The routine began before one game with his brother in high school and after enjoying success that night, it has continued ever since.
- When he was 10 years old, Jones suffered a blow to the head with a baseball bat. The impact caused a blood clot to develop on his brain and fractured his skull. The injury kept him out of all athletic activity for a year, proving to be a challenging time for an active and athletic boy. Although it was a tough period in his life, Ben says this time turned him into the man he is today. As soon as he was cleared for activities, Jones threw himself into being the best athlete he could be.
- During the 2017 offseason, Jones and his wife, Alex, hosted the Ben Jones Celebrity Clay Shoot to benefit The Ronald McDonald House in Nashville. The event raised \$85,000. Ben and Alex have a passion for helping children and have seen first-hand the blessings provided by the Ronald McDonald House to friends and family with sick children.
- Jones' brother, Clay, played baseball for the University of Alabama and then was drafted by the Detroit Tigers.

DL DaQUAN JONES

- Jones majored in Criminology at Penn State and spent a portion of his 2013 summer as an intern observing the Spring Township Police Department near State College.
- Jones entered the Penn State program after being rated the second-best offensive lineman in the nation.
- He lists his father, Steve, as the most inspirational person in his life. Steve raised DaQuan as a single father and one of his father's greatest traits is that he works extremely hard in everything he does. Steve works as an executive chef at Cornell University.
- Jones is in the process of launching his own non-profit organization called "Create Your Legacy."

G/T DENNIS KELLY

- Kelly's brother, Tim, played football at Eastern Illinois and is currently an offensive quality control coach for the Houston Texans.
- Kelly's favorite football player growing up was former Titans great Jevon Kearse.
- Kelly claims that the biggest influence on his life and career has been his entire family. "We're a Southside [Chicago] Irish family, so we share a really tight bond and they've inspired me to get to where I am today."
- Kelly went back to school during the 2014 offseason to earn his degree in organizational leadership from Purdue.
- He is an avid professional wrestling fan that does not let the opportunity pass him by whenever a live WWE show is in town. He lists the Undertaker as the one person in the world he would like to have dinner with.

TITANS TIDBITS: THE BEST OF TITANS OFF-THE-FIELD HIGHLIGHTS

P BRETT KERN

- Kern's father, Cal, is a former professional soccer goalie.
- Kern is an avid golfer that sports a +1 handicap. He picked the game up late in his high school years and caddied for three summers at Inverness Golf Club while in college. The course is located in Toledo, Ohio, and has hosted PGA and NCAA Championships. In 2011, Kern competed in The Vinny, a local golf fundraising tournament hosted by singers Vince Gill and Amy Grant, and finished fourth in the event.

G JOSH KLINE

- Kline was a standout wrestler in high school, winning the state title as a senior and finishing with a 45-1 record that year.

DL KARL KLUG

- Klug has an identical twin brother, Kevin, who played linebacker at Minnesota State University, Mankato. As high school teammates, Kevin played fullback, opening holes for Karl, the team's running back. Kevin now owns and operates Klug Fitness, a mobile fitness business in Nashville. He also has toured with Lady Antebellum and Sam Hunt as a personal trainer. Karl and Kevin have an older sister, Kelsey.
- Klug's small hometown of Caledonia calls itself the "Wild Turkey Capital of Minnesota" and "The Heart of Quilt Country."
- Klug arrived on Iowa's campus as an undersized defender who weighed only 207 pounds at the time.

G/C COREY LEVIN

- Levin is the first member of his immediate family to graduate from college.
- A multi-sport athlete in high school, Levin also competed in baseball as a pitcher and third baseman.

T TAYLOR LEWAN

- Lewan chose to wear jersey number 77 at Michigan and then at the pro level because of the legacy of Wolverine tackles who have donned the number, including Jake Long and Jon Jansen.
- His father, Dave, was a defensive lineman at the University of Minnesota.
- Lewan has a mustache tattooed on his right index finger and a stick figure tattooed on the outside edge of his right hand that he calls his "right-hand man."
- One of Lewan's close friends is Carolina Panthers defensive end Craig Roh. The two played together as high school seniors and then went to Michigan at the same time.
- At the 2014 NFL Scouting Combine, Lewan ran the 40-yard dash in 4.87 seconds, beating all other offensive linemen in his class and clocking the fourth-fastest time among offensive linemen from 2010-14. He also ranked among the top offensive linemen at the 2014 combine in the broad jump (first at nine feet, nine inches), vertical jump (tied for third at 30.5 inches) and three-cone drill (fourth at 7.39 seconds).

QB MARCUS MARIOTA

- In 2016, Mariota launched his Motiv8 Foundation, which serves the communities of Middle Tennessee, Eugene and Honolulu. The Foundation was a major sponsor in the inaugural Polynesian Bowl. The game featured the top players in the nation including 15 of the top 16 Polynesian players in the ESPN 300. The non-profit also participated with First Hawaii Bank's bobble head charity fundraiser that netted the Motiv8 Foundation \$115,000 for local programs in Hawaii. The Foundation held its inaugural golf tournament at Oahu Country Club raising money for local programs and sold out in just four days. The Foundation also held its inaugural golf tournament in Oregon at the Springfield Golf Club with all monies raised going to programs in Oregon.
- He is the oldest son of Toa and Alana Mariota. His younger brother, Matthew, is a tight end at Oregon.
- Mariota credits much of his athletic success to playing soccer in his youth. By the time he was eight years old, he was wearing a soccer jersey with the number 8, and he has kept the jersey number ever since then.
- During his time in Eugene, Ore., Mariota became a fixture at the Boys and Girls Club of Emerald Valley, spending time on a weekly basis with kids at the center. For his efforts in the community, he was awarded with the inaugural Play It Forward Award at the 63rd Annual Oregon Sports Awards

in June 2015.

WR RISHARD MATTHEWS

- Matthews' father, Andre, is a retired U.S. Marine Corps master sergeant.
- In October 2015, Matthews' half-brother Christopher Ruiz was killed while serving as a retired Marine working as a private defense contractor in Afghanistan. Ruiz served in the Marines for 10 years, and served overseas in Operation Iraqi Freedom. He was in Afghanistan training locals to fight for their country, when he was killed. Ruiz was one of six U.S. Airmen and five other civilian contractors killed in the crash of an Air Force C-130 as it tried to put down at the Jalalabad Airfield on Oct. 2.
- Matthews wears a bracelet with the words "Forever by my side." It has his fallen brother's name on it, along with the Marines logo. He wears the bracelet every day.

CB BRICE MCCAIN

- In 2014, McCain played with the Pittsburgh Steelers and worked with current Titans defensive coordinator Dick LeBeau. McCain kept his notes from playing in LeBeau's defense and referenced them when making the transition to Tennessee.

OLB DERRICK MORGAN

- Morgan is a 2016 graduate of the University of Miami's Executive MBA for Artists and Athletes program.
- Morgan helped deliver his daughter at home in April 2015.
- Morgan credits his mother, Pamela Sweigart, as his primary role model in life. He also says that she should be credited with his football success, since, even as a single parent, she managed to take him to every practice and every game during his youth.

RB KHALFANI MUHAMMAD

- Muhammad was a member of the California track & field team during his freshman, sophomore and junior seasons. The following are his career best collegiate times in the 100 meters (10.35), 200 meters (personal-best 20.80), indoor 60 meters (6.78), indoor 200 meters (21.44) and with the 4x100 meter relay team (40.40) and 4x400 meter indoor relay team (3:18.59).
- Muhammad's father, Malik (who went by Luis Morales at the time), was an Olympic sprinter for Puerto Rico (100 and 200 meters) who participated in the 1984 Olympics in Los Angeles. He was .02 seconds from qualifying for the 100m final.

RB DeMARCO MURRAY

- Murray led his high school basketball team to a 2005 state title. He was considered a top-30 basketball recruit in the state as well.
- He started the DeMarco Murray Foundation with the mission to provide families with seriously and chronically ill children with daily encouragement and life changing experiences. More information is available at DeMarcoMurray.com.
- Murray hosted his first youth football camp in Middle Tennessee in June 2016, welcoming 150 players to the two-day event at D1 Sports Training in Franklin.

OLB BRIAN ORAKPO

- Orakpo annually hosts The Brian Orakpo Leukemia Golf Classic to raise money for the National Capital Area Chapter of the Leukemia and Lymphoma Society.
- Orakpo is a good friend with former Titans safety Michael Griffin. The two played together for three seasons at the University of Texas and Griffin was an integral part in helping recruit Orakpo to Nashville.

LB NATE PALMER

- Palmer was the high school basketball teammate of current N.Y. Knicks point guard Derrick Rose for two seasons.
- Palmer names his father, Nathan Sr., as the biggest influence on him as he never made excuses and successfully started his own trucking business in Chicago.
- During college, Palmer held summer jobs at the Boys and Girls Club in Champaign and later as a busboy and food expeditor at the Bloomington (Ill.) Country Club.

TITANS TIDBITS: THE BEST OF TITANS OFF-THE-FIELD HIGHLIGHTS

CB KALAN REED

- The Titans selected Reed with the 253rd pick in the draft making him "Mr. Irrelevant," an unofficial title bestowed upon the last person selected in the NFL Draft.
- Reed lived in Nashville from the time he was two-years old until he was six. He started playing football in Antioch, Tenn., with the Flatrock Vols pee-wee team and played during halftime of a Titans game when he was five-years old.
- Reed's cousin, Maurice Kelly, played safety with the Seattle Seahawks and is currently the VP of Player Development for the organization. Reed's mother, Keyaschei, once worked in the Memphis Grizzlies ticket office.

DB CURTIS RILEY

- While out of college in 2011, Riley worked at Family Dollar in Orlando to help his mother pay the bills.

CB LOGAN RYAN

- While taking wedding photos in the St. Lucian town of Soufriere, Logan and his wife, Ashley, came across a bunch of stray dogs. One dog in particular followed them through the streets and impacted the couple. When the newlyweds flew back home, they were determined to help in any way possible. The couple donated money to @helpaws, a St. Lucian-based dog rescue, and encouraged all friends and family that instead giving wedding gifts to make donations. The company later reached out and based on a picture the couple posted on social media, they found the particular dog, named her Logan, and part of the donation paid for her spay.
- During the 2017 offseason, Ryan and N.Y. Giants cornerback Eli Apple hosted their first #ThursdayNightLights Football Camp on June 29. The free event for ages 8-18 was funded by the two Eastern High School grads. The night was filled with football, celebrity guests, music, and took place on the high school field where both players put in countless hours to get to where they are today.
- In June 2017, Ryan surprised his big brother, Jordan, by paying off his student loans for his 29th birthday. Logan cut a check for \$82,000 to the American Education Services to cover Jordan's loans from earning his engineering degree from Drexel University. "My man got accepted to college, graduated with honors, and now works as an engineer. He did everything the right way and still lived with a ridiculous amount of student loan debt. The system is broke and makes no sense. I'm fortunate and blessed to be able to take care of that for him."
- When Ryan decided to leave Rutgers and enter the NFL Draft after his redshirt junior season in 2012, he made a promise to his parents that after his rookie year, he would return to school and earn his degree. Ryan kept his promise and graduated in the spring of 2014 with a degree in labor relations and a minor in psychology. "I committed to Rutgers, not only as a football player, but as a student, so I was going to make sure I finished that end too. It's a big accomplishment in my life. I held my word to my parents and stuck with it and I'm fortunate. It took a lot of work, but I was able to go back and finish and walk in graduation."

C BRIAN SCHWENKE

- Schwenke was an avid surfer during the time he spent living in Hawaii as a result of his father's job in the Navy.
- His father, Brian Sr., was a SERE (Survival, Evasion, Resistance and Escape) trainer in the Navy from 1990-2002.
- Schwenke enjoyed swimming with whale sharks on his honeymoon in Cabo in 2014. He also has enjoyed traveling to Europe, including visits to Ireland, Amsterdam, Brussels, Prague, Vienna and Budapest.
- He owns three dogs: an English bulldog named Vinny, a Dogo Argentino named Nala, and a golden doodle named Calli.

S DA'NORRIS SEARCY

- Searcy wore No. 21 at North Carolina because his grandmother was born in 1921.
- Searcy has tattoos of a cross and angel wings to represent his grandmother and great grandmother.
- He spent time last year learning how to disc jockey and is interested in pursuing being a DJ.

WR TAJAÉ SHARPE

- Sharpe's grandmother, Cozy Little, is a breast cancer survivor having beat the disease in 2013.
- Sharpe was so excited to get into football mode that he brought his own football to the first day of the Titans rookie minicamp. He says he usually goes to sleep with it and carries one around as much as he can, just because.
- Sharpe's family members nicknamed him "Show," which is short for "Showtime."

CB LeSHAUN SIMS

- He was commonly referred to as "Swis" in college because for his first college game the name on the back of his jersey was upside down. The nickname stuck.
- Prior to Sims, no prior student-athlete from Andre Agassi Prep in Las Vegas, Nev., had ever earned an athletic scholarship. When he was a high school freshman, the Stars played eight-man football in the public charter school's first year with a football team. They moved to 11-man football during his sophomore year, and by his senior season, the team won a league title.
- Sims is a movie buff who lists "Training Day" among his all-time favorites.

TE JONNU SMITH

- Smith credits his mother, Karen, for his successes. Jonnu's father passed away as a result of a tow truck accident when he was four years old and his mother raised all six children by herself. "My mother is my rock. It was tough, but we always got what we needed—not necessarily what we wanted all the time—but what we needed. She was so strong all the time."
- Smith endured a lot of challenges as a youngster in Philadelphia and after his brother was arrested and one of his friends was killed on the streets, a decision needed to be made. His family didn't have the financial means to just uproot, so for his own safety Jonnu moved in with his mother's sister and brother-in-law, Darla and Mike Kirkland, in Ocala, Fla. He started playing high school football and even though he was far from a touted recruit, he earned a scholarship to Florida International where his play took off.
- Smith's best friend Willie "Quasim" Jefferson tragically died from a gun shot in October 2016. Jonnu gave his son the middle name Quasim in honor of him.

G/T QUINTON SPAIN

- Spain has hosted a Football Skills Camp the last two years in his hometown of Petersburg, Va. During his camp on July 1, 2017, Petersburg Mayor Sam Parham gave Spain a proclamation and officially declared it Quinton Spain Day.

K RYAN SUCCOP

- Succop was given the title "Mr. Irrelevant" after being selected with the final pick (256th overall) of the 2009 NFL Draft.
- Succop caddied for his friend, Wesley Bryan, at the 2016 Nashville Golf Open, a Web.com event at Nashville Golf & Athletic Club. Succop and Bryan went to school together at the University of South Carolina.
- Succop registered 104 career goals and was a four-time all-conference and two-time all-state soccer selection at Hickory (N.C.) High School.
- Succop handled both the kicking and punting duties during his sophomore and junior seasons at South Carolina.

TE PHILLIP SUPERNOW

- Supernaw was actually born in Nashville, but moved to the Houston area at an early age and attended high school in Katy, Texas.
- A member at Vanderbilt Legends Club in Franklin, Tenn., the golf enthusiast plays whenever he can during the offseason and is a 2.0 handicap.

QB ALEX TANNEY

- Tanney started at shooting guard as a freshman and sophomore at Monmouth (Ill.). He stopped playing the sport collegiately to concentrate more on his football career.
- Tanney was a long distance runner at high school and ran a 4:20 mile.
- Tanney posted a Trick Shot Quarterback video on YouTube that went viral in 2011 when he was at Monmouth. The video has been viewed more than four million times and features Tanney making incredible throws in a

TITANS TIDBITS: THE BEST OF TITANS OFF-THE-FIELD HIGHLIGHTS

variety of off-the-field situations.

➤ Tanney's two older brothers are in the sports industry. Matt is the Athletics Director at Western Illinois University and Mitch is the Director of Analytics for the Denver Broncos.

WR TAYWAN TAYLOR

➤ Taylor's football life has taken him south on Interstate 65. A native of Louisville, which is approximately a three-hour drive from Nashville, he attended Western Kentucky University in Bowling Green, Ky., a one-hour commute from Nashville on the same highway.

➤ He played the role of Daddy Warbucks in an elementary school production of "Annie."

➤ Taylor lists his football role model as Randy Moss.

S BRYNDEN TRAWICK

➤ Trawick's father, George, was the head basketball coach at DeVry University in the early 1990s. He coached in the highest-scoring men's basketball game in NCAA history, regardless of division classification. On Jan. 12, 1992, Troy State University defeated DeVry 258-141 in a game that is considered to have established several unbreakable records.

TE DELANIE WALKER

➤ Walker was named the Tennessee Titans Community Man of the Year in 2013 and 2015, due in large part to his tireless work with Mothers Against Drunk Driving. He teamed with MADD to help raise awareness of the dangers of drinking and driving after losing his aunt and uncle in a horrific accident near New Orleans after Super Bowl XLVII. The morning after San Francisco's loss to Baltimore at the Superdome, an alleged drunk driver killed Alice and Bryan Young only hours after Walker hugged Alice and Bryan at the team's postgame party. In addition to his work with MADD, Walker is an ambassador with the Tennessee Governor's Highway Safety Office's "Booze It and Lose It" campaign.

➤ In April 2017, Walker took part in an eight-day overseas trip to the Middle East to visit U.S. servicemen and women as part of a United Service Organization tour. The group was on their USO tour, and visiting an Army base in Kuwait, when Syrian president Bashar al-Assad launched a chemical attack against civilians in his country on April 4. The NFL players traveled to another region in the Middle East the following day, unsure if their scheduled visit with Marines and Air Force airmen would be allowed to proceed. The group was eventually cleared for the visit, but before they could leave one base, military police boarded their bus and forced the players to delete any pictures and videos taken at the base from their cameras and cell phones.

➤ During the 2016 offseason, Walker spearheaded a benefit dinner and auction for his foundation called "Carving It Up with Delanie Walker." He also launched "Delanie Walker's Imagination Station" at Fall-Hamilton Elementary School in collaboration with Scholastic Book Fairs to provide a new fully-furnished reading room for students.

➤ Over the years, Walker has owned quite a selection of cars, ranging from classics to newer models. After his playing days are over, he envisions owning a car restoration shop.

➤ Having grown up in a tough neighborhood, Walker knows first-hand how difficult it is to overcome obstacles in order to achieve one's goals. During his time in San Francisco, he visited delinquent youths across the Bay Area, making it a point to share his story and give positive reinforcement to those who can relate to him. "It's very important that people know about what I've been through. You can grow up in the worst neighborhood and still make it to the NFL. That's why I want kids, especially in the Bay Area, to understand that you can overcome those situations, because I did."

➤ On Feb. 14, 2015, Walker was inducted into the Central Missouri Athletic Hall of Fame.

OLB AARON WALLACE

➤ Wallace is one-quarter Chinese on his mother's side of the family. One of his "bucket list" items is to walk on the Great Wall of China.

➤ His father, Aaron Wallace Sr., was a three-time All-Southwest Conference selection at linebacker for Texas A&M (1986-89) and was selected in the second round of the 1990 NFL Draft by the Oakland Raiders. Aaron Sr. went on to play eight seasons in the NFL, collecting 21 sacks in 102 career games.

➤ His mother, Sandra Broussard, is on the board of a foundation in San Diego called the Berry Good Food Foundation, which promotes nutritional education and organic food.

➤ He aspires to be a strength and conditioning coach following his playing career.

QB BRANDON WEEDEN

➤ Weeden was a star pitcher in high school and was the first player chosen by the New York Yankees (second round, 71st overall) in the 2002 MLB Draft. He was traded to the Los Angeles Dodgers after the 2003 season and then selected in the Rule 5 Draft by the Kansas City Royals. He played his last season of professional baseball in 2006 with the Class-A High Desert Mavericks of the California League.

WR ERIC WEEMS

➤ After competing in Super Bowl LI as a member of the Atlanta Falcons, Weems presented his alma mater, Seabreeze (Fla.) High School, with a golden football to commemorate his participation.

NT SYLVESTER WILLIAMS

➤ After high school, Williams, who only played one season of football in high school, worked the night shift at Modine Manufacturing Company in Jefferson City, Mo., making radiator parts for large trucks before enrolling in college.

LB AVERY WILLIAMSON

➤ Williamson grew up in the West Tennessee town of Milan, which is approximately a two-hour drive from Nashville. He lists Eddie George, Steve McNair and Jevon Kearse as his favorite Titans as a child.

➤ One of Williamson's "bucket list" items is to see the pyramids in Egypt.

➤ In 2013, he was chosen to represent the Kentucky football program on a one-week educational/service trip in Ethiopia.

LB WESLEY WOODYARD

➤ Woodyard has been a captain in his first three seasons with the Titans. He joined Hall of Fame running back Floyd Little as the only players in Broncos franchise history to serve as a captain in each of their first five years with the club. In 2004, Woodyard also became the first-ever Kentucky freshman to serve as a team captain.

➤ Woodyard is the co-founder of The 16Ways Foundation which recognizes an emotional need for at-risk youth. The Foundation works on a national level to develop and implement workshops, seminars, camps, and other activities. These events are designed to build self-esteem, promote responsibility for one's own actions and overcoming obstacles, and demonstrate the importance of academics, knowledge of career options, professional development, community involvement, and mental and physical fitness among youth of all socio-economic backgrounds. The Foundation's primary focus is to work with at-risk youth between the ages of 8 and 18 and a secondary focus on adults in employment transition.

➤ During the 2016 and 2017 offseasons, Woodyard's 16Ways Foundation hosted a youth football and cheer camp, as well as a charity golf outing in Lexington, Ky.

➤ Woodyard was a three-time nominee for the Walter Payton NFL Man of the Year while with the Broncos in 2010-11 and 2013.

TITANS TV RATINGS

2017 regular season Titans television ratings in the Nashville market:

| Date/Opponent | Day/Time | Network | Rating/Share | Rank |
|---------------|-----------------|-----------|--------------|------|
| 9/10 vs Oak | Sun. noon | CBS | 21.9/41 | 1 |
| 9/17 at Jax | Sun. noon | CBS | 18.1/36 | 2 |
| 9/24 vs Sea | Sun. 3:05 p.m. | FOX | 22.6/38 | 1 |
| 10/1 at Hou | Sun. noon | CBS | 18.2/34 | 1 |
| 10/8 at Mia | Sun. noon | CBS | 16.5/28 | 1 |
| 10/16 vs Ind | Mon. 7:30 p.m. | ESPN/WKRN | 22.2/35* | 1* |
| 10/22 at Cle | Sun. noon | CBS | 18.9/35 | 1 |
| 11/5 vs Bal | Sun. noon | CBS | 18.6/34 | 1 |
| 11/12 vs Cin | Sun. noon | FOX | 17.1/31 | 2 |
| 11/16 at Pit | Thur. 7:25 p.m. | NBC/NFLN | 21.9/35# | 1 |
| 11/26 at Ind | Sun. noon | CBS | 16.3/30 | 1 |
| 12/3 vs Hou | Sun. noon | CBS | 18.1/35 | 1 |
| 12/10 at Ari | Sun. 3:05 p.m. | CBS | 18.9/30 | 1 |
| 12/17 at SF | Sun. 3:25 p.m. | CBS | 21.7/34 | 1 |
| 12/24 vs LAR | Sun. noon | FOX | 20.0/37 | 1 |
| 12/31 vs Jax | Sun. noon | CBS | 27.4/42 | 1 |

2017 Regular Season Average **19.9/35**

2017 postseason Titans television ratings in the Nashville market:

| Date/Opponent | Day/Time | Network | Rating/Share | Rank |
|---------------|----------------|----------|--------------|------|
| 1/6 at KC | Sat. 3:35 p.m. | ESPN/ABC | 31.8/48^ | 1 |
| 1/13 at NE | Sat. 7:15 p.m. | CBS | 39.9/53 | 1 |

* Oct. 16 Rating is combined ESPN and WKRN; rank measured vs. previous week's (Mon-Sun) programming.

Nov. 16 rating is combined NFL Network and WSMV.

^ Jan. 6 rating is combined ESPN and ABC.

Previous yearly Titans television ratings in the Nashville market:

| Previous Seasons | Average Rating/Share |
|-----------------------------|----------------------|
| 2016 Regular Season Average | 22.0/38 |
| 2015 Regular Season Average | 21.3/37 |
| 2014 Regular Season Average | 20.7/36 |
| 2013 Regular Season Average | 25.0/41 |
| 2012 Regular Season Average | 23.5/39 |
| 2011 Regular Season Average | 27.7/46 |
| 2010 Regular Season Average | 30.2/50 |
| 2009 Regular Season Average | 30.9/50 |
| 2008 Regular Season Average | 32.4/55 |
| 2007 Regular Season Average | 28.6/49 |
| 2006 Regular Season Average | 23.0/42 |
| 2005 Regular Season Average | 21.8/42 |
| 2004 Regular Season Average | 26.5/48 |
| 2003 Regular Season Average | 33.4/57 |
| 2002 Regular Season Average | 26.8/49 |
| 2001 Regular Season Average | 24.5/42 |
| 2000 Regular Season Average | 29.1/50 |
| 1999 Regular Season Average | 19.8/35 |

MEDIA CONTACT INFORMATION

Titans Practice Facility/Training Camp Site:

Saint Thomas Sports Park
460 Great Circle Road
Nashville, TN 37228

Nissan Stadium:

One Titans Way
Nashville, TN 37213

Media-Only Website/Credential Application:

<http://media.titansonline.com> (username and password available through Titans media relations)

Phone:

(615) 565-4000 (main)
(615) 565-4100 (media relations)
(615) 565-4450 (Nissan Stadium press box - home PR)
(615) 565-4190 (fan training camp hotline)
(615) 565-4140 (community relations hotline)
(615) 565-4105 (media relations fax)
(615) 565-4200 (ticket office)

Titans Communications:

Senior Director of Communications -
Robbie Bohren, (615) 565-4101
rbohren@titans.nfl.com
Senior Director of Digital Media -
Gary Glenn, (615) 565-4058
gglenn@titans.nfl.com
Senior Writer/Editor -
Jim Wyatt, (615) 565-4183
jwyatt@titans.nfl.com
Assistant Director of Media Relations -
Dwight Spradlin, (615) 565-4102
dspradlin@titans.nfl.com
Media Relations Manager -
Jared Puffer, (615) 565-4107
jpuffer@titans.nfl.com
Social Media Manager -
Nate Bain, (615) 565-4106
nbain@titans.nfl.com
Media Relations Assistant -
Kim Smith, (615) 565-4103
ksmith@titans.nfl.com
Media Relations Seasonal Assistant -
Lindsey Brown, (615) 565-4123
lbrown@titans.nfl.com



TITANS RADIO AFFILIATES

Titans Radio brings football to fans across the Mid-South in one of the NFL's largest radio networks, including Nashville flagship 104.5 The Zone.

Play-by-play announcer **Mike Keith** connection with pro football across the Mid-South dates back to 1996, a year before the Oilers arrived in Tennessee, and he became the "Voice of the Titans" in 1999. Former Titans assistant coach and NFL head coach **Dave McGinnis** begins his first season as the Titans Radio's color analyst, while Titans Radio gameday host **Rhett Bryan's** involvement with the broadcast dates back to 1997. **Jonathan Hutton** has served as Titans Radio sideline reporter since 2014.

TITANS RADIO AFFILIATES:

Flagship

Nashville WGFX FM 104.5

Tennessee

| | | | |
|--------------|------|----|-------|
| Camden | WRJB | FM | 95.9 |
| | WFWL | AM | 1220 |
| Centerville | WNKX | FM | 96.7 |
| Chattanooga | WGOW | FM | 102.3 |
| | | AM | 1150 |
| Clarksville | WKFN | AM | 540 |
| | | FM | 104.1 |
| Cleveland | WCLE | FM | 104.1 |
| Columbia | WMCP | AM | 1280 |
| Cookeville | WKXD | FM | 106.9 |
| Dickson | WDKN | AM | 1260 |
| Fayetteville | WYTM | FM | 105.5 |
| Franklin | WAKM | AM | 950 |
| Jackson | WZDQ | FM | 102.3 |
| Knoxville | WOKI | FM | 98.7 |
| Lawrenceburg | WTNX | FM | 106.7 |
| Lebanon | WANT | FM | 98.9 |

| | | | |
|-------------|------|----|-------|
| Lebanon | WCOR | AM | 1490 |
| Lewisburg | WJMM | FM | 94.3 |
| Manchester | WMSR | FM | 107.9 |
| | | AM | 1230 |
| McMinnville | WAKI | AM | 1230 |
| Memphis | WMFS | FM | 92.9 |
| | | AM | 680 |
| Memphis | WMC | AM | 790 |
| Morristown | WCRK | FM | 105.7 |
| Nashville | WGFX | FM | 104.5 |
| Tri-Cities | WXSM | AM | 640 |
| Union City | WQAK | FM | 105.7 |
| Waverly | WQMV | FM | 93.5 |
| | | AM | 1060 |
| Winchester | WCDT | AM | 1340 |

Alabama

| | | | |
|------------|------|----|-------|
| Birmingham | WJQX | FM | 100.5 |
| Florence | WQLT | FM | 107.3 |
| Huntsville | WUMP | AM | 730 |
| | | FM | 103.9 |
| Huntsville | WVNN | AM | 770 |
| | | FM | 92.5 |

Scottsboro WWIC AM 1050

Kentucky

| | | | |
|---------------|------|----|-------|
| Benton | WCBL | AM | 1290 |
| Bowling Green | WPTQ | FM | 105.3 |
| Cadiz | WKDZ | FM | 106.5 |
| Elizabethtown | WIEL | FM | 106.1 |
| | | AM | 1400 |
| Henderson | WSON | AM | 860 |
| | | FM | 96.5 |
| Madisonville | WWKY | FM | 97.7 |
| Owensboro | WVJS | FM | 92.9 |
| | | AM | 1420 |
| Paducah | WPAD | FM | 99.5 |
| | | AM | 1560 |

Hawaii

Honolulu KIKI AM 990

Missouri

Poplar Bluff KLID AM 1320

TITANS ON SOCIAL MEDIA

Team Website www.TitansOnline.com
 Mobile Website m.titansonline.com
 Facebook @Titans
 Instagram @Titans
 Snapchat nfltitans
 Twitter @Titans
 YouTube /titans

Follow individual Titans players at their personal accounts:

PLAYER



| | | |
|---------------------|------------------|------------------|
| LB Daren Bates | @DB_5trey | @weslynn_son56 |
| LS Beau Brinkley | @Brinkley86 | @brinkley486 |
| LB Jayon Brown | @JayonBrown12 | @jayonbrown12 |
| S Kevin Byard | @KB20_Era | @kevinbyard20 |
| OLB Josh Carraway | @JoshuaCarraway | @joshua_carraway |
| DT Jurrell Casey | @Jurrellc | @tattedmonster99 |
| T Jack Conklin | @jack_conklin78 | @jack_conklin78 |
| S Johnathan Cyprien | @cyp | @cyp |
| WR Corey Davis | @c_davis_81 | @coreydavis84 |
| WR Eric Decker | @EricDecker87 | @edec87 |
| OLB Kevin Dodd | @kdodd98 | @kdodd_98 |
| WR Harry Douglas | @HDouglas83 | @hdouglas83 |
| RB David Fluellen | @DavidFluellenJr | @davidfluellenjr |
| RB Derrick Henry | @KingHenry_2 | @last_king_2 |
| CB Adoree' Jackson | @AdoreeKnows | @adoreeknows |
| WR Darius Jennings | @DariusJennings | @dariusjennings |
| DL Austin Johnson | @AJohn15 | @austinj40 |
| S Denzel Johnson | @DenzelJohnson30 | |
| C/G Ben Jones | | @jones60ben |
| DL DaQuan Jones | @RiDQulous_98 | @dqj_90 |
| T/G Dennis Kelly | @DennisKelly67 | @denniskelly67 |
| P Brett Kern | @brettkern6 | @brettkern6 |
| G Josh Kline | @joshkline64 | @jkline64 |
| DL Karl Klug | | @karl.klug |
| G/C Corey Levin | @CoreyLevin62 | @coreylevin62 |

PLAYER



| | | |
|-----------------------|------------------|--------------------|
| T Taylor Lewan | @TaylorLewan77 | @taylorlewan |
| WR Rishard Matthews | @_RMatthews | @rishardmatthews |
| CB Brice McCain | @McCain21 | @kain21 |
| OLB Derrick Morgan | @dmorg91 | @dmorg91 |
| RB Khalfani Muhammad | @KhalfaniM | @khalfani_muhammad |
| RB DeMarco Murray | @DeMarcoMurray | @demarcomurray |
| OLB Victor Ochi | | @udo.ochi |
| OLB Brian Orakpo | @rak98 | @orakpo98 |
| LB Nate Palmer | @natep4 | @natep4 |
| CB Kalan Reed | @kalan_reed11 | @k.reed24 |
| DB Curtis Riley | @curtis35riley | @curtis35riley |
| CB Logan Ryan | @RealLoganRyan | @realloganryan |
| C Brian Schwenke | @BrianSchwenke | @bschwenke62 |
| S Da'Norris Searcy | @DSearcy_21 | @dsearcy_21 |
| TE Tim Semisch | @TDSemisch82 | |
| WR Tajaé Sharpe | @Show19ine | @show19ine |
| CB LeShaun Sims | @LeShaunSims | |
| TE Jonnu Smith | @Easymoney_81 | @jonnusmith87 |
| CB Tye Smith | @TyeSmithCB | @tyesmith |
| G Quinton Spain | @quinton_spain | @mr.undrafted |
| TE Luke Stocker | @LukeStocker88 | |
| K Ryan Succop | @ryansuccop | @ryansuccop06 |
| TE Phillip Supernaw | @PSupernaw11 | @phillipsupernaw |
| QB Alex Tanney | @AlexTanney | |
| WR Taywan Taylor | @SilentGrind2 | @silentgrind2 |
| S Brynden Trawick | @YoungTrawick_ | @bt_riseabove |
| OLB Erik Walden | @E_Ninety3 | @erikwalden_9tre |
| TE Delanie Walker | @delaniewalker82 | @delaniewalker82 |
| OLB Aaron Wallace | | @aaronwallace52 |
| QB Brandon Weeden | @bweeden3 | @bweeden3 |
| WR/KR Eric Weems | @ericweems | |
| NT Sylvester Williams | @Sylwil92 | |
| LB Avery Williamson | @AWilliamson54 | @awilliamson54 |
| NT Antwaun Woods | @AntwaunWoods_ | @antwaunwoods |
| LB Wesley Woodyard | @WoodDro52 | @wooddro52 |

2017 NFL DIVISIONAL STANDINGS

| AFC East | W | L | T | Pct |
|-------------------------|----|----|---|------|
| * -New England Patriots | 13 | 3 | 0 | .813 |
| x -Buffalo Bills | 9 | 7 | 0 | .563 |
| Miami Dolphins | 6 | 10 | 0 | .375 |
| New York Jets | 5 | 11 | 0 | .313 |

| AFC North | W | L | T | PCT |
|------------------------|----|----|---|------|
| y -Pittsburgh Steelers | 13 | 3 | 0 | .813 |
| Baltimore Ravens | 9 | 7 | 0 | .563 |
| Cincinnati Bengals | 7 | 9 | 0 | .438 |
| Cleveland Browns | 0 | 16 | 0 | .000 |

| AFC South | W | L | T | PCT |
|-------------------------|----|----|---|------|
| z -Jacksonville Jaguars | 10 | 6 | 0 | .625 |
| x -Tennessee Titans | 9 | 7 | 0 | .563 |
| Indianapolis Colts | 4 | 12 | 0 | .250 |
| Houston Texans | 4 | 12 | 0 | .250 |

| AFC West | W | L | T | PCT |
|-----------------------|----|----|---|------|
| z -Kansas City Chiefs | 10 | 6 | 0 | .625 |
| Los Angeles Chargers | 9 | 7 | 0 | .563 |
| Oakland Raiders | 6 | 10 | 0 | .375 |
| Denver Broncos | 5 | 11 | 0 | .313 |

| NFC East | W | L | T | PCT |
|------------------------|----|----|---|------|
| * -Philadelphia Eagles | 13 | 3 | 0 | .813 |
| Dallas Cowboys | 9 | 7 | 0 | .563 |
| Washington Redskins | 7 | 9 | 0 | .438 |
| New York Giants | 3 | 13 | 0 | .188 |

| NFC North | W | L | T | PCT |
|----------------------|----|----|---|------|
| y -Minnesota Vikings | 13 | 3 | 0 | .813 |
| Detroit Lions | 9 | 7 | 0 | .563 |
| Green Bay Packers | 7 | 9 | 0 | .438 |
| Chicago Bears | 5 | 11 | 0 | .313 |

| NFC South | W | L | T | PCT |
|-----------------------|----|----|---|------|
| z -New Orleans Saints | 11 | 5 | 0 | .688 |
| x -Carolina Panthers | 11 | 5 | 0 | .688 |
| x -Atlanta Falcons | 10 | 6 | 0 | .625 |
| Tampa Bay Buccaneers | 5 | 11 | 0 | .313 |

| NFC West | W | L | T | PCT |
|---------------------|----|----|---|------|
| z -Los Angeles Rams | 11 | 5 | 0 | .688 |
| Seattle Seahawks | 9 | 7 | 0 | .563 |
| Arizona Cardinals | 8 | 8 | 0 | .500 |
| San Francisco 49ers | 6 | 10 | 0 | .375 |

* - Clinched Division & Homefield Advantage

y - Clinched Division & First-Round Bye

z - Clinched Division

x - Clinched Wild Card

TITANS OFFENSIVE AND DEFENSIVE RANKINGS BY THE WEEK AND BY THE SEASON

Offensive rankings in 2017 by the week based on yardage, followed by yearly rankings since 1999:

| 2017 Season | | NFL Offense | | | AFC Offense | | |
|-------------|--------|-------------|------|------|-------------|------|------|
| Week | Opp. | Tot | Rush | Pass | Tot | Rush | Pass |
| 1 | Oak | 11 | 10 | 9T | 5 | 7 | 2T |
| 2 | at Jax | 6 | 6 | 16T | 4 | 5 | 7 |
| 3 | Sea | 5 | 2 | 17 | 3 | 2 | 6 |
| 4 | at Hou | 14 | 6 | 22 | 4 | 5 | 8 |
| 5 | at Mia | 24 | 9 | 28 | 10 | 6 | 12 |
| 6 | Ind | 17 | 6 | 25 | 7 | 4 | 10 |
| 7 | at Cle | 18 | 8T | 26 | 8 | 4 | 11 |
| 8 | Bye | 18 | 9T | 26 | 8 | 5T | 11 |
| 9 | Bal | 20 | 10 | 27 | 9 | 4 | 12 |
| 10 | Cin | 18 | 7 | 27T | 7 | 3 | 12T |
| 11 | at Pit | 20 | 12 | 21 | 8 | 5 | 9 |
| 12 | at Ind | 20 | 12 | 21 | 8 | 4 | 9 |
| 13 | Hou | 22 | 7 | 24 | 9 | 2 | 12 |
| 14 | at Ari | 21 | 11 | 27 | 8 | 5 | 13 |
| 15 | at SF | 22 | 13 | 25 | 9 | 5 | 11 |
| 16 | LAR | 21 | 16 | 22 | 9 | 8 | 10 |
| 17 | Jax | 23 | 15 | 23 | 9 | 8 | 11 |

Final regular season team rankings:

| | | | | | | |
|----------------|----|----|-----|----|----|----|
| Titans in 2017 | 23 | 15 | 23 | 9 | 8 | 11 |
| Titans in 2016 | 11 | 3 | 25 | 5 | 2 | 11 |
| Titans in 2015 | 30 | 25 | 25T | 16 | 10 | 14 |
| Titans in 2014 | 29 | 26 | 22 | 14 | 14 | 11 |
| Titans in 2013 | 22 | 14 | 21 | 11 | 7 | 11 |
| Titans in 2012 | 26 | 21 | 22 | 12 | 10 | 11 |
| Titans in 2011 | 17 | 31 | 12 | 8 | 16 | 5 |
| Titans in 2010 | 27 | 17 | 25 | 15 | 10 | 13 |
| Titans in 2009 | 12 | 2 | 23 | 6 | 2 | 10 |
| Titans in 2008 | 21 | 7 | 27 | 10 | 3 | 12 |
| Titans in 2007 | 21 | 5 | 27 | 10 | 3 | 14 |
| Titans in 2006 | 27 | 5 | 30 | 12 | 3 | 15 |
| Titans in 2005 | 17 | 23 | 9 | 10 | 12 | 5 |
| Titans in 2004 | 11 | 14 | 10 | 6 | 10 | 5 |
| Titans in 2003 | 8 | 26 | 5 | 4 | 14 | 3 |
| Titans in 2002 | 17 | 11 | 20 | 9 | 7 | 11 |
| Titans in 2001 | 8 | 12 | 8T | 5 | 8 | 4 |
| Titans in 2000 | 14 | 7 | 16 | 8 | 6 | 8 |
| Titans in 1999 | 13 | 13 | 13T | 6 | 9 | 5T |

Defensive rankings in 2017 by the week based on yardage, followed by yearly rankings since 1999:

| 2017 Season | | NFL Defense | | | AFC Defense | | |
|-------------|--------|-------------|------|------|-------------|------|------|
| Week | Opp. | Tot | Rush | Pass | Tot | Rush | Pass |
| 1 | Oak | 18 | 18 | 16 | 9 | 8 | 9 |
| 2 | at Jax | 22 | 17 | 19 | 11 | 8 | 12 |
| 3 | Sea | 27 | 15 | 26 | 13 | 6 | 13 |
| 4 | at Hou | 29 | 21 | 28 | 14 | 8 | 14 |
| 5 | at Mia | 21 | 18 | 23 | 10 | 8 | 13 |
| 6 | Ind | 17 | 16 | 19 | 10 | 6 | 10 |
| 7 | at Cle | 16 | 10 | 19 | 9 | 5 | 10 |
| 8 | Bye | 16 | 10 | 19 | 8 | 6 | 9 |
| 9 | Bal | 17 | 10 | 19 | 8 | 6 | 9 |
| 10 | Cin | 17 | 6 | 19 | 8 | 3 | 10 |
| 11 | at Pit | 14 | 5 | 21 | 7 | 2 | 10 |
| 12 | at Ind | 11 | 5 | 20 | 6 | 2 | 10 |
| 13 | Hou | 11 | 3 | 25 | 6 | 1 | 13 |
| 14 | at Ari | 9 | 5 | 22 | 4 | 2 | 11 |
| 15 | at SF | 13 | 3 | 25 | 5 | 1 | 12 |
| 16 | LAR | 17 | 5 | 25 | 7 | 2 | 12 |
| 17 | Jax | 13 | 4 | 25 | 5 | 1 | 12 |

Final regular season team rankings:

| | | | | | | |
|----------------|-----|-----|----|----|----|----|
| Titans in 2017 | 13 | 4 | 25 | 5 | 1 | 12 |
| Titans in 2016 | 20 | 2 | 30 | 11 | 1 | 16 |
| Titans in 2015 | 12 | 18 | 7 | 8 | 12 | 3 |
| Titans in 2014 | 27 | 31 | 15 | 16 | 15 | 9 |
| Titans in 2013 | 14 | 20 | 11 | 8 | 8 | 6 |
| Titans in 2012 | 27 | 24 | 26 | 15 | 11 | 14 |
| Titans in 2011 | 18T | 24 | 14 | 11 | 11 | 10 |
| Titans in 2010 | 26 | 20 | 29 | 13 | 10 | 14 |
| Titans in 2009 | 28 | 11T | 31 | 14 | 5T | 16 |
| Titans in 2008 | 7 | 6 | 9 | 3 | 3 | 4 |
| Titans in 2007 | 5 | 5 | 10 | 4 | 3 | 9 |
| Titans in 2006 | 32 | 30 | 27 | 16 | 15 | 15 |
| Titans in 2005 | 19 | 22 | 17 | 10 | 11 | 7 |
| Titans in 2004 | 27 | 18 | 26 | 13 | 11 | 12 |
| Titans in 2003 | 12 | 1 | 30 | 9 | 1 | 15 |
| Titans in 2002 | 10 | 2 | 25 | 5 | 2 | 13 |
| Titans in 2001 | 25 | 5 | 31 | 15 | 3 | 16 |
| Titans in 2000 | 1 | 3 | 1 | 1 | 2 | 1 |
| Titans in 1999 | 17 | 10 | 25 | 12 | 6 | 15 |

TENNESSEE TITANS OFFENSIVE AND DEFENSIVE STATS, 1999-2017

| 2017 TITANS - OFFENSE | | | | 1999-2016 TITANS - OFFENSE | | | | | | | | | | | | | | | | | |
|-----------------------|-----------|---------|--------|----------------------------|-------|-------|-------|-------|-------|-------|-------|-------|-------|-------|-------|-------|-------|-------|-------|-------|-------|
| OFFENSE | 2017 RANK | NFL/AVG | | 2016 | 2015 | 2014 | 2013 | 2012 | 2011 | 2010 | 2009 | 2008 | 2007 | 2006 | 2005 | 2004 | 2003 | 2002 | 2001 | 2000 | 1999 |
| GAMES (Won-Lost) | 9-7 | --- | --- | 9-7 | 3-13 | 2-14 | 7-9 | 6-10 | 9-7 | 6-10 | 8-8 | 13-3 | 10-6 | 8-8 | 4-12 | 5-11 | 12-4 | 11-5 | 7-9 | 13-3 | 13-3 |
| FIRST DOWNS | 290 | 22t | 308.2 | 322 | 298 | 258 | 311 | 260 | 281 | 252 | 288 | 268 | 306 | 261 | 279 | 308 | 310 | 312 | 288 | 299 | 294 |
| Rushing | 97 | 12t | 91.3 | 115 | 66 | 75 | 103 | 70 | 71 | 73 | 115 | 108 | 118 | 105 | 72 | 85 | 84 | 112 | 87 | 107 | 109 |
| Passing | 157 | 27t | 185.0 | 175 | 195 | 159 | 172 | 166 | 185 | 155 | 154 | 143 | 171 | 133 | 191 | 200 | 211 | 182 | 179 | 167 | 167 |
| Penalty | 36 | 7t | 31.9 | 32 | 37 | 24 | 36 | 24 | 25 | 24 | 19 | 17 | 17 | 23 | 16 | 23 | 15 | 18 | 22 | 25 | 18 |
| YDS GAINED (tot) | 5024 | 23 | 5345.1 | 5,728 | 4,988 | 4,859 | 5,390 | 5,010 | 5,361 | 4,834 | 5,623 | 5,018 | 4,987 | 4,810 | 5,122 | 5,487 | 5,501 | 5,272 | 5,352 | 5,350 | 5,296 |
| Avg per Game | 314.0 | 23 | 334.1 | 358.0 | 311.8 | 303.7 | 336.9 | 313.1 | 335.1 | 302.1 | 351.4 | 313.6 | 311.7 | 300.6 | 320.1 | 342.9 | 343.8 | 329.5 | 334.5 | 334.4 | 331.0 |
| RUSHING (net) | 1833 | 15 | 1755.4 | 2,187 | 1,485 | 1,447 | 1,894 | 1,687 | 1,438 | 1,727 | 2,592 | 2,199 | 2,109 | 2,214 | 1,525 | 1,871 | 1,623 | 1,952 | 1,794 | 2,085 | 1,811 |
| Avg per Game | 114.6 | 15 | 109.7 | 136.7 | 92.8 | 90.4 | 118.4 | 105.4 | 89.9 | 107.9 | 162.0 | 137.4 | 131.8 | 138.4 | 95.3 | 116.9 | 101.4 | 122.0 | 112.1 | 130.3 | 113.2 |
| Rushes | 443 | 14 | 429.8 | 476 | 371 | 356 | 462 | 378 | 376 | 406 | 499 | 508 | 543 | 469 | 397 | 420 | 486 | 511 | 468 | 546 | 459 |
| Yards per Rush | 4.1 | 15 | 4.1 | 4.6 | 4.0 | 4.1 | 4.1 | 4.5 | 3.8 | 4.3 | 5.2 | 4.3 | 3.9 | 4.7 | 3.8 | 4.5 | 3.3 | 3.8 | 3.8 | 3.8 | 3.9 |
| PASSING (net) | 3191 | 23 | 3589.7 | 3,541 | 3,503 | 3,412 | 3,496 | 3,323 | 3,923 | 3,107 | 3,031 | 2,819 | 2,878 | 2,596 | 3,597 | 3,616 | 3,878 | 3,320 | 3,558 | 3,265 | 3,485 |
| Avg per Game | 199.4 | 23 | 224.4 | 221.3 | 218.9 | 213.3 | 218.5 | 207.7 | 245.2 | 194.2 | 189.4 | 176.2 | 179.9 | 162.3 | 224.8 | 226.0 | 242.4 | 207.5 | 222.4 | 204.1 | 217.8 |
| Passes Att. | 496 | 28 | 546.5 | 504 | 551 | 513 | 533 | 540 | 584 | 474 | 476 | 453 | 464 | 447 | 594 | 589 | 502 | 500 | 515 | 462 | 527 |
| Completed | 306 | 26 | 339.3 | 307 | 342 | 299 | 328 | 318 | 353 | 273 | 271 | 265 | 288 | 226 | 358 | 356 | 315 | 306 | 307 | 286 | 304 |
| Pct Completed | 61.7 | 18 | 62.1 | 60.9 | 62.1 | 58.3 | 61.5 | 58.9 | 60.4 | 57.6 | 56.9 | 58.5 | 62.1 | 50.6 | 60.3 | 60.4 | 62.7 | 61.2 | 59.6 | 61.9 | 57.7 |
| Yards Gained | 3394 | 25 | 3833.8 | 3,720 | 3,893 | 3,738 | 3,710 | 3,577 | 4,113 | 3,278 | 3,104 | 2,902 | 3,077 | 2,748 | 3,797 | 3,933 | 4,031 | 3,441 | 3,867 | 3,430 | 3,622 |
| Sacked | 35 | 13t | 37.3 | 28 | 54 | 50 | 37 | 39 | 24 | 27 | 15 | 12 | 30 | 29 | 31 | 44 | 25 | 21 | 43 | 28 | 25 |
| Yards Lost | 203 | 12 | 244.1 | 179 | 390 | 326 | 214 | 254 | 190 | 171 | 73 | 83 | 199 | 152 | 200 | 317 | 153 | 121 | 309 | 165 | 137 |
| Had Intercepted | 17 | 26t | 13.4 | 11 | 17 | 16 | 16 | 16 | 14 | 15 | 15 | 9 | 17 | 19 | 14 | 19 | 9 | 15 | 17 | 16 | 13 |
| Yards Opp Ret | 262 | 24 | 198.3 | 203 | 263 | 214 | 132 | 260 | 167 | 120 | 121 | 88 | 116 | 250 | 293 | 306 | 264 | 179 | 163 | 236 | 227 |
| Opp TDs on Int | 2 | 22t | 1.3 | 3 | 3 | 1 | 1 | 4 | 3 | 1 | 0 | 0 | 0 | 2 | 4 | 2 | 3 | 2 | 2 | 3 | 2 |
| PUNTS | 75 | 16t | 76.4 | 77 | 88 | 89 | 79 | 83 | 86 | 77 | 69 | 87 | 73 | 88 | 78 | 79 | 71 | 66 | 85 | 76 | 90 |
| Avg Yards | 49.7 | 1 | 45.4 | 44.2 | 47.4 | 46.3 | 42.9 | 46.4 | 43.6 | 42.9 | 43.4 | 42.8 | 41.9 | 42.7 | 43.2 | 42.9 | 43.9 | 41.3 | 42.0 | 40.8 | 42.5 |
| PUNT RETURNS | 36 | 11t | 33.4 | 30 | 38 | 30 | 31 | 31 | 47 | 27 | 33 | 34 | 42 | 37 | 45 | 40 | 37 | 28 | 36 | 53 | 40 |
| Avg Return | 8.5 | 16t | 8.2 | 7.9 | 8.1 | 6.9 | 7.7 | 15.3 | 10.4 | 12.2 | 6.7 | 9.7 | 8.7 | 12.6 | 9.3 | 4.3 | 11.6 | 7.8 | 7.8 | 12.7 | 9.0 |
| Returned for TD | 0 | 9t | 0.3 | 0 | 0 | 0 | 0 | 3 | 1 | 1 | 0 | 0 | 0 | 3 | 1 | 0 | 1 | 0 | 0 | 1 | 1 |
| KICKOFF RETURNS | 28 | 23t | 32.4 | 33 | 33 | 48 | 44 | 63 | 32 | 64 | 69 | 52 | 52 | 79 | 70 | 79 | 68 | 50 | 71 | 47 | 56 |
| Avg Return | 22.1 | 13 | 21.6 | 19.1 | 20.6 | 23.4 | 24.9 | 23.6 | 26.0 | 24.3 | 20.5 | 25.4 | 21.1 | 23.2 | 24.2 | 19.7 | 19.1 | 19.6 | 19.9 | 26.1 | 18.6 |
| Returned for TD | 0 | 8t | 0.2 | 0 | 0 | 0 | 0 | 1 | 1 | 1 | 0 | 0 | 0 | 0 | 0 | 0 | 0 | 0 | 1 | 0 | 0 |
| PENALTIES | 85 | 2 | 106.9 | 110 | 93 | 111 | 101 | 106 | 104 | 128 | 98 | 108 | 101 | 94 | 125 | 110 | 110 | 112 | 119 | 107 | 114 |
| Yards Penalized | 785 | 5 | 924.2 | 1,012 | 779 | 961 | 900 | 847 | 960 | 1,040 | 821 | 855 | 773 | 803 | 1,002 | 923 | 887 | 891 | 1,025 | 870 | 1,069 |
| FUMBLES BY | 10 | 1 | 20.1 | 17 | 25 | 23 | 27 | 21 | 17 | 22 | 27 | 18 | 32 | 29 | 27 | 33 | 24 | 20 | 18 | 24 | 17 |
| Fumbles Lost | 8 | 14t | 8.6 | 7 | 16 | 10 | 9 | 12 | 8 | 14 | 16 | 8 | 17 | 7 | 12 | 12 | 12 | 10 | 11 | 14 | 9 |
| Opp Fumbles | 23 | 6t | 20.1 | 12 | 16 | 7 | 24 | 15 | 20 | 25 | 20 | 28 | 26 | 19 | 20 | 22 | 21 | 22 | 21 | 39 | 39 |
| Opp Fum Lost | 9 | 9 | 8.6 | 6 | 8 | 4 | 12 | 5 | 12 | 8 | 7 | 11 | 12 | 11 | 11 | 12 | 13 | 11 | 11 | 13 | 24 |
| POSS. TIME (avg) | 29:51 | 17 | 30:00 | 30:32 | 29:25 | 27:31 | 30:00 | 27:18 | 27:52 | 25:54 | 28:27 | 29:09 | 31:38 | 27:17 | 31:13 | 31:40 | 32:52 | 32:47 | 31:29 | 33:48 | 31:30 |
| TOUCHDOWNS | 33 | 22t | 38.3 | 46 | 37 | 28 | 41 | 36 | 34 | 40 | 39 | 41 | 28 | 36 | 33 | 41 | 48 | 42 | 39 | 38 | 46 |
| Rushing | 18 | 2t | 11.9 | 16 | 10 | 6 | 16 | 10 | 8 | 13 | 19 | 24 | 17 | 15 | 8 | 12 | 11 | 16 | 12 | 14 | 19 |
| Passing | 14 | 30t | 23.2 | 29 | 25 | 20 | 22 | 17 | 22 | 24 | 16 | 13 | 9 | 13 | 20 | 27 | 30 | 22 | 23 | 18 | 23 |
| Returns | 1 | 25t | 3.3 | 1 | 2 | 2 | 3 | 9 | 4 | 3 | 4 | 4 | 2 | 8 | 5 | 2 | 7 | 4 | 4 | 6 | 4 |
| EXTRA-PT KICKS | 31/33 | 17 | 94% | 39/41 | 29/31 | 27/27 | 41/41 | 35/35 | 34/34 | 38/38 | 37/37 | 40/40 | 28/28 | 32/32 | 30/32 | 39/39 | 43/44 | 36/36 | 34/35 | 37/38 | 43/43 |
| 2-PT CONVERSIONS | 0/0 | --- | 43% | 0/5 | 3/5 | 0/1 | 0/0 | 1/1 | 0/0 | 1/2 | 1/2 | 1/1 | 0/0 | 3/3 | 0/1 | 1/2 | 3/4 | 2/6 | 3/4 | 0/0 | 1/3 |
| FIELD GOALS/FGA | 35/42 | 19t | 27/32 | 22/24 | 14/16 | 19/22 | 25/29 | 25/31 | 29/32 | 24/26 | 27/32 | 29/33 | 35/39 | 22/28 | 23/29 | 19/27 | 32/37 | 25/31 | 20/28 | 27/33 | 21/25 |
| POINTS SCORED | 334 | 19 | 347.5 | 381 | 299 | 254 | 362 | 330 | 325 | 356 | 354 | 375 | 301 | 324 | 299 | 344 | 435 | 367 | 336 | 346 | 392 |
| TURNOVER DIFF. | -4 | 23t | 0 | 0 | -14 | -10 | 0 | -4 | +1 | -4 | 4 | +14 | 0 | +2 | -6 | -1 | +13 | +4 | -4 | 0 | +19 |

| 2017 TITANS - DEFENSE | | | | 1999-2016 TITANS - DEFENSE | | | | | | | | | | | | | | | | | |
|-----------------------|-------|------|---------|----------------------------|-------|-------|-------|-------|-------|-------|-------|-------|-------|-------|-------|-------|-------|-------|-------|-------|-------|
| DEFENSE | 2017 | RANK | NFL/AVG | 2016 | 2015 | 2014 | 2013 | 2012 | 2011 | 2010 | 2009 | 2008 | 2007 | 2006 | 2005 | 2004 | 2003 | 2002 | 2001 | 2000 | 1999 |
| POINTS ALLOWED | 356 | 17 | 347.5 | 378 | 423 | 438 | 381 | 471 | 317 | 339 | 402 | 234 | 297 | 400 | 421 | 439 | 324 | 324 | 388 | 191 | 324 |
| OPP FIRST DOWNS | 323 | 21t | 308.2 | 324 | 317 | 357 | 329 | 358 | 324 | 356 | 323 | 276 | 268 | 329 | 294 | 318 | 275 | 297 | 300 | 215 | 300 |
| Rushing | 68 | 4t | 91.3 | 70 | 101 | 119 | 108 | 122 | 111 | 107 | 89 | 81 | 80 | 121 | 89 | 99 | 79 | 75 | 79 | 62 | 81 |
| Passing | 231 | 32 | 185.0 | 227 | 192 | 211 | 191 | 210 | 187 | 214 | 210 | 166 | 165 | 181 | 180 | 189 | 167 | 197 | 192 | 134 | 193 |
| Penalty | 24 | 5t | 31.9 | 27 | 24 | 27 | 30 | 26 | 26 | 35 | 24 | 29 | 23 | 27 | 25 | 30 | 29 | 25 | 29 | 19 | 26 |
| OPP YARDS GAINED | 5248 | 13 | 5345.1 | 5,720 | 5,475 | 5,968 | 5,407 | 5,999 | 5,682 | 5,883 | 5,850 | 4,698 | 4,665 | 5,915 | 5,110 | 5,724 | 4,901 | 4,964 | 5,515 | 3,814 | 5,245 |
| Avg per Game | 328.0 | 13 | 334.1 | 357.5 | 342.2 | 373.0 | 337.9 | 374.9 | 355.1 | 367.7 | 365.6 | 293.6 | 291.6 | 369.7 | 319.4 | 357.8 | 306.3 | 310.3 | 344.7 | 238.4 | 327.8 |
| OPP RUSHING(net) | 1420 | 4 | 1755.4 | 1,413 | 1,797 | 2,195 | 1,795 | 2,035 | 2,053 | 1,851 | 1,711 | 1,502 | 1,478 | 2,313 | 1,894 | 1,917 | 1,295 | 1,424 | 1,431 | 1,390 | 1,550 |
| Avg per Game | 88.8 | 4 | 109.7 | 88.3 | 112.3 | 137.2 | 112.2 | 127.2 | 128.3 | 115.7 | 106.9 | 93.9 | 92.4 | 144.6 | 118.4 | 119.8 | 80.9 | 89.0 | 89.4 | 86.9 | 96.9 |
| Rushes | 398 | 6 | 429.8 | 356 | 462 | 515 | 446 | 483 | 461 | 474 | 402 | 403 | 369 | 506 | 449 | 421 | 342 | 372 | 405 | 387 | 383 |
| Yards per Rush | 3.6 | 4 | 4.1 | 4.0 | 3.9 | 4.3 | 4.0 | 4.2 | 4.5 | 3.9 | 4.3 | 3.7 | 4.0 | 4.6 | 4.2 | 4.6 | 3.8 | 3.8 | 3.5 | 3.6 | 4.0 |
| OPP PASSING(net) | 3828 | 25 | 3589.7 | 4,307 | 3,678 | 3,773 | 3,612 | 3,964 | 3,629 | 4,032 | 4,139 | 3,196 | 3,187 | 3,602 | 3,216 | 3,807 | 3,606 | 3,540 | 4,084 | 2,424 | 3,695 |
| Avg per Game | 239.3 | 25 | 224.4 | 269.2 | 229.9 | 235.8 | 225.8 | 247.8 | 226.8 | 252.0 | 258.7 | 199.8 | 199.2 | 225.1 | 201.0 | 237.9 | 225.4 | 221.3 | 255.3 | 151.5 | 230.9 |
| Passes Att. | 605 | 32 | 546.5 | 635 | 502 | 545 | 545 | 564 | 591 | 625 | 604 | 575 | 569 | 530 | 470 | 524 | 546 | 562 | 559 | 466 | 557 |
| Completed | 369 | 29 | 339.3 | 388 | 319 | 347 | 344 | 374 | 369 | 410 | 404 | 342 | 349 | 335 | 296 | 333 | 332 | 339 | 328 | 242 | 312 |
| Pct Completed | 61.0 | 15 | 62.1 | 61.1 | 63.5 | 63.7 | 63.1 | 66.3 | 62.4 | 65.6 | 66.9 | 59.5 | 61.3 | 63.2 | 63.0 | 63.5 | 60.8 | 60.3 | 58.7 | 51.9 | 56.0 |
| Sacked | 43 | 5t | 37.3 | 40 | 39 | 39 | 36 | 39 | 28 | 40 | 32 | 44 | 40 | 26 | 41 | 32 | 38 | 40 | 32 | 55 | 54 |
| Yards Lost | 272 | 14 | 244.1 | 278 | 271 | 222 | 227 | 241 | 180 | 272 | 224 | 262 | 241 | 148 | 246 | 220 | 223 | 213 | 175 | 337 | 305 |
| INTERCEPTED BY | 12 | 18t | 13.4 | 12 | 11 | 12 | 13 | 19 | 11 | 17 | 20 | 20 | 22 | 17 | 9 | 18 | 21 | 18 | 13 | 17 | 16 |
| Yards Returned | 154 | 22 | 198.3 | 68 | 164 | 122 | 113 | 358 | 179 | 198 | 433 | 351 | 358 | 282 | 129 | 285 | 312 | 198 | 78 | 285 | 257 |
| Returned for TD | 0 | 25t | 1.3 | 0 | 1 | 1 | 1 | 4 | 1 | 1 | 4 | 3 | 2 | 2 | 2 | 1 | 3 | 3 | 0 | 4 | 1 |
| OPP PUNT RETURNS | 41 | 23 | 33.4 | 36 | 47 | 43 | 35 | 39 | 36 | 35 | 29 | 32 | 31 | 33 | 32 | 31 | 30 | 28 | 36 | 28 | 45 |
| Avg return | 7.0 | 15 | 8.2 | 9.6 | 12.9 | 8.1 | 6.0 | 10.4 | 6.1 | 6.1 | 7.2 | 9.1 | 8.8 | 8.4 | 4.5 | 6.3 | 9.2 | 13.9 | 7.3 | 5.7 | 7.4 |
| OPP KICKOFF RET | 32 | 14t | 32.4 | 21 | 22 | 31 | 45 | 33 | 30 | 56 | 71 | 61 | 58 | 58 | 57 | 69 | 81 | 74 | 57 | 76 | 76 |
| Avg return | 23.4 | 27 | 21.6 | 22.0 | 27.2 | 26.6 | 24.4 | 26.1 | 22.7 | 24.8 | 24.1 | 25.0 | 24.2 | 21.8 | 22.6 | 20.1 | 18.8 | 20.0 | 24.9 | 20.9 | 21.0 |
| OPP TOUCHDOWNS | 36 | 12t | 38.3 | 43 | 51 | 48 | 40 | 55 | 34 | 32 | 48 | 25 | 35 | 46 | 51 | 52 | 35 | 40 | 46 | 20 | 39 |
| Rushing | 5 | 1 | 11.9 | 10 | 11 | 17 | 21 | 16 | 10 | 7 | 16 | 12 | 11 | 20 | 12 | 18 | 10 | 7 | 17 | 7 | 8 |
| Passing | 27 | 24t | 23.2 | 25 | 34 | 28 | 15 | 31 | 21 | 23 | 31 | 12 | 21 | 24 | 33 | 29 | 20 | 27 | 27 | 10 | 26 |
| Returns | 4 | 20t | 3.3 | 8 | 6 | 3 | 4 | 8 | 3 | 2 | 1 | 1 | 3 | 2 | 6 | 5 | 5 | 6 | 2 | 3 | 5 |

2017 TENNESSEE TITANS REGULAR SEASON STATISTICS

Won 9, Lost 7

| Date | W-L | Score | OT | Opponent | Attendance |
|-------|-----|-------|----|------------------|------------|
| 09/10 | L | 16-26 | | Oakland | 69,089 |
| 09/17 | W | 37-16 | | at Jacksonville | 61,709 |
| 09/24 | W | 33-27 | | Seattle | 69,127 |
| 10/01 | L | 14-57 | | at Houston | 71,804 |
| 10/08 | L | 10-16 | | at Miami | 65,135 |
| 10/16 | W | 36-22 | | Indianapolis | 63,888 |
| 10/22 | W | 12-9 | OT | at Cleveland | 59,061 |
| 11/05 | W | 23-20 | | Baltimore | 67,322 |
| 11/12 | W | 24-20 | | Cincinnati | 67,432 |
| 11/16 | L | 17-40 | | at Pittsburgh | 60,703 |
| 11/26 | W | 20-16 | | at Indianapolis | 62,207 |
| 12/03 | W | 24-13 | | Houston | 62,758 |
| 12/10 | L | 7-12 | | at Arizona | 64,153 |
| 12/17 | L | 23-25 | | at San Francisco | 70,133 |
| 12/24 | L | 23-27 | | L.A. Rams | 60,097 |
| 12/31 | W | 15-10 | | Jacksonville | 65,501 |

| Statistic | Tenn. | Opp. |
|--------------------------|----------------|----------------|
| Total First Downs | 290 | 323 |
| Rushing | 97 | 68 |
| Passing | 157 | 231 |
| Penalty | 36 | 24 |
| 3rd Down: Made/Att | 71/202 | 78/214 |
| 3rd Down Pct. | 35.1 | 36.4 |
| 4th Down: Made/Att | 5/10 | 10/16 |
| 4th Down Pct. | 50.0 | 62.5 |
| Possession Avg. | 29:51 | 30:09 |
| Total Net Yards | 5024 | 5248 |
| Avg. Per Game | 314.0 | 328.0 |
| Total Plays | 974 | 1046 |
| Avg. Per Play | 5.2 | 5.0 |
| Net Yards Rushing | 1833 | 1420 |
| Avg. Per Game | 114.6 | 88.8 |
| Total Rushes | 443 | 398 |
| Net Yards Passing | 3191 | 3828 |
| Avg. Per Game | 199.4 | 239.3 |
| Sacked/Yards Lost | 35/203 | 43/272 |
| Gross Yards | 3394 | 4100 |
| Att./Completions | 496/306 | 605/369 |
| Completion Pct. | 61.7 | 61.0 |
| Had Intercepted | 17 | 12 |
| Punts/Average | 75/49.7 | 75/48.2 |
| Net Punting Avg. | 75/44.6 | 75/42.8 |
| Penalties/Yards | 85/785 | 119/942 |
| Fumbles/Ball Lost | 10/8 | 23/9 |
| Touchdowns | 33 | 36 |
| Rushing | 18 | 5 |
| Passing | 14 | 27 |
| Returns | 1 | 4 |

| Score By Periods | Q1 | Q2 | Q3 | Q4 | OT | PTS |
|------------------|-----------|------------|-----------|------------|----------|------------|
| Team | 52 | 103 | 91 | 85 | 3 | 334 |
| Opponents | 71 | 98 | 49 | 138 | 0 | 356 |

| Scoring | TD | Rush | Rec | Ret | K-PAT | FG | S | PTS |
|------------------|-----------|-----------|-----------|----------|--------------|--------------|----------|------------|
| Succop | 0 | 0 | 0 | 0 | 31/33 | 35/42 | 0 | 136 |
| Murray | 7 | 6 | 1 | 0 | | | 0 | 42 |
| Henry | 6 | 5 | 1 | 0 | | | 0 | 36 |
| Mariota | 5 | 5 | 0 | 0 | | | 0 | 30 |
| Matthews | 4 | 0 | 4 | 0 | | | 0 | 24 |
| Walker | 4 | 1 | 3 | 0 | | | 0 | 24 |
| J. Smith | 2 | 0 | 2 | 0 | | | 0 | 12 |
| Decker | 1 | 0 | 1 | 0 | | | 0 | 6 |
| Fowler TM | 1 | 1 | 0 | 0 | | | 0 | 6 |
| Stocker LG | 1 | 0 | 1 | 0 | | | 0 | 6 |
| Supernaw | 1 | 0 | 1 | 0 | | | 0 | 6 |
| Taylor | 1 | 0 | 1 | 0 | | | 0 | 6 |
| Woodyard | 1 | 0 | 0 | 1 | | | 0 | 6 |
| Team | 33 | 18 | 14 | 1 | 31/33 | 35/42 | 0 | 334 |
| Opponents | 36 | 5 | 27 | 4 | 29/34 | 37/41 | 0 | 356 |

2-Pt Conv: TM 0-0, OPP 0-2

Sacks: Morgan 7.5, Orakpo 7, Casey 6, Woodyard 5, Walden 4, D. Jones 3.5, Williamson 3, Brown 1.5, Klug 1.5, Cyprien 1, A. Johnson 1, King 1, (group) 1, TM 43, OPP 35 **FUM/Lost:** Cassel 2/2, Mariota 2/1, Walker 2/2, Davis 1/1, Henry 1/0, Jackson 1/1, Murray 1/1

| Passing | Att | Cmp | Yds | Cmp% | Yds/Att | TD | TD% | Int | Int% | Long | Sack/Lost | Rating |
|------------------|------------|------------|-------------|-------------|-------------|-----------|------------|-----------|------------|------------|---------------|-------------|
| Mariota | 453 | 281 | 3232 | 62.0 | 7.13 | 13 | 2.9 | 15 | 3.3 | 75t | 27/173 | 79.3 |
| Cassel | 42 | 25 | 162 | 59.5 | 3.86 | 1 | 2.4 | 2 | 4.8 | 17 | 8/30 | 55.9 |
| Decker | 1 | 0 | 0 | 0.0 | 0.00 | 0 | 0.0 | 0 | 0.0 | --- | 0/0 | 39.6 |
| Team | 496 | 306 | 3394 | 61.7 | 6.84 | 14 | 2.8 | 17 | 3.4 | 75t | 35/203 | 77.1 |
| Opponents | 605 | 369 | 4100 | 61.0 | 6.78 | 27 | 4.5 | 12 | 2.0 | 80t | 43/272 | 87.8 |

| Rushing | No. | Yds | Avg | Long | TD |
|------------------|------------|-------------|------------|------------|-----------|
| Henry | 176 | 744 | 4.2 | 75t | 5 |
| Murray | 184 | 659 | 3.6 | 75t | 6 |
| Mariota | 60 | 312 | 5.2 | 34t | 5 |
| Jackson | 5 | 55 | 11.0 | 20 | 0 |
| Taylor | 8 | 43 | 5.4 | 17 | 0 |
| Fluellen | 4 | 21 | 5.3 | 10 | 0 |
| Fowler | 2 | 4 | 2.0 | 3t | 1 |
| Weems | 1 | 0 | 0.0 | 0 | 0 |
| Walker | 2 | -2 | -1.0 | 1t | 1 |
| Matthews | 1 | -3 | -3.0 | -3 | 0 |
| Team | 443 | 1833 | 4.1 | 75t | 18 |
| Opponents | 398 | 1420 | 3.6 | 34 | 5 |

| Receiving | No. | Yds | Avg | Long | TD |
|------------------|------------|-------------|-------------|------------|-----------|
| Walker | 74 | 807 | 10.9 | 42 | 3 |
| Decker | 54 | 563 | 10.4 | 29 | 1 |
| Matthews | 53 | 795 | 15.0 | 75t | 4 |
| Murray | 39 | 266 | 6.8 | 18 | 1 |
| Davis | 34 | 375 | 11.0 | 37 | 0 |
| J. Smith | 18 | 157 | 8.7 | 32t | 2 |
| Taylor | 16 | 231 | 14.4 | 53t | 1 |
| Henry | 11 | 136 | 12.4 | 66t | 1 |
| Supernaw | 4 | 39 | 9.8 | 20 | 1 |
| Stocker TM | 1 | 12 | 12.0 | 12 | 0 |
| Douglas | 1 | 8 | 8.0 | 8 | 0 |
| Weems | 1 | 5 | 5.0 | 5 | 0 |
| Team | 306 | 3394 | 11.1 | 75t | 14 |
| Opponents | 369 | 4100 | 11.1 | 80t | 27 |

| Interceptions | No. | Yds | Avg | Long | TD |
|------------------|-----------|------------|-------------|-----------|----------|
| Byard | 8 | 130 | 16.3 | 33 | 0 |
| T. Smith | 1 | 14 | 14.0 | 14 | 0 |
| Searcy | 1 | 8 | 8.0 | 8 | 0 |
| Riley | 1 | 2 | 2.0 | 2 | 0 |
| Sims | 1 | 0 | 0.0 | 0 | 0 |
| Team | 12 | 154 | 12.8 | 33 | 0 |
| Opponents | 17 | 262 | 15.4 | 41 | 2 |

| Punting | No. | Yds | Avg | Net | TB | In | Lg | B |
|------------------|-----------|-------------|-------------|-------------|----------|-----------|-----------|----------|
| Kern | 75 | 3728 | 49.7 | 44.6 | 5 | 28 | 74 | 0 |
| Team | 75 | 3728 | 49.7 | 44.6 | 5 | 28 | 74 | 0 |
| Opponents | 75 | 3617 | 48.2 | 42.8 | 5 | 21 | 64 | 0 |

| Punt Returns | Ret | FC | Yds | Avg | Long | TD |
|------------------|-----------|----------|------------|------------|-----------|----------|
| Jackson | 34 | 9 | 290 | 8.5 | 46 | 0 |
| Weems | 2 | 0 | 15 | 7.5 | 13 | 0 |
| Team | 36 | 9 | 305 | 8.5 | 46 | 0 |
| Opponents | 41 | 9 | 286 | 7.0 | 23 | 0 |

| Kickoff Returns | No. | Yds | Avg | Long | TD |
|------------------|-----------|------------|-------------|-----------|----------|
| Jackson | 25 | 578 | 23.1 | 57 | 0 |
| Weems | 2 | 18 | 9.0 | 18 | 0 |
| Decker | 1 | 22 | 22.0 | 22 | 0 |
| Team | 28 | 618 | 22.1 | 57 | 0 |
| Opponents | 32 | 750 | 23.4 | 60 | 0 |

| Field Goals | 1-19 | 20-29 | 30-39 | 40-49 | 50+ |
|------------------|------------|--------------|------------|--------------|------------|
| Succop | 0/0 | 10/10 | 7/7 | 16/20 | 2/5 |
| Team | 0/0 | 10/10 | 7/7 | 16/20 | 2/5 |
| Opponents | 0/0 | 9/10 | 7/8 | 14/16 | 7/7 |

Succop: (23G,26G,52G,52N) (40G,41G,26G) (24G,37G,47G,35G) () (45G) (48G,32G,40G,48G,23G) (43G,23G,46G,53N,47G) (48G) (48N,44G) (48B,44G) (29G,45G) (40N,43G) (58N) (40G,31G,50G) (25G,37G,45N,27G) (25G,39G,38G)

OPP: (20G,52G,52G,43G) (43G) () (50G,40G,33G) (41G) (36G,25G,52G) (31G,47G,54G) (30G,49G) () (41G,28G,50G,26G) (26G,28G,42G) (23G,48N,27N,42G) (47G,23G,40N,32G,35G) (38G,48G,28G,50G,48G,45G) (36N) (41G)

2017 RECAP

DRAFT

TEAM NOTES

PLAYER NOTES

STATISTICS

ROSTERS

2017 TENNESSEE TITANS REGULAR SEASON DEFENSIVE STATISTICS

| PLAYER | TACKLES | | | SACKS | | QB P | | INTERCEPTIONS | | | | | FUMBLES | | |
|---------------------|--------------|------------|------------|-------------|--------------|------------|-----------|---------------|------------|-----------|----------|-----------|-----------|----------|-----------|
| | Tot | Solo | Asst | Sk | Yds | | | No | Yds | Lg | TD | PD | FF | FR | Yds |
| Woodyard, Wesley | 172 | 104 | 68 | 5.0 | 23.0 | 15 | 17 | 0 | 0 | 0 | 0 | 5 | 0 | 2 | 4 |
| Williamson, Avery | 125 | 70 | 55 | 3.0 | 12.0 | 12 | 7 | 0 | 0 | 0 | 0 | 2 | 1 | 0 | 0 |
| Byard, Kevin | 87 | 64 | 23 | 0.0 | 0.0 | 3 | 4 | 8 | 130 | 33 | 0 | 18 | 0 | 2 | 6 |
| Ryan, Logan | 73 | 54 | 19 | 0.0 | 0.0 | 2 | 2 | 0 | 0 | 0 | 0 | 14 | 1 | 0 | 0 |
| Casey, Jurrell | 72 | 60 | 12 | 6.0 | 39.0 | 35 | 7 | 0 | 0 | 0 | 0 | 1 | 1 | 0 | 0 |
| Jackson, Adoree' | 67 | 58 | 9 | 0.0 | 0.0 | 1 | 4 | 0 | 0 | 0 | 0 | 23 | 3 | 0 | 0 |
| Brown, Jayon | 67 | 42 | 25 | 1.5 | 1.5 | 6 | 2 | 0 | 0 | 0 | 0 | 4 | 0 | 1 | 0 |
| Cyprien, Johnathan | 65 | 46 | 19 | 1.0 | 8.0 | 2 | 1 | 0 | 0 | 0 | 0 | 1 | 0 | 0 | 0 |
| Orakpo, Brian | 60 | 39 | 21 | 7.0 | 68.5 | 73 | 10 | 0 | 0 | 0 | 0 | 2 | 3 | 0 | 0 |
| Walden, Erik | 44 | 29 | 15 | 4.0 | 22.0 | 28 | 5 | 0 | 0 | 0 | 0 | 0 | 0 | 1 | 0 |
| Morgan, Derrick | 40 | 23 | 17 | 7.5 | 54.0 | 59 | 7 | 0 | 0 | 0 | 0 | 2 | 0 | 2 | 0 |
| Jones, DaQuan | 36 | 24 | 12 | 3.5 | 20.0 | 9 | 1 | 0 | 0 | 0 | 0 | 0 | 0 | 0 | 0 |
| Sims, LeShaun | 33 | 28 | 5 | 0.0 | 0.0 | 0 | 1 | 1 | 0 | 0 | 0 | 5 | 1 | 0 | 0 |
| Johnson, Austin | 32 | 20 | 12 | 1.0 | 0.0 | 0 | 2 | 0 | 0 | 0 | 0 | 2 | 0 | 0 | 0 |
| Searcy, Da'Norris | 27 | 22 | 5 | 0.0 | 0.0 | 1 | 1 | 1 | 8 | 8 | 0 | 2 | 0 | 0 | 0 |
| Williams, Sylvester | 26 | 16 | 10 | 0.0 | 0.0 | 3 | 4 | 0 | 0 | 0 | 0 | 0 | 0 | 0 | 0 |
| Klug, Karl | 26 | 15 | 11 | 1.5 | 8.0 | 6 | 1 | 0 | 0 | 0 | 0 | 0 | 0 | 0 | 0 |
| Riley, Curtis | 13 | 8 | 5 | 0.0 | 0.0 | 1 | 0 | 1 | 2 | 2 | 0 | 2 | 0 | 0 | 0 |
| Smith, Tye | 11 | 10 | 1 | 0.0 | 0.0 | 0 | 0 | 1 | 14 | 14 | 0 | 1 | 0 | 0 | 0 |
| Dodd, Kevin | 11 | 7 | 4 | 0.0 | 0.0 | 2 | 1 | 0 | 0 | 0 | 0 | 0 | 0 | 0 | 0 |
| McCain, Brice | 11 | 7 | 4 | 0.0 | 0.0 | 0 | 0 | 0 | 0 | 0 | 0 | 3 | 0 | 0 | 0 |
| King, David | 4 | 3 | 1 | 1.0 | 1.0 | 0 | 0 | 0 | 0 | 0 | 0 | 0 | 0 | 0 | 0 |
| Palmer, Nate | 3 | 1 | 2 | 0.0 | 0.0 | 0 | 0 | 0 | 0 | 0 | 0 | 0 | 0 | 0 | 0 |
| Bates, Daren | 0 | 0 | 0 | 0.0 | 0.0 | 0 | 0 | 0 | 0 | 0 | 0 | 0 | 0 | 0 | 0 |
| Carraway, Josh | 0 | 0 | 0 | 0.0 | 0.0 | 0 | 0 | 0 | 0 | 0 | 0 | 0 | 0 | 0 | 0 |
| Reed, Kalan | 0 | 0 | 0 | 0.0 | 0.0 | 0 | 0 | 0 | 0 | 0 | 0 | 1 | 0 | 0 | 0 |
| Trawick, Brynden | 0 | 0 | 0 | 0.0 | 0.0 | 0 | 0 | 0 | 0 | 0 | 0 | 0 | 0 | 0 | 0 |
| Wallace, Aaron | 0 | 0 | 0 | 0.0 | 0.0 | 1 | 0 | 0 | 0 | 0 | 0 | 0 | 0 | 0 | 0 |
| Total | 1,105 | 750 | 355 | 42.0 | 257.0 | 259 | 77 | 12 | 154 | 33 | 0 | 88 | 10 | 8 | 10 |

TITANS REGULAR SEASON SPECIAL TEAMS STATISTICS

| PLAYER | TACKLES | | | FUMBLES | | BLOCKS | | |
|---------------------|------------|-----------|-----------|----------|----------|----------|----------|----------|
| | Tot | Solo | Asst | FF | FR | PAT | FG | PUNT |
| Trawick, Brynden | 17 | 11 | 6 | 0 | 0 | 0 | 0 | 0 |
| Bates, Daren | 16 | 8 | 8 | 0 | 0 | 0 | 0 | 0 |
| Weems, Eric | 12 | 8 | 4 | 0 | 0 | 0 | 0 | 0 |
| Palmer, Nate | 10 | 6 | 4 | 0 | 0 | 0 | 0 | 0 |
| Supernaw, Phillip | 10 | 4 | 6 | 0 | 1 | 0 | 0 | 0 |
| Fluellen, David | 9 | 3 | 6 | 0 | 0 | 0 | 0 | 0 |
| Smith, Tye | 8 | 7 | 1 | 0 | 0 | 0 | 0 | 0 |
| Sims, LeShaun | 7 | 6 | 1 | 0 | 0 | 0 | 0 | 0 |
| Taylor, Taywan | 7 | 5 | 2 | 0 | 0 | 0 | 0 | 0 |
| Searcy, Da'Norris | 6 | 3 | 3 | 0 | 0 | 0 | 0 | 0 |
| Woodyard, Wesley | 3 | 3 | 0 | 0 | 0 | 0 | 0 | 0 |
| McCain, Brice | 3 | 2 | 1 | 0 | 0 | 0 | 0 | 0 |
| Wallace, Aaron | 2 | 2 | 0 | 0 | 0 | 0 | 0 | 0 |
| Brinkley, Beau | 2 | 1 | 1 | 0 | 0 | 0 | 0 | 0 |
| Riley, Curtis | 2 | 1 | 1 | 0 | 0 | 0 | 0 | 0 |
| Succop, Ryan | 2 | 1 | 1 | 0 | 0 | 0 | 0 | 0 |
| Brown, Jayon | 1 | 0 | 1 | 0 | 0 | 0 | 0 | 0 |
| Stocker, Luke | 1 | 0 | 1 | 0 | 0 | 0 | 0 | 0 |
| TEAM TOTALS: | 118 | 71 | 47 | 0 | 1 | 0 | 0 | 0 |

MISCELLANEOUS STATISTICS

| PLAYER | TACKLES | | | FUMBLES | |
|---------------------|-----------|-----------|----------|----------|----------|
| | Tot | Solo | Asst | FF | FR |
| Taylor, Taywan | 3 | 3 | 0 | 0 | 0 |
| Walker, Delanie | 3 | 3 | 0 | 0 | 0 |
| Mariota, Marcus | 2 | 2 | 0 | 0 | 0 |
| Matthews, Rishard | 2 | 2 | 0 | 0 | 0 |
| Cassel, Matt | 1 | 1 | 0 | 0 | 0 |
| Conklin, Jack | 1 | 1 | 0 | 0 | 0 |
| Davis, Corey | 1 | 1 | 0 | 0 | 0 |
| Douglas, Harry | 1 | 1 | 0 | 0 | 0 |
| Murray, DeMarco | 1 | 1 | 0 | 0 | 0 |
| Smith, Jonnu | 1 | 1 | 0 | 0 | 0 |
| Spain, Quinton | 1 | 1 | 0 | 0 | 0 |
| TEAM TOTALS: | 17 | 17 | 0 | 0 | 0 |

Legend:

Tot Total Tackles
Solo Unassisted Tackles
Asst Assisted Tackles
Sk Quarterback Sacks
Yds Yards Lost on Sack
QB P Quarterback Pressure
TFL Tackle for Loss
Int Interceptions
Yds Interception Return Yards
TD Interceptions Return Touchdowns
PD Passes Defensed
FF Forced Fumble
FR Fumble Recoveries
Yds Yards on Fumble Returns

2017 TENNESSEE TITANS POSTSEASON STATISTICS

Won 1, Lost 1

| Date | W-L | Score | OT | Opponent | Attendance |
|-------|-----|-------|----|----------------|------------|
| 01/06 | W | 22-21 | | at Kansas City | 73,319 |
| 01/13 | L | 14-35 | | at New England | 65,878 |

| Statistic | Tenn. | Opp. |
|--------------------------|----------------|---------------|
| Total First Downs | 38 | 50 |
| Rushing | 12 | 11 |
| Passing | 23 | 34 |
| Penalty | 3 | 5 |
| 3rd Down: Made/Att | 13/28 | 15/28 |
| 3rd Down Pct. | 46.4 | 53.6 |
| 4th Down: Made/Att | 2/3 | 0/1 |
| 4th Down Pct. | 66.7 | 0.0 |
| Possession Avg. | 29:46 | 30:14 |
| Total Net Yards | 664 | 763 |
| Avg. Per Game | 332.0 | 381.5 |
| Total Plays | 125 | 133 |
| Avg. Per Play | 5.3 | 5.7 |
| Net Yards Rushing | 267 | 170 |
| Avg. Per Game | 133.5 | 85.0 |
| Total Rushes | 47 | 43 |
| Net Yards Passing | 397 | 593 |
| Avg. Per Game | 198.5 | 296.5 |
| Sacked/Yards Lost | 10/62 | 4/8 |
| Gross Yards | 459 | 601 |
| Att./Completions | 68/41 | 86/59 |
| Completion Pct. | 60.3 | 68.6 |
| Had Intercepted | 1 | 0 |
| Punts/Average | 10/44.7 | 9/46.6 |
| Net Punting Avg. | 10/41.2 | 9/40.1 |
| Penalties/Yards | 18/112 | 12/105 |
| Fumbles/Ball Lost | 2/1 | 0/0 |
| Touchdowns | 5 | 8 |
| Rushing | 1 | 3 |
| Passing | 4 | 5 |
| Returns | 0 | 0 |

| Score By Periods | Q1 | Q2 | Q3 | Q4 | OT | PTS |
|------------------|----|----|----|----|----|-----|
| Team | 7 | 3 | 7 | 19 | 0 | 36 |
| Opponents | 14 | 28 | 7 | 7 | 0 | 56 |

| Scoring | TD | Rush | Rec | Ret | K-PAT | FG | S | PTS |
|------------------|----------|----------|----------|----------|------------|------------|----------|-----------|
| Davis | 2 | 0 | 2 | 0 | | | 0 | 12 |
| Decker | 1 | 0 | 1 | 0 | | | 0 | 6 |
| Henry | 1 | 1 | 0 | 0 | | | 0 | 6 |
| Mariota | 1 | 0 | 1 | 0 | | | 0 | 6 |
| Succop | 0 | 0 | 0 | 0 | 3/3 | 1/1 | 0 | 6 |
| Team | 5 | 1 | 4 | 0 | 3/3 | 1/1 | 0 | 36 |
| Opponents | 8 | 3 | 5 | 0 | 8/8 | 0/2 | 0 | 56 |

2-Pt Conv: TM 0-2, OPP 0-0

Sacks: Orakpo 1.5, Morgan 1, Williams 1, Woodyard 0.5, TM 4, OPP 10
FUM/Lost: Henry 1/0, Jackson 1/1

| Passing | Att | Cmp | Yds | Cmp% | Yds/Att | TD | TD% | Int | Int% | Long | Sack/Lost | Rating |
|------------------|-----------|-----------|------------|-------------|-------------|----------|------------|----------|------------|-----------|--------------|--------------|
| Mariota | 68 | 41 | 459 | 60.3 | 6.75 | 4 | 5.9 | 1 | 1.5 | 36 | 10/62 | 93.9 |
| Team | 68 | 41 | 459 | 60.3 | 6.75 | 4 | 5.9 | 1 | 1.5 | 36 | 10/62 | 93.9 |
| Opponents | 86 | 59 | 601 | 68.6 | 6.99 | 5 | 5.8 | 0 | 0.0 | 45 | 4/8 | 107.8 |

| Rushing | No. | Yds | Avg | Long | TD |
|------------------|-----------|------------|------------|------------|----------|
| Henry | 35 | 184 | 5.3 | 35t | 1 |
| Mariota | 12 | 83 | 6.9 | 17 | 0 |
| Team | 47 | 267 | 5.7 | 35t | 1 |
| Opponents | 43 | 170 | 4.0 | 20 | 3 |

| Receiving | No. | Yds | Avg | Long | TD |
|------------------|-----------|------------|-------------|-----------|----------|
| Walker | 9 | 123 | 13.7 | 36 | 0 |
| Davis | 9 | 98 | 10.9 | 17 | 2 |
| Decker | 8 | 106 | 13.3 | 22t | 1 |
| Henry | 5 | 56 | 11.2 | 29 | 0 |
| Matthews | 4 | 42 | 10.5 | 15 | 0 |
| J. Smith | 3 | 19 | 6.3 | 10 | 0 |
| Taylor | 2 | 9 | 4.5 | 5 | 0 |
| Mariota | 1 | 6 | 6.0 | 6t | 1 |
| Team | 41 | 459 | 11.2 | 36 | 4 |
| Opponents | 59 | 601 | 10.2 | 45 | 5 |

| Interceptions | No. | Yds | Avg | Long | TD |
|---------------|-----|-----|------|------|----|
| Team | 0 | 0 | --- | --- | 0 |
| Opponents | 1 | 28 | 28.0 | 28 | 0 |

| Punting | No. | Yds | Avg | Net | TB | In | Lg | B |
|------------------|-----------|------------|-------------|-------------|----------|----------|-----------|----------|
| Kern | 10 | 447 | 44.7 | 41.2 | 0 | 4 | 62 | 0 |
| Team | 10 | 447 | 44.7 | 41.2 | 0 | 4 | 62 | 0 |
| Opponents | 9 | 419 | 46.6 | 40.1 | 2 | 2 | 57 | 0 |

| Punt Returns | Ret | FC | Yds | Avg | Long | TD |
|------------------|----------|----------|-----------|------------|-----------|----------|
| Jackson | 4 | 2 | 18 | 4.5 | 13 | 0 |
| Team | 4 | 2 | 18 | 4.5 | 13 | 0 |
| Opponents | 5 | 4 | 35 | 7.0 | 12 | 0 |

| Kickoff Returns | No. | Yds | Avg | Long | TD |
|------------------|----------|------------|-------------|-----------|----------|
| Jackson | 6 | 126 | 21.0 | 25 | 0 |
| Fluellen | 1 | 12 | 12.0 | 12 | 0 |
| Team | 7 | 138 | 19.7 | 25 | 0 |
| Opponents | 5 | 110 | 22.0 | 29 | 0 |

| Field Goals | 1-19 | 20-29 | 30-39 | 40-49 | 50+ |
|------------------|------------|------------|------------|------------|------------|
| Succop | 0/0 | 0/0 | 0/0 | 1/1 | 0/0 |
| Team | 0/0 | 0/0 | 0/0 | 1/1 | 0/0 |
| Opponents | 0/0 | 0/0 | 0/0 | 0/1 | 0/1 |

Succop: (49G) ()

TM: (49G) ()

OPP: (48N) (53N)

2017 TENNESSEE TITANS POSTSEASON DEFENSIVE STATISTICS

| PLAYER | TACKLES | | | SACKS | | QB | | INTERCEPTIONS | | | | | FUMBLES | | |
|---------------------|------------|-----------|-----------|------------|------------|-----------|----------|---------------|----------|----------|----------|-----------|----------|----------|----------|
| | Tot | Solo | Asst | Sk | Yds | | | No | Yds | Lg | TD | PD | FF | FR | Yds |
| Byard, Kevin | 16 | 14 | 2 | 0.0 | 0.0 | 0 | 0 | 0 | 0 | 0 | 0 | 0 | 0 | 0 | 0 |
| Ryan, Logan | 12 | 10 | 2 | 0.0 | 0.0 | 0 | 1 | 0 | 0 | 0 | 0 | 1 | 0 | 0 | 0 |
| Cyprien, Johnathan | 10 | 8 | 2 | 0.0 | 0.0 | 0 | 1 | 0 | 0 | 0 | 0 | 4 | 0 | 0 | 0 |
| Woodyard, Wesley | 10 | 5 | 5 | 0.5 | 4.0 | 1 | 1 | 0 | 0 | 0 | 0 | 0 | 0 | 0 | 0 |
| Morgan, Derrick | 8 | 6 | 2 | 1.0 | 0.0 | 6 | 1 | 0 | 0 | 0 | 0 | 0 | 0 | 0 | 0 |
| Smith, Tye | 8 | 6 | 2 | 0.0 | 0.0 | 0 | 0 | 0 | 0 | 0 | 0 | 0 | 0 | 0 | 0 |
| Casey, Jurrell | 8 | 4 | 4 | 0.0 | 0.0 | 4 | 0 | 0 | 0 | 0 | 0 | 1 | 0 | 0 | 0 |
| Jackson, Adoree' | 7 | 6 | 1 | 0.0 | 0.0 | 0 | 0 | 0 | 0 | 0 | 0 | 3 | 0 | 0 | 0 |
| Johnson, Austin | 6 | 4 | 2 | 0.0 | 0.0 | 1 | 0 | 0 | 0 | 0 | 0 | 0 | 0 | 0 | 0 |
| Williams, Sylvester | 6 | 4 | 2 | 1.0 | 0.0 | 0 | 1 | 0 | 0 | 0 | 0 | 0 | 0 | 0 | 0 |
| Brown, Jayon | 5 | 4 | 1 | 0.0 | 0.0 | 0 | 0 | 0 | 0 | 0 | 0 | 1 | 0 | 0 | 0 |
| Orakpo, Brian | 5 | 3 | 2 | 1.5 | 4.0 | 6 | 1 | 0 | 0 | 0 | 0 | 0 | 0 | 0 | 0 |
| Walden, Erik | 4 | 3 | 1 | 0.0 | 0.0 | 1 | 0 | 0 | 0 | 0 | 0 | 0 | 0 | 0 | 0 |
| King, David | 2 | 2 | 0 | 0.0 | 0.0 | 0 | 0 | 0 | 0 | 0 | 0 | 0 | 0 | 0 | 0 |
| Searcy, Da'Norris | 2 | 2 | 0 | 0.0 | 0.0 | 0 | 0 | 0 | 0 | 0 | 0 | 1 | 0 | 0 | 0 |
| Williamson, Avery | 2 | 1 | 1 | 0.0 | 0.0 | 1 | 0 | 0 | 0 | 0 | 0 | 1 | 0 | 0 | 0 |
| Bates, Daren | 0 | 0 | 0 | 0.0 | 0.0 | 0 | 0 | 0 | 0 | 0 | 0 | 0 | 0 | 0 | 0 |
| Carraway, Josh | 0 | 0 | 0 | 0.0 | 0.0 | 0 | 0 | 0 | 0 | 0 | 0 | 0 | 0 | 0 | 0 |
| Dodd, Kevin | 0 | 0 | 0 | 0.0 | 0.0 | 0 | 0 | 0 | 0 | 0 | 0 | 0 | 0 | 0 | 0 |
| Klug, Karl | 0 | 0 | 0 | 0.0 | 0.0 | 3 | 0 | 0 | 0 | 0 | 0 | 0 | 0 | 0 | 0 |
| McCain, Brice | 0 | 0 | 0 | 0.0 | 0.0 | 0 | 0 | 0 | 0 | 0 | 0 | 0 | 0 | 0 | 0 |
| Palmer, Nate | 0 | 0 | 0 | 0.0 | 0.0 | 0 | 0 | 0 | 0 | 0 | 0 | 0 | 0 | 0 | 0 |
| Reed, Kalan | 0 | 0 | 0 | 0.0 | 0.0 | 0 | 0 | 0 | 0 | 0 | 0 | 0 | 0 | 0 | 0 |
| Riley, Curtis | 0 | 0 | 0 | 0.0 | 0.0 | 0 | 0 | 0 | 0 | 0 | 0 | 0 | 0 | 0 | 0 |
| Trawick, Brynden | 0 | 0 | 0 | 0.0 | 0.0 | 0 | 0 | 0 | 0 | 0 | 0 | 0 | 0 | 0 | 0 |
| Total | 111 | 82 | 29 | 4.0 | 8.0 | 23 | 6 | 0 | 0 | 0 | 0 | 12 | 0 | 0 | 0 |

TITANS POSTSEASON SPECIAL TEAMS STATISTICS

| PLAYER | TACKLES | | | FUMBLES | | BLOCKS | | |
|---------------------|-----------|-----------|----------|----------|----------|----------|----------|----------|
| | Tot | Solo | Asst | FF | FR | PAT | FG | PUNT |
| Bates, Daren | 2 | 2 | 0 | 0 | 0 | 0 | 0 | 0 |
| Searcy, Da'Norris | 2 | 2 | 0 | 0 | 0 | 0 | 0 | 0 |
| Trawick, Brynden | 2 | 2 | 0 | 0 | 0 | 0 | 0 | 0 |
| Smith, Tye | 2 | 1 | 1 | 0 | 0 | 0 | 0 | 0 |
| Supernaw, Phillip | 2 | 1 | 1 | 0 | 0 | 0 | 0 | 0 |
| Fluellen, David | 1 | 1 | 0 | 0 | 0 | 0 | 0 | 0 |
| Searcy, Da'Norris | 1 | 1 | 0 | 0 | 0 | 0 | 0 | 0 |
| TEAM TOTALS: | 12 | 10 | 2 | 0 | 0 | 0 | 0 | 0 |

MISCELLANEOUS STATISTICS

| PLAYER | TACKLES | | | FUMBLES | |
|---------------------|----------|----------|----------|----------|----------|
| | Tot | Solo | Asst | FF | FR |
| Matthews, Rishard | 1 | 1 | 0 | 0 | 0 |
| TEAM TOTALS: | 1 | 1 | 0 | 0 | 0 |

Legend:

Tot Total Tackles
Solo Unassisted Tackles
Asst Assisted Tackles
Sk Quarterback Sacks
Yds Yards Lost on Sack
QB Quarterback Pressure
TFL Tackle for Loss
Int Interceptions
Yds Interception Return Yards
TD Interceptions Return Touchdowns
PD Passes Defensed
FF Forced Fumble
FR Fumble Recoveries
Yds Yards on Fumble Returns

2017 TENNESSEE TITANS PRESEASON STATISTICS

Won 1, Lost 3

| Date | W-L | Score | OT | Opponent | Attendance |
|-------|-----|-------|----|----------------|------------|
| 08/12 | L | 3-7 | | at N.Y. Jets | 77,562 |
| 08/19 | W | 34-27 | | Carolina | 61,159 |
| 08/27 | L | 7-19 | | Chicago | 61,868 |
| 08/31 | L | 6-30 | | at Kansas City | 60,213 |

| Statistic | Tenn. | Opp. |
|--------------------------|----------------|----------------|
| Total First Downs | 68 | 73 |
| Rushing | 26 | 22 |
| Passing | 39 | 43 |
| Penalty | 3 | 8 |
| 3rd Down: Made/Att | 17/59 | 21/52 |
| 3rd Down Pct. | 28.8 | 40.4 |
| 4th Down: Made/Att | 4/7 | 0/1 |
| 4th Down Pct. | 57.1 | 0.0 |
| Possession Avg. | 30:24 | 29:36 |
| Total Net Yards | 1205 | 1380 |
| Avg. Per Game | 301.3 | 345.0 |
| Total Plays | 258 | 243 |
| Avg. Per Play | 4.7 | 5.7 |
| Net Yards Rushing | 455 | 387 |
| Avg. Per Game | 113.8 | 96.8 |
| Total Rushes | 109 | 108 |
| Net Yards Passing | 750 | 993 |
| Avg. Per Game | 187.5 | 248.3 |
| Sacked/Yards Lost | 15/116 | 7/51 |
| Gross Yards | 866 | 1044 |
| Att./Completions | 134/70 | 128/80 |
| Completion Pct. | 52.2 | 62.5 |
| Had Intercepted | 2 | 1 |
| Punts/Average | 27/45.4 | 23/45.0 |
| Net Punting Avg. | 27/38.5 | 23/41.0 |
| Penalties/Yards | 31/283 | 24/168 |
| Fumbles/Ball Lost | 3/2 | 7/5 |
| Touchdowns | 5 | 10 |
| Rushing | 3 | 2 |
| Passing | 2 | 7 |
| Returns | 0 | 1 |

| Score By Periods | Q1 | Q2 | Q3 | Q4 | OT | PTS |
|------------------|----|----|----|----|----|-----|
| Team | 20 | 7 | 9 | 14 | 0 | 50 |
| Opponents | 14 | 28 | 24 | 17 | 0 | 83 |

| Scoring | TD | Rush | Rec | Ret | K-PAT | FG | S | PTS |
|-----------|----|------|-----|-----|-------|-----|---|-----|
| Succop | 0 | 0 | 0 | 0 | 5/5 | 5/7 | 0 | 20 |
| Henry | 3 | 2 | 1 | 0 | | | 0 | 18 |
| Fluellen | 1 | 1 | 0 | 0 | | | 0 | 6 |
| Walker | 1 | 0 | 1 | 0 | | | 0 | 6 |
| Team | 5 | 3 | 2 | 0 | 5/5 | 5/7 | 0 | 50 |
| Opponents | 10 | 2 | 7 | 1 | 9/10 | 4/5 | 1 | 83 |

2-Pt Conv: TM 0-0, OPP 0-0

Sacks: Wallace 1.5, D. Brown 1, Robbins 1, Trawick 1, Woodyard 1, (group) 1, Abdesmad TM 0.5, **TM 7, OPP 15**

FUM/Lost: Cassel 2/1, Tanney 1/1

| Rushing | No. | Yds | Avg | Long | TD |
|------------------|------------|------------|------------|-----------|----------|
| Fluellen | 33 | 161 | 4.9 | 53 | 1 |
| Henry | 33 | 89 | 2.7 | 17t | 2 |
| Judd | 11 | 55 | 5.0 | 40 | 0 |
| Tanney | 4 | 47 | 11.8 | 16 | 0 |
| Mariota | 4 | 27 | 6.8 | 9 | 0 |
| Cassel | 2 | 19 | 9.5 | 12 | 0 |
| Taylor | 5 | 18 | 3.6 | 9 | 0 |
| Murray | 6 | 16 | 2.7 | 5 | 0 |
| Muhammad | 5 | 15 | 3.0 | 5 | 0 |
| Radcliff | 2 | 5 | 2.5 | 4 | 0 |
| Fowler | 2 | 4 | 2.0 | 2 | 0 |
| Ferguson | 2 | -1 | -.5 | 0 | 0 |
| Team | 109 | 455 | 4.2 | 53 | 3 |
| Opponents | 108 | 387 | 3.6 | 43 | 2 |

| Receiving | No. | Yds | Avg | Long | TD |
|------------------|-----------|-------------|-------------|------------|----------|
| McBride | 9 | 130 | 14.4 | 21 | 0 |
| Taylor | 8 | 145 | 18.1 | 48 | 0 |
| J. Smith | 7 | 72 | 10.3 | 20 | 0 |
| Henry | 7 | 46 | 6.6 | 26 | 1 |
| Fluellen | 6 | 60 | 10.0 | 26 | 0 |
| Jennings | 5 | 72 | 14.4 | 23 | 0 |
| Matthews | 4 | 69 | 17.3 | 26 | 0 |
| Douglas | 4 | 55 | 13.8 | 19 | 0 |
| Krause | 4 | 54 | 13.5 | 15 | 0 |
| Amaro | 3 | 31 | 10.3 | 19 | 0 |
| Cunningham | 2 | 39 | 19.5 | 25 | 0 |
| Walker | 2 | 31 | 15.5 | 27 | 1 |
| Mabon | 2 | 25 | 12.5 | 16 | 0 |
| Sharpe | 2 | 22 | 11.0 | 12 | 0 |
| Muhammad | 2 | 11 | 5.5 | 7 | 0 |
| Judd | 1 | 4 | 4.0 | 4 | 0 |
| Bacci | 1 | 3 | 3.0 | 3 | 0 |
| Murray | 1 | -3 | -3.0 | -3 | 0 |
| Team | 70 | 866 | 12.4 | 48 | 2 |
| Opponents | 80 | 1044 | 13.1 | 68t | 7 |

| Interceptions | No. | Yds | Avg | Long | TD |
|------------------|----------|-----------|-------------|-----------|----------|
| Staples | 1 | 19 | 19.0 | 19 | 0 |
| Team | 1 | 19 | 19.0 | 19 | 0 |
| Opponents | 2 | 15 | 7.5 | 15 | 0 |

| Punting | No. | Yds | Avg | Net | TB | In | Lg | B |
|------------------|-----------|-------------|-------------|-------------|----------|-----------|-----------|----------|
| Kern | 24 | 1157 | 48.2 | 38.9 | 1 | 11 | 61 | 1 |
| Gay | 2 | 68 | 34.0 | 34.0 | 0 | 0 | 37 | 0 |
| Team | 27 | 1225 | 45.4 | 38.5 | 1 | 11 | 61 | 1 |
| Opponents | 23 | 1035 | 45.0 | 41.0 | 3 | 8 | 56 | 0 |

| Punt Returns | Ret | FC | Yds | Avg | Long | TD |
|------------------|-----------|----------|------------|-------------|------------|----------|
| Weems | 6 | 2 | 15 | 2.5 | 7 | 0 |
| Jackson | 5 | 1 | 17 | 3.4 | 10 | 0 |
| Team | 11 | 3 | 32 | 2.9 | 10 | 0 |
| Opponents | 13 | 4 | 165 | 12.7 | 76t | 1 |

| Kickoff Returns | No. | Yds | Avg | Long | TD |
|------------------|-----------|------------|-------------|-----------|----------|
| Fluellen | 2 | 33 | 16.5 | 20 | 0 |
| Jackson | 2 | 36 | 18.0 | 23 | 0 |
| Weems | 1 | 28 | 28.0 | 28 | 0 |
| Team | 5 | 97 | 19.4 | 28 | 0 |
| Opponents | 10 | 221 | 22.1 | 38 | 0 |

| Field Goals | 1-19 | 20-29 | 30-39 | 40-49 | 50+ |
|------------------|------------|------------|------------|------------|------------|
| Succop | 0/0 | 0/0 | 2/3 | 2/3 | 1/1 |
| Team | 0/0 | 0/0 | 2/3 | 2/3 | 1/1 |
| Opponents | 0/0 | 0/0 | 1/1 | 3/3 | 0/1 |

Succop: (36G) (34G,34N,50G) (40N) (40G,48G)

TM: (36G) (34G,34N,50G) (40N) (40G,48G)

OPP: (55N) (46G,37G) (41G) (48G)

| Passing | Att | Cmp | Yds | Cmp% | Yds/Att | TD | TD% | Int | Int% | Long | Sack/Lost | Rating |
|------------------|------------|-----------|-------------|-------------|-------------|----------|------------|----------|------------|------------|---------------|--------------|
| Tanney | 67 | 31 | 378 | 46.3 | 5.64 | 0 | 0.0 | 2 | 3.0 | 42 | 10/69 | 51.7 |
| Mariota | 32 | 20 | 269 | 62.5 | 8.41 | 2 | 6.3 | 0 | 0.0 | 48 | 3/28 | 110.0 |
| Cassel | 24 | 15 | 185 | 62.5 | 7.71 | 0 | 0.0 | 0 | 0.0 | 23 | 2/19 | 86.3 |
| Ferguson | 11 | 4 | 34 | 36.4 | 3.09 | 0 | 0.0 | 0 | 0.0 | 13 | 0/0 | 45.3 |
| Team | 134 | 70 | 866 | 52.2 | 6.46 | 2 | 1.5 | 2 | 1.5 | 48 | 15/116 | 71.3 |
| Opponents | 128 | 80 | 1044 | 62.5 | 8.16 | 7 | 5.5 | 1 | 0.8 | 68t | 7/51 | 103.1 |

2017 RECAP

DRAFT

TEAM NOTES

PLAYER NOTES

STATISTICS

ROSTERS

2017 TENNESSEE TITANS PRESEASON DEFENSIVE STATISTICS

| PLAYER | TACKLES | | | SACKS | | TFL | INTERCEPTIONS | | | | | FUMBLES | | |
|---------------------|------------|------------|-----------|----------|-----------|-----------|---------------|-----------|-----------|----------|-----------|----------|----------|----------|
| | Tot | Solo | Asst | Sk | Yds | | No | Yds | Lg | TD | PD | FF | FR | Yds |
| Brown, Jayon | 13 | 10 | 3 | 0 | 0 | 2 | 0 | 0 | 0 | 0 | 1 | 0 | 0 | 0 |
| Bates, Daren | 10 | 8 | 2 | 0 | 0 | 0 | 0 | 0 | 0 | 0 | 0 | 0 | 1 | 0 |
| Palmer, Nate | 10 | 8 | 2 | 0 | 0 | 0 | 0 | 0 | 0 | 0 | 0 | 0 | 0 | 0 |
| Byard, Kevin | 9 | 8 | 1 | 0 | 0 | 2 | 0 | 0 | 0 | 0 | 0 | 0 | 1 | 8 |
| Johnson, Denzel | 9 | 8 | 1 | 0 | 0 | 0 | 0 | 0 | 0 | 0 | 0 | 0 | 0 | 0 |
| Carraway, Josh | 9 | 7 | 2 | 0 | 0 | 2 | 0 | 0 | 0 | 0 | 0 | 0 | 0 | 0 |
| Reed, Kalan | 9 | 6 | 3 | 0 | 0 | 0 | 0 | 0 | 0 | 0 | 3 | 0 | 0 | 0 |
| Wallace, Aaron | 8 | 7 | 1 | 1.5 | 13.5 | 2 | 0 | 0 | 0 | 0 | 0 | 1 | 0 | 0 |
| Hurst, Demontre | 7 | 5 | 2 | 0 | 0 | 0 | 0 | 0 | 0 | 0 | 0 | 0 | 0 | 0 |
| Sims, LeShaun | 7 | 4 | 3 | 0 | 0 | 0 | 0 | 0 | 0 | 0 | 1 | 0 | 0 | 0 |
| Boykins, Jeremy | 6 | 6 | 0 | 0 | 0 | 0 | 0 | 0 | 0 | 0 | 2 | 0 | 0 | 0 |
| Robbins, Cameron | 6 | 3 | 3 | 1 | 1 | 2 | 0 | 0 | 0 | 0 | 0 | 0 | 0 | 0 |
| Staples, Justin | 6 | 3 | 3 | 0 | 0 | 0 | 1 | 19 | 19 | 0 | 1 | 1 | 1 | 0 |
| Staten, Jimmy | 6 | 2 | 4 | 0 | 0 | 0 | 0 | 0 | 0 | 0 | 0 | 0 | 1 | 0 |
| Jackson, Adoree' | 5 | 5 | 0 | 0 | 0 | 0 | 0 | 0 | 0 | 0 | 0 | 0 | 0 | 0 |
| Dodd, Kevin | 5 | 4 | 1 | 0 | 0 | 1 | 0 | 0 | 0 | 0 | 0 | 0 | 1 | 0 |
| Smith, D'Joun | 5 | 4 | 1 | 0 | 0 | 0 | 0 | 0 | 0 | 0 | 0 | 0 | 0 | 0 |
| Smith, Tye | 5 | 4 | 1 | 0 | 0 | 0 | 0 | 0 | 0 | 0 | 1 | 0 | 0 | 0 |
| Woodyard, Wesley | 5 | 4 | 1 | 1 | 9 | 3 | 0 | 0 | 0 | 0 | 0 | 0 | 0 | 0 |
| Searcy, Da'Norris | 5 | 3 | 2 | 0 | 0 | 0 | 0 | 0 | 0 | 0 | 0 | 0 | 0 | 0 |
| Ryan, Logan | 4 | 4 | 0 | 0 | 0 | 0 | 0 | 0 | 0 | 0 | 0 | 1 | 0 | 0 |
| Brown, DeAngelo | 4 | 3 | 1 | 1 | 7 | 3 | 0 | 0 | 0 | 0 | 0 | 0 | 0 | 0 |
| Williamson, Avery | 4 | 3 | 1 | 0 | 0 | 1 | 0 | 0 | 0 | 0 | 0 | 0 | 0 | 0 |
| Walden, Erik | 4 | 1 | 3 | 0 | 0 | 0 | 0 | 0 | 0 | 0 | 0 | 0 | 0 | 0 |
| McCain, Brice | 3 | 3 | 0 | 0 | 0 | 0 | 0 | 0 | 0 | 0 | 0 | 0 | 0 | 0 |
| Blackson, Angelo | 3 | 2 | 1 | 0 | 0 | 0 | 0 | 0 | 0 | 0 | 0 | 0 | 0 | 0 |
| Jones, DaQuan | 3 | 2 | 1 | 0 | 0 | 0 | 0 | 0 | 0 | 0 | 0 | 0 | 0 | 0 |
| Woods, Antwaun | 3 | 2 | 1 | 0 | 0 | 0 | 0 | 0 | 0 | 0 | 0 | 0 | 0 | 0 |
| Cyprien, Johnathan | 3 | 1 | 2 | 0 | 0 | 0 | 0 | 0 | 0 | 0 | 0 | 0 | 0 | 0 |
| Johnson, Austin | 3 | 1 | 2 | 0 | 0 | 0 | 0 | 0 | 0 | 0 | 1 | 0 | 0 | 0 |
| Casey, Jurrell | 2 | 2 | 0 | 0 | 0 | 0 | 0 | 0 | 0 | 0 | 0 | 0 | 0 | 0 |
| Williams, Sylvester | 2 | 2 | 0 | 0 | 0 | 0 | 0 | 0 | 0 | 0 | 0 | 0 | 0 | 0 |
| Abdesmad, Mehdi | 2 | 0 | 2 | 0.5 | 4.5 | 0 | 0 | 0 | 0 | 0 | 0 | 0 | 0 | 0 |
| Riley, Curtis | 2 | 0 | 2 | 0 | 0 | 0 | 0 | 0 | 0 | 0 | 0 | 0 | 0 | 0 |
| Trawick, Brynden | 1 | 1 | 0 | 1 | 11 | 1 | 0 | 0 | 0 | 0 | 0 | 0 | 0 | 0 |
| Brown, Kourtnai | 1 | 0 | 1 | 0 | 0 | 0 | 0 | 0 | 0 | 0 | 0 | 0 | 0 | 0 |
| Klug, Karl | 0 | 0 | 0 | 0 | 0 | 0 | 0 | 0 | 0 | 0 | 1 | 0 | 0 | 0 |
| Team | 0 | 0 | 0 | 1 | 5 | 0 | 0 | 0 | 0 | 0 | 0 | 0 | 0 | 0 |
| Total | 189 | 136 | 53 | 7 | 51 | 19 | 1 | 19 | 19 | 0 | 11 | 3 | 5 | 8 |

TITANS PRESEASON SPECIAL TEAMS STATISTICS

| PLAYER | TACKLES | | | FUMBLES | | BLOCKS | | |
|---------------------|-----------|-----------|-----------|----------|----------|----------|----------|----------|
| | Tot | Solo | Asst | FF | FR | PAT | FG | PUNT |
| Amaro, Jace | 2 | 2 | 0 | 0 | 0 | 0 | 0 | 0 |
| Bates, Daren | 2 | 1 | 1 | 0 | 0 | 0 | 0 | 0 |
| Brinkley, Beau | 2 | 1 | 1 | 0 | 0 | 0 | 0 | 0 |
| Cunningham, Jerome | 2 | 1 | 1 | 0 | 0 | 0 | 0 | 0 |
| Trawick, Brynden | 2 | 1 | 1 | 0 | 0 | 0 | 0 | 0 |
| Weems, Eric | 2 | 1 | 1 | 0 | 0 | 0 | 0 | 0 |
| Supernaw, Phillip | 2 | 0 | 2 | 0 | 0 | 0 | 0 | 0 |
| Bacci, Joe | 1 | 1 | 0 | 0 | 0 | 0 | 0 | 0 |
| Fluellen, David | 1 | 1 | 0 | 0 | 0 | 0 | 0 | 0 |
| Johnson, Denzel | 1 | 1 | 0 | 0 | 0 | 0 | 0 | 0 |
| Judd, Akeem | 1 | 1 | 0 | 0 | 0 | 0 | 0 | 0 |
| Searcy, Da'Norris | 1 | 1 | 0 | 0 | 0 | 0 | 0 | 0 |
| Sims, LeShaun | 1 | 1 | 0 | 0 | 0 | 0 | 0 | 0 |
| Brown, Jayon | 1 | 0 | 1 | 0 | 0 | 0 | 0 | 0 |
| McBride, Tre | 1 | 0 | 1 | 0 | 0 | 0 | 0 | 0 |
| McCain, Brice | 1 | 0 | 1 | 0 | 0 | 0 | 0 | 0 |
| Semisich, Tim | 1 | 0 | 1 | 0 | 0 | 0 | 0 | 0 |
| Staples, Justin | 1 | 0 | 1 | 0 | 0 | 0 | 0 | 0 |
| Taylor, Taywan | 1 | 0 | 1 | 0 | 0 | 0 | 0 | 0 |
| TEAM TOTALS: | 26 | 13 | 13 | 0 | 0 | 0 | 0 | 0 |

MISCELLANEOUS STATISTICS

| PLAYER | TACKLES | | | FUMBLES | |
|---------------------|----------|----------|----------|----------|----------|
| | Tot | Solo | Asst | FF | FR |
| Kelly, Dennis | 1 | 1 | 0 | 0 | 0 |
| Marz, Tyler | 1 | 1 | 0 | 0 | 0 |
| Fluellen, David | 1 | 0 | 0 | 0 | 0 |
| Levin, Corey | 1 | 0 | 1 | 0 | 0 |
| Mabon, KeVonn | 1 | 0 | 1 | 0 | 0 |
| Cassel, Matt | 0 | 0 | 0 | 0 | 1 |
| TEAM TOTALS: | 5 | 2 | 2 | 0 | 1 |

Legend:

Tot Total Tackles
Solo Unassisted Tackles
Asst Assisted Tackles
Sk Quarterback Sacks
Yds Yards Lost on Sack
QBP Quarterback Pressure
TFL Tackle for Loss
Int Interceptions
Yds Interception Return Yards
TD Interceptions Return Touchdowns
PD Passes Defensed
FF Forced Fumble
FR Fumble Recoveries
Yds Yards on Fumble Returns

REGULAR SEASON: THE LAST TIME THE TENNESSEE TITANS ...

GAMES WON

WON BY SCORING IN THE LAST TWO MINUTES OF REGULATION

By Titans—DeMarco Murray 7-yard pass from Marcus Mariota with 0:36 remaining, vs. Cincinnati, 11/12/17 (W)

By Opponents—Robbie Gould 45-yard field goal, at San Francisco, 12/17/17 (L)

WON OVERTIME GAME

By Titans—Tennessee 12, at Cleveland 9, 10/22/17 (W)

By Opponents—vs. Arizona 37, Tennessee 34, 12/15/13 (L)

WON BY 20 OR MORE POINTS

By Titans—Tennessee 37, at Jacksonville 16, 9/17/17 (W)

By Opponents—at Pittsburgh 40, Tennessee 17, 11/16/17 (L)

WON BY SHUTOUT

By Titans—Tennessee 31, vs. Dallas 0, 12/25/00 (W)

By Opponents—at Houston 20, Tennessee 0, 11/28/10 (L)

TEAM SCORING

SCORED 50 POINTS

By Titans—*Never in Titans era (since 1999)*

By Oilers—Houston 58, vs. Cleveland 14, 12/9/90 (W)

By Opponents—at Houston 57, Tennessee 14, 10/1/17 (L)

SCORED 40 POINTS

By Titans—Tennessee 47, vs. Green Bay 25, 11/13/16 (W)

By Opponents—at Pittsburgh 40, Tennessee 17, 11/16/17 (L)

SCORED 20 POINTS IN A QUARTER

By Titans—21 points in fourth quarter, vs. Indianapolis, 10/16/17 (W)

By Opponents—20 points in fourth quarter, at Houston, 10/1/17 (L)

SCORED 30 POINTS IN A HALF

By Titans—31 points in second half, at Jacksonville, 9/17/17 (W)

By Opponents—30 points in first half, at Houston, 10/1/17 (L)

SCORED TOUCHDOWNS ON OFFENSE, DEFENSE AND SPECIAL TEAMS

By Titans—One rushing, two interception returns, two punt returns, vs. Jacksonville, 12/30/12 (W)

By Opponents—Four passing, one interception return, two punt returns, at Oakland, 9/29/02 (L)

SCORED A TOUCHDOWN ON FIRST OFFENSIVE POSSESSION

By Titans—DeMarco Murray 2-yard run, vs. Cincinnati, 11/12/17 (W)

By Opponents—Antonio Brown 41-yard reception, at Pittsburgh, 11/16/17 (L)

TEAM YARDAGE TOTALS

500 TOTAL NET YARDS

By Titans—vs. Arizona (532 yards), 11/29/09 (W)

By Opponents—at Denver (551 yards), 12/8/13 (L)

400 TOTAL NET YARDS

By Titans—vs. Cincinnati (416 yards), 11/12/17 (W)

By Opponents—vs. Los Angeles Rams (402 yards), 12/24/17 (L)

TEAM DEFENSE

HELD OPPONENT WITHOUT A TOUCHDOWN

By Titans—Tennessee 7, at Arizona 12, 12/10/17 (L)

By Opponents—Tennessee 12, at Cleveland 9, 10/22/17 (W)

HELD OPPONENT TO 200 OR FEWER NET YARDS OF OFFENSE

By Titans—at Miami (178 net yards), 10/8/17 (L)

By Opponents—at Miami (188 net yards), 10/8/17 (L)

HELD OPPONENT TO 50 OR FEWER YARDS RUSHING

By Titans—vs. Houston (46 yards), 1/1/17 (W)

By Opponents—vs. Houston (30 yards), 12/27/15 (L)

HELD OPPONENT TO 100 OR FEWER NET YARDS PASSING

By Titans—at Miami (78 net yards), 10/8/17 (L)

By Opponents—vs. Denver (73 net yards), 12/11/16 (W)

SEVEN OR MORE SACKS BY TEAM

By Titans—at Arizona (8 sacks), 12/10/17 (L)

By Opponents—at Houston (7 sacks), 11/1/15 (L)

SIX OR MORE SACKS BY TEAM

By Titans—at Arizona (8 sacks), 12/10/17 (L)

By Opponents—at Miami (6 sacks), 10/8/17 (L)

FIVE OR MORE SACKS BY TEAM

By Titans—at Arizona (8 sacks), 12/10/17 (L)

By Opponents—at Pittsburgh (5 sacks), 11/16/17 (L)

FORCED FIVE OR MORE OPPONENT TURNOVERS

By Titans—vs. N.Y. Jets (4 interceptions, 1 fumble), 12/17/12 (W)

By Opponents—at Houston (4 interceptions, 1 fumble), 10/1/17 (L)

FORCED FOUR OR MORE OPPONENT TURNOVERS

By Titans—vs. Jacksonville (2 interceptions, 2 fumbles), 12/31/17 (W)

By Opponents—at Pittsburgh (4 interceptions), 11/16/17 (L)

SPECIAL TEAMS

KICKOFF RETURNED FOR TOUCHDOWN

By Titans—Darius Reynaud (105 yards) vs. Detroit, 9/23/12 (W)

By Opponents—Josh Huff (107 yards) at Philadelphia, 11/23/14 (L)

OPENING KICKOFF RETURNED FOR TOUCHDOWN

By Titans—Derrick Mason (101 yards) at Cincinnati, 11/18/01 (W)

By Opponents—Josh Huff (107 yards) at Philadelphia, 11/23/14 (L)

PUNT RETURNED FOR TOUCHDOWN

By Titans—Darius Reynaud (twice—69 yards and 81 yards) vs. Jacksonville, 12/30/12 (W)

By Opponents—Jakeem Grant (74 yards) at Miami, 10/9/16 (W)

FIELD GOAL BLOCKED

By Titans—Brian Orakpo at New Orleans (Kai Forbath), 11/8/15 (W)

By Opponents—T.J. Watt at Pittsburgh (Ryan Succop), 11/16/17 (L)

FIELD GOAL BLOCKED, RETURNED FOR TD

By Titans—Donald Mitchell (69 yards) at Detroit (Jason Hanson's FG blocked by Henry Ford), 10/21/01 (W)

By Opponents—Rob Morris (68 yards) at Indianapolis (Gary Anderson's FG blocked by Montae Reagar), 12/5/04 (L)

PUNT BLOCKED

By Titans—Tim Shaw vs. Pittsburgh (Drew Butler), 10/11/12 (W)

By Opponents—Tank Carder vs. Cleveland (Brett Kern), 10/5/14 (L)

PUNT BLOCKED AND RETURNED FOR TD

By Titans—Jason McCourty vs. Indianapolis (Pat McAfee's punt blocked by Patrick Bailey and recovered in end zone by McCourty), 10/30/11 (W)

By Opponents—Mike Harris (19 yards) vs. Jacksonville (Brett Kern's punt blocked by Mike Harris), 12/30/12 (W)

FIVE FIELD GOALS

By Titans—Ryan Succop (5) vs. Indianapolis, 10/16/17 (W)

By Opponents—Robbie Gould (6) at San Francisco, 12/17/17 (L)

FOUR FIELD GOALS

By Titans—Ryan Succop at Cleveland, 10/22/17 (W)

By Opponents—Robbie Gould (6) at San Francisco, 12/17/17 (L)

THREE FIELD GOALS

By Titans—Ryan Succop (3) vs. Jacksonville, 12/31/17 (W)

By Opponents—Robbie Gould (6) at San Francisco, 12/17/17 (L)

SUCCESSFUL ONSIDE KICK

By Titans—Rob Bironas kicks and Daimion Stafford recovers, vs. Arizona, 12/15/13 (L)

By Opponents—Connor Barth kicks and Adrian

REGULAR SEASON: THE LAST TIME THE TENNESSEE TITANS ...

Amos recovers, at Chicago, 11/27/16 (W)

MISSED PAT

By Titans—Ryan Succop vs. Jacksonville (blocked), 12/31/17 (W)

By Opponents—Sam Ficken, vs. Los Angeles Rams, 12/24/17 (L)

TWO-POINT CONVERSIONS

TWO-POINT CONVERSION MADE

By Titans—Dexter McCluster (pass from Marcus Mariota) at N.Y. Jets, 12/13/15 (L)

By Opponents—Blake Bortles run vs. Jacksonville, 10/27/16 (W)

TWO-POINT CONVERSION FAILED

By Titans—at Kansas City (pass failed), 12/18/16 (W)

By Opponents—vs. Seattle (pass failed), 9/24/17 (W)

INDIVIDUAL OFFENSIVE PERFORMANCES

INDIVIDUAL WITH 200 SCRIMMAGE YARDS

By Titans—Kenny Britt (225 yards) vs. Philadelphia, 10/24/10 (W)

By Opponents—Todd Gurley (276 yards), vs. Los Angeles Rams, 12/24/17 (L)

RUSHING TOUCHDOWN AND RECEIVING TOUCHDOWN

By Titans—DeMarco Murray (two rushing, one receiving) vs. Cincinnati, 11/12/17 (W)

By Opponents—Lamar Miller, at Houston, 10/1/17 (L)

RUSHING TOUCHDOWN AND PASSING TOUCHDOWN

By Titans—Marcus Mariota vs. Houston, 12/3/17 (W)

By Opponents—Deshaun Watson, at Houston, 10/1/17 (L)

INDIVIDUAL RUSHING

200 YARDS RUSHING

By Titans—Chris Johnson (228 yards) vs. Jacksonville, 11/1/09 (W)

By Opponents—Le'Veon Bell (204 yards) vs. Pittsburgh, 11/17/14 (L)

150 YARDS RUSHING

By Titans—Chris Johnson (150 yards) at St. Louis, 11/3/13 (W)

By Opponents—Melvin Gordon (196 yards) at San Diego, 11/6/16 (L)

100 YARDS RUSHING

By Titans—Derrick Henry (109 yards) vs. Houston, 12/3/17 (W)

By Opponents—Todd Gurley (118 yards), vs. Los Angeles Rams, 12/24/17 (L)

CONSECUTIVE 100-YARD RUSHING GAMES

By Titans—DeMarco Murray vs. Indianapolis

(107 yards), 10/23/16 (L), vs. Jacksonville (123 yards), 10/27/16 (W)

30 OR MORE CARRIES

By Titans—Chris Johnson (32 att) at New York Giants, 9/26/10 (W)

By Opponents—Melvin Gordon (32 carries) at San Diego, 11/6/16 (L)

RUSHING PLAY OF 80 OR MORE YARDS

By Titans—Marcus Mariota (87 yards) vs. Jacksonville, 12/6/15 (W)

By Opponents—Donald Brown, (80 yards) at Indianapolis, 12/18/11 (L)

RUSHING PLAY OF 50 OR MORE YARDS

By Titans—Derrick Henry (75 yards) vs. Houston, 12/3/17 (W)

By Opponents—Tyreek Hill (68 yards) at Kansas City, 12/18/16 (W)

THREE TOUCHDOWNS RUSHING

By Titans—LenDale White at Kansas City, 10/19/08 (W)

By Opponents—Corey Dillon (4) at Cincinnati, 12/4/97 (L)

TWO TOUCHDOWNS RUSHING

By Titans—DeMarco Murray vs. Cincinnati, 11/12/17 (W)

By Opponents—Frank Gore vs. Indianapolis, 9/27/15 (L)

INDIVIDUAL PASSING

400 YARDS PASSING

By Titans—Ryan Fitzpatrick (402 yards) vs. Arizona, 12/15/13 (L)

By Opponents—Tony Romo (406 yards) at Dallas, 10/10/10 (W)

300 YARDS PASSING

By Titans—Marcus Mariota (306 yards) at Pittsburgh, 11/16/17 (L)

By Opponents—Jared Goff (301 yards), vs. Los Angeles Rams, 12/24/17 (L)

CONSECUTIVE 300-YARD PASSING GAMES

By Titans—Matt Hasselbeck vs. Baltimore (358 yards), 9/18/11 (W), vs. Denver (311 yards), 9/25/11 (W)

FIVE TOUCHDOWN PASSES

By Titans—Steve McNair vs. Jacksonville, 12/26/99 (W)

By Opponents—Blake Bortles vs. Jacksonville, 12/6/15 (W)

FOUR TOUCHDOWN PASSES

By Titans—Marcus Mariota vs. Green Bay, 11/13/16 (W)

By Opponents—Jared Goff, vs. Los Angeles Rams, 12/24/17 (L)

50 OR MORE PASS ATTEMPTS

By Titans—Zach Mettenberger (51 att) vs. Houston, 12/27/15 (L)

By Opponents—Joe Flacco (52 att) vs. Baltimore, 11/5/17 (W)

40 OR MORE PASS ATTEMPTS

By Titans—Marcus Mariota (44 att) vs. Cincinnati, 11/12/17 (W)

By Opponents—Jimmy Garoppolo (43 att) at San Francisco, 12/17/17 (L)

30 OR MORE COMPLETIONS

By Titans—Ryan Fitzpatrick (36 comp) vs. Arizona, 12/15/13 (L)

By Opponents—Jimmy Garoppolo (31 comp) at San Francisco, 12/17/17 (L)

NO SACKS ALLOWED

By Titans—at Indianapolis, 11/26/17 (W)

By Opponents—at Chicago, 11/27/16 (W)

COMPLETION OF 80 OR MORE YARDS

By Titans—Zach Mettenberger (80 yards) vs. Pittsburgh, 11/17/14, (L)

By Opponents—Jared Goff (80 yards), vs. Los Angeles Rams, 12/24/17 (L)

COMPLETION OF 50 OR MORE YARDS

By Titans—Marcus Mariota (66 yards) vs. Jacksonville, 12/31/17 (W)

By Opponents—Jared Goff (80 yards), vs. Los Angeles Rams, 12/24/17 (L)

INDIVIDUAL RECEIVING

200 YARDS RECEIVING

By Titans—Kenny Britt (225 yards) vs. Philadelphia, 10/24/10 (W)

By Opponents—DeAndre Hopkins (238 yards) at Houston, 11/30/14 (L)

150 YARDS RECEIVING

By Titans—Delanie Walker (155 yards) at Philadelphia, 11/23/14 (L)

By Opponents—Todd Gurley (158 yards), vs. Los Angeles Rams, 12/24/17 (L)

100 YARDS RECEIVING

By Titans—Rishard Matthews (113 yards) at Pittsburgh, 11/16/17 (L)

By Opponents—Todd Gurley (158 yards), vs. Los Angeles Rams, 12/24/17 (L)

CONSECUTIVE 100-YARD RECEIVING GAMES

By Titans—Nate Washington vs. San Diego (131 yards), 9/22/13 (W), vs. New York Jets (105 yards), 9/29/13 (W)

10 OR MORE RECEPTIONS

By Titans—Delanie Walker (10 rec.) vs. Dallas, 9/14/14 (L)

By Opponents—Todd Gurley (10 rec.), vs. Los Angeles Rams, 12/24/17 (L)

RECEPTION OF 80 OR MORE YARDS

By Titans—Nate Washington (80 yards) vs. Pittsburgh, 11/17/14, (L)

By Opponents—Todd Gurley (80 yards), vs. Los Angeles Rams, 12/24/17 (L)

RECEPTION OF 50 OR MORE YARDS

By Titans—Derrick Henry (66 yards) vs. Jacksonville, 12/31/17 (W)

By Opponents—Todd Gurley (80 yards), vs. Los Angeles Rams, 12/24/17 (L)

REGULAR SEASON: THE LAST TIME THE TENNESSEE TITANS ...

THREE TOUCHDOWN RECEPTIONS

By Titans—Kenny Britt vs. Philadelphia, 10/24/10 (W)

By Opponents—Antonio Brown at Pittsburgh, 11/16/17 (L)

TWO TOUCHDOWN RECEPTIONS

By Titans—Rishard Matthews at San Diego, 11/6/16 (L)

By Opponents—Todd Gurley, vs. Los Angeles Rams, 12/24/17 (L)

COMBINED OFFENSIVE PERFORMANCES BY TEAMMATES

100-YARD RUSHER AND 100-YARD RECEIVER IN A GAME

By Titans—DeMarco Murray (123 rush) and Delanie Walker (124 rec.) vs. Green Bay, 11/13/16 (W)

By Opponents—Chris Ivory (101 ru.) and Brandon Marshall (125 rec.) at New York Jets, 12/13/15 (L)

By One Player (Opponent)—Todd Gurley (118 rush and 158 receiving), vs. Los Angeles Rams, 12/24/17 (L)

100-YARD RUSHER, 100-YARD RECEIVER AND 300-YARD PASSER IN A GAME

By Titans—Chris Johnson (154 ru.), Kenny Britt (128 rec.) and Vince Young (387 pass.) vs. Arizona, 11/29/09 (W)

By Opponents—Todd Gurley (118 ru. and 158 rec.) and Jared Goff (301 pass.), vs. Los Angeles Rams, 12/24/17 (L)

300-YARD PASSER AND 100-YARD RECEIVER IN A GAME

By Titans—Marcus Mariota (306 pass.) and Rishard Matthews (113 rec.) at Pittsburgh, 11/16/17 (L)

By Opponents—Jared Goff (301 pass.) and Todd Gurley (158 rec.), vs. Los Angeles Rams, 12/24/17 (L)

100-YARD RUSHER AND 300-YARD PASSER IN A GAME

By Titans—Marcus Mariota (306 pass.) and Derrick Henry (131 ru.) vs. Indianapolis, 10/16/17 (W)

By Opponents—Jared Goff (301 pass.) and Todd Gurley (118 ru.), vs. Los Angeles Rams, 12/24/17 (L)

TWO 100-YARD RUSHERS IN A GAME

By Titans—Chris Johnson (125 yards) and LenDale White (106 yards) at Detroit, 11/27/08 (W)

By Opponents—Arian Foster (115 yards) and Ben Tate (104 yards) vs. Houston, 10/23/11 (L)

TWO 100-YARD RECEIVERS IN A GAME

By Titans—Justin Hunter (109 yards) and Kendall Wright (103 yards) at Oakland, 11/24/13 (W)

By Opponents—Emmanuel Sanders (100 yards) and Demaryius Thomas (126 yards) vs. Denver, 12/11/16 (W)

INDIVIDUAL DEFENSE

INTERCEPTION RETURNED FOR TOUCHDOWN

By Titans—Coty Sensabaugh (26 yards) at Tampa Bay, 9/13/15 (W)

By Opponents—John Simon (26 yards) vs. Indianapolis, 10/16/17 (W)

FUMBLE RETURNED FOR TOUCHDOWN

By Titans—Wesley Woodyard (4 yards) vs. Los Angeles Rams, 12/24/17 (L)

By Opponents—Yannick Ngakoue (67 yards) vs. Jacksonville, 12/31/17 (W)

SAFETY SCORED

By Titans—Jets quarterback Geno Smith penalized for intentional grounding in the end zone, vs. N.Y. Jets, 12/14/14 (L)

By Opponents—DeMarco Murray tackled in end zone at Detroit, 9/18/16 (W)

THREE INTERCEPTIONS

By Titans—Kevin Byard (3) at Cleveland, 10/22/17 (W)

By Opponents—Glover Quin (3) at Houston, 11/28/10 (L)

TWO INTERCEPTIONS

By Titans—Kevin Byard (2) vs. Jacksonville, 12/31/17 (W)

By Opponents—Andre Hal at Houston, 10/1/17 (L)

THREE SACKS

By Titans—Jason Jones (3.5) vs. Pittsburgh, 12/21/08 (W)

By Opponents—Muhammad Wilkerson at N.Y. Jets, 12/13/15 (L)

POSTSEASON: THE LAST TIME THE TENNESSEE TITANS ...

GAMES WON (PLAYOFFS)

WON BY SCORING IN THE LAST TWO MINUTES OF REGULATION

By Titans—Gary Anderson 46-yard field goal with 0:29 remaining, at Baltimore, 1/3/04 (W)

By Opponents—Matt Stover 43-yard field goal with 0:53 remaining, vs. Baltimore, 1/10/09 (L)

WON OVERTIME GAME

By Titans—Tennessee 34, vs. Pittsburgh 31, 1/11/03 (W)

By Opponents—at Buffalo 41, Houston 38, 1/3/93 (L)

WON BY 20 OR MORE POINTS

By Titans/Oilers—Never Happened

By Opponents—at New England 35, Tennessee 14, 1/13/18 (L)

WON BY SHUTOUT

By Titans/Oilers—Never Happened

By Opponents—Never Happened

TEAM SCORING (PLAYOFFS)

SCORED 50 POINTS

By Titans/Oilers—Never Happened

By Opponents—at Oakland 56, Houston 7, 12/21/69 (L)

SCORED 40 POINTS

By Titans/Oilers—Never Happened

By Opponents—at Oakland 41, Tennessee 24, 1/19/03 (L)

SCORED 20 POINTS IN A QUARTER

By Titans—Never in Titans era (since 1999)

By Oilers—21 points in second quarter, at Buffalo, 1/3/93 (L)

By Opponents—21 points in second quarter, at New England, 1/13/18 (L)

SCORED 30 POINTS IN A HALF

By Titans/Oilers—Never Happened

By Opponents—35 points in second half, at Buffalo, 1/3/93 (L)

SCORED TOUCHDOWNS ON OFFENSE, DEFENSE AND SPECIAL TEAMS

By Titans/Oilers—Never Happened

By Opponents—Never Happened

SCORED A TOUCHDOWN ON FIRST OFFENSIVE POSSESSION

By Titans—Chris Brown 6-yard run, at Baltimore, 1/3/04 (W)

By Opponents—Bethel Johnson 41-yard pass from Tom Brady, at New England, 1/10/04 (L)

TEAM YARDAGE TOTALS (PLAYOFFS)

500 TOTAL NET YARDS

By Titans/Oilers—Never Happened

By Opponents—Never Happened

400 TOTAL NET YARDS

By Titans—vs. Pittsburgh (430 yards), 1/11/03 (W)

By Opponents—at New England (438 yards), 1/13/18 (L)

POSTSEASON: THE LAST TIME THE TENNESSEE TITANS ...

TEAM DEFENSE (PLAYOFFS)

HELD OPPONENT WITHOUT A TOUCHDOWN

- By Titans**—Never in Titans era (since 1999)
By Oilers—Houston 10, at San Diego 3, 12/24/61 (W)
By Opponents—at San Diego 17, Tennessee 6, 1/6/08 (L)

HELD OPPONENT TO 200 OR FEWER NET YARDS OF OFFENSE

- By Titans**—vs. Baltimore (134 net yards), 1/7/01 (L)
By Opponents—vs. Buffalo (194 net yards), 1/8/00 (W)

HELD OPPONENT TO 50 OR FEWER YARDS RUSHING

- By Titans**—vs. Baltimore (50 yards), 1/10/09 (L)
By Opponents—vs. Kansas City (39 yards), 1/16/94 (L)

HELD OPPONENT TO 100 OR FEWER NET YARDS PASSING

- By Titans**—vs. Buffalo (97 net yards), 1/8/00 (W)
By Opponents—vs. Buffalo (55 net yards), 1/8/00 (W)

SEVEN OR MORE SACKS BY TEAM

- By Titans/Oilers**—Never Happened
By Opponents—at New England (8 sacks), 1/13/18 (L)

SPECIAL TEAMS (PLAYOFFS)

KICKOFF RETURNED FOR TOUCHDOWN

- By Titans**—Derrick Mason (80 yards) at Jacksonville, 1/23/00 (W)
By Opponents—Never Happened

RETURNED OPENING KICKOFF FOR TOUCHDOWN

- By Titans/Oilers**—Never Happened
By Opponents—Never Happened

PUNT RETURNED FOR TOUCHDOWN

- By Titans/Oilers**—Never Happened
By Opponents—Never Happened

FIELD GOAL BLOCKED

- By Titans/Oilers**—Never Happened
By Opponents—Richard Seymour at New England (Gary Anderson), 1/10/04 (L)

FIELD GOAL BLOCKED, RETURNED FOR TD

- By Titans/Oilers**—Never Happened
By Opponents—Anthony Mitchell (90 yards) vs. Baltimore (Al Del Greco's FG blocked by Keith Washington), 1/7/01 (L)

PUNT BLOCKED

- By Titans**—Chris Coleman vs. Baltimore (Kyle Richardson, twice), 1/7/01 (L)
By Opponents—Jerry Olsavsky vs. Pittsburgh (Greg Montgomery), 12/31/89 (L)

PUNT BLOCKED AND RETURNED FOR TD

- By Titans/Oilers**—Never Happened
By Opponents—Never Happened

FIVE FIELD GOALS

- By Titans/Oilers**—Never Happened
By Opponents—Never Happened

FOUR FIELD GOALS

- By Titans**—Al Del Greco at Indianapolis, 1/16/00 (W)
By Opponents—Gary Anderson (OT) vs. Pittsburgh, 12/31/89 (L)

THREE FIELD GOALS

- By Titans**—Al Del Greco (4) at Indianapolis, 1/16/00 (W)
By Opponents—Jeff Reed vs. Pittsburgh, 1/11/03 (W)

MISSED PAT (KICK)

- By Titans/Oilers**—Never Happened
By Opponents—David Treadwell (Wide Left) at Denver, 1/4/92 (L)

TWO-POINT CONVERSIONS (PLAYOFFS)

TWO-POINT CONVERSION MADE

- By Titans/Oilers**—Never Happened
By Opponents—Plaxico Burress (pass from Hines Ward) vs. Pittsburgh, 1/11/03 (W)

TWO-POINT CONVERSION FAILED

- By Titans**—at Kansas City (two passes failed), 1/6/18 (W)
By Opponents—vs. Buffalo (pass incomplete), 1/8/00 (W)

INDIVIDUAL OFFENSIVE PERFORMANCES (PLAYOFFS)

INDIVIDUAL WITH 200 SCRIMMAGE YARDS

- By Titans/Oilers**—Never Happened
By Opponents—Never Happened

RUSHING TOUCHDOWN AND RECEIVING TOUCHDOWN

- By Titans**—Never in Titans era (since 1999)
By Oilers—Allen Pinkett at Cleveland, 12/24/88 (W)
By Opponents—James White at New England, 1/13/18 (L)

RUSHING TOUCHDOWN AND PASSING TOUCHDOWN

- By Titans**—Steve McNair at Oakland, 1/19/03 (L)
By Opponents—Rich Gannon at Oakland, 1/19/03 (L)

INDIVIDUAL RUSHING (PLAYOFFS)

200 YARDS RUSHING

- By Titans/Oilers**—Never Happened
By Opponents—Never Happened

150 YARDS RUSHING

- By Titans**—Derrick Henry (156 yards) at Kansas City, 1/6/18 (W)
By Opponents—Paul Lowe (165 yards) vs. Los Angeles Chargers, 1/1/61 (W)

100 YARDS RUSHING

- By Titans**—Derrick Henry (156 yards) at Kansas City, 1/6/18 (W)
By Opponents—Fred Taylor (110 yards) at Jacksonville, 1/23/00 (W)

CONSECUTIVE 100-YARD RUSHING GAMES

- By Titans**—Eddie George vs. Buffalo (106 yards), 1/8/00 (W), at Indianapolis (162 yards), 1/16/00 (W)

30 OR MORE CARRIES

- By Titans/Oilers**—Never Happened
By Opponents—Never Happened

RUSHING PLAY OF 80 OR MORE YARDS

- By Titans/Oilers**—Never Happened
By Opponents—Never Happened

RUSHING PLAY OF 50 OR MORE YARDS

- By Titans**—Steve McNair (51 yards) at Jacksonville, 1/23/00 (W)
By Opponents—Never Happened

THREE TOUCHDOWNS RUSHING

- By Titans/Oilers**—Never Happened
By Opponents—Never Happened

TWO TOUCHDOWNS RUSHING

- By Titans**—Steve McNair at Oakland, 1/19/03 (L)
By Opponents—Antowain Smith vs. Buffalo, 1/8/00 (W)

INDIVIDUAL PASSING (PLAYOFFS)

400 YARDS PASSING

- By Titans/Oilers**—Never Happened
By Opponents—Kurt Warner (414 yards) vs. St. Louis, 1/30/00 (L)

300 YARDS PASSING

- By Titans**—Steve McNair (338 yards) vs. Pittsburgh, 1/11/03 (W)
By Opponents—Tom Brady (337 yards) at New England, 1/13/18 (L)

CONSECUTIVE 300-YARD PASSING GAMES

Playoffs:

- By Titans/Oilers**—Never Happened

POSTSEASON: THE LAST TIME THE TENNESSEE TITANS ...

FIVE TOUCHDOWN PASSES

By Titans/Oilers—Never Happened

By Opponents—Daryle Lamonica (6) at Oakland, 12/21/69 (L)

FOUR TOUCHDOWN PASSES

By Titans—Never in Titans era (since 1999)

By Oilers—Warren Moon at Buffalo, 1/3/93 (L)

By Opponents—Frank Reich at Buffalo, 1/3/93 (L)

50 OR MORE PASS ATTEMPTS

By Titans—Never in Titans era (since 1999)

By Oilers—Warren Moon (50 att) at Buffalo, 1/3/93 (L)

By Opponents—Tom Brady (53 att) at New England, 1/13/18 (L)

40 OR MORE PASS ATTEMPTS

By Titans—Kerry Collins (42 att) vs. Baltimore, 1/10/09 (L)

By Opponents—Tom Brady (53 att) at New England, 1/13/18 (L)

30 OR MORE COMPLETIONS

By Titans—Never in Titans era (since 1999)

By Oilers—Warren Moon (32 comp) vs. Kansas City, 1/16/94 (L)

By Opponents—Tom Brady (35 comp) at New England, 1/13/18 (L)

NO SACKS ALLOWED

By Titans—at Baltimore, 1/3/04 (W)

By Opponents—at New England, 1/13/18 (L)

COMPLETION OF 80 OR MORE YARDS

By Titans/Oilers—Never Happened

By Opponents—Never Happened

COMPLETION OF 50 OR MORE YARDS

By Titans/Oilers—Never Happened

By Opponents—Trent Dilfer (56 yards) vs. Baltimore, 1/7/01 (L)

INDIVIDUAL RECEIVING (PLAYOFFS)

200 YARDS RECEIVING

By Titans/Oilers—Never Happened

By Opponents—Never Happened

150 YARDS RECEIVING

By Titans/Oilers—Never Happened

By Opponents—Isaac Bruce (162 yards) vs. St. Louis, 1/30/00 (L)

100 YARDS RECEIVING

By Titans—Justin Gage (135 yards) vs. Baltimore, 1/10/09 (L)

By Opponents—Danny Amendola (112 yards) at New England, 1/13/18 (L)

CONSECUTIVE 100-YARD RECEIVING GAMES

By Titans—Never in Titans era (since 1999)

By Oilers—Ernest Givins at Denver (111 yards), 1/4/92 (L), at Buffalo (117 yards), 1/3/93 (L)

10 OR MORE RECEPTIONS

By Titans—Justin Gage (11 rec.) vs. Baltimore, 1/10/09 (L)

By Opponents—Danny Amendola (11 rec.) at New England, 1/13/18 (L)

RECEPTION OF 80 OR MORE YARDS

By Titans/Oilers—Never Happened

By Opponents—Never Happened

RECEPTION OF 50 OR MORE YARDS

By Titans/Oilers—Never Happened

By Opponents—Shannon Sharpe (56 yards) vs. Baltimore, 1/7/01 (L)

THREE TOUCHDOWN RECEPTIONS

By Titans/Oilers—Never Happened

By Opponents—Andre Reed at Buffalo, 1/3/93 (L)

TWO TOUCHDOWN RECEPTIONS

By Titans/Oilers—Corey Davis at New England, 1/13/18 (L)

By Opponents—Hines Ward vs. Pittsburgh, 1/11/03 (W)

COMBINED OFFENSIVE PERFORMANCES BY TEAMMATES (PLAYOFFS)

100-YARD RUSHER AND 100-YARD RECEIVER IN A GAME

By Titans/Oilers—Never Happened

By Opponents—Never Happened

100-YARD RUSHER, 100-YARD RECEIVER AND 300-YARD PASSER IN A GAME

By Titans/Oilers—Never Happened

By Opponents—Never Happened

300-YARD PASSER AND 100-YARD RECEIVER IN A GAME

By Titans—Steve McNair (338 pass.) and Frank Wycheck (123 rec.) vs. Pittsburgh, 1/11/03 (W)

By Opponents—Tom Brady (337 pass.) and Danny Amendola (112 rec.) at New England, 1/13/18 (L)

100-YARD RUSHER AND 300-YARD PASSER IN A GAME

By Titans/Oilers—Never Happened

By Opponents—Never Happened

TWO 100-YARD RUSHERS IN A GAME

By Titans/Oilers—Never Happened

By Opponents—Hewitt Dixon (144 yards) and Pete Banaszak (116 yards) at Oakland, 12/31/67 (L)

TWO 100-YARD RECEIVERS IN A GAME

By Titans—Never in Titans era (since 1999)

By Oilers—Mike Barber (112 yards) and Ken Burrough (103 yards) at Miami, 12/24/78 (W)

By Opponents—Chris Chambers (121 yards) and Vincent Jackson (114 yards) at San Diego, 1/6/08 (L)

INDIVIDUAL DEFENSE (PLAYOFFS)

INTERCEPTION RETURNED FOR TOUCHDOWN

By Titans—Never in Titans era (since 1999)

By Oilers—Bubba McDowell (58 yards) at Buffalo, 1/3/93 (L)

By Opponents—Will Demps (56 yards) at Baltimore, 1/3/04 (W)

FUMBLE RETURNED FOR TOUCHDOWN

By Titans/Oilers—Never Happened

By Opponents—Never Happened

SAFETY SCORED

By Titans—Josh Evans and Jason Fisk (sacked Mark Brunell), at Jacksonville, 1/23/00 (W)

By Opponents—Dan Pastorini ran out of the End Zone, at Miami, 12/24/78 (W)

THREE INTERCEPTIONS

By Titans—Never in Titans era (since 1999)

By Oilers—Vernon Perry (4*) at San Diego, 12/29/79 (W)

By Opponents—Never Happened

TWO INTERCEPTIONS

By Titans—Never in Titans era (since 1999)

By Oilers—Bubba McDowell vs. N.Y. Jets, 12/29/91 (W)

By Opponents—Johnny Robinson vs. Dallas Texans, 12/23/62 (L)

THREE SACKS

By Titans—Never in Titans era (since 1999)

By Oilers—Andy Dorris vs. Denver, 12/23/79 (W)

By Opponents—Willie McGinest at New England, 1/10/04 (L)

LAST TIME IN A SEASON THE TITANS ...

TEAM OFFENSE

- Ranked 1st in Overall Offense — 1990
- Ranked 1st in Rushing Offense — 1967 (AFL)
- Ranked 1st in Passing Offense — 1992

TEAM DEFENSE

- Ranked 1st in Overall Defense — 2000
- Ranked 1st in Rushing Defense — 2003
- Ranked 1st in Passing Defense — 2000

GAMES WON (REGULAR SEASON)

- 10 Wins — 2008 (13-3)
- 11 Wins — 2008 (13-3)
- 12 Wins — 2008 (13-3)
- 13 Wins — 2008 (13-3)

ADVANCED IN PLAYOFFS

- Wild Card Round — 2017
- Divisional Round — 2017
- Conference Championship — 2002
- Super Bowl — 1999

RUSHING

- 1,000 Yards — DeMarco Murray (1,266), 2016
- 1,500 Yards — Chris Johnson (2,006), 2009
- 2,000 Yards — Chris Johnson (2,006), 2009
- 300 Attempts — Chris Johnson (316), 2010
- 400 Attempts — Eddie George (403), 2000
- 10 Touchdowns — Chris Johnson (11), 2010
- 15 Touchdowns — Lendale White (15), 2008

PASSING

- 3,000 Yards — Marcus Mariota (3,232), 2017
- 3,500 Yards — Matt Hasselbeck (3,571), 2011
- 4,000 Yards — Warren Moon (4,690), 1991
- 400 Attempts — Marcus Mariota (453), 2017
- 500 Attempts — Matt Hasselbeck (518), 2011
- 600 Attempts — Warren Moon (655), 1991
- 20 Touchdowns — Marcus Mariota (26), 2016
- 30 Touchdowns — Warren Moon (33), 1990
- 90.0 Passer Rating — Marcus Mariota (95.6), 2016
- 100.0 Passer Rating — Steve McNair (100.4), 2003

RECEIVING

- 80 Receptions — Delanie Walker (94), 2015
- 90 Receptions — Delanie Walker (94), 2015
- 100 Receptions — Haywood Jeffries (100), 1991
- 1,000 Yards — Delanie Walker (1,088), 2015
- 1,500 Yards — Charlie Hennigan (1,546), 1964
- 10 Touchdowns — Drew Bennett (11), 2004
- 15 Touchdowns — Bill Groman (17), 1961

SCORING

- 100 Points — Ryan Succop (136), 2017
- 110 Points — Ryan Succop (136), 2017
- 120 Points — Ryan Succop (136), 2017
- 130 Points — Ryan Succop (136), 2017
- 30 Field Goals — Ryan Succop (35), 2017
- 35 Field Goals — Ryan Succop (35), 2017
- 10 Touchdowns — DeMarco Murray (12), 2016
- 15 Touchdowns — Chris Johnson (16), 2009

DEFENSE

- 7 Interceptions — Kevin Byard (8), 2017
- 8 Interceptions — Kevin Byard (8), 2017
- 9 Interceptions — Mike Reinfeldt (12), 1979
- 10 Interceptions — Mike Reinfeldt (12), 1979
- 10 Sacks — Brian Orakpo (10.5), 2016
- 12 Sacks — Jason Babin (12.5), 2010
- 14 Sacks — Jevon Kearse (14.5), 1999
- 150 Tackles — Wesley Woodyard (172), 2017
- 175 Tackles — Keith Bulluck (180), 2002
- 200 Tackles — Gregg Bingham (212), 1980

TITANS RECORDS AT A GLANCE

Team record holders in major statistical categories

SCORING

- Points (Game) — 30 by Billy Cannon (5 TDs) at N.Y. Titans, 12/10/61
- Points (Season) — 136 by Al Del Greco, 1998; by Ryan Succop, 2017
- Points (Career) — 1,060 by Al Del Greco, 1991-00
- Touchdowns (Game) — 5 by Billy Cannon at N.Y. Titans, 12/10/61
- Touchdowns (Season) — 19 by Earl Campbell, 1979
- Touchdowns (Career) — 74 by Eddie George, 1996-03
- Field Goals (Game) — 8 by Rob Bironas at Hou., 10/21/07
- Field Goals (Season) — 36 by Al Del Greco, 1998
- Field Goals (Career) — 246 by Al Del Greco, 1991-00

RUSHING

- Rushing Yards (Game) — 228 by Chris Johnson vs. Jax, 11/1/09
- Rushing Yards (Season) — 2,006 by Chris Johnson, 2009
- Rushing Yards (Career) — 10,009 by Eddie George, 1996-03
- Rushing Touchdowns (Game) — 4 by Earl Campbell vs. Mia., 11/20/78; Lorenzo White vs. Cle., 12/9/90
- Rushing Touchdowns (Season) — 19 by Earl Campbell, 1979
- Rushing Touchdowns (Career) — 73 by Earl Campbell, 1978-84

PASSING

- Passing Yards (Game) — 527 by Warren Moon at K.C., 12/16/90
- Passing Yards (Season) — 4,690 by Warren Moon, 1991
- Passing Yards (Career) — 33,685 by Warren Moon, 1984-93
- Passing Touchdowns (Game) — 7 by George Blanda vs. N.Y. Titans, 11/19/61
- Passing Touchdowns (Season) — 36 by George Blanda, 1961
- Passing Touchdowns (Career) — 196 by Warren Moon, 1984-93
- Passer Rating (Game) — 158.3 by Chris Chandler at Cin., 9/24/95
- Passer Rating (Season) — 100.4 by Steve McNair, 2003
- Passer Rating (Career) — 83.3 by Steve McNair, 1995-05

RECEIVING

- Receptions (Game) — 13 (three times, last by Drew Bennett at Oak., 12/19/04)
- Receptions (Season) — 101 by Charlie Hennigan, 1964
- Receptions (Career) — 542 by Ernest Givins, 1986-94
- Receiving Yards (Game) — 272 by Charlie Hennigan at Bos., 10/13/61
- Receiving Yards (Season) — 1,746 by Charlie Hennigan, 1961
- Receiving Yards (Career) — 7,935 by Ernest Givins, 1986-94
- Receiving Touchdowns (Game) — 3 (17 times, last by Kenny Britt vs. Phi., 10/24/10)
- Receiving Touchdowns (Season) — 17 by Bill Groman, 1961
- Receiving Touchdowns (Career) — 51 by Charlie Hennigan, 1960-66

PUNTING

- Punts (Game) — 11 (twice by Rich Camarillo, last at Pit., 12/3/95)
- Punts (Season) — 96 by Rich Camarillo, 1994
- Punts (Career) — 861 by Craig Hentrich, 1998-09

PUNT RETURNS

- Punt Return Yards (Game) — 160 by Darius Reynaud vs. Jax., 12/30/12
- Punt Return Average (Season) — 15.4 by Billy Johnson, 1977
- Punt Return Average (Career) — 13.2 by Billy Johnson, 1974-80

KICKOFF RETURNS

- Kickoff Return Yards (Game) — 240 by Bobby Jancik at Oak., 12/22/63
- Kickoff Return Average (Season) — 31.3 by Ken Hull, 1960
- Kickoff Return Average (Career) — 26.5 by Bobby Jancik, 1962-67

INTERCEPTIONS

- Interceptions (Game) — 3 (nine times, last by Kevin Byard at Cle., 10/22/17)
- Interceptions (Season) — 12 by Freddy Glick, 1963; by Mike Reinfeldt, 1979
- Interceptions (Career) — 45 by Jim Norton, 1960-68

SACKS

- Sacks (Game) — 4 (five times, last by William Fuller vs. Pit., 11/28/93)
- Sacks (Season) — 17 by Elvin Bethea, 1973
- Sacks (Career) — 105 by Elvin Bethea, 1968-83

TENNESSEE TITANS 2017 REGULAR SEASON PARTICIPATION CHART

| | 9/10 | 9/17 | 9/24 | 10/1 | 10/8 | 10/16 | 10/22 | 11/5 | 11/12 | 11/16 | 11/26 | 12/3 | 12/10 | 12/17 | 12/24 | 12/31 | Season Totals | | | |
|-------------------------|------|------|------|------|------|-------|-------|------|-------|-------|-------|------|-------|-------|-------|-------|---------------|----|-----|----|
| Player | Oak | @Jax | Sea | @Hou | @Mia | Ind | @Cle | Bal | Cin | @Pit | @Ind | Hou | @Ari | @SF | LAR | Jax | GP | GS | DNP | IA |
| Bacci, Joe..... | IR | X | X | X | X | X | X | X | X | X | X | X | X | X | X | X | 0 | 0 | 0 | 0 |
| Bates, Daren..... | P | P | P | P | P | P | P | P | P | P | P | P | P | P | P | P | 16 | 0 | 0 | 0 |
| Board, C.J..... | X | X | X | X | PS | PS | PS | PS | PS | PS | PS | X | X | X | X | X | 0 | 0 | 0 | 0 |
| Brinkley, Beau..... | P | P | P | P | P | P | P | P | P | P | P | P | P | P | P | P | 16 | 0 | 0 | 0 |
| Brown, Jayon..... | P | P | P | P | P | P | P | P | P | P | P | P | P | P | P | P | 16 | 0 | 0 | 0 |
| Byard, Kevin..... | FS | FS | FS | FS | FS | FS | FS | FS | FS | FS | FS | FS | FS | FS | FS | FS | 16 | 16 | 0 | 0 |
| Carraway, Josh..... | IA | IA | IA | IA | PS | PS | PS | PS | PS | PS | PS | PS | P | IA | IA | IA | 1 | 0 | 0 | 7 |
| Casey, Jurrell..... | DT | DT | DT | DT | DT | DT | DT | DT | DT | DT | DT | DT | DT | DT | DT | DT | 16 | 16 | 0 | 0 |
| Cassel, Matt..... | DNP | DNP | DNP | P | QB | DNP | DNP | DNP | DNP | DNP | DNP | DNP | DNP | DNP | DNP | DNP | 2 | 1 | 14 | 0 |
| Conklin, Jack..... | RT | RT | RT | RT | RT | RT | RT | RT | RT | RT | RT | RT | RT | RT | RT | RT | 16 | 16 | 0 | 0 |
| Cunningham, Jerome.. | PS | X | X | X | X | X | X | X | X | X | X | X | X | PS | X | X | 0 | 0 | 0 | 0 |
| Cyprien, Johnathan... | SS | IA | IA | IA | IA | IA | IA | SS | SS | SS | SS | SS | SS | SS | SS | SS | 10 | 10 | 0 | 6 |
| Davis, Corey..... | P | WR | IA | IA | IA | IA | IA | WR | WR | WR | WR | WR | P | WR | WR | WR | 11 | 9 | 0 | 5 |
| Decker, Eric..... | WR | P | P | WR | P | WR | WR | P | P | P | WR | WR | WR | WR | P | P | 16 | 8 | 0 | 0 |
| DiSalvo, Ryan..... | IR | IR | IR | IR | IR | IR | IR | X | X | X | X | X | X | X | X | X | 0 | 0 | 0 | 0 |
| Dodd, Kevin..... | IA | IA | P | IA | IA | IA | IA | P | P | IA | P | P | P | P | P | P | 9 | 0 | 0 | 7 |
| Douglas, Harry..... | IR | IR | IR | IR | IR | IR | IR | IR | IR | IR | P | P | IA | IA | IA | IA | 2 | 0 | 0 | 4 |
| Durden, Kenneth..... | PS | PS | PS | PS | X | X | X | X | X | X | X | X | X | X | X | X | 0 | 0 | 0 | 0 |
| Ferguson, Tyler..... | PS | PS | PS | PS | PS | PS | PS | X | X | X | X | X | X | X | X | X | 0 | 0 | 0 | 0 |
| Fluellen, David..... | P | P | P | P | P | P | P | P | P | P | P | P | P | P | P | P | 16 | 0 | 0 | 0 |
| Fowler, Jalston..... | P | P | FB | P | P | P | P | P | P | P | IA | IA | X | X | X | X | 10 | 1 | 0 | 2 |
| Henry, Derrick..... | P | P | P | P | P | P | P | P | P | P | P | P | RB | P | P | RB | 16 | 2 | 0 | 0 |
| Hurst, Demontre..... | X | X | X | X | X | X | X | X | X | X | X | X | X | X | IA | X | 0 | 0 | 0 | 1 |
| Jackson, Adoree' | CB | CB | CB | CB | CB | CB | CB | CB | CB | CB | CB | CB | CB | CB | CB | CB | 16 | 16 | 0 | 0 |
| Jennings, Darius..... | PS | PS | DNP | DNP | IA | IA | IA | IA | IA | IA | X | PS | PS | PS | PS | PS | 0 | 0 | 2 | 6 |
| Johnson, Austin..... | P | P | P | P | P | P | P | P | P | P | P | P | DE | DE | P | DE | 16 | 3 | 0 | 0 |
| Johnson, Denzel..... | PS | PS | PS | PS | PS | PS | PS | PS | PS | PS | PS | PS | PS | PS | PS | PS | 0 | 0 | 0 | 0 |
| Jones, Ben..... | C | C | C | C | C | C | C | C | C | C | C | C | C | C | C | C | 16 | 16 | 0 | 0 |
| Jones, DaQuan..... | DE | DE | DE | DE | DE | DE | DE | DE | DE | DE | DE | DE | IR | IR | IR | IR | 12 | 12 | 0 | 0 |
| Judd, Akeem..... | IR | IR | IR | IR | IR | X | X | X | X | X | X | X | X | X | X | X | 0 | 0 | 0 | 0 |
| Kelly, Dennis..... | P | P | P | TE | P | P | P | P | P | P | P | P | P | P | P | P | 16 | 1 | 0 | 0 |
| Kern, Brett..... | P | P | P | P | P | P | P | P | P | P | P | P | P | P | P | P | 16 | 0 | 0 | 0 |
| King, David..... | IA | P | P | IA | P | P | IA | IA | IA | IA | IA | IA | P | P | IA | P | 7 | 0 | 0 | 9 |
| Kline, Josh..... | RG | RG | RG | RG | RG | RG | RG | RG | RG | RG | RG | RG | RG | RG | RG | RG | 16 | 16 | 0 | 0 |
| Klug, Karl..... | P | P | IA | P | P | P | P | P | P | P | P | P | P | P | P | P | 15 | 0 | 0 | 1 |
| Levin, Corey..... | IA | IA | IA | IA | IA | IA | IA | DNP | DNP | IA | IA | IA | IA | IA | IA | IA | 0 | 0 | 2 | 14 |
| Lewan, Taylor..... | LT | LT | LT | LT | LT | LT | LT | LT | LT | LT | LT | LT | LT | LT | LT | LT | 16 | 16 | 0 | 0 |
| Mariota, Marcus..... | QB | QB | QB | QB | IA | QB | QB | QB | QB | QB | QB | QB | QB | QB | QB | QB | 15 | 15 | 0 | 1 |
| Marz, Tyler..... | PS | PS | X | X | X | X | X | X | PS | PS | PS | PS | PS | PS | PS | PS | 0 | 0 | 0 | 0 |
| Matthews, Rishard.... | WR | WR | WR | P | WR | WR | WR | WR | WR | WR | IA | IA | P | P | WR | WR | 14 | 11 | 0 | 2 |
| Maxey, Johnny..... | X | X | X | X | X | X | X | X | X | X | X | X | X | X | PS | PS | 0 | 0 | 0 | 0 |
| McCain, Brice..... | P | P | P | P | P | P | P | P | P | P | P | P | P | P | CB | P | 16 | 1 | 0 | 0 |
| Moore, Steven..... | PS | X | X | X | X | X | X | X | X | X | X | X | X | X | X | X | 0 | 0 | 0 | 0 |
| Morgan, Derrick..... | OLB | OLB | OLB | OLB | OLB | OLB | OLB | OLB | OLB | OLB | OLB | OLB | IA | IA | OLB | OLB | 14 | 14 | 0 | 2 |
| Muhammad, Khalfani.. | PS | PS | PS | PS | PS | PS | PS | PS | PS | PS | PS | PS | PS | PS | PS | DNP | 0 | 0 | 1 | 0 |
| Murray, DeMarco..... | RB | RB | RB | RB | RB | RB | RB | RB | RB | RB | RB | RB | RB | RB | RB | IA | 15 | 15 | 0 | 1 |
| Ochi, Victor..... | IR | IR | IR | IR | IR | IR | IR | IR | IR | IR | IR | IR | IR | IR | IR | IR | 0 | 0 | 0 | 0 |
| Orakpo, Brian..... | OLB | OLB | OLB | OLB | OLB | OLB | OLB | OLB | OLB | OLB | OLB | OLB | OLB | OLB | OLB | OLB | 16 | 16 | 0 | 0 |
| Palmer, Nate..... | IA | IA | IA | P | P | P | P | IA | IA | P | P | P | P | P | P | IA | 10 | 0 | 0 | 6 |
| Pascal, Zach..... | PS | PS | X | PS | PS | PS | PS | PS | PS | PS | PS | PS | PS | PS | PS | PS | 0 | 0 | 0 | 0 |
| Reed, Kalan..... | P | IA | IA | IA | IA | IA | IA | IA | IA | IA | IA | IA | IA | IA | P | P | 3 | 0 | 0 | 13 |
| Riley, Curtis..... | IA | P | P | P | P | P | P | IA | IA | IA | IA | IA | IA | IA | P | IA | 7 | 0 | 0 | 9 |
| Ryan, Logan..... | CB | CB | CB | CB | CB | CB | CB | CB | CB | CB | CB | CB | CB | CB | IA | CB | 15 | 15 | 0 | 1 |
| Schwenke, Brian..... | P | P | P | P | P | P | P | LG | LG | P | P | P | P | P | P | P | 16 | 2 | 0 | 0 |
| Searcy, DaNorris..... | P | SS | SS | SS | SS | SS | SS | SS | P | P | P | P | P | P | P | P | 16 | 6 | 0 | 0 |
| Seaton, Brad..... | X | X | PS | PS | PS | PS | PS | PS | X | X | X | X | X | X | X | X | 0 | 0 | 0 | 0 |
| Sharpe, Tajaé..... | IR | IR | IR | IR | IR | IR | IR | IR | IR | IR | IR | IR | IR | IR | IR | IR | 0 | 0 | 0 | 0 |
| Semisch, Tim..... | X | PS | PS | PS | PS | PS | PS | PS | PS | PS | PS | PS | PS | PS | PS | PS | 0 | 0 | 0 | 0 |
| Sims, LeShaun..... | IA | P | CB | P | CB | CB | P | P | CB | CB | P | P | P | P | IR | IR | 13 | 5 | 0 | 1 |
| Smith, Jonnu..... | TE | TE | TE | TE | TE | P | TE | TE | TE | P | TE | TE | TE | P | TE | TE | 16 | 13 | 0 | 0 |
| Smith, Tye..... | P | IA | P | P | P | P | P | P | P | P | P | P | P | P | CB | P | 15 | 1 | 0 | 1 |
| Spain, Quinton..... | LG | LG | LG | LG | LG | LG | LG | LG | IA | LG | LG | LG | LG | LG | LG | LG | 14 | 14 | 0 | 2 |
| Staten, Jimmy..... | IR | X | X | X | X | X | X | X | X | X | X | X | X | X | X | X | 0 | 0 | 0 | 0 |
| Stocker, Luke..... | X | X | X | X | X | X | X | X | X | X | X | X | IA | P | TE | TE | 3 | 2 | 0 | 1 |
| Succop, Ryan..... | P | P | P | P | P | P | P | P | P | P | P | P | P | P | P | P | 16 | 0 | 0 | 0 |
| Supernaw, Phillip..... | P | TE | P | P | P | P | P | TE | P | P | TE | P | P | P | P | P | 16 | 3 | 0 | 0 |
| Tanney, Alex..... | IR | IR | IR | IR | IR | IR | IR | IR | IR | IR | IR | IR | IR | IR | IR | IR | 0 | 0 | 0 | 0 |
| Taylor, Taywan..... | P | P | P | P | WR | WR | P | P | P | WR | P | P | P | WR | P | P | 16 | 4 | 0 | 0 |
| Trawick, Brynden..... | P | P | P | P | P | P | P | P | P | P | P | P | P | P | P | P | 16 | 0 | 0 | 0 |
| Walden, Erik..... | P | P | P | P | P | P | P | P | P | P | P | P | OLB | OLB | P | P | 16 | 2 | 0 | 0 |
| Walker, Delanie..... | TE | P | TE | TE | TE | TE | TE | P | TE | TE | P | TE | TE | TE | P | P | 16 | 11 | 0 | 0 |
| Wallace, Aaron..... | P | P | IR | IR | IR | IR | IR | IR | IR | IR | IR | IR | IR | IR | IR | IR | 2 | 0 | 0 | 0 |
| Warnsley, Julius..... | X | X | X | X | X | X | X | PS | PS | PS | PS | PS | PS | PS | PS | PS | 0 | 0 | 0 | 0 |
| Washington Jr., Tony... | X | X | PS | PS | X | X | X | X | X | X | X | X | X | X | X | X | 0 | 0 | 0 | 0 |
| Weeden, Brandon..... | X | X | X | X | DNP | DNP | DNP | IA | IA | IA | IA | IA | IA | IA | IA | IA | 0 | 0 | 3 | 9 |
| Weems, Eric..... | P | P | P | P | P | P | P | P | P | P | P | P | P | P | P | P | 16 | 0 | 0 | 0 |
| Wichmann, Cody..... | X | PS | PS | PS | PS | PS | PS | PS | PS | PS | PS | PS | PS | PS | PS | PS | 0 | 0 | 0 | 0 |
| Williams, Sylvester.... | NT | NT | P | NT | P | IA | NT | NT | P | P | NT | NT | NT | NT | NT | NT | 15 | 11 | 0 | 1 |
| Williamson, Avery..... | ILB | ILB | ILB | ILB | ILB | ILB | ILB | ILB | ILB | ILB | ILB | ILB | ILB | ILB | ILB | ILB | 16 | 16 | 0 | 0 |
| Woods, Antwaun..... | PS | PS | PS | PS | PS | PS | PS | PS | PS | PS | PS | PS | PS | PS | PS | PS | 0 | 0 | 0 | 0 |
| Woodyard, Weslev..... | ILB | ILB | ILB | ILB | ILB | ILB | ILB | ILB | ILB | ILB | ILB | ILB | ILB | ILB | ILB | ILB | 16 | 16 | 0 | 0 |

Starters indicated by position (QB, RB, ILB, etc.); P = played but did not start; DNP = active but did not play; IA = inactive for game; PS = practice squad; PS-I = practice squad injured reserve; X = not on roster; IR = injured reserve; SUS = reserve/suspended; NFI = non-football injury; PUP = physically unable to perform

TENNESSEE TITANS 2017 POSTSEASON PARTICIPATION CHART

| Player | 1/6 | 1/13 | Postseason Totals | | | |
|----------------------|-----|------|-------------------|----|-----|----|
| | @KC | @NE | GP | GS | DNP | IA |
| Bacci, Joe | X | X | 0 | 0 | 0 | 0 |
| Bates, Daren | P | P | 2 | 0 | 0 | 0 |
| Board, C.J. | X | X | 0 | 0 | 0 | 0 |
| Boykins, Jeremy | PS | PS | 0 | 0 | 0 | 0 |
| Brinkley, Beau | P | P | 2 | 0 | 0 | 0 |
| Brown, Jayon | P | P | 2 | 0 | 0 | 0 |
| Byard, Kevin | FS | FS | 2 | 2 | 0 | 0 |
| Carraway, Josh | IA | IA | 0 | 0 | 0 | 2 |
| Casey, Jurrell | DT | DT | 2 | 2 | 0 | 0 |
| Cassel, Matt | DNP | DNP | 0 | 0 | 2 | 0 |
| Conklin, Jack | RT | RT | 2 | 2 | 0 | 0 |
| Cunningham, Jerome | X | X | 0 | 0 | 0 | 0 |
| Cyprien, Johnathan | SS | SS | 2 | 2 | 0 | 0 |
| Davis, Corey | WR | WR | 2 | 2 | 0 | 0 |
| Decker, Eric | P | WR | 2 | 1 | 0 | 0 |
| DiSalvo, Ryan | X | X | 0 | 0 | 0 | 0 |
| Dodd, Kevin | P | P | 2 | 0 | 0 | 0 |
| Douglas, Harry | IA | P | 1 | 0 | 0 | 1 |
| Durden, Kenneth | X | X | 0 | 0 | 0 | 0 |
| Ferguson, Tyler | X | X | 0 | 0 | 0 | 0 |
| Fluellen, David | P | P | 2 | 0 | 0 | 0 |
| Fowler, Jalston | X | X | 0 | 0 | 0 | 0 |
| Henry, Derrick | RB | RB | 2 | 2 | 0 | 0 |
| Hurst, Demontre | X | X | 0 | 0 | 0 | 0 |
| Jackson, Adoree' | CB | CB | 2 | 2 | 0 | 0 |
| Jennings, Darius | PS | PS | 0 | 0 | 0 | 0 |
| Johnson, Austin | DE | P | 2 | 1 | 0 | 0 |
| Johnson, Denzel | PS | PS | 0 | 0 | 0 | 0 |
| Jones, Ben | C | C | 2 | 2 | 0 | 0 |
| Jones, DaQuan | IR | IR | 0 | 0 | 0 | 0 |
| Judd, Akeem | X | X | 0 | 0 | 0 | 0 |
| Kelly, Dennis | P | P | 2 | 0 | 0 | 0 |
| Kern, Brett | P | P | 2 | 0 | 0 | 0 |
| King, David | P | IA | 1 | 0 | 0 | 1 |
| Kline, Josh | RG | RG | 2 | 2 | 0 | 0 |
| Klug, Karl | P | P | 2 | 0 | 0 | 0 |
| Levin, Corey | IA | IA | 0 | 0 | 0 | 2 |
| Lewan, Taylor | LT | LT | 2 | 2 | 0 | 0 |
| Mariota, Marcus | QB | QB | 2 | 2 | 0 | 0 |
| Marz, Tyler | PS | PS | 0 | 0 | 0 | 0 |
| Matthews, Rishard | WR | WR | 2 | 2 | 0 | 0 |
| Maxey, Johnny | PS | PS | 0 | 0 | 0 | 0 |
| McCain, Brice | P | P | 2 | 0 | 0 | 0 |
| Moore, Steven | X | X | 0 | 0 | 0 | 0 |
| Morgan, Derrick | OLB | OLB | 2 | 2 | 0 | 0 |
| Muhammad, Khalfani | DNP | IA | 0 | 0 | 1 | 1 |
| Murray, DeMarco | IA | IA | 0 | 0 | 0 | 2 |
| Ochi, Victor | IR | IR | 0 | 0 | 0 | 0 |
| Orakpo, Brian | OLB | OLB | 2 | 2 | 0 | 0 |
| Palmer, Nate | IA | P | 1 | 0 | 0 | 1 |
| Pascal, Zach | PS | PS | 0 | 0 | 0 | 0 |
| Reed, Kalan | P | P | 2 | 0 | 0 | 0 |
| Riley, Curtis | IA | IA | 0 | 0 | 0 | 2 |
| Ryan, Logan | CB | CB | 2 | 2 | 0 | 0 |
| Schwenke, Brian | P | P | 2 | 0 | 0 | 0 |
| Searcy, Da'Norris | P | P | 2 | 0 | 0 | 0 |
| Seaton, Brad | X | X | 0 | 0 | 0 | 0 |
| Sharpe, Tajaé | IR | IR | 0 | 0 | 0 | 0 |
| Semisch, Tim | PS | PS | 0 | 0 | 0 | 0 |
| Sims, LeShaun | IR | IR | 0 | 0 | 0 | 0 |
| Smith, Jonnu | TE | P | 2 | 1 | 0 | 0 |
| Smith, Tye | CB | CB | 2 | 2 | 0 | 0 |
| Spain, Quinton | LG | LG | 2 | 2 | 0 | 0 |
| Staten, Jimmy | X | X | 0 | 0 | 0 | 0 |
| Stocker, Luke | P | P | 2 | 0 | 0 | 0 |
| Succop, Ryan | P | P | 2 | 0 | 0 | 0 |
| Supernaw, Phillip | P | P | 2 | 0 | 0 | 0 |
| Tanney, Alex | IR | IR | 0 | 0 | 0 | 0 |
| Taylor, Taywan | P | P | 2 | 0 | 0 | 0 |
| Trawick, Brynden | P | P | 2 | 0 | 0 | 0 |
| Walden, Erik | P | P | 2 | 0 | 0 | 0 |
| Walker, Delanie | TE | TE | 2 | 2 | 0 | 0 |
| Wallace, Aaron | IR | IR | 0 | 0 | 0 | 0 |
| Warmsley, Julius | PS | PS | 0 | 0 | 0 | 0 |
| Washington Jr., Tony | X | X | 0 | 0 | 0 | 0 |
| Weeden, Brandon | IA | IA | 0 | 0 | 0 | 2 |
| Weems, Eric | P | P | 2 | 0 | 0 | 0 |
| Wichmann, Cody | PS | PS | 0 | 0 | 0 | 0 |
| Williams, Sylvester | P | NT | 2 | 1 | 0 | 0 |
| Williamson, Avery | ILB | ILB | 2 | 2 | 0 | 0 |
| Woods, Antwaun | PS | PS | 0 | 0 | 0 | 0 |
| Woodyard, Wesley | ILB | ILB | 2 | 2 | 0 | 0 |

Starters indicated by position (QB, RB, ILB, etc.); P = played but did not start; DNP = active but did not play; IA = inactive for game; PS = practice squad; PS-I = practice squad injured reserve; X = not on roster; IR = injured reserve; SUS = reserve/suspended; NFI = non-football injury; PUP = physically unable to perform

TENNESSEE TITANS 2017 STARTERS

OFFENSE

| Date | Opp | WR | LT | LG | C | RG | RT | TE | RB/WR/TE | QB | FB/WR/TE | RB |
|----------|-------|-------------|----------|-------------|----------|----------|------------|-------------|-----------------------|------------|-----------------------|-----------|
| 09/10/17 | Oak | R. Matthews | T. Lewan | Q. Spain | B. Jones | J. Kline | J. Conklin | D. Walker | E. Decker (WR) | M. Mariota | J. Smith (TE) | D. Murray |
| 09/17/17 | @ Jax | R. Matthews | T. Lewan | Q. Spain | B. Jones | J. Kline | J. Conklin | P. Supernaw | C. Davis (WR) | M. Mariota | J. Smith (TE) | D. Murray |
| 09/24/17 | Sea | R. Matthews | T. Lewan | Q. Spain | B. Jones | J. Kline | J. Conklin | D. Walker | J. Smith (TE) | M. Mariota | J. Fowler (FB) | D. Murray |
| 10/01/17 | @ Hou | E. Decker | T. Lewan | Q. Spain | B. Jones | J. Kline | J. Conklin | D. Walker | D. Kelly (TE) | M. Mariota | J. Smith (TE) | D. Murray |
| 10/08/17 | @ Mia | R. Matthews | T. Lewan | Q. Spain | B. Jones | J. Kline | J. Conklin | D. Walker | T. Taylor (WR) | M. Cassel | J. Smith (TE) | D. Murray |
| 10/16/17 | Ind | R. Matthews | T. Lewan | Q. Spain | B. Jones | J. Kline | J. Conklin | D. Walker | T. Taylor (WR) | M. Mariota | E. Decker (WR) | D. Murray |
| 10/22/17 | @ Cle | R. Matthews | T. Lewan | Q. Spain | B. Jones | J. Kline | J. Conklin | D. Walker | E. Decker (WR) | M. Mariota | J. Smith (TE) | D. Murray |
| 11/05/17 | Bal | R. Matthews | T. Lewan | B. Schwenke | B. Jones | J. Kline | J. Conklin | P. Supernaw | C. Davis (WR) | M. Mariota | J. Smith (TE) | D. Murray |
| 11/12/17 | Cin | R. Matthews | T. Lewan | B. Schwenke | B. Jones | J. Kline | J. Conklin | D. Walker | C. Davis (WR) | M. Mariota | J. Smith (TE) | D. Murray |
| 11/16/17 | @ Pit | R. Matthews | T. Lewan | Q. Spain | B. Jones | J. Kline | J. Conklin | D. Walker | C. Davis (WR) | M. Mariota | T. Taylor (WR) | D. Murray |
| 11/26/17 | @ Ind | E. Decker | T. Lewan | Q. Spain | B. Jones | J. Kline | J. Conklin | P. Supernaw | C. Davis (WR) | M. Mariota | J. Smith (TE) | D. Murray |
| 12/03/17 | Hou | E. Decker | T. Lewan | Q. Spain | B. Jones | J. Kline | J. Conklin | D. Walker | C. Davis (WR) | M. Mariota | J. Smith (TE) | D. Murray |
| 12/10/17 | @ Ari | E. Decker | T. Lewan | Q. Spain | B. Jones | J. Kline | J. Conklin | D. Walker | D. Henry (RB) | M. Mariota | J. Smith (TE) | D. Murray |
| 12/17/17 | @ SF | E. Decker | T. Lewan | Q. Spain | B. Jones | J. Kline | J. Conklin | D. Walker | C. Davis (WR) | M. Mariota | T. Taylor (WR) | D. Murray |
| 12/24/17 | LAR | R. Matthews | T. Lewan | Q. Spain | B. Jones | J. Kline | J. Conklin | L. Stocker | C. Davis (WR) | M. Mariota | J. Smith (TE) | D. Murray |
| 12/31/17 | Jax | R. Matthews | T. Lewan | Q. Spain | B. Jones | J. Kline | J. Conklin | L. Stocker | C. Davis (WR) | M. Mariota | J. Smith (TE) | D. Henry |

PLAYOFFS

| | | | | | | | | | | | | |
|---------|------|-------------|----------|----------|----------|----------|------------|-----------|----------------------|------------|----------------------|----------|
| 1/6/18 | @ KC | R. Matthews | T. Lewan | Q. Spain | B. Jones | J. Kline | J. Conklin | D. Walker | C. Davis (WR) | M. Mariota | J. Smith (TE) | D. Henry |
| 1/13/18 | @ NE | R. Matthews | T. Lewan | Q. Spain | B. Jones | J. Kline | J. Conklin | D. Walker | C. Davis (WR) | M. Mariota | E. Decker (WR) | D. Henry |

DEFENSE

| Date | Opp | DE/CB | NT/CB | DT | OLB | ILB | ILB | OLB | CB | CB | SS | FS |
|----------|-------|-----------------|------------------|----------|-----------|-------------|---------------|-----------|-------------------|-----------|------------|----------|
| 09/10/17 | Oak | D. Jones (DE) | S. Williams (NT) | J. Casey | D. Morgan | W. Woodyard | A. Williamson | B. Orakpo | A. Jackson | L. Ryan | J. Cyprien | K. Byard |
| 09/17/17 | @ Jax | D. Jones (DE) | S. Williams (NT) | J. Casey | D. Morgan | W. Woodyard | A. Williamson | B. Orakpo | A. Jackson | L. Ryan | D. Searcy | K. Byard |
| 09/24/17 | Sea | D. Jones (DE) | L. Sims (CB) | J. Casey | D. Morgan | W. Woodyard | A. Williamson | B. Orakpo | A. Jackson | L. Ryan | D. Searcy | K. Byard |
| 10/01/17 | @ Hou | D. Jones (DE) | S. Williams (NT) | J. Casey | D. Morgan | W. Woodyard | A. Williamson | B. Orakpo | A. Jackson | L. Ryan | D. Searcy | K. Byard |
| 10/08/17 | @ Mia | D. Jones (DE) | L. Sims (CB) | J. Casey | D. Morgan | W. Woodyard | A. Williamson | B. Orakpo | A. Jackson | L. Ryan | D. Searcy | K. Byard |
| 10/16/17 | Ind | D. Jones (DE) | L. Sims (CB) | J. Casey | D. Morgan | W. Woodyard | A. Williamson | B. Orakpo | A. Jackson | L. Ryan | D. Searcy | K. Byard |
| 10/22/17 | @ Cle | D. Jones (DE) | S. Williams (NT) | J. Casey | D. Morgan | W. Woodyard | A. Williamson | B. Orakpo | A. Jackson | L. Ryan | D. Searcy | K. Byard |
| 11/05/17 | Bal | D. Jones (DE) | S. Williams (NT) | J. Casey | D. Morgan | W. Woodyard | A. Williamson | B. Orakpo | A. Jackson | L. Ryan | J. Cyprien | K. Byard |
| 11/12/17 | Cin | D. Jones (DE) | L. Sims (CB) | J. Casey | D. Morgan | W. Woodyard | A. Williamson | B. Orakpo | A. Jackson | L. Ryan | J. Cyprien | K. Byard |
| 11/16/17 | @ Pit | D. Jones (DE) | L. Sims (CB) | J. Casey | D. Morgan | W. Woodyard | A. Williamson | B. Orakpo | A. Jackson | L. Ryan | J. Cyprien | K. Byard |
| 11/26/17 | @ Ind | D. Jones (DE) | S. Williams (NT) | J. Casey | D. Morgan | W. Woodyard | A. Williamson | B. Orakpo | A. Jackson | L. Ryan | J. Cyprien | K. Byard |
| 12/03/17 | Hou | D. Jones (DE) | S. Williams (NT) | J. Casey | D. Morgan | W. Woodyard | A. Williamson | B. Orakpo | A. Jackson | L. Ryan | J. Cyprien | K. Byard |
| 12/10/17 | @ Ari | A. Johnson (DE) | S. Williams (NT) | J. Casey | E. Walden | W. Woodyard | A. Williamson | B. Orakpo | A. Jackson | L. Ryan | J. Cyprien | K. Byard |
| 12/17/17 | @ SF | A. Johnson (DE) | S. Williams (NT) | J. Casey | E. Walden | W. Woodyard | A. Williamson | B. Orakpo | A. Jackson | L. Ryan | J. Cyprien | K. Byard |
| 12/24/17 | LAR | T. Smith (CB) | S. Williams (NT) | J. Casey | D. Morgan | W. Woodyard | A. Williamson | B. Orakpo | A. Jackson | B. McCain | J. Cyprien | K. Byard |
| 12/31/17 | Jax | A. Johnson (DE) | S. Williams (NT) | J. Casey | D. Morgan | W. Woodyard | A. Williamson | B. Orakpo | A. Jackson | L. Ryan | J. Cyprien | K. Byard |

PLAYOFFS

| | | | | | | | | | | | | |
|---------|------|-----------------|------------------|----------|-----------|-------------|---------------|-----------|-------------------|---------|------------|----------|
| 1/6/18 | @ KC | A. Johnson (DE) | T. Smith (CB) | J. Casey | D. Morgan | W. Woodyard | A. Williamson | B. Orakpo | A. Jackson | L. Ryan | J. Cyprien | K. Byard |
| 1/13/18 | @ NE | T. Smith (CB) | S. Williams (NT) | J. Casey | D. Morgan | W. Woodyard | A. Williamson | B. Orakpo | A. Jackson | L. Ryan | J. Cyprien | K. Byard |

Bold denotes rookie

TENNESSEE TITANS 2017-2018 TRANSACTIONS

| | | | |
|-------------|---|-----------------|--|
| January 2 | Signed G KARIM BARTON , OLB KOURTNEI BROWN , TE JEROME CUNNINGHAM , RB DAVID FLUELLEN , WR JONATHAN KRAUSE , T TYLER MARZ and WR K.J. MAYE to future contracts | August 21 | Moved WR TAJAÉ SHARPE from Physically Unable to Perform list to active roster; waived DE MEHDI ABDESAMAD |
| January 4 | Signed LB RESHARD CLIETT and TE TIM SEMISCH to future contracts; organization and wide receivers coach BOB BRATKOWSKI and assistant wide receivers coach JASON TUCKER agree to part ways | August 24 | Waived OLB KOURTNEI BROWN from reserve/injured with an injury settlement |
| January 5 | Signed DB TYE SMITH to a future contract | August 30 | Waived injured CB JEREMY BOYKINS and WR MEKALE McKAY |
| January 16 | Hired CRAIG AUKERMAN as assistant special teams coach and FRISMAN JACKSON as wide receivers coach | September 1 | Traded a conditional seventh round pick in the 2018 NFL Draft to the Kansas City Chiefs for DE DAVID KING |
| January 24 | Signed DE CAUSHAUD LYONS to a future contract | September 2 | Placed WR TAJAÉ SHARPE and QB ALEX TANNEY on injured reserve; terminated vested veterans CB DEMONTRE HURST , LB JUSTIN STAPLES and WR ERIC WEEMS ; waived CB MANNY ABAD , TE JACE AMARO , DE ANGELO BLACKSON , NT DeANGELO BROWN , TE JEROME CUNNINGHAM , QB TYLER FERGUSON , WR DARIUS JENNINGS , S DENZEL JOHNSON , WR JONATHAN KRAUSE , WR KeVONN MABON , T TYLER MARZ , G JOSUE MATIAS , WR TRE McBRIE , T STEVEN MOORE , RB KHALFANI MUHAMMAD , WR GIO PASCASCIO , T JONAH PIRSIG , RB BRANDON RADCLIFF , DE CAMERON ROBBINS , T BRAD SEATON , TE TIM SEMISCH , G JAKE SIMONICH , CB DARRIUS SIMS , CB D'JOUN SMITH , C MARK SPELMAN and NT ANTWAUN WOODS ; waived injured FB JOE BACCI , LS RYAN DISALVO and RB AKEEM JUDD |
| February 15 | Elevated LUKE STECKEL to assistant wide receivers coach | September 3 | Placed WR HARRY DOUGLAS on injured reserve; signed free agent WR ERIC WEEMS ; signed TE JEROME CUNNINGHAM , QB TYLER FERGUSON , WR DARIUS JENNINGS , S DENZEL JOHNSON , T TYLER MARZ , T STEVEN MOORE , RB KHALFANI MUHAMMAD and NT ANTWAUN WOODS to the practice squad |
| March 8 | Terminated vested veteran NT AL WOODS | September 4 | Terminated vested veteran G/C TIM LELITO ; signed free agent C/G BRIAN SCHWENKE ; signed WR ZACH PASCAL to the practice squad; waived WR MEKALE McKAY from reserve/injured with an injury settlement |
| March 10 | Signed unrestricted free agents QB MATT CASSEL , S JOHNATHAN CYPRIEN and DE KARL KLUG | September 5 | Signed CB KENNETH DURDEN to the practice squad; waived CB JEREMY BOYKINS from reserve/injured with an injury settlement |
| March 11 | Signed unrestricted free agents LB DAREN BATES , CB LOGAN RYAN and S BRYNDEN TRAWICK | September 11 | Released TE JEROME CUNNINGHAM from the practice squad; signed TE TIM SEMISCH to the practice squad; waived FB JOE BACCI and DE JIMMY STATEN from reserve/injured with injury settlements |
| March 13 | Signed unrestricted free agents TE PHILLIP SUPERNOW and WR ERIC WEEMS | September 12 | Released T STEVEN MOORE from the practice squad; signed OL CODY WICHMANN to the practice squad |
| March 14 | Signed unrestricted free agent NT SYLVESTER WILLIAMS | September 20 | Placed OLB AARON WALLACE on injured reserve; signed WR ZACH PASCAL to the active roster from the practice squad; practice squad T TYLER MARZ signed to the Los Angeles Chargers active roster; signed T BRAD SEATON and OLB TONY WASHINGTON JR. to the practice squad |
| March 16 | Signed unrestricted free agent LB NATE PALMER | September 23 | Waived WR ZACH PASCAL ; signed WR DARIUS JENNINGS to the active roster from the practice squad |
| March 23 | Signed unrestricted free agent G/C TIM LELITO | September 26 | Signed WR ZACH PASCAL to the practice squad |
| March 31 | Waived S JOSH AUBREY from reserve/retired list | October 3 | Waived OLB JOSH CARRAWAY ; released CB KENNETH DURDEN from the practice squad |
| April 3 | Signed unrestricted free agent CB DEMONTRE HURST | October 4 | Signed free agent QB BRANDON WEEDEN ; signed WR C.J. BOARD to the practice squad |
| April 17 | Terminated vested veteran CB JASON McCOURTY ; terminated vested veteran WR ANDRE JOHNSON from the reserve/retired list | October 5 | Released OLB TONY WASHINGTON JR. from the practice squad; signed OLB JOSH CARRAWAY to the practice squad |
| April 25 | Placed CB BENNETT OKOTCHA on the reserve/retired list | October 10 | Waived RB AKEEM JUDD from reserve/injured |
| April 27 | Drafted WR COREY DAVIS (first round, fifth overall) and CB ADOREE' JACKSON (first round, 18th overall) | October 23 | Waived LS RYAN DISALVO from reserve/injured |
| April 28 | Traded a 2017 third-round selection (83rd overall) and a 2017 fourth-round selection (124th overall) to the New England Patriots for a Patriots' 2017 third-round selection (72nd overall) and a Patriots' 2017 sixth-round selection (200th overall); drafted WR TAYWAN TAYLOR (third round, 72nd overall) and TE JONNU SMITH (third round, 100th overall) | October 24 | Released QB TYLER FERGUSON from the practice squad; signed DE JULIUS WARMSLEY to the practice squad |
| April 29 | Traded a 2017 fifth-round selection (164th overall) and a 2017 sixth-round selection (214th overall) to the Philadelphia Eagles for a Eagles' 2017 fifth-round selection (155th overall); drafted LB JAYON BROWN (fifth round, 155th overall); traded a 2017 sixth-round selection (200th overall) to the New York Giants for a Giants' 2017 sixth-round selection (207th overall) and a Giants' 2017 seventh-round selection (241st overall); traded a 2017 sixth-round selection (207th overall) to the Cincinnati Bengals for a Bengals' 2017 sixth-round selection (217th overall) and a Bengals' 2017 seventh-round selection (227th overall); drafted G/C COREY LEVIN (sixth round, 217th overall), OLB JOSH CARRAWAY (seventh round, 227th overall), T BRAD SEATON (seventh round, 236th overall) and RB KHALFANI MUHAMMAD (seventh round, 241st overall) | November 9 | Released T BRAD SEATON from the practice squad; signed T TYLER MARZ to the practice squad |
| May 12 | Signed the following undrafted free agents: CB JEREMY BOYKINS , NT DeANGELO BROWN , WR Bra'LON CHERRY , QB TYLER FERGUSON , CB JOHN GREEN , NT RODERICK HENDERSON , LB DENZEL JOHNSON , RB AKEEM JUDD , WR KeVONN MABON , T STEVEN MOORE , WR GIOVANNI PASCASCIO and T JONAH PIRSIG ; signed sixth-round choice G/C COREY LEVIN , seventh-round choice OLB JOSH CARRAWAY , seventh-round choice T BRAD SEATON and RB KHALFANI MUHAMMAD | November 20 | Designated WR HARRY DOUGLAS to return to practice |
| May 15 | Waived LB RESHARD CLIETT and NT RODERICK HENDERSON ; signed free agents K/P JORDAN GAY , CB TREVON HARTFIELD , LB JOHNNY RAGIN III , DE CAMERON ROBBINS and DE JIMMY STATEN | November 25 | Activated WR HARRY DOUGLAS from reserve/injured, designated for return; waived WR DARIUS JENNINGS |
| May 17 | Signed third-round choice TE JONNU SMITH | November 28 | Released WR C.J. BOARD from the practice squad; signed WR DARIUS JENNINGS to the practice squad |
| May 19 | Waived WR K.J. MAYE ; signed free agents FB JOE BACCI and WR DARIUS JENNINGS | December 4 | Signed TE LUKE STOCKER ; placed DE DaQUAN JONES on injured reserve |
| May 23 | Signed first-round choice CB ADOREE' JACKSON | December 9 | Released FB JALSTON FOWLER ; signed OLB JOSH CARRAWAY to the active roster from the practice squad |
| May 24 | Signed fifth-round choice LB JAYON BROWN | December 13 | Signed TE JEROME CUNNINGHAM to the practice squad |
| June 5 | Waived G KARIM BARTON ; signed free agent C MARK SPELMAN ; signed third-round choice WR TAYWAN TAYLOR | December 19 | Released TE JEROME CUNNINGHAM from the practice squad; signed DE JOHNNY MAXEY to the practice squad |
| June 6 | Waived injured CB JOHN GREEN ; signed free agent WR MEKALE McKAY | December 22 | Placed CB LeSHAUN SIMS on injured reserve; signed free agent CB DEMONTRE HURST |
| June 13 | Waived CB TREVON HARTFIELD and DE CAUSHAUD LYONS ; signed free agents CB MANNY ABAD and OLB VICTOR OCHI | December 29 | Released CB DEMONTRE HURST ; signed RB KHALFANI MUHAMMAD to the active roster from the practice squad |
| June 19 | Waived WR Bra'LON CHERRY ; signed free agent WR ERIC DECKER | January 1, 2018 | Signed CB JEREMY BOYKINS to the practice squad |
| July 28 | Waived LB JOHNNY RAGIN III ; waived G SEBASTIAN TRETOLA with a non-football injury; waived CB JOHN GREEN from injured reserve; signed free agents G JAKE SIMONICH and OLB ERIK WALDEN | January 15 | Organization and head coach MIKE MULARKEY agree to part ways; signed CB JEREMY BOYKINS , WR DARIUS JENNINGS , S DENZEL JOHNSON , T TYLER MARZ , DE JOHNNY MAXEY , WR ZACH PASCAL , TE TIM SEMISCH , DE JULIUS WARMSLEY , OL CODY WICHMANN and NT ANTWAUN WOODS to future contracts |
| July 29 | Placed WR TAJAÉ SHARPE on reserve/physically unable to perform | | |
| July 30 | Signed first-round choice WR COREY DAVIS | | |
| August 6 | Waived injured OLB VICTOR OCHI ; signed free agent RB BRANDON RADCLIFF | | |
| August 14 | Waived K/P JORDAN GAY | | |
| August 15 | Signed free agent LS RYAN DISALVO | | |
| August 17 | Waived injured OLB KOURTNEI BROWN ; signed free agent CB | | |

TENNESSEE TITANS UNOFFICIAL DEPTH CHART

OFFENSE

| | | | | | | |
|----|----|--------------------|----|----------------------|----|--------------------------|
| WR | 18 | Rishard Matthews | 13 | <u>Taywan Taylor</u> | 14 | Eric Weems |
| TE | 82 | Delanie Walker | 89 | Phillip Supernaw | | |
| LT | 77 | Taylor Lewan | 71 | Dennis Kelly | | |
| LG | 67 | Quinton Spain | 61 | <u>Corey Levin</u> | | |
| C | 60 | Ben Jones | 62 | Brian Schwenke | | |
| RG | 64 | Josh Kline | 61 | <u>Corey Levin</u> | | |
| RT | 78 | Jack Conklin | 71 | Dennis Kelly | | |
| WR | 84 | <u>Corey Davis</u> | 87 | Eric Decker | 83 | Harry Douglas |
| QB | 8 | Marcus Mariota | 16 | Matt Cassel | 3 | Brandon Weeden |
| TE | 81 | <u>Jonnu Smith</u> | 88 | Luke Stocker | | |
| RB | 29 | DeMarco Murray | 22 | Derrick Henry | 32 | David Fluellen |
| | | | | | 28 | <u>Khalfani Muhammad</u> |

DEFENSE

| | | | | | | |
|-----|----|------------------------|----|--------------------|----|----------------------|
| DE | 94 | Austin Johnson | 95 | David King | | |
| NT | 96 | Sylvester Williams | | | | |
| DT | 99 | Jurrell Casey | 97 | Karl Klug | | |
| OLB | 91 | Derrick Morgan | 92 | Kevin Dodd | 44 | <u>Josh Carraway</u> |
| ILB | 59 | Wesley Woodyard | 55 | <u>Jayon Brown</u> | | |
| ILB | 54 | Avery Williamson | 50 | Nate Palmer | 53 | Daren Bates |
| OLB | 98 | Brian Orakpo | 93 | Erik Walden | | |
| CB | 25 | <u>Adoree' Jackson</u> | 33 | Tye Smith | 24 | Kalan Reed |
| SS | 37 | Johnathan Cyprien | 21 | Da'Norris Searcy | | |
| FS | 31 | Kevin Byard | 35 | Curtis Riley | 41 | Brynden Trawick |
| CB | 26 | Logan Ryan | 23 | Brice McCain | | |

SPECIAL TEAMS

| | | | | | | |
|-----|----|------------------------|----|-------------|----|--------------------|
| K | 4 | Ryan Succop | 6 | Brett Kern | | |
| KO | 4 | Ryan Succop | 6 | Brett Kern | | |
| P | 6 | Brett Kern | 4 | Ryan Succop | | |
| H | 6 | Brett Kern | 16 | Matt Cassel | | |
| PR | 25 | <u>Adoree' Jackson</u> | 14 | Eric Weems | | |
| KOR | 25 | <u>Adoree' Jackson</u> | 14 | Eric Weems | | |
| LS | 48 | Beau Brinkley | 60 | Ben Jones | 81 | <u>Jonnu Smith</u> |

As of Jan. 13, 2018

Rookies are underlined

Injured Reserve (starters when injured in *italics*): QB Alex Tanney, WR Tajaé Sharpe, CB LeShaun Sims, OLB Victor Ochi, OLB Aaron Wallace, *DE DaQuan Jones*

TITANS PRONUNCIATION GUIDE

Kevin **BYARD** (BY-urd); Johnathan **CYPRIEN** (SIP-ree-en); **DAQUAN Jones** (Day-QUAN); **Karl KLUG** (KLOOG); **Corey LEVIN** (LEH-vin); **Taylor LEWAN** (leh-WAHN); **Marcus MARIOTA** (MAR-ee-OH-tah); **KHALFANI Muhammad** (CAL-fawn-ee); **KALAN Reed** (KAY-lin); **JONNU Smith** (JAH-new); **Ryan SUCCOP** (SUCK-up); **Brynden TRAWICK** (TRAH-wick)



CLICK FOR AUDIO PRONUNCIATION GUIDE

TENNESSEE TITANS ROSTER BY EXPERIENCE

| 13TH YEAR | 6TH YEAR | 3RD YEAR | ROOKIE DRAFT PICKS |
|--------------------|-----------------------|------------------------|----------------------|
| Matt Cassel QB | Beau Brinkley LS | Marcus Mariota QB | Jayon Brown LB |
| | Ben Jones C | Curtis Riley DB | Josh Carraway OLB |
| 12TH YEAR | Dennis Kelly G/T | Quinton Spain G | Corey Davis WR |
| Delanie Walker TE | Brandon Weeden QB | | Adoree' Jackson CB |
| | Rishard Matthews WR | | Corey Levin G/C |
| 10TH YEAR | 5TH YEAR | 2ND YEAR | Khalfani Muhammad RB |
| Harry Douglas WR | Daren Bates LB | Kevin Byard S | Jonnu Smith TE |
| Brett Kern P | Johnathan Cyprien S | Jack Conklin T | Taywan Taylor WR |
| Erik Walden OLB | Josh Kline G | Kevin Dodd OLB | |
| Eric Weems WR/KR | Nate Palmer LB | Derrick Henry RB | ROOKIE FREE AGENTS |
| Wesley Woodyard LB | Logan Ryan CB | Austin Johnson DL | None |
| | Brian Schwenke C/G | David King DE | As of Jan. 13, 2018 |
| 9TH YEAR | Brynden Trawick S | Victor Ochi (IR) OLB | |
| Brice McCain CB | Sylvester Williams NT | Tajae Sharpe (IR) WR | |
| Brian Orakpo OLB | | LeShaun Sims (IR) CB | |
| Ryan Succop K | 4TH YEAR | Tye Smith CB | |
| | DaQuan Jones (IR) DL | Alex Tanney (IR) QB | |
| 8TH YEAR | Taylor Lewan T | Aaron Wallace (IR) OLB | |
| Eric Decker WR | Phillip Supernaw TE | 1ST YEAR | |
| Derrick Morgan OLB | Avery Williamson LB | David Fluellen RB | |
| | | Kalan Reed CB | |
| 7TH YEAR | | | |
| Jurrell Casey DT | | | |
| Karl Klug DL | | | |
| DeMarco Murray RB | | | |
| Da'Norris Searcy S | | | |
| Luke Stocker TE | | | |

TENNESSEE TITANS ROSTER BY DRAFT ROUND

| ROUND 1 | ROUND 5 | UNDRAFTED |
|----------------------------------|--------------------------------|---------------------------------|
| Player Pos. Year | Player Pos. Year | Player Pos. Year |
| Corey Davis WR 2017 | Jayon Brown LB 2017 | Victor Ochi (IR) OLB 2016 (Bal) |
| Adoree' Jackson CB 2017 | Tajae Sharpe (IR) WR 2016 | Curtis Riley DB 2015 |
| Jack Conklin T 2016 | LeShaun Sims (IR) CB 2016 | Quinton Spain G 2015 |
| Marcus Mariota QB 2015 | Tye Smith CB 2015 (Sea) | David Fluellen RB 2014 (Phi) |
| Taylor Lewan T 2014 | Avery Williamson LB 2014 | Daren Bates LB 2013 (StL) |
| Sylvester Williams NT 2013 (Den) | Dennis Kelly G/T 2012 (Phi) | Josh Kline G 2013 (NE) |
| Brandon Weeden QB 2012 (Cle) | Karl Klug DE 2011 | Brynden Trawick S 2013 (Bal) |
| Derrick Morgan OLB 2010 | ROUND 6 | Beau Brinkley LS 2012 |
| Brian Orakpo OLB 2009 (Was) | Player Pos. Year | Phillip Supernaw TE 2012 (Hou) |
| ROUND 2 | Corey Levin G/C 2017 | Alex Tanney (IR) QB 2012 (KC) |
| Player Pos. Year | Nate Palmer LB 2013 (GB) | Brett Kern P 2008 (Den) |
| Kevin Dodd OLB 2016 | Brice McCain CB 2009 (Hou) | Wesley Woodyard LB 2008 (Den) |
| Derrick Henry RB 2016 | Erik Walden OLB 2008 (Dal) | Eric Weems WR/KR 2007 (Atl) |
| Austin Johnson DL 2016 | Delanie Walker TE 2006 (SF) | |
| Johnathan Cyprien S 2013 (Jax) | ROUND 7 | As of Jan. 13, 2018 |
| ROUND 3 | Player Pos. Year | |
| Player Pos. Year | Josh Carraway OLB 2017 | |
| Jonnu Smith TE 2017 | Khalfani Muhammad RB 2017 | |
| Taywan Taylor WR 2017 | Kalan Reed CB 2016 | |
| Kevin Byard S 2016 | Aaron Wallace (IR) OLB 2016 | |
| Logan Ryan CB 2013 (NE) | David King DE 2013 (Phi) | |
| Jurrell Casey DT 2011 | Rishard Matthews WR 2012 (Mia) | |
| DeMarco Murray RB 2011 (Dal) | Ryan Succop K 2009 (KC) | |
| Eric Decker WR 2010 (Den) | Matt Cassel QB 2005 (NE) | |
| Harry Douglas WR 2008 (Atl) | ROUND 4 | |
| ROUND 4 | Player Pos. Year | |
| Player Pos. Year | DaQuan Jones (IR) DL 2014 | |
| DaQuan Jones (IR) DL 2014 | Brian Schwenke C/G 2013 | |
| Brian Schwenke C/G 2013 | Ben Jones C 2012 (Hou) | |
| Ben Jones C 2012 (Hou) | Da'Norris Searcy S 2011 (Buf) | |
| Da'Norris Searcy S 2011 (Buf) | Luke Stocker TE 2011 (TB) | |
| Luke Stocker TE 2011 (TB) | | |

HOW THE TENNESSEE TITANS WERE BUILT

| YEAR | DRAFTEES (20) | FREE AGENTS (27) | TRADES/WAIVERS (6) |
|------|--|---|---|
| 2017 | WR Corey Davis (1a) CB Adoree' Jackson (1b) WR Taywan Taylor (3a) TE Jonnu Smith (3b) LB Jayon Brown (5) G/C Corey Levin (6) OLB Josh Carraway (7a) RB Khalfani Muhammad (7c) | CB Tye Smith (FA) LB Daren Bates (UFA-OAK) S Johnathan Cyprien (UFA-JAX) S Brynden Trawick (UFA-OAK) CB Logan Ryan (UFA-NE) WR Eric Weems (UFA-ATL) NT Sylvester Williams (UFA-DEN) WR Eric Decker (FA) OLB Erik Walden (FA) C/G Brian Schwenke (FA) QB Brandon Weeden (FA) TE Luke Stocker (FA) | DE David King (T-KC) |
| 2016 | T Jack Conklin (1) OLB Kevin Dodd (2a) DL Austin Johnson (2b) RB Derrick Henry (2c) S Kevin Byard (3) CB Kalan Reed (7b) | CB Brice McCain (FA) C Ben Jones (UFA-HOU) QB Matt Cassel (UFA-DAL) WR Rishard Matthews (UFA-MIA) | RB DeMarco Murray (T-PHI) LB Nate Palmer (W-GB) G/T Dennis Kelly (T-PHI) G Josh Kline (W-NE) |
| 2015 | QB Marcus Mariota (1) | WR Harry Douglas (FA) S Da'Norris Searcy (UFA-BUF) OLB Brian Orakpo (UFA-WAS) G Quinton Spain (FA) TE Phillip Supernaw (FA) DB Curtis Riley (FA) RB David Fluellen (FA) | |
| 2014 | T Taylor Lewan (1) LB Avery Williamson (5) | LB Wesley Woodyard (UFA-DEN) K Ryan Succop (FA) | |
| 2013 | | TE Delanie Walker (UFA-SF) | |
| 2012 | | LS Beau Brinkley (FA) | |
| 2011 | DT Jurrell Casey (3) DL Karl Klug (5) | | |
| 2010 | OLB Derrick Morgan (1) | | |
| 2009 | | | P Brett Kern (W-DEN) |

Injured Reserve: QB Alex Tanney (FA-'15), WR Tajaé Sharpe (D5a-'16), CB LeShaun Sims (D5b-'16), OLB Victor Ochi (FA-'17), OLB Aaron Wallace (D7a-'16), *DE DaQuan Jones* (D4a-'14)

As of Jan. 13, 2018

2017 RECAP

DRAFT

TEAM NOTES

PLAYER NOTES

STATISTICS

ROSTERS

TENNESSEE TITANS POSITIONAL ROSTER - OFFENSE

QUARTERBACKS (3)

| | | | | | | | | | |
|----|-----------------|----|-----|-----|----------|----|---------------------|----------------------|---------------|
| 16 | Cassel, Matt | QB | 6-4 | 228 | 5/17/82 | 13 | Southern California | Northridge, Calif. | UFA (DAL)-'16 |
| 8 | Mariota, Marcus | QB | 6-4 | 222 | 10/30/93 | 3 | Oregon | Honolulu, Hawaii | D1-'15 |
| 3 | Weeden, Brandon | QB | 6-3 | 230 | 10/14/83 | 6 | Oklahoma State | Oklahoma City, Okla. | FA-'17 |

RUNNING BACKS/FULLBACKS (4)

| | | | | | | | | | |
|----|--------------------|----|------|-----|---------|---|------------|-------------------|-------------|
| 32 | Fluellen, David | RB | 5-11 | 224 | 1/28/92 | 1 | Toledo | Lockport, N.Y. | FA-'15 |
| 22 | Henry, Derrick | RB | 6-3 | 247 | 1/4/94 | 2 | Alabama | Yulee, Fla. | D2c-'16 |
| 28 | Muhammad, Khalfani | RB | 5-7 | 174 | 9/26/94 | R | California | Inglewood, Calif. | D7c-'17 |
| 29 | Murray, DeMarco | RB | 6-1 | 220 | 2/12/88 | 7 | Oklahoma | Las Vegas, Nev. | T (PHI)-'16 |

WIDE RECEIVERS (6)

| | | | | | | | | | |
|----|-------------------|----|------|-----|----------|----|------------------|--------------------|---------------|
| 84 | Davis, Corey | WR | 6-3 | 209 | 1/11/95 | R | Western Michigan | Wheaton, Ill. | D1a-'17 |
| 87 | Decker, Eric | WR | 6-3 | 214 | 3/15/87 | 8 | Minnesota | Cold Spring, Minn. | FA-'17 |
| 83 | Douglas, Harry | WR | 6-0 | 183 | 9/16/84 | 10 | Louisville | Jonesboro, Ga. | FA-'15 |
| 18 | Matthews, Rishard | WR | 6-0 | 217 | 10/12/89 | 6 | Nevada | Santa Ana, Calif. | UFA (MIA)-'16 |
| 13 | Taylor, Taywan | WR | 5-11 | 203 | 3/2/95 | R | Western Kentucky | Louisville, Ky. | D3a-'17 |
| 14 | Weems, Eric | WR | 5-9 | 195 | 7/4/85 | 10 | Bethune-Cookman | Ormond Beach, Fla. | UFA (ATL)-'17 |

TIGHT ENDS (4)

| | | | | | | | | | |
|----|-------------------|----|-----|-----|---------|----|-----------------------|----------------|--------------|
| 81 | Smith, Jonnu | TE | 6-3 | 248 | 8/22/95 | R | Florida International | Ocala, Fla. | D3b-'17 |
| 89 | Supernaw, Phillip | TE | 6-5 | 255 | 1/30/90 | 4 | Ouachita Baptist | Katy, Texas | FA-'15 |
| 88 | Stocker, Luke | TE | 6-5 | 253 | 7/17/88 | 7 | Tennessee | Berea, Ky. | FA-'17 |
| 82 | Walker, Delanie | TE | 6-2 | 248 | 8/12/84 | 12 | Central Missouri | Pomona, Calif. | UFA (SF)-'13 |

CENTERS (2)

| | | | | | | | | | |
|----|-----------------|-----|-----|-----|---------|---|------------|-------------------|---------------|
| 60 | Jones, Ben | C | 6-3 | 308 | 7/2/89 | 6 | Georgia | Brent, Ala. | UFA (HOU)-'16 |
| 62 | Schwenke, Brian | C/G | 6-3 | 318 | 3/22/91 | 5 | California | Oceanside, Calif. | D4-'13 |

GUARDS (3)

| | | | | | | | | | |
|----|----------------|-----|-----|-----|----------|---|---------------|-----------------|------------|
| 64 | Kline, Josh | G | 6-3 | 300 | 12/29/89 | 5 | Kent State | Mason, Ohio | W (NE)-'16 |
| 61 | Levin, Corey | G/C | 6-4 | 307 | 8/12/94 | R | Chattanooga | Dacula, Ga. | D6-'17 |
| 67 | Spain, Quinton | G | 6-4 | 330 | 8/7/91 | 3 | West Virginia | Petersburg, Va. | FA-'15 |

TACKLES (3)

| | | | | | | | | | |
|----|---------------|-----|-----|-----|---------|---|----------------|-----------------------|-------------|
| 78 | Conklin, Jack | T | 6-6 | 308 | 8/17/94 | 2 | Michigan State | Plainwell, Mich. | D1-'16 |
| 71 | Kelly, Dennis | G/T | 6-8 | 321 | 1/16/90 | 6 | Purdue | Chicago Heights, Ill. | T (PHI)-'16 |
| 77 | Lewan, Taylor | T | 6-7 | 309 | 7/22/91 | 4 | Michigan | Cave Creek, Ariz. | D1-'14 |

LONG SNAPPER (1)

| | | | | | | | | | |
|----|----------------|----|-----|-----|---------|---|----------|--------------|--------|
| 48 | Brinkley, Beau | LS | 6-4 | 260 | 1/25/90 | 6 | Missouri | Kearney, Mo. | FA-'12 |
|----|----------------|----|-----|-----|---------|---|----------|--------------|--------|

PLACEKICKERS (1)

| | | | | | | | | | |
|---|--------------|---|-----|-----|---------|---|----------------|---------------|--------|
| 4 | Succop, Ryan | K | 6-2 | 218 | 9/19/86 | 9 | South Carolina | Hickory, N.C. | FA-'14 |
|---|--------------|---|-----|-----|---------|---|----------------|---------------|--------|

Injured Reserve: QB Alex Tanney, WR Tajaé Sharpe

As of Jan. 13, 2018

TENNESSEE TITANS POSITIONAL ROSTER - DEFENSE

DEFENSIVE LINEMEN (5)

| | | | | | | | | | |
|----|---------------------|----|-----|-----|----------|---|---------------------|---------------------|---------------|
| 99 | Casey, Jurrell | DT | 6-1 | 305 | 12/5/89 | 7 | Southern California | Long Beach, Calif. | D3-'11 |
| 94 | Johnson, Austin | DL | 6-4 | 314 | 5/8/94 | 2 | Penn State | Galloway, N.J. | D2b-'16 |
| 95 | King, David | DE | 6-4 | 281 | 12/27/89 | 2 | Oklahoma | Houston, Texas | T (KC)-'17 |
| 97 | Klug, Karl | DL | 6-3 | 278 | 3/31/88 | 7 | Iowa | Caledonia, Minn. | D5-'11 |
| 96 | Williams, Sylvester | NT | 6-2 | 313 | 11/21/88 | 5 | North Carolina | Jefferson City, Mo. | UFA (DEN)-'17 |

LINEBACKERS (10)

| | | | | | | | | | |
|----|-------------------|-----|------|-----|----------|----|------------------------|---------------------|---------------|
| 53 | Bates, Daren | LB | 5-11 | 225 | 11/27/90 | 5 | Auburn | Olive Branch, Miss. | UFA (OAK)-'17 |
| 55 | Brown, Jayon | LB | 6-0 | 226 | 2/26/95 | R | UCLA | Long Beach, Calif. | D5-'17 |
| 44 | Carraway, Josh | OLB | 6-3 | 242 | 4/13/94 | R | Texas Christian | Flower Mound, Texas | D7a-'17 |
| 92 | Dodd, Kevin | OLB | 6-5 | 277 | 7/14/92 | 2 | Clemson | Greenville, S.C. | D2a-'16 |
| 91 | Morgan, Derrick | OLB | 6-4 | 261 | 1/6/89 | 8 | Georgia Tech | Coatesville, Pa. | D1-'10 |
| 98 | Orakpo, Brian | OLB | 6-4 | 257 | 7/31/86 | 9 | Texas | Houston, Texas | UFA (WAS)-'15 |
| 50 | Palmer, Nate | LB | 6-2 | 248 | 9/23/89 | 5 | Illinois State | Chicago, Ill. | W (GB)-'16 |
| 93 | Walden, Erik | OLB | 6-2 | 250 | 8/21/85 | 10 | Middle Tennessee State | Dublin, Ga. | FA-'17 |
| 54 | Williamson, Avery | LB | 6-1 | 246 | 3/9/92 | 4 | Kentucky | Milan, Tenn. | D5-'14 |
| 59 | Woodyard, Wesley | LB | 6-0 | 233 | 7/21/86 | 10 | Kentucky | LaGrange, Ga. | UFA (DEN)-'14 |

CORNERBACKS (5)

| | | | | | | | | | |
|----|------------------|----|------|-----|----------|---|----------------------|----------------------|--------------|
| 25 | Jackson, Adoree' | CB | 5-11 | 185 | 9/18/95 | R | Southern California | East St. Louis, Ill. | D1b-'17 |
| 23 | McCain, Brice | CB | 5-9 | 190 | 12/10/86 | 9 | Utah | Terrell, Texas | FA-'16 |
| 24 | Reed, Kalan | CB | 5-11 | 192 | 12/29/93 | 1 | Southern Mississippi | Birmingham, Ala. | D7b-'16 |
| 26 | Ryan, Logan | CB | 5-11 | 195 | 2/9/91 | 5 | Rutgers | Voorhees, N.J. | UFA (NE)-'17 |
| 33 | Smith, Tye | CB | 6-0 | 195 | 5/3/93 | 2 | Towson | Raleigh, N.C. | FA-'17 |

SAFETIES (5)

| | | | | | | | | | |
|----|--------------------|----|------|-----|----------|---|------------------------|-------------------------|---------------|
| 31 | Byard, Kevin | S | 5-11 | 212 | 8/17/93 | 2 | Middle Tennessee State | Lithonia, Ga. | D3-'16 |
| 37 | Cyprien, Johnathan | S | 6-0 | 223 | 7/29/90 | 5 | Florida International | North Miami Beach, Fla. | UFA (JAX)-'17 |
| 35 | Riley, Curtis | DB | 6-0 | 190 | 7/18/92 | 3 | Fresno State | Orlando, Fla. | FA-'15 |
| 21 | Searcy, Da'Norris | S | 5-11 | 207 | 11/16/88 | 7 | North Carolina | Decatur, Ga. | UFA (BUF)-'15 |
| 41 | Trawick, Brynden | S | 6-2 | 225 | 10/23/89 | 5 | Troy | Marietta, Ga. | UFA (OAK)-'17 |

PUNTERS (1)

| | | | | | | | | | |
|---|-------------|---|-----|-----|---------|----|--------|--------------------|-------------|
| 6 | Kern, Brett | P | 6-2 | 214 | 2/17/86 | 10 | Toledo | Grand Island, N.Y. | W (DEN)-'09 |
|---|-------------|---|-----|-----|---------|----|--------|--------------------|-------------|

Injured Reserve: CB LeShaun Sims, OLB Victor Ochi, OLB Aaron Wallace, DE DaQuan Jones

As of Jan. 13, 2018

TENNESSEE TITANS ALPHABETICAL ROSTER

| NO. | NAME | POS. | HT. | WT. | BIRTHDATE | EXP. | COLLEGE | HOMETOWN | ACQUIRED |
|-----|---------------------|------|------|-----|-----------|------|------------------------|-------------------------|---------------|
| 53 | Bates, Daren | LB | 5-11 | 225 | 11/27/90 | 5 | Auburn | Olive Branch, Miss. | UFA (OAK)-'17 |
| 48 | Brinkley, Beau | LS | 6-4 | 260 | 1/25/90 | 6 | Missouri | Kearney, Mo. | FA-'12 |
| 55 | Brown, Jayon | LB | 6-0 | 226 | 2/26/95 | R | UCLA | Long Beach, Calif. | D5-'17 |
| 31 | Byard, Kevin | S | 5-11 | 212 | 8/17/93 | 2 | Middle Tennessee State | Lithonia, Ga. | D3-'16 |
| 44 | Carraway, Josh | OLB | 6-3 | 242 | 4/13/94 | R | Texas Christian | Flower Mound, Texas | D7a-'17 |
| 99 | Casey, Jurrell | DT | 6-1 | 305 | 12/5/89 | 7 | Southern California | Long Beach, Calif. | D3-'11 |
| 16 | Cassel, Matt | QB | 6-4 | 228 | 5/17/82 | 13 | Southern California | Northridge, Calif. | UFA (DAL)-'16 |
| 78 | Conklin, Jack | T | 6-6 | 308 | 8/17/94 | 2 | Michigan State | Plainwell, Mich. | D1-'16 |
| 37 | Cyprien, Johnathan | S | 6-0 | 223 | 7/29/90 | 5 | Florida International | North Miami Beach, Fla. | UFA (JAX)-'17 |
| 84 | Davis, Corey | WR | 6-3 | 209 | 1/11/95 | R | Western Michigan | Wheaton, Ill. | D1a-'17 |
| 87 | Decker, Eric | WR | 6-3 | 214 | 3/15/87 | 8 | Minnesota | Cold Spring, Minn. | FA-'17 |
| 92 | Dodd, Kevin | OLB | 6-5 | 277 | 7/14/92 | 2 | Clemson | Greenville, S.C. | D2a-'16 |
| 83 | Douglas, Harry | WR | 6-0 | 183 | 9/16/84 | 10 | Louisville | Jonesboro, Ga. | FA-'15 |
| 32 | Fluellen, David | RB | 5-11 | 224 | 1/28/92 | 1 | Toledo | Lockport, N.Y. | FA-'15 |
| 22 | Henry, Derrick | RB | 6-3 | 247 | 1/4/94 | 2 | Alabama | Yulee, Fla. | D2c-'16 |
| 25 | Jackson, Adoree' | CB | 5-11 | 185 | 9/18/95 | R | Southern California | East St. Louis, Ill. | D1b-'17 |
| 94 | Johnson, Austin | DL | 6-4 | 314 | 5/8/94 | 2 | Penn State | Galloway, N.J. | D2b-'16 |
| 60 | Jones, Ben | C | 6-3 | 308 | 7/2/89 | 6 | Georgia | Brent, Ala. | UFA (HOU)-'16 |
| 71 | Kelly, Dennis | G/T | 6-8 | 321 | 1/16/90 | 6 | Purdue | Chicago Heights, Ill. | T (PHI)-'16 |
| 6 | Kern, Brett | P | 6-2 | 214 | 2/17/86 | 10 | Toledo | Grand Island, N.Y. | W (DEN)-'09 |
| 95 | King, David | DE | 6-4 | 281 | 12/27/89 | 2 | Oklahoma | Houston, Texas | T (KC)-'17 |
| 64 | Kline, Josh | G | 6-3 | 300 | 12/29/89 | 5 | Kent State | Mason, Ohio | W (NE)-'16 |
| 97 | Klug, Karl | DL | 6-3 | 278 | 3/31/88 | 7 | Iowa | Caledonia, Minn. | D5-'11 |
| 61 | Levin, Corey | G/C | 6-4 | 307 | 8/12/94 | R | Chattanooga | Dacula, Ga. | D6-'17 |
| 77 | Lewan, Taylor | T | 6-7 | 309 | 7/22/91 | 4 | Michigan | Cave Creek, Ariz. | D1-'14 |
| 8 | Mariota, Marcus | QB | 6-4 | 222 | 10/30/93 | 3 | Oregon | Honolulu, Hawaii | D1-'15 |
| 18 | Matthews, Rishard | WR | 6-0 | 217 | 10/12/89 | 6 | Nevada | Santa Ana, Calif. | UFA (MIA)-'16 |
| 23 | McCain, Brice | CB | 5-9 | 190 | 12/10/86 | 9 | Utah | Terrell, Texas | FA-'16 |
| 91 | Morgan, Derrick | OLB | 6-4 | 261 | 1/6/89 | 8 | Georgia Tech | Coatesville, Pa. | D1-'10 |
| 28 | Muhammad, Khalfani | RB | 5-7 | 174 | 9/26/94 | R | California | Inglewood, Calif. | D7c-'17 |
| 29 | Murray, DeMarco | RB | 6-1 | 220 | 2/12/88 | 7 | Oklahoma | Las Vegas, Nev. | T (PHI)-'16 |
| 98 | Orakpo, Brian | OLB | 6-4 | 257 | 7/31/86 | 9 | Texas | Houston, Texas | UFA (WAS)-'15 |
| 50 | Palmer, Nate | LB | 6-2 | 248 | 9/23/89 | 5 | Illinois State | Chicago, Ill. | W (GB)-'16 |
| 24 | Reed, Kalan | CB | 5-11 | 192 | 12/29/93 | 1 | Southern Mississippi | Birmingham, Ala. | D7b-'16 |
| 35 | Riley, Curtis | DB | 6-0 | 190 | 7/18/92 | 3 | Fresno State | Orlando, Fla. | FA-'15 |
| 26 | Ryan, Logan | CB | 5-11 | 195 | 2/9/91 | 5 | Rutgers | Voorhees, N.J. | UFA (NE)-'17 |
| 62 | Schwenke, Brian | C/G | 6-3 | 318 | 3/22/91 | 5 | California | Oceanside, Calif. | D4-'13 |
| 21 | Searcy, Da'Norris | S | 5-11 | 207 | 11/16/88 | 7 | North Carolina | Decatur, Ga. | UFA (BUF)-'15 |
| 81 | Smith, Jonnu | TE | 6-3 | 248 | 8/22/95 | R | Florida International | Ocala, Fla. | D3b-'17 |
| 33 | Smith, Tye | CB | 6-0 | 195 | 5/3/93 | 2 | Towson | Raleigh, N.C. | FA-'17 |
| 67 | Spain, Quinton | G | 6-4 | 330 | 8/7/91 | 3 | West Virginia | Petersburg, Va. | FA-'15 |
| 88 | Stocker, Luke | TE | 6-5 | 253 | 7/17/88 | 7 | Tennessee | Berea, Ky. | FA-'17 |
| 4 | Succop, Ryan | K | 6-2 | 218 | 9/19/86 | 9 | South Carolina | Hickory, N.C. | FA-'14 |
| 89 | Supernaw, Phillip | TE | 6-5 | 255 | 1/30/90 | 4 | Ouachita Baptist | Katy, Texas | FA-'15 |
| 13 | Taylor, Taywan | WR | 5-11 | 203 | 3/2/95 | R | Western Kentucky | Louisville, Ky. | D3a-'17 |
| 41 | Trawick, Brynden | S | 6-2 | 225 | 10/23/89 | 5 | Troy | Marietta, Ga. | UFA (OAK)-'17 |
| 93 | Walden, Erik | OLB | 6-2 | 250 | 8/21/85 | 10 | Middle Tennessee State | Dublin, Ga. | FA-'17 |
| 82 | Walker, Delanie | TE | 6-2 | 248 | 8/12/84 | 12 | Central Missouri | Pomona, Calif. | UFA (SF)-'13 |
| 3 | Weeden, Brandon | QB | 6-3 | 230 | 10/14/83 | 6 | Oklahoma State | Oklahoma City, Okla. | FA-'17 |
| 14 | Weems, Eric | WR | 5-9 | 195 | 7/4/85 | 10 | Bethune-Cookman | Ormond Beach, Fla. | UFA (ATL)-'17 |
| 96 | Williams, Sylvester | NT | 6-2 | 313 | 11/21/88 | 5 | North Carolina | Jefferson City, Mo. | UFA (DEN)-'17 |
| 54 | Williamson, Avery | LB | 6-1 | 246 | 3/9/92 | 4 | Kentucky | Milan, Tenn. | D5-'14 |
| 59 | Woodyard, Wesley | LB | 6-0 | 233 | 7/21/86 | 10 | Kentucky | LaGrange, Ga. | UFA (DEN)-'14 |

PRACTICE SQUAD (10):

| | | | | | | | | | |
|----|------------------|----|------|-----|----------|---|---------------------|---------------------|--------|
| 39 | Boykins, Jeremy | CB | 6-1 | 183 | 5/29/95 | R | Central Florida | Jacksonville, Fla. | FA-'17 |
| 15 | Jennings, Darius | WR | 5-10 | 180 | 6/28/92 | 1 | Virginia | Baltimore, Md. | FA-'17 |
| 30 | Johnson, Denzel | S | 6-0 | 198 | 9/16/94 | R | Texas Christian | Columbia, S.C. | FA-'17 |
| 69 | Marz, Tyler | T | 6-7 | 316 | 9/9/92 | 1 | Wisconsin | Springfield, Minn. | FA-'16 |
| 70 | Maxey, Johnny | DE | 6-5 | 283 | 10/19/93 | 1 | Mars Hill | Columbia, S.C. | FA-'17 |
| 17 | Pascal, Zach | WR | 6-2 | 219 | 12/18/94 | R | Old Dominion | Upper Marlboro, Md. | FA-'17 |
| 85 | Semisch, Tim | TE | 6-8 | 275 | 9/18/91 | 1 | Northern Illinois | Omaha, Neb. | FA-'17 |
| 72 | Warmsley, Julius | DE | 6-2 | 297 | 5/16/90 | 2 | Tulane | Baton Rouge, La. | FA-'17 |
| 68 | Wichmann, Cody | OL | 6-5 | 325 | 3/2/92 | 3 | Fresno State | Mariposa, Calif. | FA-'17 |
| 75 | Woods, Antwaun | NT | 6-1 | 318 | 1/3/93 | 1 | Southern California | Los Angeles, Calif. | FA-'16 |

RESERVE/INJURED (6):

| | | | | | | | | | |
|----|----------------|-----|-----|-----|----------|---|-----------------|--------------------|---------|
| 90 | Jones, DaQuan | DL | 6-4 | 322 | 12/27/91 | 4 | Penn State | Johnson City, N.Y. | D4a-'14 |
| 51 | Ochi, Victor | OLB | 6-1 | 242 | 10/2/93 | 1 | Stony Brook | Harlem, N.Y. | FA-'17 |
| 19 | Sharpe, Tajaé | WR | 6-2 | 194 | 12/23/94 | 2 | Massachusetts | Piscataway, N.J. | D5a-'16 |
| 36 | Sims, LeShaun | CB | 6-0 | 203 | 9/18/93 | 2 | Southern Utah | Las Vegas, Nev. | D5b-'16 |
| 11 | Tanney, Alex | QB | 6-4 | 220 | 11/11/87 | 2 | Monmouth (Ill.) | Lexington, Ill. | FA-'15 |
| 52 | Wallace, Aaron | OLB | 6-2 | 242 | 7/8/93 | 2 | UCLA | San Diego, Calif. | D7a-'16 |

Active Roster Count: 53

As of Jan. 13, 2018

HEAD COACH: MIKE MULARKEY

ASSISTANT COACHES: DICK LeBEAU (assistant head coach/defensive coordinator), TERRY ROBISKIE (offensive coordinator), CRAIG AUKERMAN (assistant special teams), BRANDON BLANEY (defensive assistant), SYLVESTER CROOM (running backs), NICK EASON (defensive line), RUSS GRIMM (offensive line), STEVE HOFFMAN (special teams), FRISMAN JACKSON (wide receivers), STEVE JACKSON (assistant secondary), TOM KANAVY (assistant strength and conditioning coach), JASON MI-CHAE (quarterbacks), TAYLOR PORTER (strength and conditioning assistant), ARTHUR SMITH (tight ends), LOU SPANOS (linebackers), LUKE STECKEL (assistant wide receivers), MIKE SULLIVAN (assistant offensive line), DESHEA TOWNSEND (secondary), STEVE WATTERSON (assistant head coach/strength and conditioning), KEITH WILLIS (assistant defensive line)

TENNESSEE TITANS NUMERICAL ROSTER

| NO. | NAME | POS. | HT. | WT. | AGE | EXP. | COLLEGE | HOMETOWN | ACQUIRED |
|-----|--------------------|------|------|-----|-----|------|------------------------|-------------------------|---------------|
| 3 | Brandon Weeden | QB | 6-3 | 230 | 34 | 6 | Oklahoma State | Oklahoma City, Okla. | FA-'17 |
| 4 | Ryan Succop | K | 6-2 | 218 | 31 | 9 | South Carolina | Hickory, N.C. | FA-'14 |
| 6 | Brett Kern | P | 6-2 | 214 | 31 | 10 | Toledo | Grand Island, N.Y. | W (DEN)-'09 |
| 8 | Marcus Mariota | QB | 6-4 | 222 | 24 | 3 | Oregon | Honolulu, Hawaii | D1-'15 |
| 13 | Taywan Taylor | WR | 5-11 | 203 | 22 | R | Western Kentucky | Louisville, Ky. | D3a-'17 |
| 14 | Eric Weems | WR | 5-9 | 195 | 32 | 10 | Bethune-Cookman | Ormond Beach, Fla. | UFA (ATL)-'17 |
| 16 | Matt Cassel | QB | 6-4 | 228 | 35 | 13 | Southern California | Northridge, Calif. | UFA (DAL)-'16 |
| 18 | Rishard Matthews | WR | 6-0 | 217 | 28 | 6 | Nevada | Santa Ana, Calif. | UFA (MIA)-'16 |
| 21 | Da'Norris Searcy | S | 5-11 | 207 | 29 | 7 | North Carolina | Decatur, Ga. | UFA (BUF)-'15 |
| 22 | Derrick Henry | RB | 6-3 | 247 | 24 | 2 | Alabama | Yulee, Fla. | D2c-'16 |
| 23 | Brice McCain | CB | 5-9 | 190 | 31 | 9 | Utah | Terrell, Texas | FA-'16 |
| 24 | Kalan Reed | CB | 5-11 | 192 | 24 | 1 | Southern Mississippi | Birmingham, Ala. | D7b-'16 |
| 25 | Adoree' Jackson | CB | 5-10 | 186 | 22 | R | Southern California | East St. Louis, Ill. | D1b-'17 |
| 26 | Logan Ryan | CB | 5-11 | 195 | 26 | 5 | Rutgers | Voorhees, N.J. | UFA (NE)-'17 |
| 28 | Khalfani Muhammad | RB | 5-7 | 174 | 23 | R | California | Inglewood, Calif. | D7c-'17 |
| 29 | DeMarco Murray | RB | 6-1 | 220 | 29 | 7 | Oklahoma | Las Vegas, Nev. | T (PHI)-'16 |
| 31 | Kevin Byard | S | 5-11 | 212 | 24 | 2 | Middle Tennessee State | Lithonia, Ga. | D3-'16 |
| 32 | David Fluellen | RB | 5-11 | 224 | 25 | 1 | Toledo | Lockport, N.Y. | FA-'15 |
| 33 | Tye Smith | CB | 6-0 | 195 | 24 | 2 | Towson | Raleigh, N.C. | FA-'17 |
| 35 | Curtis Riley | DB | 6-0 | 190 | 25 | 3 | Fresno State | Orlando, Fla. | FA-'15 |
| 37 | Johnathan Cyprien | S | 6-0 | 223 | 27 | 5 | Florida International | North Miami Beach, Fla. | UFA (JAX)-'17 |
| 41 | Brynden Trawick | S | 6-2 | 225 | 28 | 5 | Troy | Marietta, Ga. | UFA (OAK)-'17 |
| 44 | Josh Carraway | OLB | 6-3 | 242 | 23 | R | Texas Christian | Flower Mound, Texas | D7a-'17 |
| 48 | Beau Brinkley | LS | 6-4 | 260 | 27 | 6 | Missouri | Kearney, Mo. | FA-'12 |
| 50 | Nate Palmer | LB | 6-2 | 248 | 28 | 5 | Illinois State | Chicago, Ill. | W (GB)-'16 |
| 53 | Daren Bates | LB | 5-11 | 225 | 27 | 5 | Auburn | Olive Branch, Miss. | UFA (OAK)-'17 |
| 54 | Avery Williamson | LB | 6-1 | 246 | 25 | 4 | Kentucky | Milan, Tenn. | D5-'14 |
| 55 | Jayon Brown | LB | 6-0 | 226 | 22 | R | UCLA | Long Beach, Calif. | D5-'17 |
| 59 | Wesley Woodyard | LB | 6-0 | 233 | 31 | 10 | Kentucky | LaGrange, Ga. | UFA (DEN)-'14 |
| 60 | Ben Jones | C | 6-3 | 308 | 28 | 6 | Georgia | Brent, Ala. | UFA (HOU)-'16 |
| 61 | Corey Levin | G/C | 6-4 | 307 | 23 | R | Chattanooga | Dacula, Ga. | D6-'17 |
| 62 | Brian Schwenke | C/G | 6-3 | 318 | 26 | 5 | California | Oceanside, Calif. | D4-'13 |
| 64 | Josh Kline | G | 6-3 | 300 | 28 | 5 | Kent State | Mason, Ohio | W (NE)-'16 |
| 67 | Quinton Spain | G | 6-4 | 330 | 26 | 3 | West Virginia | Petersburg, Va. | FA-'15 |
| 71 | Dennis Kelly | G/T | 6-8 | 321 | 27 | 6 | Purdue | Chicago Heights, Ill. | T (PHI)-'16 |
| 77 | Taylor Lewan | T | 6-7 | 309 | 26 | 4 | Michigan | Cave Creek, Ariz. | D1-'14 |
| 78 | Jack Conklin | T | 6-6 | 308 | 23 | 2 | Michigan State | Plainwell, Mich. | D1-'16 |
| 81 | Jonnu Smith | TE | 6-3 | 248 | 22 | R | Florida International | Ocala, Fla. | D3b-'17 |
| 82 | Delanie Walker | TE | 6-2 | 248 | 33 | 12 | Central Missouri | Pomona, Calif. | UFA (SF)-'13 |
| 83 | Harry Douglas | WR | 6-0 | 183 | 33 | 10 | Louisville | Jonesboro, Ga. | FA-'15 |
| 84 | Corey Davis | WR | 6-3 | 209 | 23 | R | Western Michigan | Wheaton, Ill. | D1a-'17 |
| 87 | Eric Decker | WR | 6-3 | 214 | 30 | 8 | Minnesota | Cold Spring, Minn. | FA-'17 |
| 88 | Luke Stocker | TE | 6-5 | 253 | 29 | 7 | Tennessee | Berea, Ky. | FA-'17 |
| 89 | Phillip Supernaw | TE | 6-5 | 255 | 27 | 4 | Ouachita Baptist | Katy, Texas | FA-'15 |
| 91 | Derrick Morgan | OLB | 6-4 | 261 | 29 | 8 | Georgia Tech | Coatesville, Pa. | D1-'10 |
| 92 | Kevin Dodd | OLB | 6-5 | 277 | 25 | 2 | Clemson | Greenville, S.C. | D2a-'16 |
| 93 | Erik Walden | OLB | 6-2 | 250 | 32 | 10 | Middle Tennessee State | Dublin, Ga. | FA-'17 |
| 94 | Austin Johnson | DL | 6-4 | 314 | 23 | 2 | Penn State | Galloway, N.J. | D2b-'16 |
| 95 | David King | DE | 6-4 | 281 | 28 | 2 | Oklahoma | Houston, Texas | T (KC)-'17 |
| 96 | Sylvester Williams | NT | 6-2 | 313 | 29 | 5 | North Carolina | Jefferson City, Mo. | UFA (DEN)-'17 |
| 97 | Karl Klug | DL | 6-3 | 278 | 29 | 7 | Iowa | Caledonia, Minn. | D5-'11 |
| 98 | Brian Orakpo | OLB | 6-4 | 257 | 31 | 9 | Texas | Houston, Texas | UFA (WAS)-'15 |
| 99 | Jurrell Casey | DT | 6-1 | 305 | 28 | 7 | Southern California | Long Beach, Calif. | D3-'11 |

PRACTICE SQUAD (10):

| | | | | | | | | | |
|----|------------------|----|------|-----|----|---|---------------------|---------------------|--------|
| 15 | Darius Jennings | WR | 5-10 | 180 | 25 | 1 | Virginia | Baltimore, Md. | FA-'17 |
| 17 | Zach Pascal | WR | 6-2 | 219 | 23 | R | Old Dominion | Upper Marlboro, Md. | FA-'17 |
| 30 | Denzel Johnson | S | 6-0 | 198 | 23 | R | Texas Christian | Columbia, S.C. | FA-'17 |
| 39 | Jeremy Boykins | CB | 6-1 | 183 | 22 | R | Central Florida | Jacksonville, Fla. | FA-'17 |
| 68 | Cody Wichmann | OL | 6-5 | 325 | 25 | 3 | Fresno State | Mariposa, Calif. | FA-'17 |
| 69 | Tyler Marz | T | 6-7 | 316 | 25 | 1 | Wisconsin | Springfield, Minn. | FA-'16 |
| 70 | Johnny Maxey | DE | 6-5 | 283 | 24 | 1 | Mars Hill | Columbia, S.C. | FA-'17 |
| 72 | Julius Warmesley | DE | 6-2 | 297 | 27 | 2 | Tulane | Baton Rouge, La. | FA-'17 |
| 75 | Antwaun Woods | NT | 6-1 | 318 | 25 | 1 | Southern California | Los Angeles, Calif. | FA-'16 |
| 85 | Tim Semisch | TE | 6-8 | 275 | 26 | 1 | Northern Illinois | Omaha, Neb. | FA-'17 |

RESERVE/INJURED (6):

| | | | | | | | | | |
|----|---------------|-----|-----|-----|----|---|-----------------|--------------------|---------|
| 11 | Alex Tanney | QB | 6-4 | 220 | 30 | 2 | Monmouth (Ill.) | Lexington, Ill. | FA-'15 |
| 19 | Tajae Sharpe | WR | 6-2 | 194 | 23 | 2 | Massachusetts | Piscataway, N.J. | D5a-'16 |
| 36 | LeShaun Sims | CB | 6-0 | 203 | 24 | 2 | Southern Utah | Las Vegas, Nev. | D5b-'16 |
| 51 | Victor Ochi | OLB | 6-1 | 242 | 24 | 1 | Stony Brook | Harlem, N.Y. | FA-'17 |
| 52 | Aaron Wallace | OLB | 6-2 | 242 | 24 | 2 | UCLA | San Diego, Calif. | D7a-'16 |
| 90 | DaQuan Jones | DL | 6-4 | 322 | 26 | 4 | Penn State | Johnson City, N.Y. | D4a-'14 |

Active Roster Count: 53

As of Jan. 13, 2018

HEAD COACH: MIKE MULARKEY

ASSISTANT COACHES: DICK LeBEAU (assistant head coach/defensive coordinator), TERRY ROBISKIE (offensive coordinator), CRAIG AUKERMAN (assistant special teams), BRANDON BLANEY (defensive assistant), SYLVESTER CROOM (running backs), NICK EASON (defensive line), RUSS GRIMM (offensive line), STEVE HOFFMAN (special teams), FRISMAN JACKSON (wide receivers), STEVE JACKSON (assistant secondary), TOM KANAVY (assistant strength and conditioning coach), JASON MICHAEL (quarterbacks), TAYLOR PORTER (strength and conditioning assistant), ARTHUR SMITH (tight ends), LOU SPANOS (linebackers), LUKE STECKEL (assistant wide receivers), MIKE SULLIVAN (assistant offensive line), DESHEA TOWNSEND (secondary), STEVE WATTERSON (assistant head coach/strength and conditioning), KEITH WILLIS (assistant defensive line)

HOW ACQUIRED KEY: FA (free agent), UFA (unrestricted free agent), RFA (restricted free agent), D (draft pick), W (waivers), T (trade)

2017 RECAP

DRAFT

TEAM NOTES

PLAYER NOTES

STATISTICS

ROSTERS



GAME-BY-GAME STATISTICS

2017 TENNESSEE TITANS GAME-BY-GAME OFFENSE

| | 9/10 OAK | 9/17 at JAX | 9/24 SEA | 10/1 at HOU | 10/8 at MIA | 10/16 IND | 10/22 at CLE | 11/5 BAL | 11/12 CIN | 11/16 at PIT | 11/26 at IND | 12/3 HOU | 12/10 at ARI | 12/17 at SF | 12/24 LAR | 12/31 JAX | 2017 Totals |
|------------------------------|--------------|--------------|--------------|--------------|--------------|--------------|--------------|--------------|--------------|--------------|--------------|--------------|--------------|--------------|--------------|--------------|---------------|
| Points | 16 | 37 | 33 | 14 | 10 | 36 | 12 | 23 | 24 | 17 | 20 | 24 | 7 | 23 | 23 | 15 | 334 |
| 1st Qtr | 7 | 3 | 0 | 0 | 0 | 6 | 3 | 10 | 7 | 7 | 6 | 0 | 0 | 0 | 3 | 0 | 52 |
| 2nd Qtr | 3 | 3 | 9 | 14 | 3 | 3 | 3 | 6 | 10 | 0 | 0 | 10 | 7 | 10 | 10 | 12 | 103 |
| 3rd Qtr | 3 | 17 | 21 | 0 | 7 | 6 | 0 | 0 | 0 | 10 | 7 | 7 | 0 | 3 | 7 | 3 | 91 |
| 4th Qtr | 3 | 14 | 3 | 0 | 0 | 21 | 3 | 7 | 7 | 0 | 7 | 7 | 0 | 10 | 3 | 0 | 85 |
| Overtime | 0 | 0 | 0 | 0 | 0 | 0 | 3 | 0 | 0 | 0 | 0 | 0 | 0 | 0 | 0 | 0 | 3 |
| TDs (Ru-P-Ret) | 1-0-0 | 3-1-0 | 1-2-0 | 2-0-0 | 0-1-0 | 2-1-0 | 0-0-0 | 1-2-0 | 2-1-0 | 1-1-0 | 1-1-0 | 2-1-0 | 1-0-0 | 0-2-0 | 1-0-1 | 0-1-0 | 18-14-1 |
| PATs (M/A) | 1-1 | 4-4 | 3-3 | 2-2 | 1-1 | 3-3 | 0-0 | 2-3 | 3-3 | 2-2 | 2-2 | 3-3 | 1-1 | 2-2 | 2-2 | 0-1 | 31-33 |
| 2PT Convs (M/A) | 0-0 | 0-0 | 0-0 | 0-0 | 0-0 | 0-0 | 0-0 | 0-0 | 0-0 | 0-0 | 0-0 | 0-0 | 0-0 | 0-0 | 0-0 | 0-0 | 0-0 |
| FGs (M/A) | 3-4 | 3-3 | 4-4 | 0-0 | 1-1 | 5-5 | 4-5 | 1-1 | 1-2 | 1-2 | 2-2 | 1-2 | 0-1 | 3-3 | 3-4 | 3-3 | 35-42 |
| Safeties | 0 | 0 | 0 | 0 | 0 | 0 | 0 | 0 | 0 | 0 | 0 | 0 | 0 | 0 | 0 | 0 | 0 |
| First Downs | 21 | 21 | 21 | 9 | 14 | 25 | 16 | 14 | 27 | 17 | 19 | 19 | 14 | 23 | 19 | 11 | 290 |
| Rushing | 5 | 12 | 5 | 3 | 3 | 7 | 5 | 3 | 11 | 5 | 7 | 9 | 3 | 7 | 5 | 7 | 97 |
| Passing | 15 | 9 | 10 | 6 | 9 | 15 | 8 | 10 | 10 | 9 | 9 | 8 | 9 | 14 | 12 | 4 | 157 |
| Penalty | 1 | 0 | 6 | 0 | 2 | 3 | 3 | 1 | 6 | 3 | 3 | 2 | 2 | 2 | 2 | 0 | 36 |
| 3rd Down Conv (M/A) | 7-14 | 6-13 | 4-14 | 2-8 | 2-13 | 6-13 | 5-17 | 3-11 | 7-15 | 5-13 | 3-8 | 5-11 | 4-12 | 6-12 | 3-12 | 3-16 | 71-202 |
| 3rd Down Conv Pct | 50.00% | 46.15% | 28.57% | 25.00% | 15.38% | 46.15% | 29.41% | 27.27% | 46.67% | 38.46% | 37.50% | 45.45% | 33.33% | 50.00% | 25.00% | 18.75% | 35.15% |
| 4th Down Conv (M/A) | 0-0 | 0-0 | 0-0 | 0-0 | 0-0 | 1-1 | 0-1 | 0-0 | 0-0 | 1-2 | 0-0 | 1-1 | 0-2 | 1-1 | 0-1 | 1-1 | 5-10 |
| 4th Down Conv Pct | 0.00% | 0.00% | 0.00% | 0.00% | 0.00% | 100.00% | 0.00% | 0.00% | 0.00% | 50.00% | 0.00% | 100.00% | 0.00% | 100.00% | 0.00% | 100.00% | 50.00% |
| Red Zone Conv (M/A) | 1-3 | 3-4 | 0-3 | 1-1 | 1-1 | 1-3 | 0-2 | 3-3 | 3-3 | 1-2 | 2-4 | 1-1 | 1-1 | 2-3 | 1-4 | 0-2 | 21-40 |
| Red Zone Conv Pct | 33.33% | 75.00% | 0.00% | 100.00% | 100.00% | 33.33% | 0.00% | 100.00% | 100.00% | 50.00% | 50.00% | 100.00% | 100.00% | 66.67% | 25.00% | 0.00% | 52.50% |
| Goal to Go Conv (M/A) | 1-2 | 2-3 | 0-0 | 1-1 | 1-1 | 1-2 | 0-2 | 1-1 | 2-2 | 1-1 | 2-2 | 1-1 | 0-0 | 2-2 | 0-1 | 0-0 | 15-21 |
| Goal to Go Conv Pct | 50.00% | 66.67% | 0.00% | 100.00% | 100.00% | 50.00% | 0.00% | 100.00% | 100.00% | 100.00% | 100.00% | 100.00% | 0.00% | 100.00% | 0.00% | 0.00% | 71.43% |
| Total Net Yards | 350 | 390 | 420 | 195 | 188 | 473 | 269 | 257 | 416 | 316 | 276 | 344 | 204 | 328 | 366 | 232 | 5024 |
| Total Off. Plays | 63 | 64 | 67 | 41 | 58 | 67 | 68 | 52 | 84 | 60 | 53 | 50 | 56 | 62 | 66 | 63 | 974 |
| Avg. Gain Per Play | 5.6 | 6.1 | 6.3 | 4.8 | 3.2 | 7.1 | 4.0 | 4.9 | 5.0 | 5.3 | 5.2 | 6.9 | 3.6 | 5.3 | 5.5 | 3.7 | 5.2 |
| Net Yards Rushing | 95 | 179 | 195 | 86 | 69 | 168 | 80 | 71 | 180 | 52 | 92 | 198 | 65 | 90 | 97 | 116 | 1833 |
| Total Rushing Plays | 21 | 36 | 35 | 19 | 20 | 34 | 32 | 21 | 36 | 21 | 28 | 25 | 22 | 28 | 26 | 39 | 443 |
| Avg. Gain Per Rush | 4.5 | 5.0 | 5.6 | 4.5 | 3.5 | 4.9 | 2.5 | 3.4 | 5.0 | 2.5 | 3.3 | 7.9 | 3.0 | 3.2 | 3.7 | 3.0 | 4.1 |
| Net Yards Passing | 255 | 211 | 225 | 109 | 119 | 305 | 189 | 186 | 236 | 264 | 184 | 146 | 139 | 238 | 269 | 116 | 3191 |
| Times Sacked | 1 | 1 | 0 | 2 | 6 | 1 | 2 | 3 | 4 | 5 | 0 | 2 | 3 | 1 | 1 | 3 | 35 |
| Yards Lost on Sacks | 1 | 4 | 0 | 8 | 22 | 1 | 14 | 32 | 28 | 42 | 0 | 4 | 20 | 3 | 6 | 18 | 203 |
| Gross Yards Passing | 256 | 215 | 225 | 117 | 141 | 306 | 203 | 218 | 264 | 306 | 184 | 150 | 159 | 241 | 275 | 134 | 3394 |
| Pass Attempts | 41 | 27 | 32 | 20 | 32 | 32 | 34 | 28 | 44 | 34 | 25 | 23 | 31 | 33 | 39 | 21 | 496 |
| Pass Completions | 25 | 15 | 20 | 10 | 21 | 23 | 21 | 19 | 25 | 22 | 17 | 15 | 16 | 23 | 22 | 12 | 306 |
| Completion Pct | 60.98% | 55.56% | 62.50% | 50.00% | 65.63% | 71.88% | 61.76% | 67.86% | 56.82% | 64.71% | 68.00% | 65.22% | 51.61% | 69.70% | 56.41% | 57.14% | 61.69% |
| Avg. Gain Per Pass | 6.1 | 7.5 | 7 | 5.0 | 3.1 | 9.2 | 5.3 | 6.0 | 4.9 | 6.8 | 7.4 | 5.8 | 4.1 | 7.0 | 6.7 | 4.8 | 6.0 |
| Interceptions | 0 | 1 | 0 | 4 | 0 | 1 | 0 | 1 | 1 | 4 | 2 | 0 | 2 | 0 | 1 | 0 | 17 |
| Fumbles / Fum. Lost | 0-0 | 0-0 | 0-0 | 1-1 | 2-2 | 0-0 | 1-1 | 0-0 | 1-1 | 0-0 | 0-0 | 2-1 | 0-0 | 1-1 | 1-0 | 1-1 | 10-8 |
| Penalties | 5 | 7 | 5 | 6 | 11 | 4 | 5 | 3 | 5 | 9 | 2 | 7 | 6 | 3 | 5 | 2 | 85 |
| Penalty Yards | 49 | 70 | 45 | 88 | 77 | 45 | 35 | 39 | 55 | 65 | 15 | 63 | 48 | 22 | 54 | 15 | 785 |
| Punts | 4 | 3 | 6 | 5 | 10 | 1 | 4 | 5 | 6 | 3 | 3 | 4 | 6 | 2 | 4 | 9 | 75 |
| Gross Punting Average | 47 | 41.7 | 56.8 | 49.2 | 54.9 | 44.0 | 52.0 | 51.2 | 56.5 | 47.3 | 46.3 | 49.8 | 52.2 | 55.5 | 36.3 | 42.6 | 49.7 |
| Touchbacks | 1 | 0 | 1 | 0 | 0 | 0 | 1 | 0 | 2 | 0 | 0 | 0 | 0 | 0 | 0 | 0 | 5 |
| Inside20 | 2 | 0 | 2 | 1 | 4 | 1 | 2 | 3 | 1 | 0 | 1 | 2 | 2 | 1 | 2 | 4 | 28 |
| Punts Blocked | 0 | 0 | 0 | 0 | 0 | 0 | 0 | 0 | 0 | 0 | 0 | 0 | 0 | 0 | 0 | 0 | 0 |
| Net Punting Average | 40.80 | 40.3 | 48.2 | 48.4 | 50.2 | 44.0 | 43.8 | 46.8 | 42.2 | 39.7 | 46.3 | 42.5 | 46.7 | 49.5 | 35.5 | 41.1 | 44.6 |
| Punt Returns | 1 | 2 | 5 | 1 | 2 | 2 | 3 | 2 | 3 | 1 | 2 | 2 | 3 | 1 | 2 | 4 | 36 |
| Punt Return Yards | 5 | 55 | 51 | 3 | 14 | 15 | 20 | 22 | 17 | 10 | 7 | 41 | 14 | 0 | 12 | 19 | 305 |
| Punt Return Avg. | 5.0 | 27.5 | 10.2 | 3.0 | 7.0 | 7.5 | 6.7 | 11.0 | 5.7 | 10.0 | 3.5 | 20.5 | 4.7 | 0.0 | 6.0 | 4.8 | 8.5 |
| Fair Catches | 0 | 2 | 0 | 0 | 1 | 0 | 0 | 1 | 2 | 0 | 1 | 0 | 0 | 0 | 0 | 2 | 9 |
| Kickoff Returns | 1 | 2 | 2 | 3 | 2 | 2 | 0 | 1 | 3 | 5 | 1 | 0 | 2 | 1 | 3 | 0 | 28 |
| Kickoff Return Yards | 35 | 22 | 27 | 71 | 39 | 46 | 0 | 4 | 71 | 103 | 15 | 0 | 55 | 21 | 109 | 0 | 618 |
| Kickoff Return Avg. | 35.0 | 11.0 | 13.5 | 23.7 | 19.5 | 23.0 | 0.0 | 4.0 | 23.7 | 20.6 | 15.0 | 0.0 | 27.5 | 21.0 | 36.3 | 0.0 | 22.1 |
| Time of Possession | 28:21 | 30:46 | 32:41 | 20:19 | 30:15 | 35:53 | 35:23 | 27:38 | 40:09 | 28:20 | 28:38 | 26:11 | 26:11 | 27:25 | 29:56 | 33:27 | 29:51 |
| Turnover Ratio | 0 | +2 | 0 | -4 | 0 | 0 | +2 | +1 | 0 | -4 | -1 | 0 | -2 | -1 | 0 | 3 | -4 |

2017 TENNESSEE TITANS GAME-BY-GAME DEFENSE

| | 9/10 OAK | 9/17 at JAX | 9/24 SEA | 10/1 at HOU | 10/8 at MIA | 10/16 IND | 10/22 at CLE | 11/5 BAL | 11/12 CIN | 11/16 at PIT | 11/26 at IND | 12/3 HOU | 12/10 at ARI | 12/17 at SF | 12/24 LAR | 12/31 JAX | 2017 Totals |
|------------------------------|--------------|--------------|--------------|--------------|--------------|--------------|--------------|--------------|--------------|--------------|--------------|--------------|--------------|--------------|--------------|--------------|---------------|
| Points | 26 | 16 | 27 | 57 | 16 | 22 | 9 | 20 | 20 | 40 | 16 | 13 | 12 | 25 | 27 | 10 | 356 |
| 1st Qtr | 7 | 3 | 0 | 14 | 10 | 3 | 0 | 3 | 6 | 10 | 0 | 3 | 0 | 6 | 6 | 0 | 71 |
| 2nd Qtr | 6 | 0 | 7 | 16 | 0 | 10 | 3 | 3 | 7 | 6 | 13 | 7 | 0 | 10 | 7 | 3 | 98 |
| 3rd Qtr | 3 | 0 | 7 | 7 | 0 | 6 | 3 | 0 | 0 | 7 | 3 | 0 | 6 | 0 | 7 | 0 | 49 |
| 4th Qtr | 10 | 13 | 13 | 20 | 6 | 3 | 3 | 14 | 7 | 17 | 0 | 3 | 6 | 9 | 7 | 7 | 138 |
| Overtime | 0 | 0 | 0 | 0 | 0 | 0 | 0 | 0 | 0 | 0 | 0 | 0 | 0 | 0 | 0 | 0 | 0 |
| TDs (Ru-P-Ret) | 0-2-0 | 1-1-0 | 0-4-0 | 2-4-1 | 0-1-1 | 0-1-1 | 0-0-0 | 0-2-0 | 1-2-0 | 0-4-0 | 1-0-0 | 0-1-0 | 0-0-0 | 0-1-0 | 0-4-0 | 0-0-1 | 5-27-4 |
| PATs (M/A) | 2-2 | 1-1 | 3-3 | 6-7 | 1-2 | 1-2 | 0-0 | 2-2 | 2-3 | 4-4 | 1-1 | 1-1 | 0-0 | 1-1 | 3-4 | 1-1 | 29-34 |
| 2PT Convs (M/A) | 0-0 | 0-1 | 0-1 | 0-0 | 0-0 | 0-0 | 0-0 | 0-0 | 0-0 | 0-0 | 0-0 | 0-0 | 0-0 | 0-0 | 0-0 | 0-0 | 0-2 |
| FGs (M/A) | 4-4 | 1-1 | 0-0 | 3-3 | 1-1 | 3-3 | 3-3 | 2-2 | 0-0 | 4-4 | 3-3 | 2-4 | 4-5 | 6-6 | 0-1 | 1-1 | 37-41 |
| Safeties | 0 | 0 | 0 | 0 | 0 | 0 | 0 | 0 | 0 | 0 | 0 | 0 | 0 | 0 | 0 | 0 | 0 |
| First Downs | 22 | 20 | 24 | 33 | 12 | 18 | 19 | 24 | 15 | 25 | 15 | 24 | 16 | 23 | 20 | 13 | 323 |
| Rushing | 5 | 6 | 4 | 10 | 5 | 3 | 2 | 4 | 4 | 3 | 4 | 3 | 5 | 2 | 5 | 3 | 68 |
| Passing | 16 | 13 | 20 | 19 | 7 | 13 | 15 | 19 | 10 | 19 | 10 | 17 | 9 | 20 | 14 | 10 | 231 |
| Penalty | 1 | 1 | 0 | 4 | 0 | 2 | 2 | 1 | 1 | 3 | 1 | 4 | 2 | 1 | 1 | 0 | 24 |
| 3rd Down Conv (M/A) | 5-12 | 6-13 | 4-14 | 6-12 | 5-15 | 2-9 | 3-13 | 6-16 | 1-10 | 4-12 | 6-14 | 8-16 | 3-14 | 7-14 | 6-14 | 6-16 | 78-214 |
| 3rd Down Conv Pct | 41.67% | 46.15% | 28.57% | 50.00% | 33.33% | 22.22% | 23.08% | 37.50% | 10.00% | 33.33% | 42.86% | 50.00% | 21.43% | 50.00% | 42.86% | 37.50% | 36.45% |
| 4th Down Conv (M/A) | 1-1 | 0-0 | 1-2 | 1-1 | 0-0 | 0-1 | 1-2 | 3-4 | 1-1 | 0-1 | 0-0 | 1-1 | 0-0 | 0-0 | 1-2 | 0-0 | 10-16 |
| 4th Down Conv Pct | 100.00% | 0.00% | 50.00% | 100.00% | 0.00% | 0.00% | 50.00% | 75.00% | 100.00% | 0.00% | 0.00% | 100.00% | 0.00% | 0.00% | 50.00% | 0.00% | 62.50% |
| Red Zone Conv (M/A) | 2-3 | 2-2 | 3-4 | 6-9 | 1-1 | 1-4 | 0-1 | 2-4 | 1-2 | 3-7 | 1-4 | 1-3 | 0-3 | 1-4 | 3-4 | 0-1 | 27-56 |
| Red Zone Conv Pct | 66.67% | 100.00% | 75.00% | 66.67% | 100.00% | 25.00% | 0.00% | 50.00% | 50.00% | 42.86% | 25.00% | 33.33% | 0.00% | 25.00% | 75.00% | 0.00% | 48.21% |
| Goal to Go Conv (M/A) | 1-2 | 1-1 | 2-2 | 5-5 | 1-1 | 1-2 | 0-0 | 1-1 | 1-2 | 2-3 | 0-2 | 1-3 | 0-1 | 1-2 | 2-3 | 0-0 | 19-30 |
| Goal to Go Conv Pct | 50.00% | 100.00% | 100.00% | 100.00% | 100.00% | 50.00% | 0.00% | 100.00% | 50.00% | 66.67% | 0.00% | 33.33% | 0.00% | 50.00% | 66.67% | 0.00% | 63.33% |
| Total Net Yards | 359 | 310 | 433 | 445 | 178 | 297 | 284 | 341 | 308 | 349 | 254 | 384 | 261 | 414 | 402 | 229 | 5248 |
| Total Off. Plays | 63 | 61 | 72 | 78 | 59 | 57 | 67 | 77 | 50 | 69 | 61 | 75 | 63 | 68 | 66 | 60 | 1046 |
| Avg. Gain Per Play | 5.7 | 5.1 | 6.0 | 5.7 | 3.0 | 5.2 | 4.2 | 4.4 | 6.2 | 5.1 | 4.2 | 5.1 | 4.1 | 6.1 | 6.1 | 3.8 | 5.0 |
| Net Yards Rushing | 109 | 99 | 69 | 173 | 100 | 85 | 66 | 73 | 53 | 65 | 89 | 53 | 136 | 51 | 116 | 83 | 1420 |
| Total Rushing Plays | 29 | 25 | 22 | 42 | 31 | 19 | 26 | 22 | 14 | 21 | 24 | 22 | 29 | 22 | 26 | 24 | 398 |
| Avg. Gain Per Rush | 3.8 | 4.0 | 3.1 | 4.1 | 3.2 | 4.5 | 2.5 | 3.3 | 3.8 | 3.1 | 3.7 | 2.4 | 4.7 | 2.3 | 4.5 | 3.5 | 3.6 |
| Net Yards Passing | 250 | 211 | 364 | 272 | 78 | 212 | 218 | 268 | 255 | 284 | 165 | 331 | 125 | 363 | 286 | 146 | 3828 |
| Times Sacked | 2 | 2 | 1 | 2 | 1 | 1 | 2 | 2 | 1 | 3 | 8 | 4 | 8 | 3 | 1 | 2 | 43 |
| Yards Lost on Sacks | 12 | 12 | 9 | 11 | 14 | 0 | 17 | 9 | 10 | 15 | 31 | 34 | 53 | 18 | 15 | 12 | 272 |
| Gross Yards Passing | 262 | 223 | 373 | 283 | 92 | 212 | 235 | 277 | 265 | 299 | 196 | 365 | 178 | 381 | 301 | 158 | 4100 |
| Pass Attempts | 32 | 34 | 49 | 34 | 27 | 37 | 39 | 53 | 35 | 45 | 29 | 49 | 26 | 43 | 39 | 34 | 605 |
| Pass Completions | 22 | 20 | 29 | 25 | 12 | 21 | 22 | 35 | 20 | 30 | 17 | 31 | 17 | 31 | 22 | 15 | 369 |
| Completion Pct | 68.75% | 58.82% | 59.18% | 73.53% | 44.44% | 56.76% | 56.41% | 66.04% | 57.14% | 66.67% | 58.62% | 63.27% | 65.38% | 72.09% | 56.41% | 44.12% | 60.99% |
| Avg. Gain Per Pass | 7.4 | 5.9 | 7.3 | 7.6 | 2.8 | 5.6 | 5.3 | 4.9 | 7.1 | 5.9 | 4.5 | 6.2 | 3.7 | 7.9 | 7.2 | 4.1 | 5.9 |
| Interceptions | 0 | 2 | 0 | 1 | 1 | 0 | 3 | 2 | 0 | 0 | 0 | 1 | 0 | 0 | 0 | 2 | 12 |
| Fumbles / Fum. Lost | 3-0 | 2-1 | 3-0 | 0-0 | 1-1 | 1-1 | 0-0 | 1-0 | 2-2 | 1-0 | 2-1 | 1-0 | 0-0 | 0-0 | 2-1 | 4-2 | 23-9 |
| Penalties | 5 | 10 | 11 | 3 | 5 | 5 | 12 | 6 | 12 | 7 | 9 | 11 | 5 | 7 | 5 | 6 | 119 |
| Penalty Yards | 49 | 99 | 98 | 20 | 23 | 51 | 81 | 39 | 84 | 61 | 67 | 85 | 30 | 70 | 44 | 41 | 942 |
| Punts | 3 | 5 | 8 | 2 | 9 | 3 | 4 | 4 | 7 | 3 | 5 | 3 | 6 | 1 | 4 | 8 | 75 |
| Gross Punting Average | 52.7 | 49.2 | 48.5 | 61.0 | 51.0 | 53.3 | 44.5 | 45.0 | 50.1 | 50.7 | 47.0 | 46.3 | 45.0 | 43.0 | 50.0 | 42.0 | 48.2 |
| Touchbacks | 1 | 0 | 1 | 0 | 0 | 0 | 0 | 0 | 0 | 0 | 0 | 0 | 0 | 0 | 1 | 2 | 5 |
| Inside20 | 1 | 1 | 0 | 1 | 5 | 0 | 0 | 2 | 3 | 1 | 1 | 1 | 2 | 0 | 1 | 2 | 21 |
| Punts Blocked | 0 | 0 | 0 | 0 | 0 | 0 | 0 | 0 | 0 | 0 | 0 | 0 | 0 | 0 | 0 | 0 | 0 |
| Net Punting Average | 44.3 | 38.2 | 39.6 | 59.5 | 49.4 | 48.3 | 39.5 | 39.5 | 47.7 | 47.3 | 45.6 | 32.7 | 42.7 | 43.0 | 42.0 | 34.6 | 42.8 |
| Punt Returns | 2 | 1 | 3 | 2 | 7 | 0 | 3 | 2 | 4 | 2 | 1 | 3 | 4 | 1 | 1 | 5 | 41 |
| Punt Return Yards | 5 | 4 | 32 | 4 | 47 | 0 | 13 | 22 | 46 | 23 | 0 | 29 | 33 | 12 | 3 | 13 | 286 |
| Punt Return Avg. | 2.5 | 4.0 | 10.7 | 2.0 | 6.7 | 0.0 | 4.3 | 11.0 | 11.5 | 11.5 | 0.0 | 9.7 | 8.3 | 12.0 | 3.0 | 2.6 | 7.0 |
| Fair Catches | 1 | 0 | 0 | 1 | 1 | 1 | 0 | 1 | 0 | 0 | 1 | 1 | 0 | 0 | 1 | 1 | 9 |
| Kickoff Returns | 1 | 4 | 0 | 1 | 2 | 5 | 1 | 1 | 1 | 1 | 0 | 2 | 2 | 4 | 4 | 3 | 32 |
| Kickoff Return Yards | 41 | 88 | 0 | 42 | 44 | 157 | 30 | 22 | 26 | 21 | 0 | 42 | 27 | 65 | 87 | 58 | 750 |
| Kickoff Return Avg. | 41 | 22.0 | 0.0 | 42.0 | 22.0 | 31.4 | 30.0 | 22.0 | 26.0 | 21.0 | 0.0 | 21.0 | 13.5 | 16.3 | 21.8 | 19.3 | 23.4 |
| Time of Possession | 31:39 | 29:14 | 27:19 | 39:41 | 29:45 | 24:07 | 32:42 | 32:22 | 19:51 | 31:40 | 31:22 | 33:49 | 33:49 | 32:35 | 30:04 | 26:33 | 30:09 |

| 2017 PLAYOFF OFFENSE | | | |
|------------------------------|--------------|--------------|--------------|
| | 1/6 at KC | 1/13 at NE | 2017 Totals |
| Points | 22 | 14 | 36 |
| 1st Qtr | 0 | 7 | 7 |
| 2nd Qtr | 3 | 0 | 3 |
| 3rd Qtr | 7 | 0 | 7 |
| 4th Qtr | 12 | 7 | 19 |
| Overtime | 0 | 0 | 0 |
| TDs (Ru-P-Ret) | 1-2-0 | 0-2-0 | 1-4-0 |
| PATs (M/A) | 1-1 | 2-2 | 3-3 |
| 2PT Convs (M/A) | 0-2 | 0-0 | 0-2 |
| FGs (M/A) | 1-1 | 0-0 | 1-1 |
| Safeties | 0 | 0 | 0 |
| First Downs | 23 | 15 | 38 |
| Rushing | 9 | 3 | 12 |
| Passing | 12 | 11 | 23 |
| Penalty | 2 | 1 | 3 |
| 3rd Down Conv (M/A) | 8-13 | 5-15 | 13-28 |
| 3rd Down Conv Pct | 61.54% | 33.33% | 46.43% |
| 4th Down Conv (M/A) | 0-0 | 2-3 | 2-3 |
| 4th Down Conv Pct | 0.00% | 66.67% | 66.67% |
| Red Zone Conv (M/A) | 1-2 | 2-2 | 3-4 |
| Red Zone Conv Pct | 50.00% | 100.00% | 75.00% |
| Goal to Go Conv (M/A) | 1-1 | 0-0 | 1-1 |
| Goal to Go Conv Pct | 100.00% | 0.00% | 100.00% |
| Total Net Yards | 397 | 267 | 664 |
| Total Off. Plays | 64 | 61 | 125 |
| Avg. Gain Per Play | 6.2 | 4.4 | 5.3 |
| Net Yards Rushing | 202 | 65 | 267 |
| Total Rushing Plays | 31 | 16 | 47 |
| Avg. Gain Per Rush | 6.5 | 4.1 | 5.7 |
| Net Yards Passing | 195 | 202 | 397 |
| Times Sacked | 2 | 8 | 10 |
| Yards Lost on Sacks | 10 | 52 | 62 |
| Gross Yards Passing | 205 | 254 | 459 |
| Pass Attempts | 31 | 37 | 68 |
| Pass Completions | 19 | 22 | 41 |
| Completion Pct | 61.29% | 59.46% | 60.29% |
| Avg. Gain Per Pass | 5.9 | 4.5 | 5.1 |
| Interceptions | 1 | 0 | 1 |
| Fumbles / Fum. Lost | 2-1 | 0-0 | 2-1 |
| Penalties | 8 | 10 | 18 |
| PenaltyYards | 50 | 62 | 112 |
| Punts | 3 | 7 | 10 |
| Gross Punting Average | 43.7 | 45.1 | 44.7 |
| Touchbacks | 0 | 0 | 0 |
| Inside20 | 2 | 2 | 4 |
| Punts Blocked | 0 | 0 | 0 |
| Net Punting Average | 41.00 | 41.3 | 41.2 |
| Punt Returns | 3 | 1 | 4 |
| Punt Return Yards | 18 | 0 | 18 |
| Punt Return Avg. | 6.0 | 0.0 | 4.5 |
| Fair Catches | 1 | 1 | 2 |
| Kickoff Returns | 3 | 4 | 7 |
| Kickoff Return Yards | 55 | 83 | 138 |
| Kickoff Return Avg. | 18.3 | 20.8 | 19.7 |
| Time of Possession | 32:28 | 27:04 | 29:46 |
| Turnover Ratio | -2 | 0 | -2 |

| 2017 PLAYOFF DEFENSE | | | |
|------------------------------|--------------|--------------|--------------|
| | 1/6 at KC | 1/13 at NE | 2017 Totals |
| Points | 21 | 35 | 56 |
| 1st Qtr | 14 | 0 | 14 |
| 2nd Qtr | 7 | 21 | 28 |
| 3rd Qtr | 0 | 7 | 7 |
| 4th Qtr | 0 | 7 | 7 |
| Overtime | 0 | 0 | 0 |
| TDs (Ru-P-Ret) | 1-2-0 | 2-3-0 | 3-5-0 |
| PATs (M/A) | 3-3 | 5-5 | 8-8 |
| 2PT Convs (M/A) | 0-0 | 0-0 | 0-0 |
| FGs (M/A) | 0-1 | 0-1 | 0-2 |
| Safeties | 0 | 0 | 0 |
| First Downs | 19 | 31 | 50 |
| Rushing | 3 | 8 | 11 |
| Passing | 14 | 20 | 34 |
| Penalty | 2 | 3 | 5 |
| 3rd Down Conv (M/A) | 4-11 | 11-17 | 15-28 |
| 3rd Down Conv Pct | 36.36% | 64.71% | 53.57% |
| 4th Down Conv (M/A) | 0-1 | 0-0 | 0-1 |
| 4th Down Conv Pct | 0.00% | 0.00% | 0.00% |
| Red Zone Conv (M/A) | 3-3 | 5-5 | 8-8 |
| Red Zone Conv Pct | 100.00% | 100.00% | 100.00% |
| Goal to Go Conv (M/A) | 1-1 | 5-5 | 6-6 |
| Goal to Go Conv Pct | 100.00% | 100.00% | 100.00% |
| Total Net Yards | 325 | 438 | 763 |
| Total Off. Plays | 53 | 80 | 133 |
| Avg. Gain Per Play | 6.1 | 5.5 | 5.7 |
| Net Yards Rushing | 69 | 101 | 170 |
| Total Rushing Plays | 16 | 27 | 43 |
| Avg. Gain Per Rush | 4.3 | 3.7 | 4.0 |
| Net Yards Passing | 256 | 337 | 593 |
| Times Sacked | 4 | 0 | 4 |
| Yards Lost on Sacks | 8 | 0 | 8 |
| Gross Yards Passing | 264 | 337 | 601 |
| Pass Attempts | 33 | 53 | 86 |
| Pass Completions | 24 | 35 | 59 |
| Completion Pct | 72.73% | 66.04% | 68.60% |
| Avg. Gain Per Pass | 6.9 | 6.4 | 6.6 |
| Interceptions | 0 | 0 | 0 |
| Fumbles / Fum. Lost | 0-0 | 0-0 | 0-0 |
| Penalties | 8 | 4 | 12 |
| PenaltyYards | 68 | 37 | 105 |
| Punts | 5 | 4 | 9 |
| Gross Punting Average | 50 | 42.3 | 46.6 |
| Touchbacks | 1 | 1 | 2 |
| Inside20 | 0 | 2 | 2 |
| Punts Blocked | 0 | 0 | 0 |
| Net Punting Average | 42.40 | 37.3 | 40.1 |
| Punt Returns | 2 | 3 | 5 |
| Punt Return Yards | 8 | 27 | 35 |
| Punt Return Avg. | 4.0 | 9.0 | 7.0 |
| Fair Catches | 0 | 4 | 4 |
| Kickoff Returns | 4 | 1 | 5 |
| Kickoff Return Yards | 83 | 27 | 110 |
| Kickoff Return Avg. | 20.8 | 27.0 | 22.0 |
| Time of Possession | 27:32 | 32:56 | 30:14 |

2017 TENNESSEE TITANS GAME-BY-GAME STARTERS

BOLD denotes rookie

OFFENSE

| Date | Opp | WR | LT | LG | C | RG | RT | TE | RB/WR/TE | QB | FB/WR/TE | RB |
|-----------------|-------|-------------|----------|-------------|----------|----------|------------|-------------|-----------------------|------------|-----------------------|-----------|
| 09/10/17 | Oak | R. Matthews | T. Lewan | Q. Spain | B. Jones | J. Kline | J. Conklin | D. Walker | E. Decker (WR) | M. Mariota | J. Smith (TE) | D. Murray |
| 09/17/17 | @ Jax | R. Matthews | T. Lewan | Q. Spain | B. Jones | J. Kline | J. Conklin | P. Supernaw | C. Davis (WR) | M. Mariota | J. Smith (TE) | D. Murray |
| 09/24/17 | Sea | R. Matthews | T. Lewan | Q. Spain | B. Jones | J. Kline | J. Conklin | D. Walker | J. Smith (TE) | M. Mariota | J. Fowler (FB) | D. Murray |
| 10/01/17 | @ Hou | E. Decker | T. Lewan | Q. Spain | B. Jones | J. Kline | J. Conklin | D. Walker | D. Kelly (TE) | M. Mariota | J. Smith (TE) | D. Murray |
| 10/08/17 | @ Mia | R. Matthews | T. Lewan | Q. Spain | B. Jones | J. Kline | J. Conklin | D. Walker | T. Taylor (WR) | M. Cassel | J. Smith (TE) | D. Murray |
| 10/16/17 | Ind | R. Matthews | T. Lewan | Q. Spain | B. Jones | J. Kline | J. Conklin | D. Walker | T. Taylor (WR) | M. Mariota | E. Decker (WR) | D. Murray |
| 10/22/17 | @ Cle | R. Matthews | T. Lewan | Q. Spain | B. Jones | J. Kline | J. Conklin | D. Walker | E. Decker (WR) | M. Mariota | J. Smith (TE) | D. Murray |
| 11/05/17 | Bal | R. Matthews | T. Lewan | B. Schwenke | B. Jones | J. Kline | J. Conklin | P. Supernaw | C. Davis (WR) | M. Mariota | J. Smith (TE) | D. Murray |
| 11/12/17 | Cin | R. Matthews | T. Lewan | B. Schwenke | B. Jones | J. Kline | J. Conklin | D. Walker | C. Davis (WR) | M. Mariota | J. Smith (TE) | D. Murray |
| 11/16/17 | @ Pit | R. Matthews | T. Lewan | Q. Spain | B. Jones | J. Kline | J. Conklin | D. Walker | C. Davis (WR) | M. Mariota | T. Taylor (WR) | D. Murray |
| 11/26/17 | @ Ind | E. Decker | T. Lewan | Q. Spain | B. Jones | J. Kline | J. Conklin | P. Supernaw | C. Davis (WR) | M. Mariota | J. Smith (TE) | D. Murray |
| 12/03/17 | Hou | E. Decker | T. Lewan | Q. Spain | B. Jones | J. Kline | J. Conklin | D. Walker | C. Davis (WR) | M. Mariota | J. Smith (TE) | D. Murray |
| 12/10/17 | @ Ari | E. Decker | T. Lewan | Q. Spain | B. Jones | J. Kline | J. Conklin | D. Walker | D. Henry (RB) | M. Mariota | J. Smith (TE) | D. Murray |
| 12/17/17 | @ SF | E. Decker | T. Lewan | Q. Spain | B. Jones | J. Kline | J. Conklin | D. Walker | C. Davis (WR) | M. Mariota | T. Taylor (WR) | D. Murray |
| 12/24/17 | LAR | R. Matthews | T. Lewan | Q. Spain | B. Jones | J. Kline | J. Conklin | L. Stocker | C. Davis (WR) | M. Mariota | J. Smith (TE) | D. Murray |
| 12/31/17 | Jax | R. Matthews | T. Lewan | Q. Spain | B. Jones | J. Kline | J. Conklin | L. Stocker | C. Davis (WR) | M. Mariota | J. Smith (TE) | D. Henry |
| PLAYOFFS | | | | | | | | | | | | |
| 01/06/18 | @ KC | R. Matthews | T. Lewan | Q. Spain | B. Jones | J. Kline | J. Conklin | D. Walker | C. Davis (WR) | M. Mariota | J. Smith (TE) | D. Henry |
| 01/13/18 | @ NE | R. Matthews | T. Lewan | Q. Spain | B. Jones | J. Kline | J. Conklin | D. Walker | C. Davis (WR) | M. Mariota | E. Decker (WR) | D. Henry |

BOLD denotes rookie

DEFENSE

| Date | Opp | DE/CB | NT/CB | DT | OLB | ILB | ILB | OLB | CB | CB | SS | FS |
|-----------------|-------|-----------------|------------------|----------|-----------|-------------|---------------|-----------|-------------------|-----------|------------|----------|
| 09/10/17 | Oak | D. Jones (DE) | S. Williams (NT) | J. Casey | D. Morgan | W. Woodyard | A. Williamson | B. Orakpo | A. Jackson | L. Ryan | J. Cyprien | K. Byard |
| 09/17/17 | @ Jax | D. Jones (DE) | S. Williams (NT) | J. Casey | D. Morgan | W. Woodyard | A. Williamson | B. Orakpo | A. Jackson | L. Ryan | D. Searcy | K. Byard |
| 09/24/17 | Sea | D. Jones (DE) | L. Sims (CB) | J. Casey | D. Morgan | W. Woodyard | A. Williamson | B. Orakpo | A. Jackson | L. Ryan | D. Searcy | K. Byard |
| 10/01/17 | @ Hou | D. Jones (DE) | S. Williams (NT) | J. Casey | D. Morgan | W. Woodyard | A. Williamson | B. Orakpo | A. Jackson | L. Ryan | D. Searcy | K. Byard |
| 10/08/17 | @ Mia | D. Jones (DE) | L. Sims (CB) | J. Casey | D. Morgan | W. Woodyard | A. Williamson | B. Orakpo | A. Jackson | L. Ryan | D. Searcy | K. Byard |
| 10/16/17 | Ind | D. Jones (DE) | L. Sims (CB) | J. Casey | D. Morgan | W. Woodyard | A. Williamson | B. Orakpo | A. Jackson | L. Ryan | D. Searcy | K. Byard |
| 10/22/17 | @ Cle | D. Jones (DE) | S. Williams (NT) | J. Casey | D. Morgan | W. Woodyard | A. Williamson | B. Orakpo | A. Jackson | L. Ryan | D. Searcy | K. Byard |
| 11/05/17 | Bal | D. Jones (DE) | S. Williams (NT) | J. Casey | D. Morgan | W. Woodyard | A. Williamson | B. Orakpo | A. Jackson | L. Ryan | J. Cyprien | K. Byard |
| 11/12/17 | Cin | D. Jones (DE) | L. Sims (CB) | J. Casey | D. Morgan | W. Woodyard | A. Williamson | B. Orakpo | A. Jackson | L. Ryan | J. Cyprien | K. Byard |
| 11/16/17 | @ Pit | D. Jones (DE) | L. Sims (CB) | J. Casey | D. Morgan | W. Woodyard | A. Williamson | B. Orakpo | A. Jackson | L. Ryan | J. Cyprien | K. Byard |
| 11/26/17 | @ Ind | D. Jones (DE) | S. Williams (NT) | J. Casey | D. Morgan | W. Woodyard | A. Williamson | B. Orakpo | A. Jackson | L. Ryan | J. Cyprien | K. Byard |
| 12/03/17 | Hou | D. Jones (DE) | S. Williams (NT) | J. Casey | D. Morgan | W. Woodyard | A. Williamson | B. Orakpo | A. Jackson | L. Ryan | J. Cyprien | K. Byard |
| 12/10/17 | @ Ari | A. Johnson (DE) | S. Williams (NT) | J. Casey | E. Walden | W. Woodyard | A. Williamson | B. Orakpo | A. Jackson | L. Ryan | J. Cyprien | K. Byard |
| 12/17/17 | @ SF | A. Johnson (DE) | S. Williams (NT) | J. Casey | E. Walden | W. Woodyard | A. Williamson | B. Orakpo | A. Jackson | L. Ryan | J. Cyprien | K. Byard |
| 12/24/17 | LAR | T. Smith (CB) | S. Williams (NT) | J. Casey | D. Morgan | W. Woodyard | A. Williamson | B. Orakpo | A. Jackson | B. McCain | J. Cyprien | K. Byard |
| 12/31/17 | Jax | A. Johnson (DE) | S. Williams (NT) | J. Casey | D. Morgan | W. Woodyard | A. Williamson | B. Orakpo | A. Jackson | L. Ryan | J. Cyprien | K. Byard |
| PLAYOFFS | | | | | | | | | | | | |
| 01/06/18 | @ KC | A. Johnson (DE) | T. Smith (CB) | J. Casey | D. Morgan | W. Woodyard | A. Williamson | B. Orakpo | A. Jackson | L. Ryan | J. Cyprien | K. Byard |
| 01/13/18 | @ NE | T. Smith (CB) | S. Williams (NT) | J. Casey | D. Morgan | W. Woodyard | A. Williamson | B. Orakpo | A. Jackson | L. Ryan | J. Cyprien | K. Byard |

| 2017 TENNESSEE TITANS GAME-BY-GAME INDIVIDUAL LEADERS | | | | | | | | | |
|---|-------|------------------|-----------------|---------------------------|-------------------------------------|------------------------------|-------------------------------|---|--------------------------|
| Date | Opp | PASSING YDS. | RUSHING YDS. | RUSHING ATT. | RECEPTIONS | RECEIVING YDS. | TACKLES * | SACKS | INTERCEPTIONS |
| 09/10/17 | Oak | M. Mariota (256) | D. Murray (44) | D. Murray (12) | D. Walker (7) | D. Walker (76) | K. Byard (8) | D. Morgan & W. Woodyard (1) | None |
| 09/17/17 | @ Jax | M. Mariota (215) | D. Henry (92) | D. Henry (14) | D. Walker (4) | D. Walker (61) | W. Woodyard (15) | D. Morgan & B. Orakpo (1) | D. Searcy & C. Riley (1) |
| 09/24/17 | Sea | M. Mariota (225) | D. Murray (115) | D. Murray (13) | R. Matthews (6) | R. Matthews (87) | W. Woodyard (13) | E. Walden (1) | None |
| 10/01/17 | @ Hou | M. Mariota (96) | M. Mariota (39) | D. Murray (7) | D. Walker & R. Matthews (3) | D. Walker (51) | W. Woodyard (14) | J. Casey & D. Morgan (1) | K. Byard (1) |
| 10/08/17 | @ Mia | M. Cassel (141) | D. Murray (58) | D. Murray (14) | J. Smith (5) | E. Decker & R. Matthews (34) | A. Williamson (10) | J. Casey (1) | T. Smith (1) |
| 10/16/17 | Ind | M. Mariota (306) | D. Henry (131) | D. Henry (19) | E. Decker (9) | E. Decker (88) | W. Woodyard (8) | W. Woodyard (1) | None |
| 10/22/17 | @ Cle | M. Mariota (203) | D. Murray (59) | D. Murray (18) | D. Walker (7) | D. Walker (63) | A. Williamson (15) | D. Morgan (1.5) | K. Byard (3) |
| 11/05/17 | Bal | M. Mariota (218) | D. Henry (26) | D. Murray (9) | D. Walker (5) | D. Walker (71) | W. Woodyard (20) | J. Casey (1) | K. Byard (2) |
| 11/12/17 | Cin | M. Mariota (264) | D. Henry (52) | D. Murray (14) | D. Walker (6) | D. Walker (63) | W. Woodyard (9) | B. Orakpo (1) | None |
| 11/16/17 | @ Pit | M. Mariota (306) | D. Henry (32) | D. Murray (8) | D. Walker (6) | R. Matthews (113) | J. Cyprien & A. Jackson (9) | D. Morgan, E. Walen & K. Klug (1) | None |
| 11/26/17 | @ Ind | M. Mariota (184) | D. Henry (79) | D. Henry (13) | D. Walker & C. Davis (4) | D. Walker (63) | A. Williamson (12) | D. Jones (2) | None |
| 12/03/17 | Hou | M. Mariota (150) | D. Henry (109) | D. Henry & D. Murray (11) | D. Walker (5) | D. Walker (63) | W. Woodyard (15) | D. Jones (1.5) | L. Sims (1) |
| 12/10/17 | @ Ari | M. Mariota (159) | D. Murray (34) | D. Murray (11) | D. Walker (5) | E. Decker (56) | W. Woodyard & J. Cyprien (10) | J. Casey (2) | None |
| 12/17/17 | @ SF | M. Mariota (241) | D. Murray (59) | D. Murray (18) | R. Matthews (6) | R. Matthews (95) | W. Woodyard (12) | W. Woodyard, A. Williamson & J. Brown (1) | None |
| 12/24/17 | LAR | M. Mariota (275) | D. Murray (48) | D. Murray (15) | C. Davis & E. Decker (6) | C. Davis (91) | J. Casey (7) | Team sack (1) | None |
| 12/31/17 | Jax | M. Mariota (134) | M. Mariota (60) | D. Henry (28) | D. Walker, E. Decker & J. Smith (3) | D. Henry (66) | A. Williamson (12) | J. Casey & B. Orakpo (1) | K. Byard (2) |
| PLAYOFFS | | | | | | | | | |
| 01/06/18 | @ KC | M. Mariota (205) | D. Henry (156) | D. Henry (23) | D. Walker (6) | D. Walker (74) | J. Casey & W. Woodyard (8) | B. Orakpo (1.5) | None |
| 01/13/18 | @ NE | M. Mariota (254) | M. Mariota (37) | D. Henry (12) | E. Decker (6) | E. Decker (85) | L. Ryan (11) | None | None |

* Titans tackles from coaches' tally

| 2017 OPPONENTS GAME-BY-GAME INDIVIDUAL LEADERS | | | | | | | | | |
|--|-------|-------------------------|-------------------|-------------------|----------------------------|--------------------|--------------------------------------|---|---|
| Date | Opp | PASSING YDS. | RUSHING YDS. | RUSHING ATT. | RECEPTIONS | RECEIVING YDS. | TACKLES * | SACKS | INTERCEPTIONS |
| 09/10/17 | Oak | D. Carr (262) | M. Lynch (76) | M. Lynch (18) | M. Crabtree (6) | M. Crabtree (83) | K. Joseph (6) | M. Edwards & J. Ellis (0.5) | None |
| 09/17/17 | @ Jax | B. Bortles (223) | L. Fournette (40) | L. Fournette (14) | M. Lee (7) | A. Hurns (7) | T. Smith (8) | M. Jack (1) | None |
| 09/24/17 | Sea | R. Wilson (373) | C. Carson (34) | C. Carson (11) | D. Baldwin (10) | D. Baldwin (105) | B. Wagner (11) | None | None |
| 10/01/17 | @ Hou | D. Watson (283) | L. Miller (75) | L. Miller (19) | D. Hopkins (10) | D. Hopkins (107) | D. Cole (5) | D. Cole & J. Clowney (1) | A. Hal (2) |
| 10/08/17 | @ Mia | J. Cutler (92) | J. Ajayi (77) | J. Ajayi (25) | J. Landry (5) | J. Landry (44) | K. Alonso, R. Jones & L. Timmons (7) | A. Branch (2) | None |
| 10/16/17 | Ind | J. Brissett (212) | F. Gore (49) | F. Gore (10) | J. Doyle (11) | D. Moncrief (67) | J. Simon (11) | J. Simon (1) | J. Simon (1) |
| 10/22/17 | @ Cle | C. Kessler (121) | I. Crowell (35) | I. Crowell (17) | D. Johnson (6) | D. Johnson (45) | C. Kirksey (17) | J. Collins & M. Garrett (1) | None |
| 11/05/17 | Bal | J. Flacco (261) | A. Collins (43) | A. Collins (13) | J. Maclin (8) | J. Maclin (98) | C. Mosley (8) | T. Suggs (1) | E. Weddle (1) |
| 11/12/17 | Cin | A. Dalton (265) | J. Mixon (37) | J. Mixon (9) | B. LaFell (6) | A. Green (115) | N. Vigil (8) | G. Atkins, C. Smith, W. Jackson & C. Lawson (1) | D. Dennard (1) |
| 11/16/17 | @ Pit | B. Roethlisberger (299) | L. Bell (46) | L. Bell (12) | A. Brown (10) | A. Brown (144) | R. Shazier (10) | C. Heyward (2) | R. Golen, S. Davis, M. Hilton & C. Sensabaugh (1) |
| 11/26/17 | @ Ind | J. Brissett (196) | F. Gore (62) | F. Gore (17) | J. Doyle (7) | J. Doyle (94) | J. Bostic (11) | None | N. Hairston & R. Melvin (1) |
| 12/03/17 | Hou | T. Savage (365) | L. Miller (56) | L. Miller (15) | D. Hopkins (8) | D. Hopkins (80) | B. McKinney (7) | B. McKinney & Z. Cunningham (1) | None |
| 12/10/17 | @ Ari | B. Gabbert (178) | K. Williams (73) | K. Williams (20) | L. Fitzgerald (5) | L. Fitzgerald (44) | K. Dansby (8) | C. Jones, H. Reddick & O. Pierre (1) | T. Williams & J. Bynes (1) |
| 12/17/17 | @ SF | J. Garoppolo (381) | C. Hyde (25) | C. Hyde (16) | M. Goodwin (10) | M. Goodwin (114) | D. Buckner (9) | D. Bucker & T. Carradine (0.5) | None |
| 12/24/17 | LAR | J. Goff (301) | T. Gurley (118) | T. Gurley (22) | T. Gurley (10) | T. Gurley (158) | T. Hill (9) | C. Littleton (1) | C. Littleton (1) |
| 12/31/17 | Jax | B. Bortles (158) | L. Fournette (69) | L. Fournette (19) | L. Fournette & K. Cloe (4) | L. Fournette (67) | T. Smith (9) | M. Darens & E. Ankou (1) | None |
| PLAYOFFS | | | | | | | | | |
| 01/06/18 | @ KC | Alex Smith (264) | K. Hunt (42) | K. Hunt (11) | T. Hill (7) | T. Hill (87) | R. Ragland (9) | D. Johnson & J. Houston (1) | M. Peters (1) |
| 01/13/18 | @ NE | T. Brady (337) | D. Lewis (62) | D. Lewis (15) | D. Amendola (11) | D. Amendola (112) | E. Rowe (5) | D. Wise & G. Grissom (2) | None |

* Opponents tackles from press box stats

2017 TENNESSEE TITANS INDIVIDUAL GAME-BY-GAME PASSING STATISTICS

MATT CASSEL

| Date | Opp | W-L | GP / GS | PASSING | | | | | | | | | | | | |
|------------------------|-------|------------|--------------|-----------|-----------|-------------|------------|------------|----------|------------|----------|------------|-----------|----------|-----------|-------------|
| | | | | Att | Cmp | Pct | Yds | Yd/Att | TD | TD% | Int | Int% | Lg | Sk | Yds | Rat |
| 09/10/17 | Oak | L | DNP | 0 | 0 | - | 0 | - | 0 | - | 0 | - | 0 | 0 | 0 | - |
| 09/17/17 | @ Jax | W | DNP | 0 | 0 | - | 0 | - | 0 | - | 0 | - | 0 | 0 | 0 | - |
| 09/24/17 | Sea | W | DNP | 0 | 0 | - | 0 | - | 0 | - | 0 | - | 0 | 0 | 0 | - |
| 10/01/17 | @ Hou | L | p | 10 | 4 | 40.0 | 21 | 2.1 | 0 | 0.0 | 2 | 20.0 | 10 | 2 | 8 | 8.3 |
| 10/08/17 | @ Mia | L | S | 32 | 21 | 65.6 | 141 | 4.4 | 1 | 3.1 | 0 | 0.0 | 17 | 6 | 22 | 85.5 |
| 10/16/17 | Ind | W | DNP | 0 | 0 | - | 0 | - | 0 | - | 0 | - | 0 | 0 | 0 | - |
| 10/22/17 | @ Cle | W | DNP | 0 | 0 | - | 0 | - | 0 | - | 0 | - | 0 | 0 | 0 | - |
| 11/05/17 | Bal | W | DNP | 0 | 0 | - | 0 | - | 0 | - | 0 | - | 0 | 0 | 0 | - |
| 11/12/17 | Cin | W | DNP | 0 | 0 | - | 0 | - | 0 | - | 0 | - | 0 | 0 | 0 | - |
| 11/16/17 | @ Pit | L | DNP | 0 | 0 | - | 0 | - | 0 | - | 0 | - | 0 | 0 | 0 | - |
| 11/26/17 | @ Ind | W | DNP | 0 | 0 | - | 0 | - | 0 | - | 0 | - | 0 | 0 | 0 | - |
| 12/03/17 | Hou | W | DNP | 0 | 0 | - | 0 | - | 0 | - | 0 | - | 0 | 0 | 0 | - |
| 12/10/17 | @ Ari | L | DNP | 0 | 0 | - | 0 | - | 0 | - | 0 | - | 0 | 0 | 0 | - |
| 12/17/17 | @ SF | L | DNP | 0 | 0 | - | 0 | - | 0 | - | 0 | - | 0 | 0 | 0 | - |
| 12/24/17 | LAR | L | DNP | 0 | 0 | - | 0 | - | 0 | - | 0 | - | 0 | 0 | 0 | - |
| 12/31/17 | Jax | W | DNP | 0 | 0 | - | 0 | - | 0 | - | 0 | - | 0 | 0 | 0 | - |
| Totals | | 9-7 | 2 / 1 | 42 | 25 | 59.5 | 162 | 3.9 | 1 | 2.4 | 2 | 4.8 | 17 | 8 | 30 | 55.9 |
| 01/06/18 | @ KC | W | DNP | 0 | 0 | - | 0 | - | 0 | - | 0 | - | 0 | 0 | 0 | - |
| 01/13/18 | @ NE | L | DNP | 0 | 0 | - | 0 | - | 0 | - | 0 | - | 0 | 0 | 0 | - |
| Playoff Totals: | | 1-1 | 0 / 0 | 0 | 0 | - | 0 | - | 0 | - | 0 | - | 0 | 0 | 0 | - |

MARCUS MARIOTA

| Date | Opp | W-L | GP / GS | PASSING | | | | | | | | | | | | |
|------------------------|-------|------------|----------------|------------|------------|-------------|-------------|------------|-----------|------------|-----------|------------|------------|-----------|------------|-------------|
| | | | | Att | Cmp | Pct | Yds | Yd/Att | TD | TD% | Int | Int% | Lg | Sk | Yds | Rat |
| 09/10/17 | Oak | L | S | 41 | 25 | 61.0 | 256 | 6.2 | 0 | 0.0 | 0 | 0.0 | 24 | 1 | 1 | 78.9 |
| 09/17/17 | @ Jax | W | S | 27 | 15 | 55.6 | 215 | 8.0 | 1 | 3.7 | 1 | 3.7 | 42 | 1 | 4 | 78.5 |
| 09/24/17 | Sea | W | S | 32 | 20 | 62.5 | 225 | 7.0 | 2 | 6.3 | 0 | 0.0 | 55t | 0 | 0 | 104.3 |
| 10/01/17 | @ Hou | L | S | 10 | 6 | 60.0 | 96 | 9.6 | 0 | 0.0 | 2 | 20.0 | 28 | 0 | 0 | 52.5 |
| 10/08/17 | @ Mia | L | IA | 0 | 0 | - | 0 | - | 0 | - | 0 | - | 0 | 0 | 0 | - |
| 10/16/17 | Ind | W | S | 32 | 23 | 71.9 | 306 | 9.6 | 1 | 3.1 | 1 | 3.1 | 53t | 1 | 1 | 99.2 |
| 10/22/17 | @ Cle | W | S | 34 | 21 | 61.8 | 203 | 6.0 | 0 | 0.0 | 0 | 0.0 | 23 | 2 | 14 | 78.4 |
| 11/05/17 | Bal | W | S | 28 | 19 | 67.9 | 218 | 7.8 | 2 | 7.1 | 1 | 3.6 | 29 | 3 | 32 | 100.0 |
| 11/12/17 | Cin | W | S | 44 | 25 | 56.8 | 264 | 6.0 | 1 | 2.3 | 1 | 2.3 | 20 | 4 | 28 | 72.5 |
| 11/16/17 | @ Pit | L | S | 33 | 22 | 66.7 | 306 | 9.3 | 1 | 3.0 | 4 | 12.1 | 75t | 5 | 42 | 66.8 |
| 11/26/17 | @ Ind | W | S | 25 | 17 | 68.0 | 184 | 7.4 | 1 | 4.0 | 2 | 8.0 | 37 | 0 | 0 | 69.4 |
| 12/03/17 | Hou | W | S | 23 | 15 | 65.2 | 150 | 6.5 | 1 | 4.3 | 0 | 0.0 | 24t | 2 | 4 | 98.1 |
| 12/10/17 | @ Ari | L | S | 31 | 16 | 51.6 | 159 | 5.1 | 0 | 0.0 | 2 | 6.5 | 29 | 3 | 20 | 39.6 |
| 12/17/17 | @ SF | L | S | 33 | 23 | 69.7 | 241 | 7.3 | 2 | 6.1 | 0 | 0.0 | 25 | 1 | 3 | 110.8 |
| 12/24/17 | LAR | L | S | 39 | 22 | 56.4 | 275 | 7.1 | 0 | 0.0 | 1 | 2.6 | 37 | 1 | 6 | 67.8 |
| 12/31/17 | Jax | W | S | 21 | 12 | 57.1 | 134 | 6.4 | 1 | 4.8 | 0 | 0.0 | 66t | 3 | 18 | 92.2 |
| Totals | | 9-7 | 15 / 15 | 453 | 281 | 62.0 | 3232 | 7.1 | 13 | 2.9 | 15 | 3.3 | 75t | 27 | 173 | 79.3 |
| 01/06/18 | @ KC | W | S | 31 | 19 | 61.3 | 205 | 6.6 | 2 | 6.5 | 1 | 3.2 | 29 | 2 | 10 | 88.8 |
| 01/13/18 | @ NE | L | S | 37 | 22 | 59.5 | 254 | 6.9 | 2 | 5.4 | 0 | 0.0 | 36 | 8 | 52 | 98.3 |
| Playoff Totals: | | 1-1 | 2 / 2 | 68 | 41 | 60.3 | 459 | 6.8 | 4 | 5.9 | 1 | 1.5 | 36 | 10 | 62 | 93.9 |

BRANDON WEEDEN

| Date | Opp | W-L | GP / GS | PASSING | | | | | | | | | | | | |
|------------------------|-------|------------|--------------|---------------|----------|----------|----------|----------|----------|----------|----------|----------|----------|----------|----------|----------|
| | | | | Att | Cmp | Pct | Yds | Yd/Att | TD | TD% | Int | Int% | Lg | Sk | Yds | Rat |
| 09/10/17 | Oak | | | Not on Roster | | | | | | | | | | | | |
| 09/17/17 | @ Jax | | | Not on Roster | | | | | | | | | | | | |
| 09/24/17 | Sea | | | Not on Roster | | | | | | | | | | | | |
| 10/01/17 | @ Hou | | | Not on Roster | | | | | | | | | | | | |
| 10/08/17 | @ Mia | L | DNP | 0 | 0 | - | 0 | - | 0 | - | 0 | - | 0 | 0 | 0 | - |
| 10/16/17 | Ind | W | DNP | 0 | 0 | - | 0 | - | 0 | - | 0 | - | 0 | 0 | 0 | - |
| 10/22/17 | @ Cle | W | DNP | 0 | 0 | - | 0 | - | 0 | - | 0 | - | 0 | 0 | 0 | - |
| 11/05/17 | Bal | W | IA | 0 | 0 | - | 0 | - | 0 | - | 0 | - | 0 | 0 | 0 | - |
| 11/12/17 | Cin | W | IA | 0 | 0 | - | 0 | - | 0 | - | 0 | - | 0 | 0 | 0 | - |
| 11/16/17 | @ Pit | L | IA | 0 | 0 | - | 0 | - | 0 | - | 0 | - | 0 | 0 | 0 | - |
| 11/26/17 | @ Ind | W | IA | 0 | 0 | - | 0 | - | 0 | - | 0 | - | 0 | 0 | 0 | - |
| 12/03/17 | Hou | W | IA | 0 | 0 | - | 0 | - | 0 | - | 0 | - | 0 | 0 | 0 | - |
| 12/10/17 | @ Ari | L | IA | 0 | 0 | - | 0 | - | 0 | - | 0 | - | 0 | 0 | 0 | - |
| 12/17/17 | @ SF | L | IA | 0 | 0 | - | 0 | - | 0 | - | 0 | - | 0 | 0 | 0 | - |
| 12/24/17 | 0 LAR | L | IA | 0 | 0 | - | 0 | - | 0 | - | 0 | - | 0 | 0 | 0 | - |
| 12/31/17 | 0 Jax | W | IA | 0 | 0 | - | 0 | - | 0 | - | 0 | - | 0 | 0 | 0 | - |
| Totals | | 7-5 | 0 / 0 | 0 | 0 | - | 0 | - | 0 | - | 0 | - | 0 | 0 | 0 | - |
| 01/06/18 | @ KC | W | IA | 0 | 0 | - | 0 | - | 0 | - | 0 | - | 0 | 0 | 0 | - |
| 01/13/18 | @ NE | L | IA | 0 | 0 | - | 0 | - | 0 | - | 0 | - | 0 | 0 | 0 | - |
| Playoff Totals: | | 1-1 | 0 / 0 | 0 | 0 | - | 0 | - | 0 | - | 0 | - | 0 | 0 | 0 | - |

Other passers: Eric Decker (1 for 0 yards at PIT, 11/16/2017)

2017 TENNESSEE TITANS INDIVIDUAL GAME-BY-GAME RUSHING STATISTICS

| DAVID FLUELLEN (RB) | | | | | | | | JALSTON FOWLER (FB) | | | | | | | |
|---------------------|-------|---------|---------|-----|-----|----|----|---------------------|-------|---------|---------------|-----|-----|----|----|
| Date | Opp | GP / GS | RUSHING | | | | | Date | Opp | GP / GS | RUSHING | | | | |
| | | | Att | Yds | Avg | Lg | TD | | | | Att | Yds | Avg | Lg | TD |
| 09/10/17 | Oak | p | 0 | 0 | - | 0 | 0 | 09/10/17 | Oak | p | 0 | 0 | - | 0 | 0 |
| 09/17/17 | @ Jax | p | 3 | 18 | 6.0 | 10 | 0 | 09/17/17 | @ Jax | p | 1 | 3 | 3.0 | 3t | 1 |
| 09/24/17 | Sea | p | 0 | 0 | - | 0 | 0 | 09/24/17 | Sea | S | 0 | 0 | - | 0 | 0 |
| 10/01/17 | @ Hou | p | 1 | 3 | 3.0 | 3 | 0 | 10/01/17 | @ Hou | p | 0 | 0 | - | 0 | 0 |
| 10/08/17 | @ Mia | p | 0 | 0 | - | 0 | 0 | 10/08/17 | @ Mia | p | 0 | 0 | - | 0 | 0 |
| 10/16/17 | Ind | p | 0 | 0 | - | 0 | 0 | 10/16/17 | Ind | p | 0 | 0 | - | 0 | 0 |
| 10/22/17 | @ Cle | p | 0 | 0 | - | 0 | 0 | 10/22/17 | @ Cle | p | 0 | 0 | - | 0 | 0 |
| 11/05/17 | Bal | p | 0 | 0 | - | 0 | 0 | 11/05/17 | Bal | p | 0 | 0 | - | 0 | 0 |
| 11/12/17 | Cin | p | 0 | 0 | - | 0 | 0 | 11/12/17 | Cin | p | 1 | 1 | 1.0 | 1 | 0 |
| 11/16/17 | @ Pit | p | 0 | 0 | - | 0 | 0 | 11/16/17 | @ Pit | p | 0 | 0 | - | 0 | 0 |
| 11/26/17 | @ Ind | p | 0 | 0 | - | 0 | 0 | 11/26/17 | @ Ind | IA | 0 | 0 | - | 0 | 0 |
| 12/03/17 | Hou | p | 0 | 0 | - | 0 | 0 | 12/03/17 | Hou | IA | 0 | 0 | - | 0 | 0 |
| 12/10/17 | @ Ari | p | 0 | 0 | - | 0 | 0 | 12/10/17 | @ Ari | | Not on Roster | | | | |
| 12/17/17 | @ SF | p | 0 | 0 | - | 0 | 0 | 12/17/17 | @ SF | | Not on Roster | | | | |
| 12/24/17 | LAR | p | 0 | 0 | - | 0 | 0 | 12/24/17 | LAR | | Not on Roster | | | | |
| 12/31/17 | Jax | p | 0 | 0 | - | 0 | 0 | 12/31/17 | Jax | | Not on Roster | | | | |
| 2017 Totals: | | 16 / 0 | 4 | 21 | 5.3 | 10 | 0 | 2017 Totals: | | 10 / 1 | 2 | 4 | 2.0 | 3t | 1 |
| 01/06/18 | @ KC | p | 0 | 0 | - | 0 | 0 | 01/06/18 | @ KC | | Not on Roster | | | | |
| 1/13/2018 | @ NE | p | 0 | 0 | - | 0 | 0 | 1/13/2018 | @ NE | | Not on Roster | | | | |
| Playoff Totals: | | 2 / 0 | 0 | 0 | - | 0 | 0 | Playoff Totals: | | 0 / 0 | 0 | 0 | - | 0 | 0 |

| DERRICK HENRY (RB) | | | | | | | | MARCUS MARIOTA (QB) | | | | | | | |
|--------------------|-------|---------|---------|-----|-----|-----|----|---------------------|-------|---------|---------|-----|-----|-----|----|
| Date | Opp | GP / GS | RUSHING | | | | | Date | Opp | GP / GS | RUSHING | | | | |
| | | | Att | Yds | Avg | Lg | TD | | | | Att | Yds | Avg | Lg | TD |
| 09/10/17 | Oak | p | 6 | 25 | 4.2 | 8 | 0 | 09/10/17 | Oak | S | 3 | 26 | 8.7 | 15 | 1 |
| 09/17/17 | @ Jax | p | 14 | 92 | 6.6 | 17t | 1 | 09/17/17 | @ Jax | S | 6 | 24 | 4.0 | 8 | 0 |
| 09/24/17 | Sea | p | 13 | 54 | 4.2 | 25 | 0 | 09/24/17 | Sea | S | 7 | 27 | 3.9 | 10 | 0 |
| 10/01/17 | @ Hou | p | 6 | 7 | 1.2 | 3 | 0 | 10/01/17 | @ Hou | S | 4 | 39 | 9.8 | 34t | 2 |
| 10/08/17 | @ Mia | p | 4 | 9 | 2.3 | 11 | 0 | 10/08/17 | @ Mia | IA | 0 | 0 | - | 0 | 0 |
| 10/16/17 | Ind | p | 19 | 131 | 6.9 | 72t | 1 | 10/16/17 | Ind | S | 2 | 0 | 0.0 | 1 | 0 |
| 10/22/17 | @ Cle | p | 13 | 13 | 1.0 | 9 | 0 | 10/22/17 | @ Cle | S | 1 | 8 | 8.0 | 8 | 0 |
| 11/05/17 | Bal | p | 8 | 26 | 3.3 | 10 | 1 | 11/05/17 | Bal | S | 3 | 6 | 2.0 | 7 | 0 |
| 11/12/17 | Cin | p | 11 | 52 | 4.7 | 23 | 0 | 11/12/17 | Cin | S | 6 | 51 | 8.5 | 28 | 0 |
| 11/16/17 | @ Pit | p | 7 | 32 | 4.6 | 16 | 0 | 11/16/17 | @ Pit | S | 5 | 5 | 1.0 | 7t | 1 |
| 11/26/17 | @ Ind | p | 13 | 79 | 6.1 | 16 | 0 | 11/26/17 | @ Ind | S | 3 | 4 | 1.3 | 6 | 0 |
| 12/03/17 | Hou | p | 11 | 109 | 9.9 | 75t | 1 | 12/03/17 | Hou | S | 3 | 23 | 7.7 | 12 | 1 |
| 12/10/17 | @ Ari | S | 8 | 20 | 2.5 | 9 | 1 | 12/10/17 | @ Ari | S | 2 | 11 | 5.5 | 7 | 0 |
| 12/17/17 | @ SF | p | 7 | 19 | 2.7 | 10 | 0 | 12/17/17 | @ SF | S | 2 | 4 | 2.0 | 2 | 0 |
| 12/24/17 | LAR | p | 8 | 25 | 3.1 | 10 | 0 | 12/24/17 | LAR | S | 3 | 24 | 8.0 | 14 | 0 |
| 12/31/17 | Jax | S | 28 | 51 | 1.8 | 13 | 0 | 12/31/17 | Jax | S | 10 | 60 | 6.0 | 15 | 0 |
| 2017 Totals: | | 16 / 2 | 176 | 744 | 4.2 | 75t | 5 | 2017 Totals: | | 15 / 15 | 60 | 312 | 5.2 | 34t | 5 |
| 01/06/18 | @ KC | S | 23 | 156 | 6.8 | 35t | 1 | 01/06/18 | @ KC | S | 8 | 46 | 5.8 | 17 | 0 |
| 1/13/2018 | @ NE | S | 12 | 28 | 2.3 | 4 | 0 | 1/13/2018 | @ NE | S | 4 | 37 | 9.3 | 11 | 0 |
| Playoff Totals: | | 2 / 2 | 35 | 184 | 5.3 | 35t | 1 | Playoff Totals: | | 2 / 2 | 12 | 83 | 6.9 | 17 | 0 |

| DEMARCO MURRAY (RB) | | | | | | |
|------------------------|-------|---------|-----------|------------|------------|------------|
| Date | Opp | GP / GS | RUSHING | | | |
| | | | Att | Yds | Avg | TD |
| 09/10/17 | Oak | S | 12 | 44 | 3.7 | 21 |
| 09/17/17 | @ Jax | S | 9 | 25 | 2.8 | 7 |
| 09/24/17 | Sea | S | 14 | 115 | 8.2 | 75t |
| 10/01/17 | @ Hou | S | 7 | 31 | 4.4 | 9 |
| 10/08/17 | @ Mia | S | 14 | 58 | 4.1 | 13 |
| 10/16/17 | Ind | S | 12 | 40 | 3.3 | 7 |
| 10/22/17 | @ Cle | S | 18 | 59 | 3.3 | 16 |
| 11/05/17 | Bal | S | 9 | 19 | 2.1 | 7 |
| 11/12/17 | Cin | S | 14 | 42 | 3.0 | 9 |
| 11/16/17 | @ Pit | S | 8 | 10 | 1.3 | 5 |
| 11/26/17 | @ Ind | S | 12 | 9 | 0.8 | 12 |
| 12/03/17 | Hou | S | 11 | 66 | 6.0 | 22 |
| 12/10/17 | @ Ari | S | 11 | 34 | 3.1 | 9 |
| 12/17/17 | @ SF | S | 18 | 59 | 3.3 | 11 |
| 12/24/17 | LAR | S | 15 | 48 | 3.2 | 9 |
| 12/31/17 | Jax | IA | 0 | 0 | - | 0 |
| 2017 Totals: | | | 15 | 659 | 3.6 | 75t |
| 01/06/18 | @ KC | IA | 0 | 0 | - | 0 |
| 1/13/2018 | @ NE | IA | 0 | 0 | - | 0 |
| Playoff Totals: | | | 0 | 0 | - | 0 |

Other rushers: Delanie Walker (1 for 1 yard TD at JAX, 9/17, 1 for -3 yards vs. IND, 10/16, Taywan Taylor (2 for 16 yards at JAX, 9/17, 1 for -1 yard vs SEA, 9/24, 1 for 6 yards at HOU, 10/1, 1 for 5 yards at MIA, 10/8, 1 for 4 yards vs CIN, 11/12, 1 for 8 yards at SF, 12/17, 1 for 5 yards vs JAX 12/31), Rishard Matthews (1 for -3 yards at MIA, 10/8), Adoree' Jackson (1 for 20 yards vs BAL, 11/5, 3 for 30 yards vs CIN, 11/12, 1 for 5 yards at PIT, 11/16), Eric Weems (1 for 0 yards at ARI, 12/10)

2017 TENNESSEE TITANS INDIVIDUAL GAME-BY-GAME RECEIVING STATISTICS

COREY DAVIS (WR)

| Date | Opp | GP / GS | RECEIVING | | | | |
|------------------------|-------|---------|-----------|------------|-------------|-----------|----------|
| | | | No | Yds | Avg | Lg | TD |
| 09/10/17 | Oak | p | 6 | 69 | 11.5 | 23 | 0 |
| 09/17/17 | @ Jax | S | 1 | 4 | 4.0 | 4 | 0 |
| 09/24/17 | Sea | IA | 0 | 0 | - | 0 | 0 |
| 10/01/17 | @ Hou | IA | 0 | 0 | - | 0 | 0 |
| 10/08/17 | @ Mia | IA | 0 | 0 | - | 0 | 0 |
| 10/16/17 | Ind | IA | 0 | 0 | - | 0 | 0 |
| 10/22/17 | @ Cle | IA | 0 | 0 | - | 0 | 0 |
| 11/05/17 | Bal | S | 2 | 28 | 14.0 | 23 | 0 |
| 11/12/17 | Cin | S | 4 | 48 | 12.0 | 19 | 0 |
| 11/16/17 | @ Pit | S | 3 | 27 | 9.0 | 15 | 0 |
| 11/26/17 | @ Ind | S | 4 | 39 | 9.8 | 19 | 0 |
| 12/03/17 | Hou | S | 2 | 12 | 6.0 | 13 | 0 |
| 12/10/17 | @ Ari | p | 3 | 29 | 9.7 | 22 | 0 |
| 12/17/17 | @ SF | S | 3 | 28 | 9.3 | 13 | 0 |
| 12/24/17 | LAR | S | 6 | 91 | 15.2 | 37 | 0 |
| 12/31/17 | Jax | S | 0 | 0 | - | 0 | 0 |
| 2017 Totals: | | | 34 | 375 | 11.0 | 37 | 0 |
| 01/06/18 | @ KC | S | 4 | 35 | 8.8 | 13 | 0 |
| 1/13/2018 | @ NE | S | 5 | 63 | 12.6 | 17 | 2 |
| Playoff Totals: | | | 9 | 98 | 10.9 | 17 | 2 |

ERIC DECKER (WR)

| | | | RECEIVING | | | | |
|-----------------|-------|---------|-----------|-----|------|-----|----|
| Date | Opp | GP / GS | No | Yds | Avg | Lg | TD |
| 09/10/17 | Oak | S | 3 | 10 | 3.3 | 8 | 0 |
| 09/17/17 | @ Jax | p | 3 | 32 | 10.7 | 16 | 0 |
| 09/24/17 | Sea | p | 4 | 49 | 12.3 | 17 | 0 |
| 10/01/17 | @ Hou | S | 2 | 13 | 6.5 | 7 | 0 |
| 10/08/17 | @ Mia | p | 4 | 34 | 8.5 | 14 | 0 |
| 10/16/17 | Ind | S | 7 | 88 | 12.6 | 27 | 0 |
| 10/22/17 | @ Cle | S | 0 | 0 | - | 0 | 0 |
| 11/05/17 | Bal | p | 3 | 21 | 7.0 | 11t | 1 |
| 11/12/17 | Cin | p | 2 | 19 | 9.5 | 10 | 0 |
| 11/16/17 | @ Pit | p | 3 | 37 | 12.3 | 24 | 0 |
| 11/26/17 | @ Ind | S | 3 | 23 | 7.7 | 17 | 0 |
| 12/03/17 | Hou | S | 3 | 27 | 9.0 | 12 | 0 |
| 12/10/17 | @ Ari | S | 3 | 56 | 18.7 | 29 | 0 |
| 12/17/17 | @ SF | S | 5 | 63 | 12.6 | 17 | 0 |
| 12/24/17 | LAR | p | 6 | 73 | 12.2 | 25 | 0 |
| 12/31/17 | Jax | p | 3 | 18 | 6.0 | 8 | 0 |
| 2017 Totals: | | 16 / 8 | 54 | 563 | 10.4 | 29 | 1 |
| 01/06/18 | @ KC | p | 2 | 21 | 10.5 | 22t | 1 |
| 1/13/2018 | @ NE | S | 6 | 85 | 14.2 | 22 | 0 |
| Playoff Totals: | | 2 / 1 | 8 | 106 | 13.3 | 22t | 1 |

HARRY DOUGLAS (WR)

| | | | RECEIVING | | | | |
|-----------------|-------|---------|-----------|-----|-----|----|----|
| Date | Opp | GP / GS | No | Yds | Avg | Lg | TD |
| 09/10/17 | Oak | 0 | 0 | 0 | - | 0 | 0 |
| 09/17/17 | @ Jax | 0 | 0 | 0 | - | 0 | 0 |
| 09/24/17 | Sea | 0 | 0 | 0 | - | 0 | 0 |
| 10/01/17 | @ Hou | 0 | 0 | 0 | - | 0 | 0 |
| 10/08/17 | @ Mia | 0 | 0 | 0 | - | 0 | 0 |
| 10/16/17 | Ind | 0 | 0 | 0 | - | 0 | 0 |
| 10/22/17 | @ Cle | 0 | 0 | 0 | - | 0 | 0 |
| 11/05/17 | Bal | 0 | 0 | 0 | - | 0 | 0 |
| 11/12/17 | Cin | 0 | 0 | 0 | - | 0 | 0 |
| 11/16/17 | @ Pit | 0 | 0 | 0 | - | 0 | 0 |
| 11/26/17 | @ Ind | p | 1 | 8 | 8.0 | 8 | 0 |
| 12/03/17 | Hou | p | 0 | 0 | - | 0 | 0 |
| 12/10/17 | @ Ari | IA | 0 | 0 | - | 0 | 0 |
| 12/17/17 | @ SF | IA | 0 | 0 | - | 0 | 0 |
| 12/24/17 | LAR | IA | 0 | 0 | - | 0 | 0 |
| 12/31/17 | Jax | IA | 0 | 0 | - | 0 | 0 |
| 2017 Totals: | | 2 / 0 | 1 | 8 | 8.0 | 8 | 0 |
| 01/06/18 | @ KC | IA | 0 | 0 | - | 0 | 0 |
| 1/13/2018 | @ NE | p | 0 | 0 | - | 0 | 0 |
| Playoff Totals: | | 1 / 0 | 0 | 0 | - | 0 | 0 |

DAVID FLUELLEN (RB)

| | | | RECEIVING | | | | |
|-----------------|-------|---------|-----------|-----|-----|----|----|
| Date | Opp | GP / GS | No | Yds | Avg | Lg | TD |
| 09/10/17 | Oak | p | 0 | 0 | - | 0 | 0 |
| 09/17/17 | @ Jax | p | 0 | 0 | - | 0 | 0 |
| 09/24/17 | Sea | p | 0 | 0 | - | 0 | 0 |
| 10/01/17 | @ Hou | p | 0 | 0 | - | 0 | 0 |
| 10/08/17 | @ Mia | p | 0 | 0 | - | 0 | 0 |
| 10/16/17 | Ind | p | 0 | 0 | - | 0 | 0 |
| 10/22/17 | @ Cle | p | 0 | 0 | - | 0 | 0 |
| 11/05/17 | Bal | p | 0 | 0 | - | 0 | 0 |
| 11/12/17 | Cin | p | 0 | 0 | - | 0 | 0 |
| 11/16/17 | @ Pit | p | 0 | 0 | - | 0 | 0 |
| 11/26/17 | @ Ind | p | 0 | 0 | - | 0 | 0 |
| 12/03/17 | Hou | p | 0 | 0 | - | 0 | 0 |
| 12/10/17 | @ Ari | p | 0 | 0 | - | 0 | 0 |
| 12/17/17 | @ SF | p | 0 | 0 | - | 0 | 0 |
| 12/24/17 | LAR | p | 0 | 0 | - | 0 | 0 |
| 12/31/17 | Jax | p | 0 | 0 | - | 0 | 0 |
| 2017 Totals: | | 16 / 0 | 0 | 0 | - | 0 | 0 |
| 01/06/18 | @ KC | p | 0 | 0 | - | 0 | 0 |
| 1/13/2018 | @ NE | p | 0 | 0 | - | 0 | 0 |
| Playoff Totals: | | 2 / 0 | 0 | 0 | - | 0 | 0 |

| JALSTON FOWLER (FB) | | | | | | | | DERRICK HENRY (RB) | | | | | | | |
|------------------------|-------|---------------|---------------|----------|----------|----------|----------|------------------------|-------|---------------|-----------|------------|-------------|------------|----------|
| Date | Opp | GP / GS | RECEIVING | | | | | Date | Opp | GP / GS | RECEIVING | | | | |
| | | | No | Yds | Avg | Lg | TD | | | | No | Yds | Avg | Lg | TD |
| 09/10/17 | Oak | p | 0 | 0 | - | 0 | 0 | 09/10/17 | Oak | p | 0 | 0 | - | 0 | 0 |
| 09/17/17 | @ Jax | p | 0 | 0 | - | 0 | 0 | 09/17/17 | @ Jax | p | 0 | 0 | - | 0 | 0 |
| 09/24/17 | Sea | S | 0 | 0 | - | 0 | 0 | 09/24/17 | Sea | p | 1 | 10 | 10.0 | 10 | 0 |
| 10/01/17 | @ Hou | p | 0 | 0 | - | 0 | 0 | 10/01/17 | @ Hou | p | 0 | 0 | - | 0 | 0 |
| 10/08/17 | @ Mia | p | 0 | 0 | - | 0 | 0 | 10/08/17 | @ Mia | p | 0 | 0 | - | 0 | 0 |
| 10/16/17 | Ind | p | 0 | 0 | - | 0 | 0 | 10/16/17 | Ind | p | 1 | 14 | 14.0 | 14 | 0 |
| 10/22/17 | @ Cle | p | 0 | 0 | - | 0 | 0 | 10/22/17 | @ Cle | p | 2 | 11 | 5.5 | 8 | 0 |
| 11/05/17 | Bal | p | 0 | 0 | - | 0 | 0 | 11/05/17 | Bal | p | 2 | 10 | 5.0 | 6 | 0 |
| 11/12/17 | Cin | p | 0 | 0 | - | 0 | 0 | 11/12/17 | Cin | p | 0 | 0 | - | 0 | 0 |
| 11/16/17 | @ Pit | p | 0 | 0 | - | 0 | 0 | 11/16/17 | @ Pit | p | 0 | 0 | - | 0 | 0 |
| 11/26/17 | @ Ind | IA | 0 | 0 | - | 0 | 0 | 11/26/17 | @ Ind | p | 1 | 10 | 10.0 | 10 | 0 |
| 12/03/17 | Hou | IA | 0 | 0 | - | 0 | 0 | 12/03/17 | Hou | p | 0 | 0 | - | 0 | 0 |
| 12/10/17 | @ Ari | | Not on Roster | | | | | 12/10/17 | @ Ari | S | 0 | 0 | - | 0 | 0 |
| 12/17/17 | @ SF | | Not on Roster | | | | | 12/17/17 | @ SF | p | 2 | 9 | 4.5 | 8 | 0 |
| 12/24/17 | LAR | | Not on Roster | | | | | 12/24/17 | LAR | p | 1 | 6 | 6.0 | 6 | 0 |
| 12/31/17 | Jax | | Not on Roster | | | | | 12/31/17 | Jax | S | 1 | 66 | 66.0 | 66t | 1 |
| 2017 Totals: | | 10 / 1 | 0 | 0 | - | 0 | 0 | 2017 Totals: | | 16 / 2 | 11 | 136 | 12.4 | 66t | 1 |
| 01/06/18 | @ KC | | Not on Roster | | | | | 01/06/18 | @ KC | S | 2 | 35 | 17.5 | 29 | 0 |
| 1/13/2018 | @ NE | | Not on Roster | | | | | 1/13/2018 | @ NE | S | 3 | 21 | 7.0 | 14 | 0 |
| Playoff Totals: | | 0 / 0 | 0 | 0 | - | 0 | 0 | Playoff Totals: | | 2 / 2 | 5 | 56 | 11.2 | 29 | 0 |

| RISHARD MATTHEWS (WR) | | | | | | | | DEMARCO MURRAY (RB) | | | | | | | |
|------------------------|-------|----------------|-----------|------------|-------------|------------|----------|------------------------|-------|----------------|-----------|------------|------------|-----------|----------|
| Date | Opp | GP / GS | RECEIVING | | | | | Date | Opp | GP / GS | RECEIVING | | | | |
| | | | No | Yds | Avg | Lg | TD | | | | No | Yds | Avg | Lg | TD |
| 09/10/17 | Oak | S | 5 | 71 | 14.2 | 24 | 0 | 09/10/17 | Oak | S | 2 | 16 | 8.0 | 12 | 0 |
| 09/17/17 | @ Jax | S | 3 | 43 | 14.3 | 20 | 0 | 09/17/17 | @ Jax | S | 1 | 3 | 3.0 | 3 | 0 |
| 09/24/17 | Sea | S | 6 | 87 | 14.5 | 55t | 1 | 09/24/17 | Sea | S | 1 | 5 | 5.0 | 5 | 0 |
| 10/01/17 | @ Hou | p | 3 | 49 | 16.3 | 28 | 0 | 10/01/17 | @ Hou | S | 2 | 4 | 2.0 | 4 | 0 |
| 10/08/17 | @ Mia | S | 3 | 34 | 11.3 | 17 | 0 | 10/08/17 | @ Mia | S | 4 | 11 | 2.8 | 7 | 0 |
| 10/16/17 | Ind | S | 4 | 69 | 17.3 | 27 | 0 | 10/16/17 | Ind | S | 4 | 47 | 11.8 | 18 | 0 |
| 10/22/17 | @ Cle | S | 3 | 40 | 13.3 | 18 | 0 | 10/22/17 | @ Cle | S | 3 | 17 | 5.7 | 9 | 0 |
| 11/05/17 | Bal | S | 4 | 70 | 17.5 | 29 | 1 | 11/05/17 | Bal | S | 2 | 22 | 11.0 | 17 | 0 |
| 11/12/17 | Cin | S | 5 | 50 | 10.0 | 20 | 0 | 11/12/17 | Cin | S | 4 | 30 | 7.5 | 9 | 1 |
| 11/16/17 | @ Pit | S | 5 | 113 | 22.6 | 75t | 1 | 11/16/17 | @ Pit | S | 5 | 37 | 7.4 | 13 | 0 |
| 11/26/17 | @ Ind | IA | 0 | 0 | - | 0 | 0 | 11/26/17 | @ Ind | S | 3 | 33 | 11.0 | 16 | 0 |
| 12/03/17 | Hou | IA | 0 | 0 | - | 0 | 0 | 12/03/17 | Hou | S | 2 | 13 | 6.5 | 13 | 0 |
| 12/10/17 | @ Ari | p | 3 | 19 | 6.3 | 10 | 0 | 12/10/17 | @ Ari | S | 2 | 13 | 6.5 | 7 | 0 |
| 12/17/17 | @ SF | p | 6 | 95 | 15.8 | 25 | 1 | 12/17/17 | @ SF | S | 1 | 4 | 4.0 | 4 | 0 |
| 12/24/17 | LAR | S | 2 | 48 | 24.0 | 25 | 0 | 12/24/17 | LAR | S | 3 | 11 | 3.7 | 4 | 0 |
| 12/31/17 | Jax | S | 1 | 7 | 7.0 | 7 | 0 | 12/31/17 | Jax | IA | 0 | 0 | - | 0 | 0 |
| 2017 Totals: | | 14 / 11 | 53 | 795 | 15.0 | 75t | 4 | 2017 Totals: | | 15 / 15 | 39 | 266 | 6.8 | 18 | 1 |
| 01/06/18 | @ KC | S | 1 | 15 | 15.0 | 15 | 0 | 01/06/18 | @ KC | IA | 0 | 0 | - | 0 | 0 |
| 1/13/2018 | @ NE | S | 3 | 27 | 9.0 | 12 | 0 | 1/13/2018 | @ NE | IA | 0 | 0 | - | 0 | 0 |
| Playoff Totals: | | 2 / 2 | 4 | 42 | 10.5 | 15 | 0 | Playoff Totals: | | 0 / 0 | 0 | 0 | - | 0 | 0 |

| JONNU SMITH (TE) | | | | | | | | LUKE STOCKER (TE) | | | | | | | |
|------------------|-------|---------|-----------|-----|------|-----|----|-------------------|-------|---------|---------------|-----|------|----|----|
| Date | Opp | GP / GS | RECEIVING | | | | | Date | Opp | GP / GS | RECEIVING | | | | |
| | | | No | Yds | Avg | Lg | TD | | | | No | Yds | Avg | Lg | TD |
| 09/10/17 | Oak | S | 0 | 0 | - | 0 | 0 | 09/10/17 | Oak | | Not on Roster | | | | |
| 09/17/17 | @ Jax | S | 2 | 30 | 15.0 | 32t | 1 | 09/17/17 | @ Jax | | Not on Roster | | | | |
| 09/24/17 | Sea | S | 1 | 24 | 24.0 | 24t | 1 | 09/24/17 | Sea | | Not on Roster | | | | |
| 10/01/17 | @ Hou | S | 0 | 0 | - | 0 | 0 | 10/01/17 | @ Hou | | Not on Roster | | | | |
| 10/08/17 | @ Mia | S | 5 | 21 | 4.2 | 9 | 0 | 10/08/17 | @ Mia | | Not on Roster | | | | |
| 10/16/17 | Ind | p | 1 | 10 | 10.0 | 10 | 0 | 10/16/17 | Ind | | Not on Roster | | | | |
| 10/22/17 | @ Cle | S | 2 | 22 | 11.0 | 14 | 0 | 10/22/17 | @ Cle | | Not on Roster | | | | |
| 11/05/17 | Bal | S | 0 | 0 | - | 0 | 0 | 11/05/17 | Bal | | Not on Roster | | | | |
| 11/12/17 | Cin | S | 2 | 20 | 10.0 | 12 | 0 | 11/12/17 | Cin | | Not on Roster | | | | |
| 11/16/17 | @ Pit | p | 0 | 0 | - | 0 | 0 | 11/16/17 | @ Pit | | Not on Roster | | | | |
| 11/26/17 | @ Ind | S | 0 | 0 | - | 0 | 0 | 11/26/17 | @ Ind | | Not on Roster | | | | |
| 12/03/17 | Hou | S | 0 | 0 | - | 0 | 0 | 12/03/17 | Hou | | Not on Roster | | | | |
| 12/10/17 | @ Ari | S | 0 | 0 | - | 0 | 0 | 12/10/17 | @ Ari | IA | 0 | 0 | - | 0 | 0 |
| 12/17/17 | @ SF | p | 1 | 5 | 5.0 | 5 | 0 | 12/17/17 | @ SF | p | 0 | 0 | - | 0 | 0 |
| 12/24/17 | LAR | S | 1 | 13 | 13.0 | 13 | 0 | 12/24/17 | LAR | S | 0 | 0 | - | 0 | 0 |
| 12/31/17 | Jax | S | 3 | 12 | 4.0 | 5 | 0 | 12/31/17 | Jax | S | 1 | 12 | 12.0 | 12 | 0 |
| 2017 Totals: | | 16 / 13 | 18 | 157 | 8.7 | 32t | 2 | 2017 Totals: | | 3 / 2 | 1 | 12 | 12.0 | 12 | 0 |
| 01/06/18 | @ KC | S | 2 | 15 | 7.5 | 10 | 0 | 01/06/18 | @ KC | p | 0 | 0 | - | 0 | 0 |
| 1/13/2018 | @ NE | p | 1 | 4 | 4.0 | 4 | 0 | 1/13/2018 | @ NE | p | 0 | 0 | - | 0 | 0 |
| Playoff Totals: | | 2 / 1 | 3 | 19 | 6.3 | 10 | 0 | Playoff Totals: | | 2 / 0 | 0 | 0 | - | 0 | 0 |

| PHILLIP SUPERNOW (TE) | | | | | | | | TAYWAN TAYLOR (WR) | | | | | | | |
|-----------------------|-------|---------|-----------|-----|------|-----|----|--------------------|-------|---------|-----------|-----|------|-----|----|
| Date | Opp | GP / GS | RECEIVING | | | | | Date | Opp | GP / GS | RECEIVING | | | | |
| | | | No | Yds | Avg | Lg | TD | | | | No | Yds | Avg | Lg | TD |
| 09/10/17 | Oak | p | 0 | 0 | - | 0 | 0 | 09/10/17 | Oak | p | 2 | 14 | 7.0 | 10 | 0 |
| 09/17/17 | @ Jax | S | 0 | 0 | - | 0 | 0 | 09/17/17 | @ Jax | p | 1 | 42 | 42.0 | 42 | 0 |
| 09/24/17 | Sea | p | 1 | 3 | 3.0 | 3 | 0 | 09/24/17 | Sea | p | 2 | 16 | 8.0 | 11 | 0 |
| 10/01/17 | @ Hou | p | 0 | 0 | - | 0 | 0 | 10/01/17 | @ Hou | p | 0 | 0 | - | 0 | 0 |
| 10/08/17 | @ Mia | p | 2 | 16 | 8.0 | 11t | 1 | 10/08/17 | @ Mia | S | 0 | 0 | - | 0 | 0 |
| 10/16/17 | Ind | p | 0 | 0 | - | 0 | 0 | 10/16/17 | Ind | S | 2 | 61 | 30.5 | 53t | 1 |
| 10/22/17 | @ Cle | p | 0 | 0 | - | 0 | 0 | 10/22/17 | @ Cle | p | 3 | 45 | 15.0 | 23 | 0 |
| 11/05/17 | Bal | S | 0 | 0 | - | 0 | 0 | 11/05/17 | Bal | p | 1 | -4 | -4.0 | -4 | 0 |
| 11/12/17 | Cin | p | 0 | 0 | - | 0 | 0 | 11/12/17 | Cin | p | 2 | 34 | 17.0 | 20 | 0 |
| 11/16/17 | @ Pit | p | 0 | 0 | - | 0 | 0 | 11/16/17 | @ Pit | S | 0 | 0 | - | 0 | 0 |
| 11/26/17 | @ Ind | S | 0 | 0 | - | 0 | 0 | 11/26/17 | @ Ind | p | 1 | 8 | 8.0 | 8 | 0 |
| 12/03/17 | Hou | p | 1 | 20 | 20.0 | 20 | 0 | 12/03/17 | Hou | p | 2 | 15 | 7.5 | 15 | 0 |
| 12/10/17 | @ Ari | p | 0 | 0 | - | 0 | 0 | 12/10/17 | @ Ari | p | 0 | 0 | - | 0 | 0 |
| 12/17/17 | @ SF | p | 0 | 0 | - | 0 | 0 | 12/17/17 | @ SF | S | 0 | 0 | - | 0 | 0 |
| 12/24/17 | LAR | p | 0 | 0 | - | 0 | 0 | 12/24/17 | LAR | p | 0 | 0 | - | 0 | 0 |
| 12/31/17 | Jax | p | 0 | 0 | - | 0 | 0 | 12/31/17 | Jax | p | 0 | 0 | - | 0 | 0 |
| 2017 Totals: | | 16 / 3 | 4 | 39 | 9.8 | 20 | 1 | 2017 Totals: | | 16 / 4 | 16 | 231 | 14.4 | 53t | 1 |
| 01/06/18 | @ KC | p | 0 | 0 | - | 0 | 0 | 01/06/18 | @ KC | p | 1 | 4 | 4.0 | 4 | 0 |
| 1/13/2018 | @ NE | p | 0 | 0 | - | 0 | 0 | 1/13/2018 | @ NE | p | 1 | 5 | 5.0 | 5 | 0 |
| Playoff Totals: | | 2 / 0 | 0 | 0 | - | 0 | 0 | Playoff Totals: | | 2 / 0 | 2 | 9 | 4.5 | 5 | 0 |

| DELANIE WALKER (TE) | | | | | | | | ERIC WEEMS (WR) | | | | | | | |
|------------------------|-------|----------------|-----------|------------|-------------|-----------|----------|------------------------|-------|---------------|-----------|----------|------------|----------|----------|
| Date | Opp | GP / GS | RECEIVING | | | | | Date | Opp | GP / GS | RECEIVING | | | | |
| | | | No | Yds | Avg | Lg | TD | | | | No | Yds | Avg | Lg | TD |
| 09/10/17 | Oak | S | 7 | 76 | 10.9 | 23 | 0 | 09/10/17 | Oak | p | 0 | 0 | - | 0 | 0 |
| 09/17/17 | @ Jax | p | 4 | 61 | 15.3 | 19 | 0 | 09/17/17 | @ Jax | p | 0 | 0 | - | 0 | 0 |
| 09/24/17 | Sea | S | 4 | 31 | 7.8 | 11 | 0 | 09/24/17 | Sea | p | 0 | 0 | - | 0 | 0 |
| 10/01/17 | @ Hou | S | 3 | 51 | 17.0 | 21 | 0 | 10/01/17 | @ Hou | p | 0 | 0 | - | 0 | 0 |
| 10/08/17 | @ Mia | S | 3 | 25 | 8.3 | 12 | 0 | 10/08/17 | @ Mia | p | 0 | 0 | - | 0 | 0 |
| 10/16/17 | Ind | S | 4 | 17 | 4.3 | 10 | 0 | 10/16/17 | Ind | p | 0 | 0 | - | 0 | 0 |
| 10/22/17 | @ Cle | S | 7 | 63 | 9.0 | 16 | 0 | 10/22/17 | @ Cle | p | 1 | 5 | 5.0 | 5 | 0 |
| 11/05/17 | Bal | p | 5 | 71 | 14.2 | 25 | 0 | 11/05/17 | Bal | p | 0 | 0 | - | 0 | 0 |
| 11/12/17 | Cin | S | 6 | 63 | 10.5 | 20 | 0 | 11/12/17 | Cin | p | 0 | 0 | - | 0 | 0 |
| 11/16/17 | @ Pit | S | 6 | 92 | 15.3 | 42 | 0 | 11/16/17 | @ Pit | p | 0 | 0 | - | 0 | 0 |
| 11/26/17 | @ Ind | p | 4 | 63 | 15.8 | 37 | 1 | 11/26/17 | @ Ind | p | 0 | 0 | - | 0 | 0 |
| 12/03/17 | Hou | S | 5 | 63 | 12.6 | 24t | 1 | 12/03/17 | Hou | p | 0 | 0 | - | 0 | 0 |
| 12/10/17 | @ Ari | S | 5 | 42 | 8.4 | 11 | 0 | 12/10/17 | @ Ari | p | 0 | 0 | - | 0 | 0 |
| 12/17/17 | @ SF | S | 5 | 37 | 7.4 | 13 | 1 | 12/17/17 | @ SF | p | 0 | 0 | - | 0 | 0 |
| 12/24/17 | LAR | p | 3 | 33 | 11.0 | 15 | 0 | 12/24/17 | LAR | p | 0 | 0 | - | 0 | 0 |
| 12/31/17 | Jax | p | 3 | 19 | 6.3 | 9 | 0 | 12/31/17 | Jax | p | 0 | 0 | - | 0 | 0 |
| 2017 Totals: | | 16 / 11 | 74 | 807 | 10.9 | 42 | 3 | 2017 Totals: | | 16 / 0 | 1 | 5 | 5.0 | 5 | 0 |
| 01/06/18 | @ KC | S | 6 | 74 | 12.3 | 22 | 0 | 01/06/18 | @ KC | p | 0 | 0 | - | 0 | 0 |
| 1/13/2018 | @ NE | S | 3 | 49 | 16.3 | 36 | 0 | 1/13/2018 | @ NE | p | 0 | 0 | - | 0 | 0 |
| Playoff Totals: | | 2 / 2 | 9 | 123 | 13.7 | 36 | 0 | Playoff Totals: | | 2 / 0 | 0 | 0 | - | 0 | 0 |

Other receivers: Marcus Mariota (1 for 6 yard TD, 1/6 at KC)

2017 TENNESSEE TITANS INDIVIDUAL GAME-BY-GAME PUNTING

BRETT KERN

| Date | Opp | GP / GS | PUNTING | | | | | | | | | | |
|------------------------|-------|---------------|-----------|--------------|-------------|-----------|------------|------------|----------|-----------|-----------|----------|-------------|
| | | | No. | Yds | Avg | Ret | Yds | R Avg | TB | In | Lg | Blk | Net |
| 09/10/17 | Oak | p | 4 | 188 | 47.0 | 2 | 5 | 2.5 | 1 | 2 | 53 | 0 | 40.8 |
| 09/17/17 | @ Jax | p | 3 | 125 | 41.7 | 1 | 4 | 4.0 | 0 | 0 | 42 | 0 | 40.3 |
| 09/24/17 | Sea | p | 6 | 341 | 56.8 | 3 | 32 | 10.7 | 1 | 2 | 66 | 0 | 48.2 |
| 10/01/17 | @ Hou | p | 5 | 246 | 49.2 | 2 | 4 | 2.0 | 0 | 1 | 54 | 0 | 48.4 |
| 10/08/17 | @ Mia | p | 10 | 549 | 54.9 | 7 | 47 | 6.7 | 0 | 4 | 71 | 0 | 50.2 |
| 10/16/17 | Ind | p | 1 | 44 | 44.0 | 0 | 0 | - | 0 | 1 | 44 | 0 | 44.0 |
| 10/22/17 | @ Cle | p | 4 | 208 | 52.0 | 3 | 13 | 4.3 | 1 | 2 | 58 | 0 | 43.8 |
| 11/05/17 | Bal | p | 5 | 256 | 51.2 | 2 | 22 | 11.0 | 0 | 3 | 56 | 0 | 46.8 |
| 11/12/17 | Cin | p | 6 | 339 | 56.5 | 4 | 46 | 11.5 | 2 | 1 | 74 | 0 | 42.2 |
| 11/16/17 | @ Pit | p | 3 | 142 | 47.3 | 2 | 23 | 11.5 | 0 | 0 | 54 | 0 | 39.7 |
| 11/26/17 | @ Ind | p | 3 | 139 | 46.3 | 1 | 0 | 0.0 | 0 | 1 | 58 | 0 | 46.3 |
| 12/03/17 | Hou | p | 4 | 199 | 49.8 | 3 | 29 | 9.7 | 0 | 2 | 59 | 0 | 42.5 |
| 12/10/17 | @ Ari | p | 6 | 313 | 52.2 | 4 | 33 | 8.3 | 0 | 2 | 58 | 0 | 46.7 |
| 12/17/17 | @ SF | p | 2 | 111 | 55.5 | 1 | 12 | 12.0 | 0 | 1 | 59 | 0 | 49.5 |
| 12/24/17 | LAR | p | 4 | 145 | 36.3 | 1 | 3 | 3.0 | 0 | 2 | 62 | 0 | 35.5 |
| 12/31/17 | Jax | p | 9 | 383 | 42.6 | 4 | 13 | 3.3 | 0 | 4 | 70 | 0 | 41.1 |
| 2017 Totals: | | 16 / 0 | 75 | 3,728 | 49.7 | 40 | 286 | 7.2 | 5 | 28 | 74 | 0 | 44.6 |
| 01/06/18 | @ KC | p | 3 | 131 | 43.7 | 2 | 8 | 4.0 | 0 | 2 | 57 | 0 | 41.0 |
| 1/13/2018 | @ NE | p 0 0 | 7 | 316 | 45.1 | 3 | 27 | 9.0 | 0 | 2 | 62 | 0 | 41.3 |
| Playoff Totals: | | 2 / 0 | 10 | 447 | 44.7 | 5 | 35 | 7.0 | 0 | 4 | 62 | 0 | 41.2 |

Other punters: (none)

2017 INDIVIDUAL GAME-BY-GAME PUNT AND KICKOFF RETURNS

| ADOREE' JACKSON | | | | | | | | | | | | | |
|------------------------|-------|---------|--------------|----------|-----------|------|----|----|-----------------|------------|-------------|-----------|----------|
| Date | Opp | GP / GS | PUNT RETURNS | | | | | | KICKOFF RETURNS | | | | |
| | | | No | FC | Yds | Avg | Lg | TD | No | Yds | Avg | Lg | TD |
| 09/10/17 | Oak | S | 1 | 0 | 5 | 5.0 | 5 | 0 | 1 | 35 | 35.0 | 35 | 0 |
| 09/17/17 | @ Jax | S | 2 | 2 | 55 | 27.5 | 46 | 0 | 0 | 0 | - | 0 | 0 |
| 09/24/17 | Sea | S | 5 | 0 | 51 | 10.2 | 22 | 0 | 2 | 27 | 13.5 | 25 | 0 |
| 10/01/17 | @ Hou | S | 1 | 0 | 3 | 3.0 | 3 | 0 | 3 | 71 | 23.7 | 48 | 0 |
| 10/08/17 | @ Mia | S | 2 | 1 | 14 | 7.0 | 12 | 0 | 1 | 21 | 21.0 | 21 | 0 |
| 10/16/17 | Ind | S | 0 | 0 | 0 | - | 0 | 0 | 2 | 46 | 23.0 | 40 | 0 |
| 10/22/17 | @ Cle | S | 3 | 0 | 20 | 6.7 | 12 | 0 | 0 | 0 | - | 0 | 0 |
| 11/05/17 | Bal | S | 2 | 1 | 22 | 11.0 | 13 | 0 | 1 | 4 | 4.0 | 4 | 0 |
| 11/12/17 | Cin | S | 3 | 2 | 17 | 5.7 | 9 | 0 | 3 | 71 | 23.7 | 32 | 0 |
| 11/16/17 | @ Pit | S | 1 | 0 | 10 | 10.0 | 10 | 0 | 5 | 103 | 20.6 | 36 | 0 |
| 11/26/17 | @ Ind | S | 2 | 1 | 7 | 3.5 | 7 | 0 | 1 | 15 | 15.0 | 15 | 0 |
| 12/03/17 | Hou | S | 2 | 0 | 41 | 20.5 | 25 | 0 | 0 | 0 | - | 0 | 0 |
| 12/10/17 | @ Ari | S | 3 | 0 | 14 | 4.7 | 14 | 0 | 2 | 55 | 27.5 | 29 | 0 |
| 12/17/17 | @ SF | S | 1 | 0 | 0 | 0.0 | 0 | 0 | 1 | 21 | 21.0 | 21 | 0 |
| 12/24/17 | LAR | S | 2 | 0 | 12 | 6.0 | 11 | 0 | 3 | 109 | 36.3 | 57 | 0 |
| 2017 Totals: | | | 16 | / | 16 | | | | | | | | |
| 01/06/18 | @ KC | S | 3 | 1 | 18 | 6.0 | 13 | 0 | 2 | 43 | 21.5 | 24 | 0 |
| 01/13/18 | @ NE | S | 1 | 1 | 0 | 0.0 | 0 | 0 | 4 | 83 | 20.8 | 25 | 0 |
| Playoff Totals: | | | 2 | | | | | | 6 | 126 | 21.0 | 25 | 0 |

| ERIC WEEMS | | | | | | | | | | | | | |
|------------------------|-------|---------|--------------|----------|----------|-----|----|----|-----------------|-----------|------------|-----------|----------|
| Date | Opp | GP / GS | PUNT RETURNS | | | | | | KICKOFF RETURNS | | | | |
| | | | No | FC | Yds | Avg | Lg | TD | No | Yds | Avg | Lg | TD |
| 09/10/17 | Oak | p | 0 | 0 | 0 | - | 0 | 0 | 0 | 0 | - | 0 | 0 |
| 09/17/17 | @ Jax | p | 0 | 0 | 0 | - | 0 | 0 | 1 | 0 | 0.0 | 0 | 0 |
| 09/24/17 | Sea | p | 0 | 0 | 0 | - | 0 | 0 | 0 | 0 | - | 0 | 0 |
| 10/01/17 | @ Hou | p | 0 | 0 | 0 | - | 0 | 0 | 0 | 0 | - | 0 | 0 |
| 10/08/17 | @ Mia | p | 0 | 0 | 0 | - | 0 | 0 | 1 | 18 | 18.0 | 18 | 0 |
| 10/16/17 | Ind | p | 2 | 0 | 15 | 7.5 | 13 | 0 | 0 | 0 | - | 0 | 0 |
| 10/22/17 | @ Cle | p | 0 | 0 | 0 | - | 0 | 0 | 0 | 0 | - | 0 | 0 |
| 11/05/17 | Bal | p | 0 | 0 | 0 | - | 0 | 0 | 0 | 0 | - | 0 | 0 |
| 11/12/17 | Cin | p | 0 | 0 | 0 | - | 0 | 0 | 0 | 0 | - | 0 | 0 |
| 11/16/17 | @ Pit | p | 0 | 0 | 0 | - | 0 | 0 | 0 | 0 | - | 0 | 0 |
| 11/26/17 | @ Ind | p | 0 | 0 | 0 | - | 0 | 0 | 0 | 0 | - | 0 | 0 |
| 12/03/17 | Hou | p | 0 | 0 | 0 | - | 0 | 0 | 0 | 0 | - | 0 | 0 |
| 12/10/17 | @ Ari | p | 0 | 0 | 0 | - | 0 | 0 | 0 | 0 | - | 0 | 0 |
| 12/17/17 | @ SF | p | 0 | 0 | 0 | - | 0 | 0 | 0 | 0 | - | 0 | 0 |
| 12/24/17 | LAR | p | 0 | 0 | 0 | - | 0 | 0 | 0 | 0 | - | 0 | 0 |
| 12/31/17 | Jax | p | 0 | 0 | 0 | - | 0 | 0 | 0 | 0 | - | 0 | 0 |
| 2017 Totals: | | | 16 | / | 0 | | | | 2 | 18 | 9.0 | 18 | 0 |
| 01/06/18 | @ KC | p | 0 | 0 | 0 | - | 0 | 0 | 0 | 0 | - | 0 | 0 |
| 01/13/18 | @ NE | p | 0 | 0 | 0 | - | 0 | 0 | 0 | 0 | - | 0 | 0 |
| Playoff Totals: | | | 2 | | | | | | 0 | 0 | - | 0 | 0 |

Other Punt Returners:

Other Kickoff Returners: Eric Decker (1 for 22 yards at JAX, 9/17), David Fluellen (1 for 12 yards at KC, 1/6)

2017 TENNESSEE TITANS INDIVIDUAL GAME-BY-GAME DEFENSIVE STATISTICS

DAREN BATES (LB)

[illegible]

JAYON BROWN (LB)

| | | | TACKLES ... | | | | | | | INTERCEPTIONS ... | | | | | FUMBLES ... | | | |
|-----------------|-------|---------|-------------|------|------|-----|-----|-----|-----|-------------------|-----|----|----|----|-------------|----|-----|-----|
| Date | Opp | GP / GS | Total | Solo | Asst | Sk | Yds | QBP | TFL | No | Yds | Lg | TD | PD | FF | FR | Yds | SpT |
| 09/10/17 | Oak | p | 4 | 3 | 1 | 0.0 | 0.0 | 0 | 0 | 0 | 0 | 0 | 0 | 0 | 0 | 0 | 0 | 0 |
| 09/17/17 | @ Jax | p | 3 | 1 | 2 | 0.0 | 0.0 | 0 | 0 | 0 | 0 | 0 | 0 | 1 | 0 | 0 | 0 | 0 |
| 09/24/17 | Sea | p | 5 | 3 | 2 | 0.0 | 0.0 | 0 | 0 | 0 | 0 | 0 | 0 | 0 | 0 | 0 | 0 | 1 |
| 10/01/17 | @ Hou | p | 5 | 3 | 2 | 0.0 | 0.0 | 1 | 0 | 0 | 0 | 0 | 0 | 0 | 0 | 0 | 0 | 0 |
| 10/08/17 | @ Mia | p | 1 | 1 | 0 | 0.0 | 0.0 | 0 | 0 | 0 | 0 | 0 | 0 | 0 | 0 | 0 | 0 | 0 |
| 10/16/17 | Ind | p | 4 | 2 | 2 | 0.0 | 0.0 | 1 | 0 | 0 | 0 | 0 | 0 | 2 | 0 | 0 | 0 | 0 |
| 10/22/17 | @ Cle | p | 5 | 3 | 2 | 0.0 | 0.0 | 0 | 0 | 0 | 0 | 0 | 0 | 0 | 0 | 0 | 0 | 0 |
| 11/05/17 | Bal | p | 6 | 5 | 1 | 0.0 | 0.0 | 0 | 0 | 0 | 0 | 0 | 0 | 0 | 0 | 0 | 0 | 0 |
| 11/12/17 | Cin | p | 6 | 4 | 2 | 0.0 | 0.0 | 0 | 0 | 0 | 0 | 0 | 0 | 0 | 0 | 0 | 0 | 0 |
| 11/16/17 | @ Pit | p | 5 | 3 | 2 | 0.0 | 0.0 | 0 | 1 | 0 | 0 | 0 | 0 | 0 | 0 | 0 | 0 | 1 |
| 11/26/17 | @ Ind | p | 3 | 1 | 2 | 0.5 | 1.5 | 2 | 0 | 0 | 0 | 0 | 0 | 0 | 0 | 0 | 0 | 0 |
| 12/03/17 | Hou | p | 1 | 0 | 1 | 0.0 | 0.0 | 0 | 0 | 0 | 0 | 0 | 0 | 1 | 0 | 0 | 0 | 0 |
| 12/10/17 | @ Ari | p | 7 | 3 | 4 | 0.0 | 0.0 | 0 | 0 | 0 | 0 | 0 | 0 | 0 | 0 | 0 | 0 | 0 |
| 12/17/17 | @ SF | p | 5 | 5 | 0 | 1.0 | 0.0 | 2 | 1 | 0 | 0 | 0 | 0 | 0 | 0 | 0 | 0 | 0 |
| 12/24/17 | LAR | p | 5 | 3 | 2 | 0.0 | 0.0 | 0 | 0 | 0 | 0 | 0 | 0 | 0 | 0 | 0 | 0 | 0 |
| 12/31/17 | Jax | p | 2 | 2 | 0 | 0.0 | 0.0 | 0 | 0 | 0 | 0 | 0 | 0 | 0 | 0 | 1 | 0 | 0 |
| 2017 Totals: | | 16 / 0 | 67 | 42 | 25 | 1.5 | 1.5 | 6 | 2 | 0 | 0 | 0 | 0 | 4 | 0 | 1 | 0 | 2 |
| 01/06/18 | @ KC | p | 3 | 2 | 1 | 0.0 | 0.0 | 0 | 0 | 0 | 0 | 0 | 0 | 0 | 0 | 0 | 0 | 0 |
| 1/13/2018 | @ NE | p | 2 | 2 | 0 | 0.0 | 0.0 | 0 | 0 | 0 | 0 | 0 | 0 | 1 | 0 | 0 | 0 | 0 |
| Playoff Totals: | | 2 / 0 | 5 | 4 | 1 | 0.0 | 0.0 | 0 | 0 | 0 | 0 | 0 | 0 | 1 | 0 | 0 | 0 | 0 |

KEVIN BYARD (S)

[illegible]

2017 TENNESSEE TITANS INDIVIDUAL GAME-BY-GAME DEFENSIVE STATISTICS

JOSH CARRAWAY (OLB)

| Date | Opp | GP / GS | TACKLES . . . | | | | | | | INTERCEPTIONS . . . | | | | | FUMBLES . . . | | | SpT |
|------------------------|-------|---------|----------------|----------|----------|----------|----------|------------|------------|---------------------|----------|----------|----------|----------|---------------|----------|----------|----------|
| | | | Tot | Solo | Asst | Sk | Yds | QBP | TFL | No | Yds | Lg | TD | PD | FF | FR | Yds | |
| 09/10/17 | Oak | IA | 0 | 0 | 0 | 0.0 | 0.0 | 0 | 0 | 0 | 0 | 0 | 0 | 0 | 0 | 0 | 0 | 0 |
| 09/17/17 | @ Jax | IA | 0 | 0 | 0 | 0.0 | 0.0 | 0 | 0 | 0 | 0 | 0 | 0 | 0 | 0 | 0 | 0 | 0 |
| 09/24/17 | Sea | IA | 0 | 0 | 0 | 0.0 | 0.0 | 0 | 0 | 0 | 0 | 0 | 0 | 0 | 0 | 0 | 0 | 0 |
| 10/01/17 | @ Hou | IA | 0 | 0 | 0 | 0.0 | 0.0 | 0 | 0 | 0 | 0 | 0 | 0 | 0 | 0 | 0 | 0 | 0 |
| 10/08/17 | @ Mia | | Practice Squad | | | | | | | | | | | | | | | |
| 10/16/17 | Ind | | Practice Squad | | | | | | | | | | | | | | | |
| 10/22/17 | @ Cle | | Practice Squad | | | | | | | | | | | | | | | |
| 11/05/17 | Bal | | Practice Squad | | | | | | | | | | | | | | | |
| 11/12/17 | Cin | | Practice Squad | | | | | | | | | | | | | | | |
| 11/16/17 | @ Pit | | Practice Squad | | | | | | | | | | | | | | | |
| 11/26/17 | @ Ind | | Practice Squad | | | | | | | | | | | | | | | |
| 12/03/17 | Hou | | Practice Squad | | | | | | | | | | | | | | | |
| 12/10/17 | @ Ari | p | 0 | 0 | 0 | 0.0 | 0.0 | 0 | 0 | 0 | 0 | 0 | 0 | 0 | 0 | 0 | 0 | 0 |
| 12/17/17 | @ SF | IA | 0 | 0 | 0 | 0.0 | 0.0 | 0 | 0 | 0 | 0 | 0 | 0 | 0 | 0 | 0 | 0 | 0 |
| 12/24/17 | LAR | IA | 0 | 0 | 0 | 0.0 | 0.0 | 0 | 0 | 0 | 0 | 0 | 0 | 0 | 0 | 0 | 0 | 0 |
| 12/31/17 | Jax | IA | 0 | 0 | 0 | 0.0 | 0.0 | 0 | 0 | 0 | 0 | 0 | 0 | 0 | 0 | 0 | 0 | 0 |
| 2017 Totals: | | | 1 | / | 0 | 0 | 0 | 0.0 | 0.0 | 0 | 0 | 0 | 0 | 0 | 0 | 0 | 0 | 0 |
| 01/06/18 | @ KC | IA | 0 | 0 | 0 | 0.0 | 0.0 | 0 | 0 | 0 | 0 | 0 | 0 | 0 | 0 | 0 | 0 | 0 |
| 1/13/2018 | @ NE | IA | 0 | 0 | 0 | 0.0 | 0.0 | 0 | 0 | 0 | 0 | 0 | 0 | 0 | 0 | 0 | 0 | 0 |
| Playoff Totals: | | | 0 | / | 0 | 0 | 0 | 0.0 | 0.0 | 0 | 0 | 0 | 0 | 0 | 0 | 0 | 0 | 0 |

JURRELL CASEY (DT)

| Date | Opp | GP / GS | TACKLES . . . | | | | | | | INTERCEPTIONS . . . | | | | | FUMBLES . . . | | | SpT |
|------------------------|-------|---------|---------------|-----------|-----------|------------|-------------|-----------|------------|---------------------|----------|----------|----------|----------|---------------|----------|----------|----------|
| | | | Tot | Solo | Asst | Sk | Yds | QBP | TFL | No | Yds | Lg | TD | PD | FF | FR | Yds | |
| 09/10/17 | Oak | S | 2 | 2 | 0 | 0.0 | 0.0 | 0 | 0 | 0 | 0 | 0 | 0 | 0 | 0 | 0 | 0 | 0 |
| 09/17/17 | @ Jax | S | 2 | 1 | 1 | 0.0 | 0.0 | 2 | 0 | 0 | 0 | 0 | 0 | 0 | 0 | 0 | 0 | 0 |
| 09/24/17 | Sea | S | 5 | 5 | 0 | 0.0 | 0.0 | 3 | 0 | 0 | 0 | 0 | 0 | 0 | 0 | 0 | 0 | 0 |
| 10/01/17 | @ Hou | S | 7 | 6 | 1 | 1.0 | 3.0 | 2 | 0 | 0 | 0 | 0 | 0 | 0 | 0 | 0 | 0 | 0 |
| 10/08/17 | @ Mia | S | 5 | 4 | 1 | 1.0 | 14.0 | 2.0 | 0 | 0 | 0 | 0 | 0 | 0 | 0 | 0 | 0 | 0 |
| 10/16/17 | Ind | S | 4 | 3 | 1 | 0.0 | 0.0 | 0 | 0 | 0 | 0 | 0 | 0 | 0 | 0 | 0 | 0 | 0 |
| 10/22/17 | @ Cle | S | 5 | 4 | 1 | 0.0 | 0.0 | 3 | 0 | 0 | 0 | 0 | 0 | 0 | 0 | 0 | 0 | 0 |
| 11/05/17 | Bal | S | 5 | 4 | 1 | 1.0 | 5.0 | 2 | 1 | 0 | 0 | 0 | 0 | 0 | 0 | 0 | 0 | 0 |
| 11/12/17 | Cin | S | 1 | 1 | 0 | 0.0 | 0.0 | 1 | 0 | 0 | 0 | 0 | 0 | 0 | 0 | 0 | 0 | 0 |
| 11/16/17 | @ Pit | S | 3 | 3 | 0 | 0.0 | 0.0 | 2 | 2 | 0 | 0 | 0 | 0 | 0 | 0 | 0 | 0 | 0 |
| 11/26/17 | @ Ind | S | 4 | 3 | 1 | 0.0 | 0.0 | 4 | 0 | 0 | 0 | 0 | 0 | 0 | 0 | 0 | 0 | 0 |
| 12/03/17 | Hou | S | 6 | 2 | 4 | 0.0 | 0.0 | 5 | 0 | 0 | 0 | 0 | 0 | 0 | 0 | 0 | 0 | 0 |
| 12/10/17 | @ Ari | S | 5 | 5 | 0 | 2.0 | 15.0 | 2 | 0 | 0 | 0 | 0 | 0 | 0 | 0 | 0 | 0 | 0 |
| 12/17/17 | @ SF | S | 6 | 6 | 0 | 0.0 | 0.0 | 0 | 3 | 0 | 0 | 0 | 0 | 1 | 0 | 0 | 0 | 0 |
| 12/24/17 | LAR | S | 7 | 7 | 0 | 0.0 | 0.0 | 3 | 1 | 0 | 0 | 0 | 0 | 0 | 1 | 0 | 0 | 0 |
| 12/31/17 | Jax | S | 5 | 4 | 1 | 1.0 | 2.0 | 4 | 0 | 0 | 0 | 0 | 0 | 0 | 0 | 0 | 0 | 0 |
| 2017 Totals: | | | 72 | 60 | 12 | 6.0 | 39.0 | 35 | 7 | 0 | 0 | 0 | 0 | 1 | 1 | 0 | 0 | 0 |
| 01/06/18 | @ KC | S | 8 | 4 | 4 | 0.0 | 0.0 | 4 | 0 | 0 | 0 | 0 | 0 | 1 | 0 | 0 | 0 | 0 |
| 1/13/2018 | @ NE | S | 6 | 5 | 1 | 0.0 | 0.0 | 5 | 0 | 0 | 0 | 0 | 0 | 0 | 0 | 0 | 0 | 0 |
| Playoff Totals: | | | 2 | / | 2 | 14 | 9 | 5 | 0.0 | 0.0 | 9 | 0 | 0 | 0 | 1 | 0 | 0 | 0 |

JOHNATHAN CYPRIEN (S)

| Date | Opp | GP / GS | TACKLES . . . | | | | | | | INTERCEPTIONS . . . | | | | | FUMBLES . . . | | | SpT |
|------------------------|-------|---------|---------------|-----------|-----------|------------|------------|----------|------------|---------------------|----------|----------|----------|----------|---------------|----------|----------|----------|
| | | | Tot | Solo | Asst | Sk | Yds | QBP | TFL | No | Yds | Lg | TD | PD | FF | FR | Yds | |
| 09/10/17 | Oak | S | 8 | 7 | 1 | 0.0 | 0.0 | 0 | 0 | 0 | 0 | 0 | 0 | 0 | 0 | 0 | 0 | 0 |
| 09/17/17 | @ Jax | IA | 0 | 0 | 0 | 0.0 | 0.0 | 0 | 0 | 0 | 0 | 0 | 0 | 0 | 0 | 0 | 0 | 0 |
| 09/24/17 | Sea | IA | 0 | 0 | 0 | 0.0 | 0.0 | 0 | 0 | 0 | 0 | 0 | 0 | 0 | 0 | 0 | 0 | 0 |
| 10/01/17 | @ Hou | IA | 0 | 0 | 0 | 0.0 | 0.0 | 0 | 0 | 0 | 0 | 0 | 0 | 0 | 0 | 0 | 0 | 0 |
| 10/08/17 | @ Mia | IA | 0 | 0 | 0 | 0.0 | 0.0 | 0 | 0 | 0 | 0 | 0 | 0 | 0 | 0 | 0 | 0 | 0 |
| 10/16/17 | Ind | IA | 0 | 0 | 0 | 0.0 | 0.0 | 0 | 0 | 0 | 0 | 0 | 0 | 0 | 0 | 0 | 0 | 0 |
| 10/22/17 | @ Cle | IA | 0 | 0 | 0 | 0.0 | 0.0 | 0 | 0 | 0 | 0 | 0 | 0 | 0 | 0 | 0 | 0 | 0 |
| 11/05/17 | Bal | S | 2 | 1 | 1 | 0.0 | 0.0 | 1 | 0 | 0 | 0 | 0 | 0 | 0 | 0 | 0 | 0 | 0 |
| 11/12/17 | Cin | S | 4 | 4 | 0 | 0.0 | 0.0 | 0 | 0 | 0 | 0 | 0 | 0 | 0 | 0 | 0 | 0 | 0 |
| 11/16/17 | @ Pit | S | 9 | 5 | 4 | 0.0 | 0.0 | 0 | 0 | 0 | 0 | 0 | 0 | 0 | 0 | 0 | 0 | 0 |
| 11/26/17 | @ Ind | S | 5 | 4 | 1 | 0.0 | 0.0 | 1 | 0 | 0 | 0 | 0 | 0 | 0 | 0 | 0 | 0 | 0 |
| 12/03/17 | Hou | S | 8 | 7 | 1 | 0.0 | 0.0 | 0 | 0 | 0 | 0 | 0 | 0 | 1 | 0 | 0 | 0 | 0 |
| 12/10/17 | @ Ari | S | 10 | 8 | 2 | 1.0 | 8.0 | 0 | 0 | 0 | 0 | 0 | 0 | 0 | 0 | 0 | 0 | 0 |
| 12/17/17 | @ SF | S | 5 | 3 | 2 | 0.0 | 0.0 | 0 | 0 | 0 | 0 | 0 | 0 | 0 | 0 | 0 | 0 | 0 |
| 12/24/17 | LAR | S | 6 | 3 | 3 | 0.0 | 0.0 | 0 | 1 | 0 | 0 | 0 | 0 | 0 | 0 | 0 | 0 | 0 |
| 12/31/17 | Jax | S | 8 | 4 | 4 | 0.0 | 0.0 | 0 | 0 | 0 | 0 | 0 | 0 | 0 | 0 | 0 | 0 | 0 |
| 2017 Totals: | | | 65 | 46 | 19 | 1.0 | 8.0 | 2 | 1 | 0 | 0 | 0 | 0 | 1 | 0 | 0 | 0 | 0 |
| 01/06/18 | @ KC | S | 5 | 4 | 1 | 0.0 | 0.0 | 0 | 0 | 0 | 0 | 0 | 0 | 2 | 0 | 0 | 0 | 0 |
| 1/13/2018 | @ NE | S | 5 | 4 | 1 | 0.0 | 0.0 | 0 | 1 | 0 | 0 | 0 | 0 | 2 | 0 | 0 | 0 | 0 |
| Playoff Totals: | | | 2 | / | 2 | 10 | 8 | 2 | 0.0 | 0.0 | 0 | 1 | 0 | 4 | 0 | 0 | 0 | 0 |

2017 TENNESSEE TITANS INDIVIDUAL GAME-BY-GAME DEFENSIVE STATISTICS

KEVIN DODD (OLB)

| Date | Opp | GP / GS | TACKLES . . . | | | | | | | INTERCEPTIONS . . . | | | | | FUMBLES . . . | | | SpT |
|------------------------|-------|---------|---------------|----------|----------|------------|------------|----------|----------|---------------------|----------|----------|----------|----------|---------------|----------|----------|----------|
| | | | Tot | Solo | Asst | Sk | Yds | QBP | TFL | No | Yds | Lg | TD | PD | FF | FR | Yds | |
| 09/10/17 | Oak | IA | 0 | 0 | 0 | 0.0 | 0.0 | 0 | 0 | 0 | 0 | 0 | 0 | 0 | 0 | 0 | 0 | 0 |
| 09/17/17 | @ Jax | IA | 0 | 0 | 0 | 0.0 | 0.0 | 0 | 0 | 0 | 0 | 0 | 0 | 0 | 0 | 0 | 0 | 0 |
| 09/24/17 | Sea | p | 1 | 1 | 0 | 0.0 | 0.0 | 0 | 0 | 0 | 0 | 0 | 0 | 0 | 0 | 0 | 0 | 0 |
| 10/01/17 | @ Hou | IA | 0 | 0 | 0 | 0.0 | 0.0 | 0 | 0 | 0 | 0 | 0 | 0 | 0 | 0 | 0 | 0 | 0 |
| 10/08/17 | @ Mia | IA | 0 | 0 | 0 | 0.0 | 0.0 | 0 | 0 | 0 | 0 | 0 | 0 | 0 | 0 | 0 | 0 | 0 |
| 10/16/17 | Ind | IA | 0 | 0 | 0 | 0.0 | 0.0 | 0 | 0 | 0 | 0 | 0 | 0 | 0 | 0 | 0 | 0 | 0 |
| 10/22/17 | @ Cle | IA | 0 | 0 | 0 | 0.0 | 0.0 | 0 | 0 | 0 | 0 | 0 | 0 | 0 | 0 | 0 | 0 | 0 |
| 11/05/17 | Bal | p | 0 | 0 | 0 | 0.0 | 0.0 | 0 | 0 | 0 | 0 | 0 | 0 | 0 | 0 | 0 | 0 | 0 |
| 11/12/17 | Cin | p | 0 | 0 | 0 | 0.0 | 0.0 | 0 | 0 | 0 | 0 | 0 | 0 | 0 | 0 | 0 | 0 | 0 |
| 11/16/17 | @ Pit | IA | 0 | 0 | 0 | 0.0 | 0.0 | 0 | 0 | 0 | 0 | 0 | 0 | 0 | 0 | 0 | 0 | 0 |
| 11/26/17 | @ Ind | p | 1 | 1 | 0 | 0.0 | 0.0 | 1 | 0 | 0 | 0 | 0 | 0 | 0 | 0 | 0 | 0 | 0 |
| 12/03/17 | Hou | p | 1 | 1 | 0 | 0.0 | 0.0 | 0 | 0 | 0 | 0 | 0 | 0 | 0 | 0 | 0 | 0 | 0 |
| 12/10/17 | @ Ari | p | 3 | 1 | 2 | 0.0 | 0.0 | 0 | 0 | 0 | 0 | 0 | 0 | 0 | 0 | 0 | 0 | 0 |
| 12/17/17 | @ SF | p | 4 | 3 | 1 | 0.0 | 0.0 | 0 | 1 | 0 | 0 | 0 | 0 | 0 | 0 | 0 | 0 | 0 |
| 12/24/17 | LAR | p | 1 | 0 | 1 | 0.0 | 0.0 | 1 | 0 | 0 | 0 | 0 | 0 | 0 | 0 | 0 | 0 | 0 |
| 12/31/17 | Jax | p | 0 | 0 | 0 | 0.0 | 0.0 | 0 | 0 | 0 | 0 | 0 | 0 | 0 | 0 | 0 | 0 | 0 |
| 2017 Totals: | | | 9 | 7 | 4 | 0.0 | 0.0 | 2 | 1 | 0 | 0 | 0 | 0 | 0 | 0 | 0 | 0 | 0 |
| 01/06/18 | @ KC | p | 0 | 0 | 0 | 0.0 | 0.0 | 0 | 0 | 0 | 0 | 0 | 0 | 0 | 0 | 0 | 0 | 0 |
| 1/13/2018 | @ NE | p | 0 | 0 | 0 | 0.0 | 0.0 | 0 | 0 | 0 | 0 | 0 | 0 | 0 | 0 | 0 | 0 | 0 |
| Playoff Totals: | | | 2 | 0 | 0 | 0.0 | 0.0 | 0 | 0 | 0 | 0 | 0 | 0 | 0 | 0 | 0 | 0 | 0 |

DEMONTRE HURST (CB)

| Date | Opp | GP / GS | TACKLES . . . | | | | | | | INTERCEPTIONS . . . | | | | | FUMBLES . . . | | | SpT |
|---------------------|-------|---------|---------------|----------|----------|------------|------------|----------|----------|---------------------|----------|----------|----------|----------|---------------|----------|----------|----------|
| | | | Tot | Solo | Asst | Sk | Yds | QBP | TFL | No | Yds | Lg | TD | PD | FF | FR | Yds | |
| 09/10/17 | Oak | | Not on roster | | | | | | | | | | | | | | | |
| 09/17/17 | @ Jax | | Not on roster | | | | | | | | | | | | | | | |
| 09/24/17 | Sea | | Not on roster | | | | | | | | | | | | | | | |
| 10/01/17 | @ Hou | | Not on roster | | | | | | | | | | | | | | | |
| 10/08/17 | @ Mia | | Not on roster | | | | | | | | | | | | | | | |
| 10/16/17 | Ind | | Not on roster | | | | | | | | | | | | | | | |
| 10/22/17 | @ Cle | | Not on roster | | | | | | | | | | | | | | | |
| 11/05/17 | Bal | | Not on roster | | | | | | | | | | | | | | | |
| 11/12/17 | Cin | | Not on roster | | | | | | | | | | | | | | | |
| 11/16/17 | @ Pit | | Not on roster | | | | | | | | | | | | | | | |
| 11/26/17 | @ Ind | | Not on roster | | | | | | | | | | | | | | | |
| 12/03/17 | Hou | | Not on roster | | | | | | | | | | | | | | | |
| 12/10/17 | @ Ari | | Not on roster | | | | | | | | | | | | | | | |
| 12/17/17 | @ SF | | Not on roster | | | | | | | | | | | | | | | |
| 12/24/17 | LAR | IA | 0 | 0 | 0 | 0.0 | 0.0 | 0 | 0 | 0 | 0 | 0 | 0 | 0 | 0 | 0 | 0 | 0 |
| 12/31/17 | Jax | | Not on roster | | | | | | | | | | | | | | | |
| 2017 Totals: | | | 0 | 0 | 0 | 0.0 | 0.0 | 0 | 0 | 0 | 0 | 0 | 0 | 0 | 0 | 0 | 0 | 0 |

ADOREE' JACKSON (CB)

| Date | Opp | GP / GS | TACKLES . . . | | | | | | | INTERCEPTIONS . . . | | | | | FUMBLES . . . | | | SpT |
|------------------------|-------|---------|---------------|-----------|----------|------------|------------|----------|----------|---------------------|----------|----------|----------|-----------|---------------|----------|----------|----------|
| | | | Tot | Solo | Asst | Sk | Yds | QBP | TFL | No | Yds | Lg | TD | PD | FF | FR | Yds | |
| 09/10/17 | Oak | S | 5 | 5 | 0 | 0.0 | 0.0 | 0 | 0 | 0 | 0 | 0 | 0 | 2 | 0 | 0 | 0 | 0 |
| 09/17/17 | @ Jax | S | 6 | 5 | 1 | 0.0 | 0.0 | 0 | 1 | 0 | 0 | 0 | 0 | 1 | 0 | 0 | 0 | 0 |
| 09/24/17 | Sea | S | 5 | 5 | 0 | 0.0 | 0.0 | 0 | 0 | 0 | 0 | 0 | 0 | 2 | 0 | 0 | 0 | 0 |
| 10/01/17 | @ Hou | S | 3 | 3 | 0 | 0.0 | 0.0 | 0 | 0 | 0 | 0 | 0 | 0 | 1 | 0 | 0 | 0 | 0 |
| 10/08/17 | @ Mia | S | 2 | 1 | 1 | 0.0 | 0.0 | 0 | 0 | 0 | 0 | 0 | 0 | 1 | 1 | 0 | 0 | 0 |
| 10/16/17 | Ind | S | 2 | 2 | 0 | 0.0 | 0.0 | 0 | 0 | 0 | 0 | 0 | 0 | 1 | 0 | 0 | 0 | 0 |
| 10/22/17 | @ Cle | S | 5 | 4 | 1 | 0.0 | 0.0 | 0 | 0 | 0 | 0 | 0 | 0 | 0 | 0 | 0 | 0 | 0 |
| 11/05/17 | Bal | S | 5 | 5 | 0 | 0.0 | 0.0 | 0 | 1 | 0 | 0 | 0 | 0 | 4 | 0 | 0 | 0 | 0 |
| 11/12/17 | Cin | S | 5 | 3 | 2 | 0.0 | 0.0 | 0 | 2 | 0 | 0 | 0 | 0 | 2 | 0 | 0 | 0 | 0 |
| 11/16/17 | @ Pit | S | 9 | 8 | 1 | 0.0 | 0.0 | 0 | 0 | 0 | 0 | 0 | 0 | 2 | 1 | 0 | 0 | 0 |
| 11/26/17 | @ Ind | S | 1 | 1 | 0 | 0.0 | 0.0 | 0 | 0 | 0 | 0 | 0 | 0 | 0 | 0 | 0 | 0 | 0 |
| 12/03/17 | Hou | S | 4 | 3 | 1 | 0.0 | 0.0 | 0 | 0 | 0 | 0 | 0 | 0 | 1 | 0 | 0 | 0 | 0 |
| 12/10/17 | @ Ari | S | 4 | 3 | 1 | 0.0 | 0.0 | 0 | 0 | 0 | 0 | 0 | 0 | 0 | 0 | 0 | 0 | 0 |
| 12/17/17 | @ SF | S | 6 | 6 | 0 | 0.0 | 0.0 | 1 | 0 | 0 | 0 | 0 | 0 | 3 | 0 | 0 | 0 | 0 |
| 12/24/17 | LAR | S | 1 | 0 | 1 | 0.0 | 0.0 | 0 | 0 | 0 | 0 | 0 | 0 | 1 | 0 | 0 | 0 | 0 |
| 12/31/17 | Jax | S | 4 | 4 | 0 | 0.0 | 0.0 | 0 | 0 | 0 | 0 | 0 | 0 | 2 | 1 | 0 | 0 | 0 |
| 2017 Totals: | | | 16 | 58 | 9 | 0.0 | 0.0 | 1 | 4 | 0 | 0 | 0 | 0 | 23 | 3 | 0 | 0 | 0 |
| 01/06/18 | @ KC | S | 4 | 4 | 0 | 0.0 | 0.0 | 0 | 0 | 0 | 0 | 0 | 0 | 1 | 0 | 0 | 0 | 0 |
| 1/13/2018 | @ NE | S | 3 | 2 | 1 | 0.0 | 0.0 | 0 | 0 | 0 | 0 | 0 | 0 | 2 | 0 | 0 | 0 | 0 |
| Playoff Totals: | | | 2 | 6 | 1 | 0.0 | 0.0 | 0 | 0 | 0 | 0 | 0 | 0 | 3 | 0 | 0 | 0 | 0 |

[illegible][illegible][illegible]

| BRIAN ORAKPO (OLB) | | | | | | | | | | | | | | | | | | | |
|--------------------|-------|---------|------------|------|------|-----|------|-----|-----|------------------|-----|----|----|------------|----|----|-----|-----|---|
| | | | TACKLES... | | | | | | | INTERCEPTIONS... | | | | FUMBLES... | | | | | |
| Date | Opp | GP / GS | Total | Solo | Asst | Sk | Yds | QB | TFL | No | Yds | Lg | TD | PD | FF | FR | Yds | SpT | |
| 09/10/17 | Oak | S | 5 | 1 | 4 | 4 | 0.0 | 0.0 | 1 | 0 | 0 | 0 | 0 | 0 | 1 | 1 | 0 | 0 | 0 |
| 09/17/17 | @ Jax | S | 5 | 4 | 1 | 1.0 | 7.0 | 4 | 1 | 0 | 0 | 0 | 0 | 0 | 1 | 0 | 0 | 0 | |
| 09/24/17 | Sea | S | 2 | 2 | 0 | 0.0 | 0.0 | 10 | 1 | 0 | 0 | 0 | 0 | 1 | 0 | 0 | 0 | 0 | |
| 10/01/17 | @ Hou | S | 5 | 4 | 1 | 0.0 | 0.0 | 4 | 0 | 0 | 0 | 0 | 0 | 0 | 0 | 0 | 0 | 0 | |
| 10/08/17 | @ Mia | S | 3 | 3 | 0 | 0.0 | 0.0 | 4 | 1 | 0 | 0 | 0 | 0 | 0 | 0 | 0 | 0 | 0 | |
| 10/16/17 | Ind | S | 2 | 1 | 1 | 0.0 | 0.0 | 1 | 0 | 0 | 0 | 0 | 0 | 0 | 0 | 0 | 0 | 0 | |
| 10/22/17 | @ Cle | S | 6 | 3 | 3 | 0.5 | 6.0 | 7 | 1 | 0 | 0 | 0 | 0 | 0 | 0 | 0 | 0 | 0 | |
| 11/05/17 | Bal | S | 5 | 2 | 3 | 0.0 | 0.0 | 2 | 1 | 0 | 0 | 0 | 0 | 0 | 0 | 0 | 0 | 0 | |
| 11/12/17 | Cin | S | 2 | 2 | 0 | 1.0 | 10.0 | 6 | 1 | 0 | 0 | 0 | 0 | 0 | 1 | 0 | 0 | 0 | |
| 11/16/17 | @ Pit | S | 3 | 3 | 0 | 0.0 | 0.0 | 5 | 1 | 0 | 0 | 0 | 0 | 0 | 0 | 0 | 0 | 0 | |
| 11/26/17 | @ Ind | S | 5 | 2 | 3 | 1.5 | 13.0 | 4 | 0 | 0 | 0 | 0 | 0 | 0 | 0 | 0 | 0 | 0 | |
| 12/03/17 | Hou | S | 5 | 2 | 3 | 1.0 | 13.5 | 8 | 0 | 0 | 0 | 0 | 0 | 0 | 0 | 0 | 0 | 0 | |
| 12/10/17 | @ Ari | S | 2 | 2 | 0 | 1.0 | 9.0 | 3 | 1 | 0 | 0 | 0 | 0 | 0 | 0 | 0 | 0 | 0 | |
| 12/17/17 | @ SF | S | 1 | 0 | 1 | 0.0 | 0.0 | 2 | 0 | 0 | 0 | 0 | 0 | 0 | 0 | 0 | 0 | 0 | |
| 12/24/17 | LAR | S | 6 | 5 | 1 | 0.0 | 0.0 | 2 | 1 | 0 | 0 | 0 | 0 | 0 | 0 | 0 | 0 | 0 | |
| 12/31/17 | Jax | S | 3 | 3 | 0 | 1.0 | 10.0 | 10 | 1 | 0 | 0 | 0 | 0 | 0 | 0 | 0 | 0 | 0 | |
| 2017 Totals: | | 16 / 16 | 60 | 39 | 21 | 7.0 | 68.5 | 73 | 10 | 0 | 0 | 0 | 0 | 2 | 3 | 0 | 0 | 0 | |
| 01/06/18 | @ KC | S | 3 | 2 | 1 | 1.5 | 4.0 | 3 | 1 | 0 | 0 | 0 | 0 | 0 | 0 | 0 | 0 | 0 | |
| 1/13/2018 | @ NE | S | 2 | 1 | 1 | 0.0 | 0.0 | 3 | 0 | 0 | 0 | 0 | 0 | 0 | 0 | 0 | 0 | 0 | |
| Playoff Totals: | | 2 / 2 | 5 | 3 | 2 | 1.5 | 4.0 | 6 | 1 | 0 | 0 | 0 | 0 | 0 | 0 | 0 | 0 | 0 | |

[illegible][illegible]

2017 TENNESSEE TITANS INDIVIDUAL GAME-BY-GAME DEFENSIVE STATISTICS

CURTIS RILEY (DB)

| Date | Opp | GP / GS | TACKLES . . . | | | | | | | INTERCEPTIONS . . . | | | | | FUMBLES . . . | | | SpT |
|------------------------|-------|---------|---------------|----------|----------|-----------|----------|----------|------------|---------------------|----------|----------|----------|----------|---------------|----------|----------|----------|
| | | | Tot | Solo | Asst | Sk | Yds | QBP | TFL | No | Yds | Lg | TD | PD | FF | FR | Yds | |
| 09/10/17 | Oak | IA | 0 | 0 | 0 | 0.0 | 0.0 | 0 | 0 | 0 | 0 | 0 | 0 | 0 | 0 | 0 | 0 | 0 |
| 09/17/17 | @ Jax | p | 3 | 0 | 3 | 0.0 | 0.0 | 0 | 0 | 1 | 2 | 2 | 0 | 1 | 0 | 0 | 0 | 0 |
| 09/24/17 | Sea | p | 1 | 0 | 1 | 0.0 | 0.0 | 0 | 0 | 0 | 0 | 0 | 0 | 0 | 0 | 0 | 0 | 0 |
| 10/01/17 | @ Hou | p | 5 | 5 | 0 | 0.0 | 0.0 | 1 | 0 | 0 | 0 | 0 | 0 | 0 | 0 | 0 | 0 | 0 |
| 10/08/17 | @ Mia | p | 1 | 0 | 1 | 0.0 | 0.0 | 0 | 0 | 0 | 0 | 0 | 0 | 0 | 0 | 0 | 0 | 1 |
| 10/16/17 | Ind | p | 2 | 2 | 0 | 0.0 | 0.0 | 0 | 0 | 0 | 0 | 0 | 0 | 0 | 0 | 0 | 0 | 1 |
| 10/22/17 | @ Cle | p | 1 | 1 | 0 | 0.0 | 0.0 | 0 | 0 | 0 | 0 | 0 | 0 | 0 | 0 | 0 | 0 | 0 |
| 11/05/17 | Bal | IA | 0 | 0 | 0 | 0.0 | 0.0 | 0 | 0 | 0 | 0 | 0 | 0 | 0 | 0 | 0 | 0 | 0 |
| 11/12/17 | Cin | IA | 0 | 0 | 0 | 0.0 | 0.0 | 0 | 0 | 0 | 0 | 0 | 0 | 0 | 0 | 0 | 0 | 0 |
| 11/16/17 | @ Pit | IA | 0 | 0 | 0 | 0.0 | 0.0 | 0 | 0 | 0 | 0 | 0 | 0 | 0 | 0 | 0 | 0 | 0 |
| 11/26/17 | @ Ind | IA | 0 | 0 | 0 | 0.0 | 0.0 | 0 | 0 | 0 | 0 | 0 | 0 | 0 | 0 | 0 | 0 | 0 |
| 12/03/17 | Hou | IA | 0 | 0 | 0 | 0.0 | 0.0 | 0 | 0 | 0 | 0 | 0 | 0 | 0 | 0 | 0 | 0 | 0 |
| 12/10/17 | @ Ari | IA | 0 | 0 | 0 | 0.0 | 0.0 | 0 | 0 | 0 | 0 | 0 | 0 | 0 | 0 | 0 | 0 | 0 |
| 12/17/17 | @ SF | IA | 0 | 0 | 0 | 0.0 | 0.0 | 0 | 0 | 0 | 0 | 0 | 0 | 0 | 0 | 0 | 0 | 0 |
| 12/24/17 | LAR | p | 0 | 0 | 0 | 0.0 | 0.0 | 0 | 0 | 0 | 0 | 0 | 0 | 1 | 0 | 0 | 0 | 0 |
| 12/31/17 | Jax | IA | 0 | 0 | 0 | 0.0 | 0.0 | 0 | 0 | 0 | 0 | 0 | 0 | 0 | 0 | 0 | 0 | 0 |
| 2017 Totals: | | | 7 | 7 | 0 | 13 | 8 | 5 | 0.0 | 0.0 | 1 | 0 | 1 | 2 | 2 | 0 | 0 | 2 |
| 01/06/18 | @ KC | IA | 0 | 0 | 0 | 0.0 | 0.0 | 0 | 0 | 0 | 0 | 0 | 0 | 0 | 0 | 0 | 0 | 0 |
| 1/13/2018 | @ NE | IA | 0 | 0 | 0 | 0.0 | 0.0 | 0 | 0 | 0 | 0 | 0 | 0 | 0 | 0 | 0 | 0 | 0 |
| Playoff Totals: | | | 0 | 0 | 0 | 0 | 0 | 0 | 0 | 0 | 0 | 0 | 0 | 0 | 0 | 0 | 0 | 0 |

LOGAN RYAN (CB)

| Date | Opp | GP / GS | TACKLES . . . | | | | | | | INTERCEPTIONS . . . | | | | | FUMBLES . . . | | | SpT |
|------------------------|-------|---------|---------------|-----------|-----------|-----------|-----------|------------|------------|---------------------|----------|----------|----------|-----------|---------------|----------|----------|----------|
| | | | Tot | Solo | Asst | Sk | Yds | QBP | TFL | No | Yds | Lg | TD | PD | FF | FR | Yds | |
| 09/10/17 | Oak | S | 4 | 1 | 3 | 0.0 | 0.0 | 0 | 0 | 0 | 0 | 0 | 0 | 0 | 1 | 0 | 0 | 0 |
| 09/17/17 | @ Jax | S | 8 | 8 | 0 | 0.0 | 0.0 | 0 | 0 | 0 | 0 | 0 | 0 | 0 | 0 | 0 | 0 | 0 |
| 09/24/17 | Sea | S | 8 | 5 | 3 | 0.0 | 0.0 | 0 | 0 | 0 | 0 | 0 | 0 | 3 | 0 | 0 | 0 | 0 |
| 10/01/17 | @ Hou | S | 6 | 6 | 0 | 0.0 | 0.0 | 0 | 0 | 0 | 0 | 0 | 0 | 0 | 0 | 0 | 0 | 0 |
| 10/08/17 | @ Mia | S | 2 | 2 | 0 | 0.0 | 0.0 | 0 | 1 | 0 | 0 | 0 | 0 | 0 | 0 | 0 | 0 | 0 |
| 10/16/17 | Ind | S | 3 | 2 | 1 | 0.0 | 0.0 | 0 | 1 | 0 | 0 | 0 | 0 | 2 | 0 | 0 | 0 | 0 |
| 10/22/17 | @ Cle | S | 2 | 1 | 1 | 0.0 | 0.0 | 0 | 0 | 0 | 0 | 0 | 0 | 0 | 0 | 0 | 0 | 0 |
| 11/05/17 | Bal | S | 7 | 5 | 2 | 0.0 | 0.0 | 0 | 0 | 0 | 0 | 0 | 0 | 3 | 0 | 0 | 0 | 0 |
| 11/12/17 | Cin | S | 5 | 4 | 1 | 0.0 | 0.0 | 0 | 0 | 0 | 0 | 0 | 0 | 1 | 0 | 0 | 0 | 0 |
| 11/16/17 | @ Pit | S | 7 | 5 | 2 | 0.0 | 0.0 | 0 | 0 | 0 | 0 | 0 | 0 | 2 | 0 | 0 | 0 | 0 |
| 11/26/17 | @ Ind | S | 4 | 2 | 2 | 0.0 | 0.0 | 2 | 0 | 0 | 0 | 0 | 0 | 0 | 0 | 0 | 0 | 0 |
| 12/03/17 | Hou | S | 6 | 5 | 1 | 0.0 | 0.0 | 0 | 0 | 0 | 0 | 0 | 0 | 3 | 0 | 0 | 0 | 0 |
| 12/10/17 | @ Ari | S | 7 | 6 | 1 | 0.0 | 0.0 | 0 | 0 | 0 | 0 | 0 | 0 | 0 | 0 | 0 | 0 | 0 |
| 12/17/17 | @ SF | S | 4 | 2 | 2 | 0.0 | 0.0 | 0 | 0 | 0 | 0 | 0 | 0 | 0 | 0 | 0 | 0 | 0 |
| 12/24/17 | LAR | IA | 0 | 0 | 0 | 0.0 | 0.0 | 0 | 0 | 0 | 0 | 0 | 0 | 0 | 0 | 0 | 0 | 0 |
| 12/31/17 | Jax | S | 0 | 0 | 0 | 0.0 | 0.0 | 0 | 0 | 0 | 0 | 0 | 0 | 0 | 0 | 0 | 0 | 0 |
| 2017 Totals: | | | 15 | 15 | 73 | 54 | 19 | 0.0 | 0.0 | 2 | 2 | 0 | 0 | 14 | 1 | 0 | 0 | 0 |
| 01/06/18 | @ KC | S | 1 | 1 | 0 | 0.0 | 0.0 | 0 | 1 | 0 | 0 | 0 | 0 | 0 | 0 | 0 | 0 | 0 |
| 1/13/2018 | @ NE | S | 11 | 9 | 2 | 0.0 | 0.0 | 0 | 0 | 0 | 0 | 0 | 0 | 1 | 0 | 0 | 0 | 0 |
| Playoff Totals: | | | 2 | 2 | 12 | 10 | 2 | 0.0 | 0.0 | 0 | 1 | 0 | 0 | 0 | 1 | 0 | 0 | 0 |

DA'NORRIS SEARCY (S)

| Date | Opp | GP / GS | TACKLES . . . | | | | | | | INTERCEPTIONS . . . | | | | | FUMBLES . . . | | | SpT |
|------------------------|-------|---------|---------------|-----------|-----------|------------|------------|------------|------------|---------------------|----------|----------|----------|----------|---------------|----------|----------|----------|
| | | | Tot | Solo | Asst | Sk | Yds | QBP | TFL | No | Yds | Lg | TD | PD | FF | FR | Yds | |
| 09/10/17 | Oak | p | 3 | 3 | 0 | 0.0 | 0.0 | 0 | 0 | 0 | 0 | 0 | 0 | 0 | 0 | 0 | 0 | 0 |
| 09/17/17 | @ Jax | S | 4 | 3 | 1 | 0.0 | 0.0 | 0 | 0 | 1 | 8 | 8 | 0 | 1 | 0 | 0 | 0 | 0 |
| 09/24/17 | Sea | S | 0 | 0 | 0 | 0.0 | 0.0 | 0 | 0 | 0 | 0 | 0 | 0 | 0 | 0 | 0 | 0 | 0 |
| 10/01/17 | @ Hou | S | 1 | 1 | 0 | 0.0 | 0.0 | 0 | 0 | 0 | 0 | 0 | 0 | 0 | 0 | 0 | 0 | 0 |
| 10/08/17 | @ Mia | S | 6 | 6 | 0 | 0.0 | 0.0 | 0 | 0 | 0 | 0 | 0 | 0 | 1 | 0 | 0 | 0 | 0 |
| 10/16/17 | Ind | S | 3 | 1 | 2 | 0.0 | 0.0 | 0 | 0 | 0 | 0 | 0 | 0 | 0 | 0 | 0 | 0 | 0 |
| 10/22/17 | @ Cle | S | 5 | 3 | 2 | 0.0 | 0.0 | 0 | 1 | 0 | 0 | 0 | 0 | 0 | 0 | 0 | 0 | 0 |
| 11/05/17 | Bal | p | 1 | 1 | 0 | 0.0 | 0.0 | 0 | 0 | 0 | 0 | 0 | 0 | 0 | 0 | 0 | 0 | 0 |
| 11/12/17 | Cin | p | 0 | 0 | 0 | 0.0 | 0.0 | 0 | 0 | 0 | 0 | 0 | 0 | 0 | 0 | 0 | 0 | 0 |
| 11/16/17 | @ Pit | p | 0 | 0 | 0 | 0.0 | 0.0 | 0 | 0 | 0 | 0 | 0 | 0 | 0 | 0 | 0 | 0 | 0 |
| 11/26/17 | @ Ind | p | 2 | 2 | 0 | 0.0 | 0.0 | 0 | 0 | 0 | 0 | 0 | 0 | 0 | 0 | 0 | 0 | 0 |
| 12/03/17 | Hou | p | 0 | 0 | 0 | 0.0 | 0.0 | 0 | 0 | 0 | 0 | 0 | 0 | 0 | 0 | 0 | 0 | 0 |
| 12/10/17 | @ Ari | p | 1 | 1 | 0 | 0.0 | 0.0 | 0 | 0 | 0 | 0 | 0 | 0 | 0 | 0 | 0 | 0 | 1 |
| 12/17/17 | @ SF | p | 1 | 1 | 0 | 0.0 | 0.0 | 1 | 0 | 0 | 0 | 0 | 0 | 0 | 0 | 0 | 0 | 1 |
| 12/24/17 | LAR | p | 0 | 0 | 0 | 0.0 | 0.0 | 0 | 0 | 0 | 0 | 0 | 0 | 0 | 0 | 0 | 0 | 3 |
| 12/31/17 | Jax | p | 0 | 0 | 0 | 0.0 | 0.0 | 0 | 0 | 0 | 0 | 0 | 0 | 0 | 0 | 0 | 0 | 1 |
| 2017 Totals: | | | 16 | 16 | 27 | 22 | 5 | 0.0 | 0.0 | 1 | 1 | 8 | 8 | 2 | 0 | 0 | 0 | 6 |
| 01/06/18 | @ KC | p | 2 | 2 | 0 | 0.0 | 0.0 | 0 | 0 | 0 | 0 | 0 | 0 | 0 | 0 | 0 | 0 | 2 |
| 1/13/2018 | @ NE | p | 0 | 0 | 0 | 0.0 | 0.0 | 0 | 0 | 0 | 0 | 0 | 0 | 1 | 0 | 0 | 0 | 1 |
| Playoff Totals: | | | 2 | 2 | 0 | 0.0 | 0.0 | 0 | 0 | 0 | 0 | 0 | 0 | 1 | 0 | 0 | 0 | 3 |

2017 TENNESSEE TITANS INDIVIDUAL GAME-BY-GAME DEFENSIVE STATISTICS

LESHAUN SIMS (CB)

[illegible]

TYE SMITH (CB)

[illegible]

BRYNDEN TRAWICK (S)

[illegible]

2017 TENNESSEE TITANS GAME-BY-GAME FIELD GOALS AND SCORING BY QUARTER

| | | TITANS | | | | | | | OPPONENTS | | | | | | |
|---------------------|-------|-----------|------------|-----------|-----------|----------|------------|------------------------------------|-----------|-----------|-----------|------------|----------|------------|--|
| Date | Opp | 1ST | 2ND | 3RD | 4TH | OT | TOTAL | TITANS FIELD GOALS | 1ST | 2ND | 3RD | 4TH | OT | TOTAL | OPPONENTS FG |
| 09/10/17 | Oak | 7 | 3 | 3 | 3 | 0 | 16 | R. Succop (23) (26) (52) 52WR | 7 | 6 | 3 | 10 | 0 | 26 | G. Tavecchio (20) (52) (52) (43) |
| 09/17/17 | @ Jax | 3 | 3 | 17 | 14 | 0 | 37 | R. Succop (40) (41) (26) | 3 | 0 | 0 | 13 | 0 | 16 | J. Myers (43) |
| 09/24/17 | Sea | 0 | 9 | 21 | 3 | 0 | 33 | R. Succop (24) (37) (47) (35) | 0 | 7 | 7 | 13 | 0 | 27 | None |
| 10/01/17 | @ Hou | 0 | 14 | 0 | 0 | 0 | 14 | None | 14 | 16 | 7 | 20 | 0 | 57 | K. Fairbairn (50) (40) (33) |
| 10/08/17 | @ Mia | 0 | 3 | 7 | 0 | 0 | 16 | R. Succop (45) | 10 | 0 | 0 | 6 | 0 | 16 | C. Parkey (41) |
| 10/16/17 | Ind | 6 | 3 | 6 | 21 | 0 | 36 | R. Succop (48) (32) (40) (48) (23) | 3 | 10 | 6 | 3 | 0 | 22 | J. Vinatieri (36) (25) (52) |
| 10/22/17 | @ Cle | 3 | 3 | 0 | 3 | 3 | 12 | R. Succop (43) (23) (46) 53WL (47) | 0 | 3 | 3 | 3 | 0 | 9 | Z. Gonzalez (31) (47) (54) |
| 11/05/17 | Bal | 10 | 6 | 0 | 7 | 0 | 23 | R. Succop (48) | 3 | 3 | 0 | 14 | 0 | 20 | J. Tucker (30) (49) |
| 11/12/17 | Cin | 7 | 10 | 0 | 7 | 0 | 24 | R. Succop 48WR (44) | 6 | 7 | 0 | 7 | 0 | 20 | None |
| 11/16/17 | @ Pit | 7 | 0 | 10 | 0 | 0 | 17 | R. Succop 48B (44) | 10 | 6 | 7 | 17 | 0 | 40 | C. Boswell (41) (28) (50) (26) |
| 11/26/17 | @ Ind | 6 | 0 | 7 | 7 | 0 | 20 | R. Succop (29) (45) | 0 | 13 | 3 | 0 | 0 | 16 | A. Vinatieri (26) (28) (42) |
| 12/03/17 | Hou | 0 | 10 | 7 | 7 | 0 | 24 | R. Succop 40WR (43) | 3 | 7 | 0 | 3 | 0 | 13 | K. Fairbairn (23) 43LU 28WL (42) |
| 12/10/17 | @ Ari | 0 | 7 | 0 | 0 | 0 | 7 | R. Succop 58 CR | 0 | 0 | 6 | 6 | 0 | 12 | P. Dawson (47) (23) 40WR (32) (35) |
| 12/17/17 | @ SF | 0 | 10 | 3 | 10 | 0 | 23 | R. Succop (40) (31) (50) | 6 | 10 | 0 | 9 | 0 | 25 | R. Gould (38) (48) (28) (50) (48) (45) |
| 12/24/17 | LAR | 3 | 10 | 7 | 3 | 0 | 23 | R. Succop (25) (37) 45WR (27) | 6 | 7 | 7 | 7 | 0 | 27 | S. Ficken 36RU |
| 12/31/17 | Jax | 0 | 12 | 3 | 0 | 0 | 15 | R. Succop (25) (39) (38) | 0 | 3 | 0 | 7 | 0 | 10 | J. Lambo (41) |
| 2017 Totals: | | 52 | 103 | 91 | 85 | 3 | 340 | | 71 | 98 | 49 | 138 | 0 | 356 | |

2017 TENNESSEE TITANS PLAYOFF GAME-BY-GAME FIELD GOALS AND SCORING BY QUARTER

| | | TITANS | | | | | | | OPPONENTS | | | | | | |
|------------------------|------|----------|----------|----------|-----------|----------|-----------|--------------------|-----------|-----------|----------|----------|----------|-----------|--------------------|
| Date | Opp | 1ST | 2ND | 3RD | 4TH | OT | TOTAL | TITANS FIELD GOALS | 1ST | 2ND | 3RD | 4TH | OT | TOTAL | OPPONENTS FG |
| 01/06/18 | @ KC | 0 | 3 | 7 | 12 | 0 | 22 | R. Succop (49) | 14 | 7 | 0 | 0 | 0 | 21 | H. Butker 48LU |
| 01/13/18 | @ NE | 7 | 0 | 0 | 7 | 0 | 14 | None | 0 | 21 | 7 | 7 | 0 | 35 | S. Gostkowski 53WL |
| Playoff Totals: | | 7 | 3 | 7 | 19 | 0 | 36 | | 14 | 28 | 7 | 7 | 0 | 56 | |

2017 TENNESSEE TITANS GAME-BY-GAME SCORING

Game 1: Titans vs. Raiders, Sept. 10, 2017

| Team | Qtr | Time | Play Description (Drive Plays-Yards, Time) | Raiders | Titans |
|---------|-----|-------|---|---------|--------|
| Raiders | 1 | 12:49 | A.Cooper 8 yd. pass from D.Carr (G.Tavecchio kick) (4-50, 2:11) | 7 | 0 |
| Titans | 1 | 6:58 | M.Mariota 10 yd. run (R.Succop kick) (12-75, 5:51) | 7 | 7 |
| Raiders | 2 | 14:55 | G.Tavecchio 20 yd. Field Goal (15-73, 7:03) | 10 | 7 |
| Titans | 2 | 0:43 | R.Succop 23 yd. Field Goal (15-93, 6:20) | 10 | 10 |
| Raiders | 2 | 0:00 | G.Tavecchio 52 yd. Field Goal (5-41, 0:43) | 13 | 10 |
| Raiders | 3 | 4:31 | G.Tavecchio 52 yd. Field Goal (8-29, 4:11) | 16 | 10 |
| Titans | 3 | 0:00 | R.Succop 26 yd. Field Goal (9-67, 4:31) | 16 | 13 |
| Raiders | 4 | 11:58 | S.Roberts 19 yd. pass from D.Carr (G.Tavecchio kick) (7-70, 3:02) | 23 | 13 |
| Titans | 4 | 4:49 | R.Succop 52 yd. Field Goal (8-46, 1:55) | 23 | 16 |
| Raiders | 4 | 1:09 | G. Tavecchio 43 yd. Field Goal (9-34, 3:40) | 26 | 16 |

Game 2: Titans at Jaguars, Sept. 17, 2017

| Team | Qtr | Time | Play Description (Drive Plays-Yards, Time) | Titans | Jaguars |
|---------|-----|------|---|--------|---------|
| Jaguars | 1 | 7:24 | J.Myers 43 yd. Field Goal (12-51, 6:01) | 0 | 3 |
| Titans | 1 | 2:16 | R.Succop 40 yd. Field Goal (11-53, 5:08) | 3 | 3 |
| Titans | 2 | 0:00 | R.Succop 41 yd. Field Goal (10-38, 2:13) | 6 | 3 |
| Titans | 3 | 9:24 | R.Succop 26 yd. Field Goal (10-31, 4:40) | 9 | 3 |
| Titans | 3 | 6:36 | D.Henry 17 yd. run (R.Succop kick) (2-34, 0:46) | 16 | 3 |
| Titans | 3 | 2:49 | D.Walker 1 yd. run (R.Succop kick) (3-49, 1:34) | 23 | 3 |
| Titans | 4 | 9:57 | J.Smith 32 yd. pass from M.Mariota (R.Succop kick) (8-86, 5:19) | 30 | 3 |
| Jaguars | 4 | 7:12 | L.Fournette 1 yd. run (pass failed) (6-75, 2:45) | 30 | 9 |
| Titans | 4 | 4:14 | J.Fowler 3 yd. run (R.Succop kick) (6-25, 2:58) | 37 | 9 |
| Jaguars | 4 | 2:11 | A.Hurns 7 yd. pass from B.Bortles (J.Myers kick) (6-77, 2:03) | 37 | 16 |

Game 3: Titans vs. Seahawks, Sept. 24, 2017

| Team | Qtr | Time | Play Description (Drive Plays-Yards, Time) | Seahawks | Titans |
|----------|-----|-------|--|----------|--------|
| Titans | 2 | 13:23 | R.Succop 24 yd. Field Goal (11-61, 5:20) | 0 | 3 |
| Titans | 2 | 5:51 | R.Succop 37 yd. Field Goal (12-49, 6:30) | 0 | 6 |
| Seahawks | 2 | 1:15 | D.Baldwin 4 yd. pass from R.Wilson (B.Walsh kick) (5-86, 0:49) | 7 | 6 |
| Titans | 2 | 0:00 | R.Succop 47 yd. Field Goal (8-47, 1:15) | 7 | 9 |
| Seahawks | 3 | 10:09 | C.Carson 10 yd. pass from R.Wilson (B.Walsh kick) (9-75, 4:51) | 14 | 9 |
| Titans | 3 | 7:34 | R.Matthews 55 yd. pass from M.Mariota (R.Succop kick) (4-75, 2:35) | 14 | 16 |
| Titans | 3 | 3:50 | J.Smith 24 yd. pass from M.Mariota (R.Succop kick) (5-54, 2:40) | 14 | 23 |
| Titans | 3 | 1:34 | D.Murray 75 yd. run (R.Succop kick) (1-75, 0:15) | 14 | 30 |
| Seahawks | 4 | 13:59 | L.Willson 27 yd. pass from R.Wilson (pass failed) (8-75, 2:35) | 20 | 30 |
| Titans | 4 | 10:00 | R.Succop 35 yd. Field Goal (8-58, 3:59) | 20 | 33 |
| Seahawks | 4 | 1:50 | P.Richardson 8 yd. pass from R.Wilson (B.Walsh kick) (12-72, 3:19) | 27 | 33 |

Game 4: Titans at Texans, Oct. 1, 2017

| Team | Qtr | Time | Play Description (Drive Plays-Yards, Time) | Titans | Texans |
|--------|-----|-------|---|--------|--------|
| Texans | 1 | 12:13 | L.Miller 2 yd. run (K.Fairbairn kick) (4-43, 1:48) | 0 | 7 |
| Texans | 1 | 5:09 | D.Hopkins 8 yd. pass from D.Watson (K.Fairbairn kick) (11-76, 5:07) | 0 | 14 |
| Texans | 2 | 14:54 | W.Fuller V 16 yd. pass from D.Watson (K.Fairbairn kick) (9-76, 3:47) | 0 | 21 |
| Titans | 2 | 11:44 | M.Mariota 34 yd. run (R.Succop kick) (5-75, 3:10) | 7 | 21 |
| Texans | 2 | 6:01 | K.Fairbairn 50 yd. Field Goal (12-43, 5:43) | 7 | 24 |
| Titans | 2 | 1:50 | M.Mariota 2 yd. run (R.Succop kick) (7-75, 4:11) | 14 | 24 |
| Texans | 2 | 1:19 | D.Watson 1 yd. run (kick failed, wl) (2-58, 0:31) | 14 | 30 |
| Texans | 3 | 6:51 | W.Fuller V 10 yd. pass from D.Watson (K.Fairbairn kick) (14-75, 8:09) | 14 | 37 |
| Texans | 4 | 11:19 | L.Miller 8 yd. pass from D.Watson (K.Fairbairn kick) (9-73, 5:27) | 14 | 44 |
| Texans | 4 | 8:39 | K.Fairbairn 40 yd. Field Goal (5-20, 2:16) | 14 | 47 |
| Texans | 4 | 8:31 | D.Cole 25 yd. interception return (K.Fairbairn kick) | 14 | 54 |
| Texans | 4 | 3:34 | K.Fairbairn 33 yd. Field Goal (4-0, 2:16) | 14 | 57 |

Game 5: Titans at Dolphins, Oct. 8, 2017

| Team | Qtr | Time | Play Description (Drive Plays-Yards, Time) | Titans | Dolphins |
|----------|-----|-------|---|--------|----------|
| Dolphins | 1 | 0:53 | C.Parkey 41 yd. Field Goal (7-19, 3:09) | 0 | 3 |
| Dolphins | 1 | 0:06 | R.Jones 38 yd. fumble return (C.Parkey kick) | 0 | 10 |
| Titans | 2 | 9:37 | R.Succop 45 yd. Field Goal (4--3, 2:15) | 3 | 10 |
| Titans | 3 | 7:17 | P.Superfaw 11 yd. pass from M.Cassel (R.Succop kick) (9-69, 4:42) | 10 | 10 |
| Dolphins | 4 | 10:33 | J.Landry 6 yd. pass from J.Cutler (kick failed, wr) (10-58, 4:56) | 10 | 16 |

Game 6: Titans vs. Colts, Oct. 16, 2017

| Team | Qtr | Time | Play Description (Drive Plays-Yards, Time) | Colts | Titans |
|--------|-----|-------|--|-------|--------|
| Titans | 1 | 11:15 | R.Succop 48 yd. Field Goal (8-30, 3:45) | 0 | 3 |
| Colts | 1 | 6:45 | A.Vinatieri 36 yd. Field Goal (9-52, 4:30) | 3 | 3 |
| Titans | 1 | 0:47 | R.Succop 32 yd. Field Goal (10-61, 5:58) | 3 | 6 |
| Colts | 2 | 10:54 | J.Doyle 8 yd. pass from J.Brissett (A.Vinatieri kick) (9-73, 4:53) | 10 | 6 |
| Titans | 2 | 4:10 | R.Succop 40 yd. Field Goal (12-72, 6:44) | 10 | 9 |
| Colts | 2 | 0:14 | A.Vinatieri 25 yd. Field Goal (12-69, 3:56) | 13 | 9 |
| Colts | 3 | 13:50 | J.Simon 26 yd. interception return (kick failed, hlu) | 19 | 9 |
| Titans | 3 | 9:43 | R.Succop 48 yd. Field Goal (8-45, 4:07) | 19 | 12 |
| Titans | 3 | 4:35 | R.Succop 23 yd. Field Goal (5-26, 2:03) | 19 | 15 |
| Titans | 4 | 10:01 | D.Murray 3 yd. run (R.Succop kick) (15-87, 8:24) | 19 | 22 |
| Colts | 4 | 7:27 | A.Vinatieri 52 yd. Field Goal (6-6, 2:34) | 22 | 22 |
| Titans | 4 | 5:29 | T.Taylor 53 yd. pass from M.Mariota (R.Succop kick) (4-75, 1:58) | 22 | 29 |
| Titans | 4 | 0:47 | D.Henry 72 yd. run (R.Succop kick) (5-87, 1:32) | 22 | 36 |

2017 TENNESSEE TITANS GAME-BY-GAME SCORING

Game 7: Titans at Browns, Oct. 22, 2017

| Team | Qtr | Time | Play Description (Drive Plays-Yards, Time) | Titans | Browns |
|--------|-----|-------|--|--------|--------|
| Titans | 1 | 8:38 | R.Succop 43 yd. Field Goal (11-45, 6:22) | 3 | 0 |
| Browns | 2 | 8:31 | Z.Gonzalez 31 yd. Field Goal (7-27, 3:40) | 3 | 3 |
| Titans | 2 | 1:37 | R.Succop 23 yd. Field Goal (14-70, 6:54) | 6 | 3 |
| Browns | 3 | 4:25 | Z.Gonzalez 47 yd. Field Goal (10-70, 5:07) | 6 | 6 |
| Titans | 4 | 14:50 | R.Succop 46 yd. Field Goal (9-47, 4:35) | 9 | 6 |
| Browns | 4 | 0:47 | Z.Gonzalez 54 yd. Field Goal (10-31, 3:30) | 9 | 9 |
| Titans | 5 | 1:55 | R.Succop 47 yd. Field Goal (7-20, 4:02) | 12 | 9 |

Game 8: Titans vs. Ravens, Nov. 5, 2017

| Team | Qtr | Time | Play Description (Drive Plays-Yards, Time) | Ravens | Titans |
|--------|-----|-------|--|--------|--------|
| Titans | 1 | 10:58 | R.Succop 48 yd. Field Goal (7-45, 4:02) | 0 | 3 |
| Ravens | 1 | 5:59 | J.Tucker 30 yd. Field Goal (12-63, 4:59) | 3 | 3 |
| Titans | 1 | 1:04 | R.Matthews 16 yd. pass from M.Mariota (R.Succop kick) (3-46, 1:21) | 3 | 10 |
| Ravens | 2 | 9:56 | J.Tucker 49 yd. Field Goal (13-44, 6:08) | 6 | 10 |
| Titans | 2 | 2:24 | D.Henry 1 yd. run (kick failed, wr) (7-26, 3:10) | 6 | 16 |
| Ravens | 4 | 8:56 | J.Allen 3 yd. pass from J.Flacco (J.Tucker kick) (6-42, 2:55) | 13 | 16 |
| Titans | 4 | 3:58 | E.Decker 11 yd. pass from M.Mariota (R.Succop kick) (9-75, 4:58) | 13 | 23 |
| Ravens | 4 | 0:46 | M.Wallace 1 yd. pass from J.Flacco (J.Tucker kick) (16-75, 3:12) | 20 | 23 |

Game 9: Titans vs. Bengals, Nov. 12, 2017

| Team | Qtr | Time | Play Description (Drive Plays-Yards, Time) | Bengals | Titans |
|---------|-----|------|---|---------|--------|
| Titans | 1 | 7:56 | D.Murray 2 yd. run (R.Succop kick) (10-84, 5:25) | 0 | 7 |
| Bengals | 1 | 4:44 | B.LaFell 37 yd. pass from A.Dalton (kick failed, wl) (8-75, 3:12) | 6 | 7 |
| Titans | 2 | 5:08 | D.Murray 1 yd. run (R.Succop kick) (5-27, 1:31) | 6 | 14 |
| Bengals | 2 | 1:42 | J.Mixon 3 yd. run (R.Bullock kick) (1-3, 0:04) | 13 | 14 |
| Titans | 2 | 0:00 | R.Succop 44 yd. Field Goal (10-53, 1:42) | 13 | 17 |
| Bengals | 4 | 5:03 | A.Green 70 yd. pass from A.Dalton (R.Bullock kick) (2-82, 0:41) | 20 | 17 |
| Titans | 4 | 0:36 | D.Murray 7 yd. pass from M.Mariota (R.Succop kick) (12-73, 4:27) | 20 | 24 |

Game 10: Titans at Steelers, Nov. 16, 2017

| Team | Qtr | Time | Play Description (Drive Plays-Yards, Time) | Titans | Steelers |
|----------|-----|-------|---|--------|----------|
| Steelers | 1 | 12:25 | A.Brown 41 yd. pass from B.Roethlisberger (C.Boswell kick) (6-75, 2:35) | 0 | 7 |
| Steelers | 1 | 9:41 | C.Boswell 41 yd. Field Goal (5-1, 1:46) | 0 | 10 |
| Titans | 1 | 3:05 | M.Mariota 7 yd. run (R.Succop kick) (11-68, 6:36) | 7 | 10 |
| Steelers | 2 | 1:37 | C.Boswell 28 yd. Field Goal (7-10, 1:34) | 7 | 13 |
| Steelers | 2 | 0:18 | C.Boswell 50 yd. Field Goal (7-35, 0:53) | 7 | 16 |
| Titans | 3 | 14:49 | R.Matthews 75 yd. pass from M.Mariota (R.Succop kick) (1-75, 0:11) | 14 | 16 |
| Steelers | 3 | 10:01 | A.Brown 5 yd. pass from B.Roethlisberger (C.Boswell kick) (10-75, 4:48) | 14 | 23 |
| Titans | 3 | 5:34 | R.Succop 44 yd. Field Goal (8-49, 4:27) | 17 | 23 |
| Steelers | 4 | 14:56 | J.James 1 yd. pass from B.Roethlisberger (C.Boswell kick) (12-75, 5:38) | 17 | 30 |
| Steelers | 4 | 12:12 | A.Brown 10 yd. pass from B.Roethlisberger (C.Boswell kick) (3-51, 1:27) | 17 | 37 |
| Steelers | 4 | 5:21 | C.Boswell 26 yd. Field Goal (10-44, 6:18) | 17 | 40 |

Game 11: Titans at Colts, Nov. 26, 2017

| Team | Qtr | Time | Play Description (Drive Plays-Yards, Time) | Titans | Colts |
|--------|-----|-------|--|--------|-------|
| Titans | 1 | 7:54 | R.Succop 29 yd. Field Goal (11-53, 6:09) | 3 | 0 |
| Titans | 1 | 1:52 | R.Succop 45 yd. Field Goal (5-37, 3:23) | 6 | 0 |
| Colts | 2 | 10:05 | A.Vinatieri 26 yd. Field Goal (14-67, 6:47) | 6 | 3 |
| Colts | 2 | 2:07 | A.Vinatieri 28 yd. Field Goal (11-45, 6:25) | 6 | 6 |
| Colts | 2 | 0:38 | F.Gore 14 yd. run (A.Vinatieri kick) (6-34, 1:16) | 6 | 13 |
| Colts | 3 | 6:05 | A.Vinatieri 42 yd. Field Goal (13-55, 6:57) | 6 | 16 |
| Titans | 3 | 1:50 | D.Walker 2 yd. pass from M.Mariota (R.Succop kick) (1-4, 0:25) | 13 | 16 |
| Titans | 4 | 5:59 | D.Murray 1 yd. run (R.Succop kick) (9-77, 5:25) | 20 | 16 |

Game 12: Titans vs. Texans, Dec. 3, 2017

| Team | Qtr | Time | Play Description (Drive Plays-Yards, Time) | Texans | Titans |
|--------|-----|-------|---|--------|--------|
| Texans | 1 | 9:21 | K.Fairbairn 23 yd. Field Goal (9-36, 3:39) | 3 | 0 |
| Texans | 2 | 10:40 | S.Anderson 4 yd. pass from T.Savage (K.Fairbairn kick) (7-87, 3:17) | 10 | 0 |
| Titans | 2 | 4:18 | M.Mariota 9 yd. run (R.Succop kick) (10-75, 6:22) | 10 | 7 |
| Titans | 2 | 0:03 | R.Succop 43 yd. Field Goal (4-37, 0:35) | 10 | 10 |
| Titans | 3 | 0:03 | D.Walker 24 yd. pass from M.Mariota (R.Succop kick) (10-80, 5:17) | 10 | 17 |
| Texans | 4 | 4:37 | K.Fairbairn 42 yd. Field Goal (12-57, 6:54) | 13 | 17 |
| Titans | 4 | 0:46 | D.Henry 75 yd. run (R.Succop kick) (3-80, 0:22) | 13 | 24 |

Game 13: Titans at Cardinals, Dec. 10, 2017

| Team | Qtr | Time | Play Description (Drive Plays-Yards, Time) | Titans | Cardinals |
|-----------|-----|------|--|--------|-----------|
| Titans | 2 | 7:16 | D.Henry 6 yd. run (R.Succop kick) (9-50, 5:02) | 7 | 0 |
| Cardinals | 3 | 9:36 | P.Dawson 47 yd. Field Goal (9-48, 5:24) | 7 | 3 |
| Cardinals | 3 | 4:44 | P.Dawson 23 yd. Field Goal (5-30, 2:41) | 7 | 6 |
| Cardinals | 4 | 5:59 | P.Dawson 32 yd. Field Goal (8-71, 4:00) | 7 | 9 |
| Cardinals | 4 | 3:45 | P.Dawson 35 yd. Field Goal (4--10, 2:03) | 7 | 12 |

2017 TENNESSEE TITANS GAME-BY-GAME SCORING

Game 14: Titans at 49ers, Dec. 17, 2017

| Team | Qtr | Time | Play Description (Drive Plays-Yards, Time) | Titans | 49ers |
|--------|-----|-------|--|--------|-------|
| 49ers | 1 | 8:51 | R.Gould 38 yd. Field Goal (12-64, 6:09) | 0 | 3 |
| 49ers | 1 | 4:35 | R.Gould 48 yd. Field Goal (7-38, 2:03) | 0 | 6 |
| Titans | 2 | 14:06 | R.Succop 40 yd. Field Goal (12-53, 5:29) | 3 | 6 |
| 49ers | 2 | 5:30 | G.Celek 5 yd. pass from J.Garoppolo (R.Gould kick) (17-85, 8:36) | 3 | 13 |
| 49ers | 2 | 1:37 | R.Gould 28 yd. Field Goal (10-36, 2:50) | 3 | 16 |
| Titans | 2 | 0:29 | D.Walker 4 yd. pass from M.Mariota (R.Succop kick) (6-79, 1:08) | 10 | 16 |
| Titans | 3 | 8:29 | R.Succop 31 yd. Field Goal (14-62, 6:31) | 13 | 16 |
| Titans | 4 | 13:31 | R.Matthews 8 yd. pass from M.Mariota (R.Succop kick) (12-84, 7:01) | 20 | 16 |
| 49ers | 4 | 8:27 | R.Gould 50 yd. Field Goal (8-51, 5:04) | 20 | 19 |
| 49ers | 4 | 3:08 | R.Gould 48 yd. Field Goal (7-57, 3:20) | 20 | 22 |
| Titans | 4 | 1:07 | R.Succop 50 yd. Field Goal (11-43, 2:01) | 23 | 22 |
| 49ers | 4 | 0:00 | R.Gould 45 yd. Field Goal (7-48, 1:07) | 23 | 25 |

Game 15: Titans vs. Rams, Dec. 24, 2017

| Team | Qtr | Time | Play Description (Drive Plays-Yards, Time) | Rams | Titans |
|--------|-----|-------|--|------|--------|
| Rams | 1 | 8:54 | T.Gurley 3 yd. pass from J.Goff (kick failed, wr) (4-53, 2:07) | 6 | 0 |
| Titans | 1 | 1:13 | R.Succop 25 yd. Field Goal (14-62, 7:41) | 6 | 3 |
| Titans | 2 | 5:20 | W.Woodyard 4 yd. fumble return (R.Succop kick) | 6 | 10 |
| Rams | 2 | 4:24 | T.Gurley 80 yd. pass from J.Goff (S.Ficken kick) (2-79, 0:56) | 13 | 10 |
| Titans | 2 | 0:19 | R.Succop 37 yd. Field Goal (11-56, 4:05) | 13 | 13 |
| Rams | 3 | 6:40 | S.Watkins 3 yd. pass from J.Goff (S.Ficken kick) (7-65, 2:57) | 20 | 13 |
| Titans | 3 | 4:23 | D.Murray 6 yd. run (R.Succop kick) (5-44, 2:17) | 20 | 20 |
| Titans | 4 | 14:46 | R.Succop 27 yd. Field Goal (9-64, 3:40) | 20 | 23 |
| Rams | 4 | 11:51 | C.Kupp 14 yd. pass from J.Goff (S.Ficken kick) (6-68, 2:55) | 27 | 23 |

Game 16: Titans vs. Jaguars, Dec. 31, 2017

| Team | Qtr | Time | Play Description (Drive Plays-Yards, Time) | Jaguars | Titans |
|---------|-----|-------|--|---------|--------|
| Titans | 2 | 14:04 | D.Henry 66 yd. pass from M.Mariota (kick blocked) (7-82, 3:46) | 0 | 6 |
| Jaguars | 2 | 10:14 | J.Lambo 41 yd. Field Goal (9-58, 3:50) | 3 | 6 |
| Titans | 2 | 1:21 | R.Succop 25 yd. Field Goal (4-5, 0:28) | 3 | 9 |
| Titans | 2 | 0:00 | R.Succop 39 yd. Field Goal (4-8, 1:07) | 3 | 12 |
| Titans | 3 | 7:42 | R.Succop 38 yd. Field Goal (8-23, 4:18) | 3 | 15 |
| Jaguars | 4 | 10:48 | Y.Ngakoue 67 yd. fumble return (J.Lambo kick) | 10 | 15 |

Wild Card: Titans at Chiefs, Jan. 6, 2018

| Team | Qtr | Time | Play Description (Drive Plays-Yards, Time) | Away | Home |
|--------|-----|-------|---|------|------|
| Chiefs | 1 | 7:37 | K.Hunt 1 yd. run (H.Butker kick) (6-81, 2:56) | 0 | 7 |
| Chiefs | 1 | 2:15 | T.Kelce 13 yd. pass from A.Smith (H.Butker kick) (5-76, 3:24) | 0 | 14 |
| Titans | 2 | 1:55 | R.Succop 49 yd. Field Goal (8-48, 4:02) | 3 | 14 |
| Chiefs | 2 | 0:03 | D.Robinson 14 yd. pass from A.Smith (H.Butker kick) (9-79, 1:52) | 3 | 21 |
| Titans | 3 | 6:31 | M.Mariota 6 yd. pass from M.Mariota (R.Succop kick) (15-91, 8:29) | 10 | 21 |
| Titans | 4 | 14:08 | D.Henry 35 yd. run (pass failed) (6-62, 3:17) | 16 | 21 |
| Titans | 4 | 6:06 | E.Decker 22 yd. pass from M.Mariota (pass failed) (11-80, 5:09) | 22 | 21 |

Divisional Round: Titans at Patriots, Jan. 13, 2018

| Team | Qtr | Time | Play Description (Drive Plays-Yards, Time) | Away | Home |
|----------|-----|-------|--|------|------|
| Titans | 1 | 1:14 | C.Davis 15 yd. pass from M.Mariota (R.Succop kick) (11-95, 5:17) | 7 | 0 |
| Patriots | 2 | 13:18 | J.White 5 yd. pass from T.Brady (S.Gostkowski kick) (7-73, 2:56) | 7 | 7 |
| Patriots | 2 | 9:20 | J.White 6 yd. run (S.Gostkowski kick) (6-48, 1:56) | 7 | 14 |
| Patriots | 2 | 1:52 | C.Hogan 4 yd. pass from T.Brady (S.Gostkowski kick) (16-91, 5:18) | 7 | 21 |
| Patriots | 3 | 4:02 | B.Bolden 2 yd. run (S.Gostkowski kick) (9-56, 4:20) | 7 | 28 |
| Patriots | 4 | 10:22 | R.Gronkowski 4 yd. pass from T.Brady (S.Gostkowski kick) (15-90, 6:58) | 7 | 35 |
| Titans | 4 | 1:55 | C.Davis 11 yd. pass from M.Mariota (R.Succop kick) (16-80, 3:53) | 14 | 35 |

TITANS-RAIDERS: GAME SUMMARY



Titans 16, Raiders 26
Week 1 • Sunday, Sept. 10, 2017 • 12 p.m. CT • Nissan Stadium



GAME RECAP

The Titans kicked off the 2017 NFL season with a Week 1 matchup at home against the Oakland Raiders and fell by a score of 26-16. The highly anticipated contest featured the return of Titans quarterback **Marcus Mariota** and Raiders quarterback **Derek Carr**, who each suffered almost identical season-ending injuries in Week 16 of the 2016 season.

The Raiders' offense came out strong as Carr connected with wide receiver **Amari Cooper** for an eight-yard touchdown on Oakland's opening drive. However, as Mariota and the Titans offense took the field for the first time, Tennessee responded right back with a 10-yard rushing touchdown by the third-year signalcaller to tie the game at seven.

Three field goals were kicked in the second quarter, two by Oakland and one by Tennessee. Oakland began the second quarter in possession of the ball and converted a 20-yard field goal. At the two minute warning, the Titans offense failed to capitalize in the red zone and settled for a 23-yard field goal. With two seconds remaining in the first half, Oakland K **Giorgio Tavecchio** nailed a 52-yarder to put the Raiders up 13-10 at the break.

In the third quarter, safety **Brynden Trawick** committed a roughing the kicker penalty, repeating fourth down and putting the Raiders in field goal range. Oakland capitalized on the Titans' mistake as Tavecchio converted his second 52-yarder of the day.

Oakland tacked on another touchdown in the fourth quarter on a 19-yard pass from Carr to wide receiver **Seth Roberts**. Oakland and Tennessee also kicked one field goal apiece, making the final score 26-16.

SCORING

| | 1 | 2 | 3 | 4 | Final |
|------------------|---|---|---|----|-------|
| Oakland | 7 | 6 | 3 | 10 | 26 |
| Tennessee | 7 | 3 | 3 | 3 | 16 |

| TEAM | SCORING PLAY | TIME |
|---------|--|---------|
| Raiders | A.Cooper 8 yd. pass from D.Carr (G.Tavecchio kick) | 1-12:49 |
| Titans | M.Mariota 10 yd. run (R.Succop kick) | 1-6:58 |
| Raiders | G.Tavecchio 20 yd. Field Goal | 2-14:55 |
| Titans | R.Succop 23 yd. Field Goal | 2-0:43 |
| Raiders | G.Tavecchio 52 yd. Field Goal | 2-0:00 |
| Raiders | G.Tavecchio 52 yd. Field Goal | 3-4:31 |
| Titans | R.Succop 26 yd. Field Goal | 3-0:00 |
| Raiders | S.Roberts 19 yd. pass from D.Carr (G.Tavecchio kick) | 4-11:58 |
| Titans | R.Succop 52 yd. Field Goal | 4-4:49 |
| Raiders | G.Tavecchio 43 yd. Field Goal | 4-1:09 |

Missed FGs: R. Succop 52WR

Attendance: 69,089

Time of Game: 2:59

Weather: Sunny, 72° F, wind 7mph

Referee: Jerome Boger



TEAM STATISTICS

| | Raiders | Titans |
|----------------------------|----------|----------|
| TOTAL FIRST DOWNS | 22 | 21 |
| THIRD DOWN EFFICIENCY | 5-12-42% | 7-14-50% |
| FOURTH DOWN EFFICIENCY | 1-1-100% | 0-0-0% |
| TOTAL NET YARDS | 359 | 350 |
| Plays - Avg. | 63-5.7 | 63-5.6 |
| NET YARDS RUSHING | 109 | 95 |
| Rushes - Avg. | 29-3.8 | 21-4.5 |
| NET YARDS PASSING | 250 | 255 |
| Sacks - Yards Lost | 2-12 | 1-1 |
| PASS ATT-COMP-INT | 32-22-0 | 41-25-0 |
| PUNTS - Avg. | 3-52.7 | 4-47.0 |
| PUNT RETURNS - Yards | 2-5 | 1-5 |
| KICKOFFS RETURNS - Yards | 1-41 | 1-35 |
| INTERCEPTIONS - Yards | 0-0 | 0-0 |
| PENALTIES Number and Yards | 5-49 | 5-49 |
| FUMBLES - Lost | 3-0 | 0-0 |
| TOUCHDOWNS | 2 | 1 |
| EXTRA POINTS Made-Attempts | 2-2 | 1-1 |
| FIELD GOALS Made-Attempts | 4-4 | 3-4 |
| RED ZONE EFFICIENCY | 2-3-67% | 1-3-33% |
| GOAL TO GO EFFICIENCY | 1-2-50% | 1-2-50% |
| SAFETIES | 0 | 0 |
| GIVEAWAYS | 0 | 0 |
| TAKEAWAYS | 0 | 0 |
| TIME OF POSSESSION | 31:39 | 28:21 |

RAIDERS STARTERS

| OFFENSE | | DEFENSE | |
|---------|------------|---------|--------------|
| WR 15 | M.Crabtree | DE 97 | M.Edwards |
| LT 72 | D.Penn | DT 94 | E.Vanderdoes |
| LG 70 | K.Osemele | NT 78 | J.Ellis |
| C 61 | R.Hudson | DE 52 | K.Mack |
| RG 66 | G.Jackson | SLB 51 | B.Irvin |
| RT 73 | M.Newhouse | MLB 55 | M.Lee |
| TE 87 | J.Cook | WLB 57 | C.James |
| WR 89 | A.Cooper | LCB 29 | D.Amerson |
| QB 4 | D.Carr | RCB 21 | S.Smith |
| RB 24 | M.Lynch | FS 27 | R.Nelson |
| TE 86 | L.Smith | SS 42 | K.Joseph |

TITANS STARTERS

| OFFENSE | | DEFENSE | |
|---------|------------|---------|--------------|
| WR 18 | R.Matthews | DE 90 | D.Jones |
| TE 82 | D.Walker | NT 96 | S.Williams |
| LT 77 | T.Lewan | DT 99 | J.Casey |
| LG 67 | Q.Spain | OLB 91 | D.Morgan |
| C 60 | B.Jones | ILB 59 | W.Woodyard |
| RG 64 | J.Kline | ILB 54 | A.Williamson |
| RT 78 | J.Conklin | OLB 98 | B.Orakpo |
| WR 87 | E.Decker | CB 25 | A.Jackson |
| QB 8 | M.Mariota | SS 37 | J.Cyprien |
| TE 81 | J.Smith | FS 31 | K.Byard |
| RB 29 | D.Murray | CB 26 | L.Ryan |

RAIDERS INDIVIDUAL STATISTICS

| Rushing | Att | Yds | Avg | Lg | TD |
|---------------|-----------|------------|------------|-----------|----------|
| M. Lynch | 18 | 76 | 4.2 | 14 | 0 |
| J. Richard | 5 | 22 | 4.4 | 9 | 0 |
| C. Patterson | 1 | 5 | 5.0 | 5 | 0 |
| D. Washington | 3 | 4 | 1.3 | 4 | 0 |
| D. Carr | 2 | 2 | 1.0 | 3 | 0 |
| Total | 29 | 109 | 3.8 | 14 | 0 |

| Passing | Att | Cmp | Yds | TD | Lg | IN | Rt |
|--------------|-----------|-----------|------------|----------|-----------|----------|--------------|
| D. Carr | 32 | 22 | 262 | 2 | 25 | 0 | 114.3 |
| Total | 32 | 22 | 262 | 2 | 25 | 0 | 114.3 |

| Receiving | No | Yds | Avg | Lg | TD |
|--------------|-----------|------------|-------------|-----------|----------|
| M.Crabtree | 6 | 83 | 13.8 | 25 | 0 |
| A.Cooper | 5 | 62 | 12.4 | 23 | 1 |
| J.Cook | 5 | 56 | 11.2 | 22 | 0 |
| D.Washington | 2 | 18 | 9.0 | 13 | 0 |
| S.Roberts | 1 | 19 | 19.0 | 19 | 1 |
| M.Lynch | 1 | 16 | 16.0 | 16 | 0 |
| J.Richard | 1 | 6 | 6.0 | 6 | 0 |
| C.Patterson | 1 | 2 | 2.0 | 2 | 0 |
| Total | 22 | 262 | 11.9 | 25 | 2 |

| Interceptions | No | Yds | Avg | Lg | TD |
|---------------|----------|----------|----------|----------|----------|
| Total | 0 | 0 | - | - | 0 |

Leading Tacklers (Press Box Totals)

K. Joseph 9-6-3; R. Nelson 8-5-3; T. Adams 7-4-3.

Sacks: M. Edwards 0.5; J. Ellis 0.5. **FF:** None **FR:** None

TITANS INDIVIDUAL STATISTICS

| Rushing | Att | Yds | Avg | Lg | TD |
|--------------|-----------|-----------|------------|-----------|----------|
| D.Murray | 12 | 44 | 3.7 | 21 | 0 |
| M. Mariota | 3 | 26 | 8.7 | 15 | 1 |
| D. Henry | 6 | 25 | 4.2 | 8 | 0 |
| Total | 21 | 95 | 4.5 | 21 | 1 |

| Passing | Att | Cmp | Yds | TD | Lg | IN | Rt |
|--------------|-----------|-----------|------------|----------|-----------|----------|-------------|
| M. Mariota | 41 | 25 | 256 | 0 | 24 | 0 | 78.9 |
| Total | 41 | 25 | 256 | 0 | 24 | 0 | 78.9 |

| Receiving | No | Yds | Avg | Lg | TD |
|--------------|-----------|------------|-------------|-----------|----------|
| D.Walker | 7 | 76 | 10.9 | 23 | 0 |
| C.Davis | 6 | 69 | 11.5 | 23 | 0 |
| R.Matthews | 5 | 71 | 14.2 | 24 | 0 |
| E.Decker | 3 | 10 | 3.3 | 8 | 0 |
| D.Murray | 2 | 16 | 8.0 | 12 | 0 |
| T.Taylor | 2 | 14 | 7.0 | 10 | 0 |
| Total | 25 | 256 | 10.2 | 24 | 0 |

| Interceptions | No | Yds | Avg | Lg | TD |
|---------------|----------|----------|------------|----------|----------|
| Total | 0 | 0 | 0.0 | 0 | 0 |

Leading Tacklers (Coaching Totals)

A. Williamson 10-5-5; W. Woodyard 10-5-5; K. Byard 9-7-2.

Sacks: W. Woodyard 1; D. Morgan 1. **FF:** B. Orakpo 1; L. Ryan 1. **FR:** None

TITANS-JAGUARS: GAME SUMMARY



Titans 37, Jaguars 16
Week 2 • Sunday, Sept. 17, 2017 • 1 p.m. ET • EverBank Field



GAME RECAP

The Titans traveled to Jacksonville in Week 2 of the 2017 season to take on the Jaguars for the first contest of the year between the AFC South rivals. Tennessee scored a 31 points in the second half to secure a 37-16 road victory and even its record at 1-1.

Tennessee began the game with control of the ball but quickly went three-and-out on the opening drive. Jacksonville capitalized on its first possession, engineering a 51-yard scoring drive that culminated in a field goal to put the Jaguars up 3-0. The Titans offense returned to the field as QB **Marcus Mariota** completed back-to-back 10 and 16-yard passes to WR **Eric Decker**. An eight-yard third down conversion pass from Mariota to TE **Delanie Walker** helped edge the Titans closer to the end zone, but Tennessee was forced to settle for a 40-yard field goal by K **Ryan Succop**.

On second-and-16 in the second quarter, Jaguars QB **Blake Bortles** was strip-sacked by LB **Brian Orakpo**, and LB **Erik Walden** recovered the ball. However, less than two minutes later Mariota threw his lone interception of the day to Jaguars LB **Telvin Smith**. The Jacksonville offense took the field again only to see Bortles throw an interception to DB **Curtis Riley**. The Titans then battled back from a second-and-30 to convert a 41-yard field goal just before halftime.

On Jacksonville's second half opening drive, Bortles was picked off by safety **Da'Norris Searcy**, marking a turnover for Jacksonville on three straight possessions. In the third quarter, Succop converted a 26-yard field goal, running back **Derrick Henry** ran in a 17-yard touchdown and Walker recorded his first career rushing touchdown.

The fourth quarter saw rookie TE **Jonnu Smith** record his first career touchdown on a 32-yard screen pass from Mariota. RB **Leonard Fournette** added a one-yard touchdown for Jacksonville, and the Titans responded on the following possession with a three-yard touchdown by FB **Jalston Fowler**. Bortles connected with WR **Allen Hurns** for one final touchdown, but Tennessee ran out the clock and secured a 37-16 victory in Jacksonville.

SCORING

| | 1 | 2 | 3 | 4 | Final |
|---------------------|---|---|----|----|-------|
| Tennessee | 3 | 3 | 17 | 14 | 37 |
| Jacksonville | 3 | 0 | 0 | 13 | 16 |

| TEAM | SCORING PLAY | TIME |
|---------|--|--------|
| Jaguars | J.Myers 43 yd. Field Goal | 1-7:24 |
| Titans | R.Succop 40 yd. Field Goal | 1-2:16 |
| Titans | R.Succop 41 yd. Field Goal | 2-0:00 |
| Titans | R.Succop 26 yd. Field Goal | 3-9:24 |
| Titans | D.Henry 17 yd. run (R.Succop kick) | 3-6:36 |
| Titans | D.Walker 1 yd. run (R.Succop kick) | 3-2:49 |
| Titans | J.Smith 32 yd. pass from M.Mariota (R.Succop kick) | 4-9:57 |
| Jaguars | L.Fournette 1 yd. run (pass failed) | 4-7:12 |
| Titans | J.Fowler 3 yd. run (R.Succop kick) | 4-4:14 |
| Jaguars | A.Hurns 7 yd. pass from B.Bortles (J.Myers kick) | 4-2:11 |

Missed FGs: None

Attendance: 61,709

Time of Game: 3:02

Weather: Sunny, 84° F, wind 10 mph

Referee: Ed Hochuli



TEAM STATISTICS

| | Titans | Jaguars |
|----------------------------|----------|----------|
| TOTAL FIRST DOWNS | 21 | 20 |
| THIRD DOWN EFFICIENCY | 6-13-46% | 6-13-46% |
| FOURTH DOWN EFFICIENCY | 0-0-0% | 0-0-0% |
| TOTAL NET YARDS | 390 | 310 |
| Plays - Avg. | 64-6.1 | 61-5.1 |
| NET YARDS RUSHING | 179 | 99 |
| Rushes - Avg. | 36-5.0 | 25-4.0 |
| NET YARDS PASSING | 211 | 211 |
| Sacks - Yards Lost | 1-4 | 2-12 |
| PASS ATT-COMP-INT | 27-15-1 | 34-20-2 |
| PUNTS - Avg. | 3-41.7 | 5-49.2 |
| PUNT RETURNS - Yards | 2-55 | 1-4 |
| KICKOFFS RETURNS - Yards | 2-22 | 4-88 |
| INTERCEPTIONS - Yards | 2-10 | 1-2 |
| PENALTIES Number and Yards | 7-70 | 10-99 |
| FUMBLES - Lost | 0-0 | 2-1 |
| TOUCHDOWNS | 4 | 2 |
| EXTRA POINTS Made-Attempts | 4-4 | 1-2 |
| FIELD GOALS Made-Attempts | 3-3 | 1-1 |
| RED ZONE EFFICIENCY | 3-4-75% | 2-2-100% |
| GOAL TO GO EFFICIENCY | 2-3-67% | 1-1-100% |
| SAFETIES | 0 | 0 |
| GIVEAWAYS | 1 | 3 |
| TAKEAWAYS | 3 | 1 |
| TIME OF POSSESSION | 30:46 | 29:14 |

TITANS STARTERS

| OFFENSE | DEFENSE |
|------------------|---------------------|
| WR 18 R.Matthews | DE 90 D.Jones |
| TE 89 P.Supernaw | NT 96 S.Williams |
| LT 77 T.Lewan | DT 99 J.Casey |
| LG 67 Q.Spain | OLB 91 D.Morgan |
| C 60 B.Jones | ILB 59 W.Woodyard |
| RG 64 J.Kline | ILB 54 A.Williamson |
| RT 78 J.Conklin | OLB 98 B.Orakpo |
| WR 84 C.Davis | CB 25 A.Jackson |
| TE 81 J.Smith | SS 21 D.Searcy |
| QB 8 M.Mariota | FS 31 K.Byard |
| RB 29 D.Murray | CB 26 L.Ryan |

JAGUARS STARTERS

| OFFENSE | DEFENSE |
|-------------------|--------------------|
| WR 11 M.Lee | DE 91 Y.Ngakoue |
| LT 74 C.Robinson | NT 95 A.Jones |
| LG 77 P.Omahend | DT 97 M.Jackson |
| C 65 B.Linder | DE 93 C.Campbell |
| RG 60 A.Cann | WLB 50 T.Smith |
| RT 78 J.Parnell | MLB 51 P.Posluszny |
| TE 89 M.Lewis | SLB 44 M.Jack |
| WR 88 A.Hurns | LCB 20 J.Ramsey |
| QB 5 B.Bortles | FS 39 T.Gipson |
| FB 40 T.Bohanon | SS 42 B.Church |
| RB 27 L.Fournette | RCB 21 A.Bouye |

TITANS INDIVIDUAL STATISTICS

| Rushing | Att | Yds | Avg | Lg | TD |
|--------------|-----------|------------|------------|-----------|----------|
| D.Henry | 14 | 92 | 6.6 | 17 | 1 |
| D.Murray | 9 | 25 | 2.8 | 7 | 0 |
| M.Mariota | 6 | 24 | 4.0 | 8 | 0 |
| D.Fluellen | 3 | 18 | 6.0 | 10 | 0 |
| T.Taylor | 2 | 16 | 8.0 | 17 | 0 |
| J.Fowler | 1 | 3 | 3.0 | 3 | 1 |
| D.Walker | 1 | 1 | 1.0 | 1 | 1 |
| Total | 36 | 179 | 5.0 | 17 | 3 |

| Passing | Att | Cmp | Yds | TD | Lg | IN | Rt |
|--------------|-----------|-----------|------------|----------|-----------|----------|-------------|
| M. Mariota | 27 | 15 | 215 | 1 | 42 | 1 | 78.5 |
| Total | 27 | 15 | 215 | 1 | 42 | 1 | 78.5 |

| Receiving | No | Yds | Avg | Lg | TD |
|--------------|-----------|------------|-------------|-----------|----------|
| D.Walker | 4 | 61 | 15.3 | 19 | 0 |
| R.Matthews | 3 | 43 | 14.3 | 20 | 0 |
| E.Decker | 3 | 32 | 10.7 | 16 | 0 |
| J.Smith | 2 | 30 | 15.0 | 32 | 1 |
| T.Taylor | 1 | 42 | 42.0 | 42 | 0 |
| C.Davis | 1 | 4 | 4.0 | 4 | 0 |
| D.Murray | 1 | 3 | 3.0 | 3 | 0 |
| Total | 15 | 215 | 14.3 | 42 | 1 |

| Interceptions | No | Yds | Avg | Lg | TD |
|---------------|----------|-----------|------------|----------|----------|
| D. Searcy | 1 | 8 | 8.0 | 8 | 0 |
| C. Riley | 1 | 2 | 2.0 | 2 | 0 |
| Total | 2 | 10 | 5.0 | 8 | 0 |

Leading Tacklers (Coaching Totals)

W. Woodyard 15-9-6; K. Byard 9-8-1; A. Williamson 9-4-5.

Sacks: D. Morgan 1; B. Orakpo 1. **FF:** B. Orakpo 1; L. Sims 1. **FR:** E. Walden 1.

JAGUARS INDIVIDUAL STATISTICS

| Rushing | Att | Yds | Avg | Lg | TD |
|--------------|-----------|-----------|------------|-----------|----------|
| L.Fournette | 14 | 40 | 2.9 | 7 | 1 |
| B. Bortles | 4 | 29 | 7.3 | 11 | 0 |
| C. Ivory | 6 | 17 | 2.8 | 6 | 0 |
| C. Grant | 1 | 13 | 13.0 | 13 | 0 |
| Total | 25 | 99 | 4.0 | 13 | 1 |

| Passing | Att | Cmp | Yds | TD | Lg | IN | Rt |
|--------------|-----------|-----------|------------|----------|-----------|----------|-------------|
| B. Bortles | 34 | 20 | 223 | 1 | 29 | 2 | 63.7 |
| Total | 34 | 20 | 223 | 1 | 29 | 2 | 63.7 |

| Receiving | No | Yds | Avg | Lg | TD |
|--------------|-----------|------------|-------------|-----------|----------|
| M.Lee | 7 | 76 | 10.9 | 19 | 0 |
| A.Hurns | 6 | 82 | 13.7 | 20 | 1 |
| C.Ivory | 3 | 31 | 10.3 | 29 | 0 |
| L.Fournette | 2 | 21 | 10.5 | 11 | 0 |
| K.Cole | 2 | 13 | 6.5 | 11 | 0 |
| Total | 20 | 223 | 11.2 | 29 | 1 |

| Interceptions | No | Yds | Avg | Lg | TD |
|---------------|----------|----------|------------|----------|----------|
| T. Smith | 1 | 2 | 2.0 | 2 | 0 |
| Total | 1 | 2 | 2.0 | 2 | 0 |

Leading Tacklers (Press Box Totals)

T. Smith 8-6-2; A. Bouye 6-6-0; B. Church 6-6-0.

Sacks: M. Jack 1. **FF:** None **FR:** None

TITANS-SEAHAWKS: GAME SUMMARY



Titans 33, Seahawks 27
Week 3 • Sunday, Sept. 24, 2017 • 12 p.m. CT • Nissan Stadium



GAME RECAP

The Titans returned home in Week 3 of the 2017 season to host the Seattle Seahawks for the first time since 2005. Tennessee improved to 2-1 on the season with a 33-27 victory at home.

The first quarter saw eight straight punts from both teams, four from Tennessee and four from Seattle. LBs **Jayon Brown** and **Wesley Woodyard** made crucial third down stops that halted the Seattle offense.

QB **Marcus Mariota** completed a third down conversion pass on a 17-yard toss to WR **Eric Decker** to close out the first quarter. On the first play of the second quarter, Mariota ran the ball in for a touchdown but it was called back due to a holding penalty on Decker. Tennessee was forced to settle for a 24-yard field goal by K **Ryan Succop** to put the Titans on the board, 3-0.

The Tennessee defense took the field and forced Seattle's fifth consecutive three-and-out. After a late hit by Sherman on Mariota that caused an on-field scuffle, the Titans offense lengthened the lead to 6-0 on a 37-yard field goal by Succop.

In the second quarter, CB **Adoree' Jackson** returned a punt 80 yards for a score, but the touchdown was nullified due to a penalty. Seahawks QB **Russell Wilson** hit WR **Doug Baldwin** for a four-yard touchdown, but Tennessee responded with another field goal to put the Titans back on top 9-7 heading into halftime.

In the third stanza, Mariota connected with both WR **Rishard Matthews** for a 55-yard score and TE **Jonnu Smith** for a 24-yard touchdown, increasing the Titans lead to 23-14. RB **DeMarco Murray** also ran in a 75-yard score, which tied for his second-longest career rush, to increase the margin to 30-14.

In the fourth quarter, Seattle added a pair of touchdowns by both TE **Luke Willson** and WR **Paul Richardson**, but failed to execute a two point conversion. Succop converted his fourth field goal of the day as Tennessee sealed a 33-27 home victory.

SCORING

| | 1 | 2 | 3 | 4 | Final |
|-----------|---|---|----|----|-------|
| Seattle | 0 | 7 | 7 | 13 | 27 |
| Tennessee | 0 | 9 | 21 | 3 | 33 |

| TEAM | SCORING PLAY | TIME |
|----------|---|---------|
| Titans | R.Succop 24 yd. Field Goal | 2-13:23 |
| Titans | R.Succop 37 yd. Field Goal | 2-5:51 |
| Seahawks | D.Baldwin 4 yd. pass from R.Wilson (B.Walsh kick) | 2-1:15 |
| Titans | R.Succop 47 yd. Field Goal | 2-0:00 |
| Seahawks | C.Carson 10 yd. pass from R.Wilson (B.Walsh kick) | 3-10:09 |
| Titans | R.Matthews 55 yd. pass from M.Mariota (R.Succop kick) | 3-7:34 |
| Titans | J.Smith 24 yd. pass from M.Mariota (R.Succop kick) | 3-3:50 |
| Titans | D.Murray 75 yd. run (R.Succop kick) | 3-1:34 |
| Seahawks | L.Willson 27 yd. pass from R.Wilson (pass failed) | 4-13:59 |
| Titans | R.Succop 35 yd. Field Goal | 4-10:00 |
| Seahawks | P.Richardson 8 yd. pass from R.Wilson (B.Walsh kick) | 4-1:50 |

Missed FGs: None

Attendance: 69,127

Time of Game: 3:19

Weather: Sunny, 88° F, wind 4 mph

Referee: Ronald Torbert



TEAM STATISTICS

| | Seahawks | Titans |
|----------------------------|----------|----------|
| TOTAL FIRST DOWNS | 24 | 21 |
| THIRD DOWN EFFICIENCY | 4-14-29% | 4-14-29% |
| FOURTH DOWN EFFICIENCY | 1-2-50% | 0-0-0% |
| TOTAL NET YARDS | 433 | 420 |
| Plays - Avg. | 72-6.0 | 67-6.3 |
| NET YARDS RUSHING | 69 | 195 |
| Rushes - Avg. | 22-3.1 | 35-5.6 |
| NET YARDS PASSING | 364 | 225 |
| Sacks - Yards Lost | 1-9 | 0-0 |
| PASS ATT-COMP-INT | 49-29-0 | 32-20-0 |
| PUNTS - Avg. | 8-48.5 | 6-56.8 |
| PUNT RETURNS - Yards | 3-32 | 5-51 |
| KICKOFFS RETURNS - Yards | 0-0 | 2-27 |
| INTERCEPTIONS - Yards | 0-0 | 0-0 |
| PENALTIES Number and Yards | 11-98 | 5-45 |
| FUMBLES - Lost | 3-0 | 0-0 |
| TOUCHDOWNS | 4 | 3 |
| EXTRA POINTS Made-Attempts | 3-4 | 3-3 |
| FIELD GOALS Made-Attempts | 0-0 | 4-4 |
| RED ZONE EFFICIENCY | 3-4-75% | 0-3-0% |
| GOAL TO GO EFFICIENCY | 2-2-100% | 0-0-0% |
| SAFETIES | 0 | 0 |
| GIVEAWAYS | 0 | 0 |
| TAKEAWAYS | 0 | 0 |
| TIME OF POSSESSION | 27:19 | 32:41 |

SEAHAWKS STARTERS

| OFFENSE | DEFENSE |
|--------------------|---------------------|
| WR 89 D.Baldwin | LDE 72 M.Bennett |
| LT 70 R.Odhambo | LDT 90 J.Reed |
| LG 78 L.Joeckel | RDE 91 S.Richardson |
| C 68 J.Britt | RDE 56 C.Avril |
| RG 75 O.Aboushi | OLB 57 M.Wilhoite |
| RT 76 G.Ifedi | MLB 54 B.Wagner |
| TE 88 J.Graham | OLB 50 K.Wright |
| WR 10 P.Richardson | LCB 25 R.Sherman |
| QB 3 R.Wilson | RCB 20 J.Lane |
| WR 16 T.Lockett | SS 31 K.Chancellor |
| RB 32 C.Carson | FS 29 E.Thomas |

TITANS STARTERS

| OFFENSE | DEFENSE |
|------------------|---------------------|
| WR 18 R.Matthews | DE 90 D.Jones |
| TE 82 D.Walker | DT 99 J.Casey |
| LT 77 T.Lewan | OLB 91 D.Morgan |
| LG 67 Q.Spain | ILB 59 W.Woodyard |
| C 60 B.Jones | ILB 54 A.Williamson |
| RG 64 J.Kline | OLB 98 B.Orakpo |
| RT 78 J.Conklin | CB 25 A.Jackson |
| TE 81 J.Smith | SS 21 D.Searcy |
| QB 8 M.Mariota | FS 31 K.Byard |
| FB 45 J.Fowler | CB 26 L.Ryan |
| RB 29 D.Murray | CB 36 L.Sims |

SEAHAWKS INDIVIDUAL STATISTICS

| Rushing | Att | Yds | Avg | Lg | TD |
|--------------|-----------|-----------|------------|-----------|----------|
| C.Carson | 11 | 34 | 3.1 | 7 | 0 |
| R.Wilson | 7 | 26 | 3.7 | 11 | 0 |
| C.Prosise | 4 | 9 | 2.3 | 6 | 0 |
| Total | 22 | 69 | 3.1 | 11 | 0 |

| Passing | Att | Cmp | Yds | TD | Lg | IN | Rt |
|--------------|-----------|-----------|------------|----------|-----------|----------|--------------|
| R. Wilson | 49 | 29 | 373 | 4 | 46 | 0 | 110.3 |
| Total | 49 | 29 | 373 | 4 | 46 | 0 | 110.3 |

| Receiving | No | Yds | Avg | Lg | TD |
|--------------|-----------|------------|-------------|-----------|----------|
| D.Baldwin | 10 | 105 | 10.5 | 36 | 1 |
| J.Graham | 7 | 72 | 10.3 | 26 | 0 |
| C.Prosise | 3 | 65 | 21.7 | 46 | 0 |
| L.Willson | 3 | 53 | 17.7 | 27 | 1 |
| P.Richardson | 2 | 30 | 15.0 | 22 | 1 |
| T.Lockett | 2 | 30 | 15.0 | 16 | 0 |
| C.Carson | 2 | 18 | 9.0 | 10 | 1 |
| Total | 29 | 373 | 12.9 | 46 | 4 |

| Interceptions | No | Yds | Avg | Lg | TD |
|---------------|----------|----------|----------|----------|----------|
| None | | | | | |
| Total | 0 | 0 | - | - | 0 |

Leading Tacklers (Press Box Totals)

B. Wagner 11-8-3; K. Wright 8-5-3; K. Chancellor 7-7-0.

Sacks: None FF: None FR: None

TITANS INDIVIDUAL STATISTICS

| Rushing | Att | Yds | Avg | Lg | TD |
|--------------|-----------|------------|------------|-----------|----------|
| D.Murray | 14 | 115 | 8.2 | 75 | 1 |
| D.Henry | 13 | 54 | 4.2 | 25 | 0 |
| M.Mariota | 7 | 27 | 3.9 | 10 | 0 |
| T.Taylor | 1 | -1 | -1.0 | -1 | 0 |
| Total | 35 | 195 | 5.6 | 75 | 1 |

| Passing | Att | Cmp | Yds | TD | Lg | IN | Rt |
|--------------|-----------|-----------|------------|----------|-----------|----------|--------------|
| M. Mariota | 32 | 20 | 225 | 2 | 55 | 0 | 104.3 |
| Total | 32 | 20 | 225 | 2 | 55 | 0 | 104.3 |

| Receiving | No | Yds | Avg | Lg | TD |
|--------------|-----------|------------|-------------|-----------|----------|
| R.Matthews | 6 | 87 | 14.5 | 55 | 1 |
| E.Decker | 4 | 49 | 12.3 | 17 | 0 |
| D.Walker | 4 | 31 | 7.8 | 11 | 0 |
| T.Taylor | 2 | 16 | 8.0 | 11 | 0 |
| J.Smith | 1 | 24 | 24.0 | 24 | 1 |
| D.Henry | 1 | 10 | 10.0 | 10 | 0 |
| D.Murray | 1 | 5 | 5.0 | 5 | 0 |
| P.Superfaw | 1 | 3 | 3.0 | 3 | 0 |
| Total | 20 | 225 | 11.3 | 55 | 2 |

| Interceptions | No | Yds | Avg | Lg | TD |
|---------------|----------|----------|----------|----------|----------|
| None | | | | | |
| Total | 0 | 0 | - | - | 0 |

Leading Tacklers (Coaching Totals)

W. Woodyard 13-9-4; A. Williamson 8-6-2; L. Ryan 8-5-3

Sacks: E. Walden 1 FF: None FR: None

TITANS-TEXANS: GAME SUMMARY



Titans 14, Texans 57
Week 4 • Sunday, Oct. 1, 2017 • 12 p.m. CT • NRG Stadium



GAME RECAP

In Week 4 of the 2017 season, the Titans traveled to Houston to face the defending AFC South champions and fell to the Texans by a score of 57-14.

QB Marcus Mariota threw an interception to S Andre Hal on the Titans opening drive and the Texans capitalized by scoring on a two-yard rush by rookie QB Deshaun Watson. On the following Houston possession, the Texans raised the lead to 14-0 on an eight-yard pass from Watson to wide receiver DeAndre Hopkins. The Texans added a third touchdown on the first play of the second quarter, a 16-yard score from Watson to WR Will Fuller V to increase the lead to 21-0. Mariota put the Titans on the board in the second stanza with a 34-yard rushing touchdown, cutting Houston's lead to 21-7.

DT Jurrell Casey manufactured a third-down sack on Watson but Houston K Ka'imi Fairburn was able to convert a 50-yard field goal to put Houston up 24-7. The Titans cut the lead to 10 points on a Mariota two-yard touchdown run. After rookie CB Adoree' Jackson was called for defensive pass interference, Houston took over at the Tennessee one-yard line as Watson ran in his second rushing touchdown of the day. Fairburn missed the extra point as Houston extended its lead to 30-14.

After Mariota threw his second pick to Hal, S Kevin Byard returned the favor by intercepting Watson in the red zone to halt Houston's drive and end the first half. Houston opened the second half with an eight-minute, 14-play scoring drive, which culminated in Fuller's second score as Houston went up 37-14. In the third quarter, QB Matt Cassel took over as Mariota exited the game with a hamstring injury.

Texans RB Lamar Miller added an eight-yard receiving touchdown in the fourth as Houston extended the lead to 44-14. Cassel turned the ball over on three straight possessions, first on an interception to Texans S Marcus Gilchrist, then on a pick six to LB Dylan Cole and finally he fumbled the ball while being sacked. Houston converted another field goal in the fourth and finished the game with a 57-14 victory.

SCORING

| | 1 | 2 | 3 | 4 | Final |
|-----------|----|----|---|----|-------|
| Tennessee | 0 | 14 | 0 | 0 | 14 |
| Houston | 14 | 16 | 7 | 20 | 57 |

| TEAM | SCORING PLAY | TIME |
|--------|---|---------|
| Texans | L.Miller 2 yd. run (K.Fairbairn kick) 1-12:13 | |
| Texans | D.Hopkins 8 yd. pass from D.Watson (K.Fairbairn kick) | 1-5:09 |
| Texans | W.Fuller V 16 yd. pass from D.Watson (K.Fairbairn kick) | 2-14:54 |
| Titans | M.Mariota 34 yd. run (R.Succop kick) | 2-11:44 |
| Texans | K.Fairbairn 50 yd. Field Goal | 2-6:01 |
| Titans | M.Mariota 2 yd. run (R.Succop kick) | 2-1:50 |
| Texans | D.Watson 1 yd. run (kick failed, wl) | 2-1:19 |
| Texans | W.Fuller V 10 yd. pass from D.Watson (K.Fairbairn kick) | 3-6:51 |
| Texans | L.Miller 8 yd. pass from D.Watson (K.Fairbairn kick) | 4-11:19 |
| Texans | K.Fairbairn 40 yd. Field Goal | 4-8:39 |
| Texans | D.Cole 25 yd. interception return (K.Fairbairn kick) | 4-8:31 |
| Texans | K.Fairbairn 33 yd. Field Goal | 4-3:34 |

Missed FGs: None

Attendance: 71,804

Time of Game: 2:56

Weather: Sunny, 87° F, wind 3 mph

Referee: Jeff Triplette



TEAM STATISTICS

| | Titans | Texans |
|----------------------------|----------|----------|
| TOTAL FIRST DOWNS | 9 | 33 |
| THIRD DOWN EFFICIENCY | 2-8-25% | 6-12-50% |
| FOURTH DOWN EFFICIENCY | 0-0-0% | 1-1-100% |
| TOTAL NET YARDS | 195 | 445 |
| Plays - Avg. | 41-4.8 | 78-5.7 |
| NET YARDS RUSHING | 86 | 173 |
| Rushes - Avg. | 19-4.5 | 42-4.1 |
| NET YARDS PASSING | 109 | 272 |
| Sacks - Yards Lost | 2-8 | 2-11 |
| PASS ATT-COMP-INT | 20-10-4 | 34-25-1 |
| PUNTS - Avg. | 5-49.2 | 2-61.0 |
| PUNT RETURNS - Yards | 1-3 | 3-4 |
| KICKOFFS RETURNS - Yards | 3-71 | 1-42 |
| INTERCEPTIONS - Yards | 1-7 | 4-45 |
| PENALTIES Number and Yards | 6-88 | 3-20 |
| FUMBLES - Lost | 1-1 | 0-0 |
| TOUCHDOWNS | 2 | 7 |
| EXTRA POINTS Made-Attempts | 2-2 | 6-7 |
| FIELD GOALS Made-Attempts | 0-0 | 3-3 |
| RED ZONE EFFICIENCY | 1-1-100% | 6-9-67% |
| GOAL TO GO EFFICIENCY | 1-1-100% | 5-5-100% |
| SAFETIES | 0 | 0 |
| GIVEAWAYS | 5 | 1 |
| TAKEAWAYS | 1 | 5 |
| TIME OF POSSESSION | 20:19 | 39:41 |

TITANS STARTERS

OFFENSE

| | |
|-------|-----------|
| TE 81 | J.Smith |
| TE 82 | D.Walker |
| LT 77 | T.Lewan |
| LG 67 | Q.Spain |
| C 60 | B.Jones |
| RG 64 | J.Kline |
| RT 78 | J.Conklin |
| WR 87 | E.Decker |
| QB 8 | M.Mariota |
| TE 71 | D.Kelly |
| RB 29 | D.Murray |

DEFENSE

| | |
|--------|--------------|
| DE 90 | D.Jones |
| NT 96 | S.Williams |
| DT 99 | J.Casey |
| OLB 91 | D.Morgan |
| ILB 59 | W.Woodyard |
| ILB 54 | A.Williamson |
| OLB 98 | B.Orakpo |
| CB 25 | A.Jackson |
| SS 21 | D.Searcy |
| FS 31 | K.Byard |
| CB 26 | L.Ryan |

TEXANS STARTERS

OFFENSE

| | |
|-------|-------------|
| WR 10 | D.Hopkins |
| LT 74 | C.Clark |
| LG 71 | X.Su'a-Filo |
| C 66 | N.Martin |
| RG 79 | J.Allen |
| RT 68 | B.Giacomini |
| TE 84 | R.Griffin |
| WR 15 | W.Fuller V |
| QB 4 | D.Watson |
| WR 12 | B.Ellington |
| RB 26 | L.Miller |

DEFENSE

| | |
|---------|--------------|
| RDE 93 | J.Heath |
| NT 98 | D.Reader |
| LDE 99 | J.Watt |
| SAM 59 | W.Mercilus |
| WILL 55 | B.McKinney |
| MIKE 41 | Z.Cunningham |
| JACK 90 | J.Clowney |
| LCB 24 | J.Joseph |
| RCB 25 | K.Jackson |
| FS 29 | A.Hal |
| SS 21 | M.Gilchrist |

TITANS INDIVIDUAL STATISTICS

| Rushing | Att | Yds | Avg | Lg | TD |
|--------------|-----------|-----------|------------|-----------|----------|
| M.Mariota | 4 | 39 | 9.8 | 34 | 2 |
| D.Murray | 7 | 31 | 4.4 | 9 | 0 |
| D.Henry | 6 | 7 | 1.2 | 3 | 0 |
| T.Taylor | 1 | 6 | 6.0 | 6 | 0 |
| D.Fluellen | 1 | 3 | 3.0 | 3 | 0 |
| Total | 19 | 86 | 4.5 | 34 | 2 |

| Passing | Att | Cmp | Yds | TD | Lg | IN | Rt |
|--------------|-----------|-----------|------------|----------|-----------|----------|-------------|
| M. Mariota | 10 | 6 | 96 | 0 | 28 | 2 | 52.5 |
| M. Cassel | 10 | 4 | 21 | 0 | 10 | 2 | 8.3 |
| Total | 20 | 10 | 117 | 0 | 28 | 4 | 28.5 |

| Receiving | No | Yds | Avg | Lg | TD |
|--------------|-----------|------------|-------------|-----------|----------|
| D.Walker | 3 | 51 | 17.0 | 21 | 0 |
| R.Matthews | 3 | 49 | 16.3 | 28 | 0 |
| E.Decker | 2 | 13 | 6.5 | 7 | 0 |
| D.Murray | 2 | 4 | 2.0 | 4 | 0 |
| Total | 10 | 117 | 11.7 | 28 | 0 |

| Interceptions | No | Yds | Avg | Lg | TD |
|---------------|----------|----------|------------|----------|----------|
| K. Byard | 1 | 7 | 7.0 | 7 | 0 |
| Total | 1 | 7 | 7.0 | 7 | 0 |

Leading Tacklers (Coaching Totals)

W. Woodyard 12-4-8; K. Byard 10-5-5; A. Williamson 8-4-4

Sacks: J. Casey 1; D. Morgan 1 FF: None FR: None

TEXANS INDIVIDUAL STATISTICS

| Rushing | Att | Yds | Avg | Lg | TD |
|--------------|-----------|------------|------------|-----------|----------|
| L.Miller | 19 | 75 | 3.9 | 9 | 1 |
| D.Foreman | 13 | 45 | 3.5 | 16 | 0 |
| D.Watson | 4 | 24 | 6.0 | 10 | 1 |
| B.Ellington | 1 | 13 | 13.0 | 13 | 0 |
| A.Blue | 4 | 12 | 3.0 | 8 | 0 |
| W.Fuller V | 1 | 4 | 4.0 | 4 | 0 |
| Total | 42 | 173 | 4.1 | 16 | 2 |

| Passing | Att | Cmp | Yds | TD | Lg | IN | Rt |
|--------------|-----------|-----------|------------|----------|-----------|---------------|----|
| D. Watson | 34 | 25 | 283 | 4 | 35 | 1125.0 | |
| T. Savage | 0 | 0 | 0 | 0 | 0 | 0.0 | |
| Total | 34 | 25 | 283 | 4 | 35 | 1125.0 | |

| Receiving | No | Yds | Avg | Lg | TD |
|--------------|-----------|------------|-------------|-----------|----------|
| D.Hopkins | 10 | 107 | 10.7 | 21 | 1 |
| L.Miller | 4 | 56 | 14.0 | 32 | 1 |
| W.Fuller V | 4 | 35 | 8.8 | 16 | 2 |
| B.Ellington | 3 | 44 | 14.7 | 35 | 0 |
| S.Anderson | 2 | 28 | 14.0 | 17 | 0 |
| R.Griffin | 2 | 13 | 6.5 | 7 | 0 |
| Total | 25 | 283 | 11.3 | 35 | 4 |

| Interceptions | No | Yds | Avg | Lg | TD |
|---------------|----------|-----------|-------------|-----------|----------|
| A. Hal | 2 | 3 | 1.5 | 3 | 0 |
| D. Cole | 1 | 25 | 25.0 | 25 | 1 |
| M. Gilchrist | 1 | 17 | 17.0 | 17 | 0 |
| Total | 4 | 45 | 11.3 | 25 | 1 |

Leading Tacklers (Press Box Totals)

D. Cole 5-3-2; A. Hal 4-1-3; M. Gilchrist 3-3-0

Sacks: D. Cole 1; J. Clowney 1 FF: J. Clowney 1 FR: B. Dunn 1

TITANS-DOLPHINS: GAME SUMMARY



Titans 10, Dolphins 16
Week 5 • Sunday, Oct. 8, 2017 • 1 p.m. ET • Hard Rock Stadium



GAME RECAP

In Week 5 of the 2017 season the Titans went on the road to face the Miami Dolphins and were defeated in Florida by a score of 16-10.

With QB **Marcus Mariota** battling a hamstring injury, QB **Matt Cassel** made his first start of the season. Cassel was 21-of-32 passing for 141 yards and one touchdown.

In the first quarter, RB **DeMarco Murray** fumbled the ball on second-and-13 to give possession back to Miami at the Tennessee 42-yard line. After a third down pass break up by CB **Adoree' Jackson** on what would have been a Dolphins touchdown, Miami was forced to settle for a 41-yard field goal by K **Cody Parkey** to get on the board first, 3-0.

On the following drive Cassel completed a 59-yard touchdown pass to TE **Delanie Walker**, however the score was nullified due to an offensive pass interference call on TE **Jonnu Smith**. Two snaps later, Cassel was sacked by Dolphins LB **Kiko Alonso** and fumbled the ball. Dolphins S **Reshad Jones** scooped up the ball and returned it for a 38-yard touchdown and put Miami ahead 10-0 late in the first quarter.

In the second quarter, Jackson forced Dolphins RB **Jay Ajayi** to fumble the ball. It was recovered by S **Kevin Byard** to set up a 45-yard field goal by K **Ryan Succop** and put Tennessee on the board, 10-3.

The third stanza saw WR **Rishard Matthews** make a 17-yard, third down catch to keep the chains moving. WR **Eric Decker** caught two back-to-back seven-yard passes, followed by a nine-yard rush by Murray. TE **Phillip Supernaw** registered his first career touchdown, an 11-yard reception, and Succop converted the extra point attempt as the Titans tied the game 10-10.

In the fourth quarter, Dolphins WR **Jarvis Landry** tacked on a six-yard touchdown but the extra point attempt failed. Tennessee couldn't manufacture a comeback and eventually fell to the Dolphins by a final score of 16-10.

SCORING

| | 1 | 2 | 3 | 4 | Final |
|-----------|----|---|---|---|-------|
| Tennessee | 0 | 3 | 7 | 0 | 10 |
| Miami | 10 | 0 | 0 | 6 | 16 |

| TEAM | SCORING PLAY | TIME |
|----------|---|---------|
| Dolphins | C.Parkey 41 yd. Field Goal | 1-0:53 |
| Dolphins | R.Jones 38 yd. fumble return | 1-0:06 |
| Titans | R.Succop 45 yd. Field Goal | 2-9:37 |
| Titans | P.Superaw 11 yd. pass from M.Cassel (R.Succop kick) | 3-7:17 |
| Dolphins | J.Landry 6 yd. pass from J.Cutler (kick failed, wr) | 4-10:33 |

Missed FGs: None

Attendance: 65,135

Time of Game: 3:13

Weather: Sunny, 89° F, wind ESE 9 mph

Referee: Bill Vinovich



TEAM STATISTICS

| | Titans | Dolphins |
|----------------------------|----------|----------|
| TOTAL FIRST DOWNS | 14 | 12 |
| THIRD DOWN EFFICIENCY | 2-13-15% | 5-15-33% |
| FOURTH DOWN EFFICIENCY | 0-0-0% | 0-0-0% |
| TOTAL NET YARDS | 188 | 178 |
| Plays - Avg. | 58-3.2 | 59-3.0 |
| NET YARDS RUSHING | 69 | 100 |
| Rushes - Avg. | 20-3.5 | 31-3.2 |
| NET YARDS PASSING | 119 | 78 |
| Sacks - Yards Lost | 6-22 | 1-14 |
| PASS ATT-COMP-INT | 32-21-0 | 27-12-1 |
| PUNTS - Avg. | 10-54.9 | 9-51.0 |
| PUNT RETURNS - Yards | 2-14 | 7-47 |
| KICKOFF RETURNS - Yards | 2-39 | 2-44 |
| Interceptions - Yards | 1-14 | 0-0 |
| PENALTIES Number and Yards | 11-77 | 5-23 |
| FUMBLES - Lost | 2-2 | 1-1 |
| TOUCHDOWNS | 1 | 2 |
| EXTRA POINTS Made-Attempts | 1-1 | 1-2 |
| FIELD GOALS Made-Attempts | 1-1 | 1-1 |
| RED ZONE EFFICIENCY | 1-1-100% | 1-1-100% |
| GOAL TO GO EFFICIENCY | 1-1-100% | 1-1-100% |
| SAFETIES | 0 | 0 |
| GIVEAWAYS | 2 | 2 |
| TAKEAWAYS | 2 | 2 |
| TIME OF POSSESSION | 30:15 | 29:45 |

TITANS STARTERS

| OFFENSE | | | DEFENSE | | |
|---------|------------|--------|--------------|--|--|
| WR 18 | R.Matthews | DE 90 | D.Jones | | |
| TE 82 | D.Walker | DT 99 | J.Casey | | |
| LT 77 | T.Lewan | OLB 91 | D.Morgan | | |
| LG 67 | Q.Spain | ILB 59 | W.Woodyard | | |
| C 60 | B.Jones | ILB 54 | A.Williamson | | |
| RG 64 | J.Kline | OLB 98 | B.Orakpo | | |
| RT 78 | J.Conklin | CB 25 | A.Jackson | | |
| WR 13 | T.Taylor | CB 36 | L.Sims | | |
| QB 16 | M.Cassel | SS 21 | D.Searcy | | |
| TE 81 | J.Smith | FS 31 | K.Byard | | |
| RB 29 | D.Murray | CB 26 | L.Ryan | | |

DOLPHINS STARTERS

| OFFENSE | | | | DEFENSE | | | |
|---------|----|-----------|----|---------|--------------|--|--|
| WR | 10 | K.Stills | DE | 50 | A.Branch | | |
| LT | 67 | L.Tunsil | DT | 93 | N.Suh | | |
| LG | 65 | A.Steen | DT | 56 | D.Godchaux | | |
| C | 51 | M.Pouncey | DE | 91 | C.Wake | | |
| RG | 74 | J.Bushrod | LB | 47 | K.Alonso | | |
| RT | 70 | J.James | LB | 58 | R.Mauluga | | |
| TE | 80 | A.Fasano | LB | 94 | L.Timmons | | |
| QB | 6 | J.Cutler | CB | 30 | C.Tankersley | | |
| RB | 23 | J.Ajayi | CB | 25 | X.Howard | | |
| WR | 14 | J.Landry | S | 20 | R.Jones | | |
| WR | 11 | D.Parker | S | 29 | N.Allen | | |

TITANS INDIVIDUAL STATISTICS

| Rushing | Att | Yds | Avg | Lg | TD |
|--------------|-----------|-----------|------------|-----------|----------|
| D.Murray | 14 | 58 | 4.1 | 13 | 0 |
| D.Henry | 4 | 9 | 2.3 | 11 | 0 |
| T.Taylor | 1 | 5 | 5.0 | 5 | 0 |
| R. Matthews | 1 | -3 | -3.0 | -3 | 0 |
| Total | 20 | 69 | 3.5 | 13 | 0 |

| Passing | Att | Cmp | Yds | TD | Lg | IN | Rt |
|--------------|-----------|-----------|------------|----------|-----------|----------|-------------|
| M. Cassel | 32 | 21 | 141 | 1 | 17 | 0 | 85.5 |
| Total | 32 | 21 | 141 | 1 | 17 | 0 | 85.5 |

| Receiving | No | Yds | Avg | Lg | TD |
|--------------|-----------|------------|------------|-----------|----------|
| J.Smith | 5 | 21 | 4.2 | 9 | 0 |
| E.Decker | 4 | 34 | 8.5 | 14 | 0 |
| D.Murray | 4 | 11 | 2.8 | 7 | 0 |
| R.Matthews | 3 | 34 | 11.3 | 17 | 0 |
| D.Walker | 3 | 25 | 8.3 | 12 | 0 |
| P.Superaw | 2 | 16 | 8.0 | 11 | 1 |
| Total | 21 | 141 | 6.7 | 17 | 1 |

| Interceptions | No | Yds | Avg | Lg | TD |
|---------------|----------|-----------|-------------|-----------|----------|
| T. Smith | 1 | 14 | 14.0 | 14 | 0 |
| Total | 1 | 14 | 14.0 | 14 | 0 |

Leading Tacklers (Coaching Totals)

A. Williamson 10-7-3; W. Woodyard 9-5-4; D. Jones 6-6-0; D. Searcy 6-6-0

Sacks: J. Casey 1 **FF:** A. Jackson 1 **FR:** K. Byard 1

DOLPHINS INDIVIDUAL STATISTICS

| Rushing | Att | Yds | Avg | Lg | TD |
|--------------|-----------|------------|------------|-----------|----------|
| J.Ajayi | 25 | 77 | 3.1 | 11 | 0 |
| D.Williams | 3 | 15 | 5.0 | 9 | 0 |
| J.Cutler | 2 | 8 | 4.0 | 9 | 0 |
| K.Drake | 1 | 0 | 0.0 | 0 | 0 |
| Total | 31 | 100 | 3.2 | 11 | 0 |

| Passing | Att | Cmp | Yds | TD | Lg | IN | Rt |
|--------------|-----------|-----------|-----------|----------|-----------|----------|-------------|
| J. Cutler | 26 | 12 | 92 | 1 | 17 | 1 | 52.1 |
| M. Gray | 1 | 0 | 0 | 0 | 0 | 0 | 39.6 |
| Total | 27 | 12 | 92 | 1 | 17 | 1 | 50.2 |

| Receiving | No | Yds | Avg | Lg | TD |
|--------------|-----------|-----------|------------|-----------|----------|
| J.Landry | 5 | 44 | 8.8 | 17 | 1 |
| J.Ajayi | 2 | 2 | 1.0 | 2 | 0 |
| J.Thomas | 1 | 15 | 15.0 | 15 | 0 |
| D.Williams | 1 | 13 | 13.0 | 13 | 0 |
| K.Stills | 1 | 13 | 13.0 | 13 | 0 |
| D.Parker | 1 | 6 | 6.0 | 6 | 0 |
| J.Grant | 1 | -1 | -1.0 | -1 | 0 |
| Total | 12 | 92 | 7.7 | 17 | 1 |

| Interceptions | No | Yds | Avg | Lg | TD |
|---------------|----------|----------|----------|----------|----------|
| Total | 0 | 0 | - | - | 0 |

Leading Tacklers (Press Box Totals)

K. Alonso 7-6-1; R. Jones 7-6-1; L. Timmons 7-6-1

Sacks: A. Branch 2; K. Alonso 1; C. Harris 1; N. Suh 1; R. Jones 0.5; C. Wake 0.5 **FF:** K. Alonso 1; D. Godchaux 1 **FR:** R. Jones 2

TITANS-COLTS: GAME SUMMARY



Titans 36, Colts 22
Week 6 • Monday, Oct. 16, 2017 • 7:30 p.m. CT • Nissan Stadium



GAME RECAP

In Week 6 of the 2017 season, the Titans returned to Monday Night Football for the first time since 2014 as Tennessee hosted the AFC rival Indianapolis Colts. Tennessee snapped an 11-game losing streak against Indianapolis with a 36-22 victory. QB **Marcus Mariota** returned to game action after missing the previous contest with a hamstring injury.

The Titans got on the board 3:45 into the game as K **Ryan Succop** converted a 48-yard field goal on Tennessee's opening drive and in the process set an NFL record for most consecutive field goals made under 50 yards. Indianapolis responded as Colts K **Adam Vinatieri** kicked a 36-yard field goal on the following possession to tie the game, 3-3. Tennessee found its way into the red zone again in the first quarter, but was forced to settle for another field goal as Succop extended the Titans lead, 6-3.

On the first drive of the second quarter, Indianapolis took a 10-6 lead as Colts QB **Jacoby Brissett** tossed an eight-yard touchdown pass to Colts TE **Jack Doyle**. Succop converted his third field goal of the day as the Titans narrowed the score, 10-9. The Colts answered back with Vinatieri's second field goal of the day to increase Indianapolis' lead 13-9 to end the first half.

In the third quarter, Mariota threw an interception on the Titans first possession and Colts SLB **John Simon** returned it 26 yards for a touchdown. The extra point attempt failed as Indianapolis went up 19-9. Succop converted a pair of field goals from 48 yards and 23 yards as the Titans edged closer with a score of 19-15.

Tennessee scored its first touchdown of the day in the fourth quarter on a three-yard rushing score by RB **DeMarco Murray** to give the Titans a 22-19 lead. After a big third-down stop by LB **Jayon Brown**, Indianapolis was held to a 52-yard field goal to tie the game at 22-22.

After two back-to-back first down receptions by WR **Eric Decker**, Mariota hit WR **Taywan Taylor** for a 53-yard touchdown as Tennessee took the lead back, 29-22. RB **Derrick Henry** added a 72-yard insurance touchdown run as the Titans defeated the Colts by a score of 36-22.

SCORING

| | 1 | 2 | 3 | 4 | Final |
|---------------------|---|----|---|----|-------|
| Indianapolis | 3 | 10 | 6 | 3 | 22 |
| Tennessee | 6 | 3 | 6 | 21 | 36 |

| TEAM | SCORING PLAY | TIME |
|--------|---|---------|
| Titans | R.Succop 48 yd. Field Goal | 1-11:15 |
| Colts | A.Vinatieri 36 yd. Field Goal | 1-6:45 |
| Titans | R.Succop 32 yd. Field Goal | 1-0:47 |
| Colts | J.Doyle 8 yd. pass from J.Brissett (A.Vinatieri kick) | 2-10:54 |
| Titans | R.Succop 40 yd. Field Goal | 2-4:10 |
| Colts | A.Vinatieri 25 yd. Field Goal | 2-0:14 |
| Colts | J.Simon 26 yd. interception return (kick failed, hlu) | 3-13:50 |
| Titans | R.Succop 48 yd. Field Goal | 3-9:43 |
| Titans | R.Succop 23 yd. Field Goal | 3-4:35 |
| Titans | D.Murray 3 yd. run (R.Succop kick) | 4-10:01 |
| Colts | A.Vinatieri 52 yd. Field Goal | 4-7:27 |
| Titans | T.Taylor 53 yd. pass from M.Mariota (R.Succop kick) | 4-5:29 |
| Titans | D.Henry 72 yd. run (R.Succop kick) | 4-0:47 |

Missed FGs: None

Attendance: 63,888

Time of Game: 3:12

Weather: Clear, 57° F, wind NE 7 mph

Referee: Walt Anderson



TEAM STATISTICS

| | Colts | Titans |
|----------------------------|---------|----------|
| TOTAL FIRST DOWNS | 18 | 25 |
| THIRD DOWN EFFICIENCY | 2-9-22% | 6-13-46% |
| FOURTH DOWN EFFICIENCY | 0-1-0% | 1-1-100% |
| TOTAL NET YARDS | 297 | 473 |
| Plays - Avg. | 57-5.2 | 67-7.1 |
| NET YARDS RUSHING | 85 | 168 |
| Rushes - Avg. | 19-4.5 | 34-4.9 |
| NET YARDS PASSING | 212 | 305 |
| Sacks - Yards Lost | 1-0 | 1-1 |
| PASS ATT-COMP-INT | 37-21-0 | 32-23-1 |
| PUNTS - Avg. | 3-53.3 | 1-44.0 |
| PUNT RETURNS - Yards | 0-0 | 2-15 |
| KICKOFF RETURNS - Yards | 5-157 | 2-46 |
| Interceptions - Yards | 1-26 | 0-0 |
| PENALTIES Number and Yards | 5-51 | 4-45 |
| FUMBLES - Lost | 1-1 | 0-0 |
| TOUCHDOWNS | 2 | 3 |
| EXTRA POINTS Made-Attempts | 1-2 | 3-3 |
| FIELD GOALS Made-Attempts | 3-3 | 5-5 |
| RED ZONE EFFICIENCY | 1-4-25% | 1-3-33% |
| GOAL TO GO EFFICIENCY | 1-2-50% | 1-2-50% |
| SAFETIES | 0 | 0 |
| GIVEAWAYS | 1 | 1 |
| TAKEAWAYS | 1 | 1 |
| TIME OF POSSESSION | 24:07 | 35:53 |

COLTS STARTERS

| OFFENSE | | | DEFENSE | | |
|---------|-------------|---------|------------|--|--|
| WR 13 | T.Hilton | DE 96 | H.Anderson | | |
| LT 74 | A.Castonzo | NT 99 | A.Woods | | |
| LG 67 | J.Vujnovich | DT 95 | J.Hankins | | |
| C 78 | R.Kelly | SLB 51 | J.Simon | | |
| RG 62 | L.Clark | MIKE 44 | A.Morrison | | |
| RT 73 | J.Haeg | WILL 57 | J.Bostic | | |
| TE 84 | J.Doyle | RUSH93 | J.Sheard | | |
| WR 10 | D.Moncrief | LCB 30 | R.Melvin | | |
| QB 7 | J.Brissett | SS 41 | M.Farley | | |
| RB 23 | F.Gore | FS 29 | M.Hooker | | |
| WR 17 | K.Aiken | RCB 21 | V.Davis | | |

TITANS STARTERS

| OFFENSE | | | DEFENSE | | |
|---------|------------|--------|--------------|--|--|
| WR 18 | R.Matthews | DE 90 | D.Jones | | |
| TE 82 | D.Walker | DT 99 | J.Casey | | |
| LT 77 | T.Lewan | OLB 91 | D.Morgan | | |
| LG 67 | Q.Spain | ILB 59 | W.Woodyard | | |
| C 60 | B.Jones | ILB 54 | A.Williamson | | |
| RG 64 | J.Kline | OLB 98 | B.Orakpo | | |
| RT 78 | J.Conklin | CB 25 | A.Jackson | | |
| WR 87 | E.Decker | SS 21 | D.Searcy | | |
| QB 8 | M.Mariota | CB 36 | L.Sims | | |
| WR 13 | T.Taylor | FS 31 | K.Byard | | |
| RB 29 | D.Murray | CB 26 | L.Ryan | | |

COLTS INDIVIDUAL STATISTICS

| Rushing | Att | Yds | Avg | Lg | TD |
|--------------|-----------|-----------|------------|-----------|----------|
| F. Gore | 10 | 49 | 4.9 | 12 | 0 |
| M. Mack | 2 | 18 | 9.0 | 22 | 0 |
| J. Brissett | 4 | 15 | 3.0 | 7 | 0 |
| R. Turbin | 3 | 3 | 1.0 | 5 | 0 |
| Total | 19 | 85 | 4.3 | 22 | 0 |

| Passing | Att | Cmp | Yds | TD | Lg | IN | Rt |
|--------------|-----------|-----------|------------|----------|-----------|----------|-------------|
| J. Brissett | 37 | 21 | 212 | 1 | 23 | 0 | 82.3 |
| Total | 37 | 21 | 212 | 1 | 23 | 0 | 82.3 |

| Receiving | No | Yds | Avg | Lg | TD |
|--------------|-----------|------------|-------------|-----------|----------|
| J.Doyle | 7 | 50 | 7.1 | 11 | 1 |
| D.Moncrief | 5 | 67 | 13.4 | 23 | 0 |
| R.Turbin | 4 | 37 | 9.3 | 16 | 0 |
| K.Aiken | 2 | 21 | 10.5 | 14 | 0 |
| F.Gore | 2 | 18 | 9.0 | 11 | 0 |
| T.Hilton | 1 | 19 | 19.0 | 19 | 0 |
| Total | 21 | 212 | 10.1 | 23 | 1 |

| Interceptions | No | Yds | Avg | Lg | TD |
|---------------|----------|-----------|-------------|-----------|----------|
| J. Simon | 1 | 26 | 26.0 | 26 | 1 |
| Total | 1 | 26 | 26.0 | 26 | 1 |

Leading Tacklers (Press Box Totals)

J. Simon 11-6-5; M. Farley 7-4-3; A. Morrison 7-4-3

Sacks: J. Simon 1 **FF:** None **FR:** None

TITANS INDIVIDUAL STATISTICS

| Rushing | Att | Yds | Avg | Lg | TD |
|--------------|-----------|------------|------------|-----------|----------|
| D. Henry | 19 | 131 | 6.9 | 72 | 1 |
| D. Murray | 12 | 40 | 3.3 | 7 | 1 |
| M. Mariota | 2 | 0 | 0.0 | 1 | 0 |
| D. Walker | 1 | -3 | -3.0 | -3 | 0 |
| Total | 34 | 168 | 4.9 | 72 | 2 |

| Passing | Att | Cmp | Yds | TD | Lg | IN | Rt |
|--------------|-----------|-----------|------------|----------|-----------|----------|-------------|
| M. Mariota | 32 | 23 | 306 | 1 | 53 | 1 | 99.2 |
| Total | 32 | 23 | 306 | 1 | 53 | 1 | 99.2 |

| Receiving | No | Yds | Avg | Lg | TD |
|--------------|-----------|------------|-------------|-----------|----------|
| E.Decker | 7 | 88 | 12.6 | 27 | 0 |
| R.Matthews | 4 | 69 | 17.3 | 27 | 0 |
| D.Murray | 4 | 47 | 11.8 | 18 | 0 |
| D.Walker | 4 | 17 | 4.3 | 10 | 0 |
| T.Taylor | 2 | 61 | 30.5 | 53 | 1 |
| D.Henry | 1 | 14 | 14.0 | 14 | 0 |
| J.Smith | 1 | 10 | 10.0 | 10 | 0 |
| Total | 23 | 306 | 13.3 | 53 | 1 |

| Interceptions | No | Yds | Avg | Lg | TD |
|---------------|----------|----------|----------|----------|----------|
| Total | 0 | 0 | - | - | 0 |

Leading Tacklers (Coaching Totals)

W. Woodyard 11-7-4; A. Williamson 6-4-2; K. Byard 6-3-3

Sacks: W. Woodyard 1 **FF:** A. Williamson 1 **FR:** W. Woodyard 1

TITANS-BROWNS: GAME SUMMARY



Titans 12, Browns 9
Week 7 • Sunday, Oct. 22, 2017 • 1:00 p.m. ET • FirstEnergy Stadium



GAME RECAP

In Week 7 of the 2017 season, Tennessee traveled to Cleveland to take on the Browns and won in overtime by a score of 12-9.

On the Titans opening drive, the first snap was an 18-yard completion from QB Marcus Mariota to WR Rishard Matthews. Tennessee moved the ball efficiently, but was forced to settle for a 43-yard field goal by K Ryan Succop to take an early 3-0 lead. The Titan defense forced Cleveland to go three-and-out on its first two possessions.

In the second quarter, Mariota threw a 12-yard pass to TE Delanie Walker who caught the ball and was initially ruled down by contact. Cleveland challenged the call and the ruling on the field was reversed as Walker was charged with a fumble, recovered by Cleveland. The Browns took possession at the Tennessee 40-yard line but the Titans defense was able to hold the Browns to a 31-yard field goal to tie the game, 3-3.

On Tennessee's second scoring drive, Mariota scrambled for eight yards on a third-and-seven and RB DeMarco Murray carried for 16 yards for back-to-back first downs. The Titans were held to another field goal as Tennessee took a 6-3 lead. With 30 seconds remaining in the first half and Cleveland driving the ball down the field, S Kevin Byard intercepted Browns QB DeShone Kizer to give Tennessee possession and preserve a lead heading into halftime.

During the Browns' third quarter opening drive, Byard picked off Kizer again for his second interception of the day. However, Tennessee was unable to capitalize on the turnover as an unsuccessful fourth-and-goal attempt left the score unchanged. Kizer was benched in the third quarter in favor of Browns QB Cody Kessler, who led Cleveland on a scoring drive that culminated in a 47-yard field goal to tie the game, 6-6.

Tennessee responded with a fourth-quarter, 46-yard field goal to retake a 9-6 lead. Byard recorded an interception hat trick as he picked off Kessler for 23 yards, marking the first time a Titan tallied three picks in one game since 2007. With 51 seconds left in regulation, Kessler led the Browns on a field goal scoring drive to tie the game at 9-9 and send the contest into overtime. After three consecutive three-and-outs, two by Cleveland and one by Tennessee, Mariota was able to engineer a seven-play, 20-yard scoring drive as Succop nailed his fourth field goal of the day to seal a 12-9 Titans victory.

SCORING

| | 1 | 2 | 3 | 4 | OT | Final |
|-----------|---|---|---|---|----|-------|
| Tennessee | 3 | 3 | 0 | 3 | 3 | 12 |
| Cleveland | 0 | 3 | 3 | 3 | 0 | 9 |

| TEAM | SCORING PLAY | TIME |
|--------|------------------------------|---------|
| Titans | R.Succop 43 yd. Field Goal | 1-8:38 |
| Browns | Z.Gonzalez 31 yd. Field Goal | 2-8:31 |
| Titans | R.Succop 23 yd. Field Goal | 2-1:37 |
| Browns | Z.Gonzalez 47 yd. Field Goal | 3-4:25 |
| Titans | R.Succop 46 yd. Field Goal | 4-14:50 |
| Browns | Z.Gonzalez 54 yd. Field Goal | 4-0:47 |
| Titans | R.Succop 47 yd. Field Goal | 5-1:55 |

Missed FGs: R. Succop 53WL

Attendance: 59,061

Time of Game: 3:14

Weather: Sunny, 74° F, wind S 12 mph

Referee: Terry McAulay



TEAM STATISTICS

| | Titans | Browns |
|----------------------------|----------|----------|
| TOTAL FIRST DOWNS | 16 | 19 |
| THIRD DOWN EFFICIENCY | 5-17-29% | 3-13-23% |
| FOURTH DOWN EFFICIENCY | 0-1-0% | 1-2-50% |
| TOTAL NET YARDS | 269 | 284 |
| Plays - Avg. | 68-4.0 | 67-4.2 |
| NET YARDS RUSHING | 80 | 66 |
| Rushes - Avg. | 32-2.5 | 26-2.5 |
| NET YARDS PASSING | 189 | 218 |
| Sacks - Yards Lost | 2-14 | 2-17 |
| PASS ATT-COMP-INT | 34-21-0 | 39-22-3 |
| PUNTS - Avg. | 4-52.0 | 4-44.5 |
| PUNT RETURNS - Yards | 3-20 | 3-13 |
| KICKOFF RETURNS - Yards | 0-0 | 1-30 |
| Interceptions - Yards | 3-60 | 0-0 |
| PENALTIES Number and Yards | 5-35 | 12-81 |
| FUMBLES - Lost | 1-1 | 0-0 |
| TOUCHDOWNS | 0 | 0 |
| EXTRA POINTS Made-Attempts | 0-0 | 0-0 |
| FIELD GOALS Made-Attempts | 4-5 | 3-3 |
| RED ZONE EFFICIENCY | 0-2-0% | 0-1-0% |
| GOAL TO GO EFFICIENCY | 0-2-0% | 0-0-0% |
| SAFETIES | 0 | 0 |
| GIVEAWAYS | 1 | 3 |
| TAKEAWAYS | 3 | 1 |
| TIME OF POSSESSION | 35:23 | 32:42 |

TITANS STARTERS

| OFFENSE | | | DEFENSE | | |
|---------|------------|--------|--------------|-------|-----------|
| WR 18 | R.Matthews | DE 90 | D.Jones | WR 18 | K.Britt |
| TE 82 | D.Walker | NT 96 | S.Williams | LT 73 | J.Thomas |
| LT 77 | T.Lewan | DT 99 | J.Casey | LG 75 | J.Bitonio |
| LG 67 | Q.Spain | OLB 91 | D.Morgan | C 64 | J.Tretter |
| C 60 | B.Jones | ILB 59 | W.Woodyard | RG 70 | K.Zeitler |
| RG 64 | J.Kline | ILB 54 | A.Williamson | RT 72 | S.Coleman |
| RT 78 | J.Conklin | OLB 98 | B.Orakpo | TE 86 | R.Telfer |
| WR 87 | E.Decker | CB 25 | A.Jackson | WR 80 | R.Louis |
| QB 8 | M.Mariota | SS 21 | D.Searcy | QB 7 | D.Kizer |
| TE 81 | J.Smith | FS 31 | K.Byard | RB 34 | I.Crowell |
| RB 29 | D.Murray | CB 26 | L.Ryan | FB 40 | D.Vitale |

BROWNS STARTERS

| OFFENSE | | | DEFENSE | | |
|---------|-----------|---------|-----------------|-------|-----------|
| WR 18 | K.Britt | DE 95 | M.Garrett | WR 18 | K.Britt |
| LT 73 | J.Thomas | DT 93 | T.Coley | LT 73 | J.Thomas |
| LG 75 | J.Bitonio | DT 55 | D.Shelton | LG 75 | J.Bitonio |
| C 64 | J.Tretter | DE 90 | E.Ogbah | C 64 | J.Tretter |
| RG 70 | K.Zeitler | WILL 58 | C.Kirksey | RG 70 | K.Zeitler |
| RT 72 | S.Coleman | MIKE 53 | J.Schobert | RT 72 | S.Coleman |
| TE 86 | R.Telfer | SAM 51 | J.Collins | TE 86 | R.Telfer |
| WR 80 | R.Louis | CB 20 | B.Boddy-Calhoun | WR 80 | R.Louis |
| QB 7 | D.Kizer | CB 21 | J.Taylor | QB 7 | D.Kizer |
| RB 34 | I.Crowell | S 24 | I.Campbell | RB 34 | I.Crowell |
| FB 40 | D.Vitale | S 26 | D.Kindred | FB 40 | D.Vitale |

TITANS INDIVIDUAL STATISTICS

| Rushing | Att | Yds | Avg | Lg | TD |
|--------------|-----------|-----------|------------|-----------|----------|
| D.Murray | 18 | 59 | 3.3 | 16 | 0 |
| D.Henry | 13 | 13 | 1.0 | 9 | 0 |
| M.Mariota | 1 | 8 | 8.0 | 8 | 0 |
| Total | 32 | 80 | 2.5 | 16 | 0 |

| Passing | Att | Cmp | Yds | TD | Lg | IN | Rt |
|--------------|-----------|-----------|------------|----------|-----------|----------|-------------|
| M. Mariota | 34 | 21 | 203 | 0 | 23 | 0 | 78.4 |
| Total | 34 | 21 | 203 | 0 | 23 | 0 | 78.4 |

| Receiving | No | Yds | Avg | Lg | TD |
|--------------|-----------|------------|------------|-----------|----------|
| D.Walker | 7 | 63 | 9.0 | 16 | 0 |
| T.Taylor | 3 | 45 | 15.0 | 23 | 0 |
| R.Matthews | 3 | 40 | 13.3 | 18 | 0 |
| D.Murray | 3 | 17 | 5.7 | 9 | 0 |
| J.Smith | 2 | 22 | 11.0 | 14 | 0 |
| D.Henry | 2 | 11 | 5.5 | 8 | 0 |
| E.Weems | 1 | 5 | 5.0 | 5 | 0 |
| Total | 21 | 203 | 9.7 | 23 | 0 |

| Interceptions | No | Yds | Avg | Lg | TD |
|---------------|----------|-----------|-------------|-----------|----------|
| K. Byard | 3 | 60 | 20.0 | 28 | 0 |
| Total | 3 | 60 | 20.0 | 28 | 0 |

Leading Tacklers (Coaching Totals)

A. Williamson 15-9-6; W. Woodyard 12-10-2; D. Jones 6-5-1

Sacks: D. Morgan 1.5; B. Orakpo 0.5 **FF:** None
FR: None

BROWNS INDIVIDUAL STATISTICS

| Rushing | Att | Yds | Avg | Lg | TD |
|--------------|-----------|-----------|------------|-----------|----------|
| I. Crowell | 17 | 35 | 2.1 | 7 | 0 |
| D. Johnson | 7 | 26 | 3.7 | 10 | 0 |
| B. Treggs | 1 | 6 | 6.0 | 6 | 0 |
| C. Kessler | 1 | -1 | -1.0 | -1 | 0 |
| Total | 26 | 66 | 2.5 | 10 | 0 |

| Passing | Att | Cmp | Yds | TD | Lg | IN | Rt |
|--------------|-----------|-----------|------------|----------|-----------|----------|-------------|
| D. Kizer | 20 | 12 | 114 | 0 | 19 | 2 | 36.2 |
| C. Kessler | 19 | 10 | 121 | 0 | 31 | 1 | 50.5 |
| Total | 39 | 22 | 235 | 0 | 31 | 3 | 42.1 |

| Receiving | No | Yds | Avg | Lg | TD |
|--------------|-----------|------------|-------------|-----------|----------|
| D.Johnson | 6 | 45 | 7.5 | 14 | 0 |
| I.Crowell | 4 | 36 | 9.0 | 15 | 0 |
| R.Louis | 3 | 21 | 7.0 | 12 | 0 |
| D.Njoku | 2 | 58 | 29.0 | 31 | 0 |
| S.DeValve | 2 | 27 | 13.5 | 17 | 0 |
| K.Britt | 2 | 7 | 3.5 | 5 | 0 |
| B.Treggs | 1 | 19 | 19.0 | 19 | 0 |
| R.Higgins | 1 | 11 | 11.0 | 11 | 0 |
| D.Vitale | 1 | 11 | 11.0 | 11 | 0 |
| Total | 22 | 235 | 10.7 | 31 | 0 |

| Interceptions | No | Yds | Avg | Lg | TD |
|---------------|----------|----------|----------|----------|----------|
| Total | 0 | 0 | - | - | 0 |

Leading Tacklers (Press Box Totals)

C. Kirksey 17-8-9; J. Schobert 9-5-4; D. Kindred 7-6-1

Sacks: J. Collins 1; M. Garrett 1 **FF:** C. Kirksey 1
FR: None

TITANS-RAVENS: GAME SUMMARY



Titans 23, Ravens 20

Week 9 • Sunday, Nov. 5, 2017 • 12:00 p.m. CT • Nissan Stadium



GAME RECAP

In Week 9 of the 2017 season, the Titans hosted the Baltimore Ravens and won against the AFC North opponent by a score of 23-20. Coming off of a Week 8 bye, Tennessee's aim going forward was to improve on scoring in the first half of contests. On the Titans' opening drive, the first offensive play was a 29-yard completion from QB **Marcus Mariota** to WR **Rishard Matthews**. Tennessee's third play of the game saw CB **Adoree' Jackson** enter on offense and take a carry for a 20-yard gain, but ultimately the Titans settled for a 48-yard field goal by K **Ryan Succop** to take an early 3-0 lead.

On Baltimore's opening drive, the Titans' defense forced the Ravens to go three-and-out. However, on fourth down Baltimore dialed up a trick play as Ravens P **Sam Koch** faked a punt and threw a 16-yard pass to Ravens WR **Chris Moore** for a first down. The Tennessee defense, led by DT **Jurrell Casey**'s back-to-back tackles for loss, held Baltimore to a 30-yard field goal to tie the game, 3-3. Also in the first quarter, S **Kevin Byard** picked off Ravens QB **Joe Flacco** for his first interception of the day. Mariota hit Matthews for a 16-yard touchdown reception on the ensuing drive as the Titans took a 10-3 lead.

Ravens K **Justin Tucker** tacked on another field goal in the second quarter to cut Tennessee's lead to 10-6. On a Ravens punt in the second stanza, Baltimore was called for an illegal formation penalty. The Titans opted to replay the punt, and Koch botched the punt to give Tennessee possession at the Baltimore 26-yard line. The Titans capitalized as RB **Derrick Henry** rushed for a one-yard touchdown. However, Succop missed the extra point as Tennessee took a 16-6 lead to close out the first half.

Byard intercepted Flacco again in the third quarter to notch his second pick of the day and fifth in two games.

On the first play of the fourth quarter with Tennessee still up 16-6, Baltimore went for it on fourth down. LB **Wesley Woodyard** made the stop, halting Ravens RB **Javorius Allen** to give the Titans possession at their own 17-yard line. However, Tennessee turned the ball back over as Mariota was quickly intercepted by Ravens S **Eric Weddle**. Baltimore capitalized on the turnover as Flacco completed a three-yard touchdown pass to Allen, cutting the Titans lead to 16-10. Tennessee responded on the following drive as Mariota led the Titans on a 75-yard touchdown drive culminating in an 11-yard touchdown reception by WR **Eric Decker**. Decker's score extended the fourth quarter lead to 23-13. Mirroring the Titans, Flacco led the Ravens on a 75-yard touchdown drive that was capped off by a one-yard touchdown pass to Ravens WR **Mike Wallace**. Ultimately, the Ravens couldn't engineer a comeback as Tennessee won the contest by a final score of 23-20.

SCORING

| | 1 | 2 | 3 | 4 | OT | Final |
|-----------|----|---|---|----|----|-------|
| Baltimore | 3 | 3 | 0 | 14 | 0 | 20 |
| Tennessee | 10 | 6 | 0 | 7 | 0 | 23 |

TEAM SCORING PLAY

| TEAM | SCORING PLAY | TIME |
|--------|---|---------|
| Titans | R.Succop 48 yd. Field Goal | 1-10:58 |
| Ravens | J.Tucker 30 yd. Field Goal | 1-5:59 |
| Titans | R.Matthews 16 yd. pass from M.Mariota (R.Succop kick) | 1-1:04 |
| Ravens | J.Tucker 49 yd. Field Goal | 2-9:56 |
| Titans | D.Henry 1 yd. run (kick failed, wr) | 2-2:24 |
| Ravens | J.Allen 3 yd. pass from J.Flacco (J.Tucker kick) | 4-8:56 |
| Titans | E.Decker 11 yd. pass from M.Mariota (R.Succop kick) | 4-3:58 |
| Ravens | M.Wallace 1 yd. pass from J.Flacco (J.Tucker kick) | 4-0:46 |

Missed FGs: None

Attendance: 67,322

Time of Game: 3:07

Weather: Cloudy, 75° F, wind WSW 10 mph

Referee: John Hussey



TEAM STATISTICS

| | Ravens | Titans |
|----------------------------|----------|----------|
| TOTAL FIRST DOWNS | 24 | 14 |
| THIRD DOWN EFFICIENCY | 6-16-38% | 3-11-27% |
| FOURTH DOWN EFFICIENCY | 3-4-75% | 0-0-0% |
| TOTAL NET YARDS | 341 | 257 |
| Plays - Avg. | 77-4.4 | 52-4.9 |
| NET YARDS RUSHING | 73 | 71 |
| Rushes - Avg. | 22-3.3 | 21-3.4 |
| NET YARDS PASSING | 268 | 186 |
| Sacks - Yards Lost | 2-9 | 3-32 |
| PASS ATT-COMP-INT | 53-35-2 | 28-19-1 |
| PUNTS - Avg. | 4-45.0 | 5-51.2 |
| PUNT RETURNS - Yards | 2-22 | 2-22 |
| KICKOFF RETURNS - Yards | 1-22 | 1-4 |
| Interceptions - Yards | 1-22 | 2-33 |
| PENALTIES Number and Yards | 6-39 | 3-39 |
| FUMBLES - Lost | 1-0 | 0-0 |
| TOUCHDOWNS | 2 | 3 |
| EXTRA POINTS Made-Attempts | 2-2 | 2-3 |
| FIELD GOALS Made-Attempts | 2-2 | 1-1 |
| RED ZONE EFFICIENCY | 2-4-50% | 3-3-100% |
| GOAL TO GO EFFICIENCY | 1-1-100% | 1-1-100% |
| SAFETIES | 0 | 0 |
| GIVEAWAYS | 2 | 1 |
| TAKEAWAYS | 1 | 2 |
| TIME OF POSSESSION | 32:22 | 27:38 |

RAVENS STARTERS

| OFFENSE | DEFENSE |
|------------------|-------------------|
| TE 87 M.Williams | DT 98 B.Williams |
| WR 17 M.Wallace | NT 97 M.Pierce |
| WR 18 J.Maclin | DE 94 C.Davis |
| LT 79 R.Stanley | RUSH55 T.Suggs |
| LG 74 J.Hurst | MLB 57 C.Mosley |
| C 66 R.Jensen | WLB 48 P.Onwuasor |
| RG 68 M.Skura | SLB 99 M.Judon |
| RT 77 A.Howard | LCB 24 B.Carr |
| TE 82 B.Watson | SS 23 T.Jefferson |
| QB 5 J.Flacco | FS 32 E.Weddle |
| RB 34 A.Collins | RCB 22 J.Smith |

TITANS STARTERS

| OFFENSE | DEFENSE |
|------------------|---------------------|
| WR 18 R.Matthews | DE 90 D.Jones |
| TE 89 P.Supernaw | NT 96 S.Williams |
| LT 77 T.Lewan | DT 99 J.Casey |
| LG 62 B.Schwenke | OLB 91 D.Morgan |
| C 60 B.Jones | ILB 59 W.Woodyard |
| RG 64 J.Kline | ILB 54 A.Williamson |
| RT 78 J.Conklin | OLB 98 B.Orakpo |
| WR 84 C.Davis | CB 25 A.Jackson |
| QB 8 M.Mariota | SS 37 J.Cyprien |
| TE 81 J.Smith | FS 31 K.Byard |
| RB 29 D.Murray | CB 26 L.Ryan |

RAVENS INDIVIDUAL STATISTICS

| Rushing | Att | Yds | Avg | Lg | TD |
|--------------|-----------|-----------|------------|-----------|----------|
| A. Collins | 13 | 43 | 3.3 | 14 | 0 |
| J. Allen | 7 | 21 | 3.0 | 7 | 0 |
| J. Flacco | 1 | 7 | 7.0 | 7 | 0 |
| B. Rainey | 1 | 2 | 2.0 | 2 | 0 |
| Total | 22 | 73 | 3.3 | 14 | 0 |

| Passing | Att | Cmp | Yds | TD | Lg | IN | Rt |
|--------------|-----------|-----------|------------|----------|-----------|----------|-------------|
| J. Flacco | 52 | 34 | 261 | 2 | 19 | 2 | 74.3 |
| S. Koch | 1 | 1 | 16 | 0 | 16 | 0 | 118.8 |
| Total | 53 | 35 | 277 | 2 | 19 | 2 | 75.7 |

| Receiving | No | Yds | Avg | Lg | TD |
|--------------|-----------|------------|------------|-----------|----------|
| J.Maclin | 8 | 98 | 12.3 | 19 | 0 |
| J.Allen | 7 | 44 | 6.3 | 10 | 1 |
| B.Watson | 7 | 41 | 5.9 | 16 | 0 |
| M.Wallace | 4 | 19 | 4.8 | 8 | 1 |
| M.Williams | 3 | 29 | 9.7 | 17 | 0 |
| B.Perriman | 3 | 28 | 9.3 | 14 | 0 |
| C.Moore | 1 | 16 | 16.0 | 16 | 0 |
| A.Collins | 1 | 3 | 3.0 | 3 | 0 |
| B.Rainey | 1 | -1 | -1.0 | -1 | 0 |
| Total | 35 | 277 | 7.9 | 19 | 2 |

| Interceptions | No | Yds | Avg | Lg | TD |
|---------------|----------|-----------|-------------|-----------|----------|
| E. Weddle | 1 | 22 | 22.0 | 22 | 0 |
| Total | 1 | 22 | 22.0 | 22 | 0 |

Leading Tacklers (Press Box Totals)

C. Mosley 8-6-2; P. Onwuasor 6-2-4; M. Judon 5-4-1

Sacks: M. Judon 1; T. Suggs 1; C. Mosley 0.5; C. Davis 0.5 FF: None FR: None

TITANS INDIVIDUAL STATISTICS

| Rushing | Att | Yds | Avg | Lg | TD |
|--------------|-----------|-----------|------------|-----------|----------|
| D. Henry | 8 | 26 | 3.3 | 10 | 1 |
| A. Jackson | 1 | 20 | 20.0 | 20 | 0 |
| D. Murray | 9 | 19 | 2.1 | 7 | 0 |
| M. Mariota | 3 | 6 | 2.0 | 7 | 0 |
| Total | 21 | 71 | 3.4 | 20 | 1 |

| Passing | Att | Cmp | Yds | TD | Lg | IN | Rt |
|--------------|-----------|-----------|------------|----------|-----------|----------|---------------|
| M. Mariota | 28 | 19 | 218 | 2 | 29 | 1 | 1100.0 |
| Total | 28 | 19 | 218 | 2 | 29 | 1 | 1100.0 |

| Receiving | No | Yds | Avg | Lg | TD |
|--------------|-----------|------------|-------------|-----------|----------|
| D. Walker | 5 | 71 | 14.2 | 25 | 0 |
| R.Matthews | 4 | 70 | 17.5 | 29 | 1 |
| E.Decker | 3 | 21 | 7.0 | 11 | 1 |
| C.Davis | 2 | 28 | 14.0 | 23 | 0 |
| D.Murray | 2 | 22 | 11.0 | 17 | 0 |
| D.Henry | 2 | 10 | 5.0 | 6 | 0 |
| T.Taylor | 1 | -4 | -4.0 | -4 | 0 |
| Total | 19 | 218 | 11.5 | 29 | 2 |

| Interceptions | No | Yds | Avg | Lg | TD |
|---------------|----------|-----------|-------------|-----------|----------|
| K. Byard | 2 | 33 | 16.5 | 33 | 0 |
| Total | 2 | 33 | 16.5 | 33 | 0 |

Leading Tacklers (Coaching Totals)

W. Woodyard 20-13-7; L. Ryan 7-5-2; A. Williamson 7-1-6

Sacks: J. Casey 1; K. Klug 0.5; D. Morgan 0.5 FF: None FR: None

TITANS-BENGALS: GAME SUMMARY



Titans 24, Bengals 20

Week 10 • Sunday, Nov. 12, 2017 • 12:00 p.m. CT • Nissan Stadium



GAME RECAP

In Week 10 of the 2017 season, the Titans had their second consecutive home game as they hosted the Cincinnati Bengals and won by a score of 24-20. After forcing the Bengals to go three-and-out on Cincinnati's opening drive, Tennessee took control of the scoreboard early with a 10-play, 84-yard scoring drive. RB **DeMarco Murray** rushed in his first touchdown of the day, a two-yarder to put the Titans up 7-0 early.

On the following drive, Cincinnati responded as Bengals QB **Andy Dalton** led his team on an eight-play, 75-yard scoring drive that resulted in Dalton passing a 37-yard touchdown to Bengals WR **Brandon LaFell**. However, Bengals K **Randy Bullock** missed the extra point attempt as Tennessee maintained a 7-6 lead.

In the second quarter, the Titans drove their way down the field into Bengals territory. Tennessee was forced to try for a field goal, but K **Ryan Succop** missed the 48-yard attempt as his NFL record consecutive field goals made inside the 50 came to an end at 56. On the Bengals following possession, OLB **Brian Orakpo** strip-sacked Dalton and OLB **Derrick Morgan** recovered the ball to give possession back to the Titans at the Cincinnati 27-yard line. The Titans capitalized by handing the ball off to Murray for his second rushing touchdown of the day, a one-yard score and a 14-6 lead.

With the Bengals driving in the second quarter, Dalton fumbled at the Tennessee 10-yard line and Morgan recovered his second fumble of the day. However, on the next play QB **Marcus Mariota** threw a 20-yard interception to Bengals CB **Darqueze Dennard**. Cincinnati capitalized on the turnover, as Bengals RB **Joe Mixon** scored on a four-yard touchdown rush to even the score at 14-14.

With five seconds remaining on the clock in the first half, Mariota completed a nine-yard pass to WR **Eric Decker** who immediately called a time out as the Titans entered field goal range. With two seconds remaining, the Titans were able to bring the field goal unit on and convert a 44-yard attempt to close out the first half on top, 17-13.

In the fourth quarter, Tennessee lost the lead it had maintained so far through the second half, as Dalton completed a 70-yard touchdown pass to Bengals WR **A.J. Green**

for a 20-17 lead. Needing to respond quickly, Mariota led the Titans on a 12 play, 73-yard drive that resulted in a seven-yard pass to Murray on third-and-seven. Tennessee converted the extra point attempt and sealed a 24-20 home victory.

SCORING

| | 1 | 2 | 3 | 4 | Final |
|------------|---|----|---|---|-------|
| Cincinnati | 6 | 7 | 0 | 7 | 20 |
| Tennessee | 7 | 10 | 0 | 7 | 24 |

| TEAM | SCORING PLAY | TIME |
|---------|--|--------|
| Titans | D.Murray 2 yd. run (R.Succop kick) | 1-7:56 |
| Bengals | B.LaFell 37 yd. pass from A.Dalton (kick failed, wl) | 1-4:44 |
| Titans | D.Murray 1 yd. run (R.Succop kick) | 2-5:08 |
| Bengals | J.Mixon 3 yd. run (R.Bullock kick) | 2-1:42 |
| Titans | R.Succop 44 yd. Field Goal | 2-0:00 |
| Bengals | A.Green 70 yd. pass from A.Dalton (R.Bullock kick) | 4-5:03 |
| Titans | D.Murray 7 yd. pass from M.Mariota (R.Succop kick) | 4-0:36 |

Missed FGs: Succop, 48WR

Attendance: 67,432

Time of Game: 3:17

Weather: Cloudy, 53° F, wind SSW 4 mph

Referee: Jeff Triplette



TEAM STATISTICS

| | Bengals | Titans |
|----------------------------|----------|----------|
| TOTAL FIRST DOWNS | 15 | 27 |
| THIRD DOWN EFFICIENCY | 1-10-10% | 7-15-47% |
| FOURTH DOWN EFFICIENCY | 1-1-100% | 0-0-0% |
| TOTAL NET YARDS | 308 | 416 |
| Plays - Avg. | 50-6.2 | 84-5.0 |
| NET YARDS RUSHING | 53 | 180 |
| Rushes - Avg. | 14-3.8 | 36-5.0 |
| NET YARDS PASSING | 255 | 236 |
| Sacks - Yards Lost | 1-10 | 4-28 |
| PASS ATT-COMP-INT | 35-20-0 | 44-25-1 |
| PUNTS - Avg. | 7-50.1 | 6-56.5 |
| PUNT RETURNS - Yards | 4-46 | 3-17 |
| KICKOFF RETURNS - Yards | 1-26 | 3-71 |
| Interceptions - Yards | 1-20 | 0-0 |
| PENALTIES Number and Yards | 12-84 | 5-55 |
| FUMBLES - Lost | 2-2 | 1-1 |
| TOUCHDOWNS | 3 | 3 |
| EXTRA POINTS Made-Attempts | 2-3 | 3-3 |
| FIELD GOALS Made-Attempts | 0-0 | 1-2 |
| RED ZONE EFFICIENCY | 1-2-50% | 3-3-100% |
| GOAL TO GO EFFICIENCY | 1-2-50% | 2-2-100% |
| SAFETIES | 0 | 0 |
| GIVEAWAYS | 2 | 2 |
| TAKEAWAYS | 2 | 2 |
| TIME OF POSSESSION | 19:51 | 40:09 |

BENGALS STARTERS

| OFFENSE | | | DEFENSE | | |
|---------|-----------|--------|---------------|--|--|
| WR 18 | A.Green | LDE 96 | C.Dunlap | | |
| LOT 70 | C.Ogbuehi | NT 99 | A.Billings | | |
| LG 65 | C.Boling | DT 97 | G.Atkins | | |
| C 61 | R.Bodine | RDE 90 | M.Johnson | | |
| RG 66 | T.Hopkins | SLB 59 | N.Vigil | | |
| ROT 71 | A.Smith | MLB 55 | V.Burfict | | |
| TE 81 | T.Kroft | WLB 57 | V.Rey | | |
| WR 80 | J.Malone | LCB 27 | D.Kirkpatrick | | |
| WR 11 | B.LaFell | RCB 24 | A.Jones | | |
| QB 14 | A.Dalton | SS 42 | C.Fejedelem | | |
| HB 28 | J.Mixon | FS 43 | G.Iloka | | |

TITANS STARTERS

| OFFENSE | | | DEFENSE | | |
|---------|------------|--------|--------------|--|--|
| WR 18 | R.Matthews | DE 90 | D.Jones | | |
| TE 82 | D.Walker | DT 99 | J.Casey | | |
| LT 77 | T.Lewan | OLB 91 | D.Morgan | | |
| LG 62 | B.Schwenke | ILB 59 | W.Woodyard | | |
| C 60 | B.Jones | ILB 54 | A.Williamson | | |
| RG 64 | J.Kline | OLB 98 | B.Orakpo | | |
| RT 78 | J.Conklin | CB 25 | A.Jackson | | |
| WR 84 | C.Davis | SS 37 | J.Cyprien | | |
| QB 8 | M.Mariota | FS 31 | K.Byard | | |
| TE 81 | J.Smith | CB 26 | L.Ryan | | |
| RB 29 | D.Murray | CB 36 | L.Sims | | |

BENGALS INDIVIDUAL STATISTICS

| Rushing | Att | Yds | Avg | Lg | TD |
|--------------|-----------|-----------|------------|-----------|----------|
| J. Mixon | 9 | 37 | 4.1 | 13 | 1 |
| G. Bernard | 2 | 10 | 5.0 | 8 | 0 |
| A. Erickson | 2 | 6 | 3.0 | 7 | 0 |
| A. Dalton | 1 | 0 | 0.0 | 0 | 0 |
| Total | 14 | 53 | 3.8 | 13 | 1 |

| Passing | Att | Cmp | Yds | TD | Lg | IN | Rt |
|--------------|-----------|-----------|------------|----------|-----------|----------|--------------|
| A. Dalton | 35 | 20 | 265 | 2 | 70 | 0 | 100.3 |
| Total | 35 | 20 | 265 | 2 | 70 | 0 | 100.3 |

| Receiving | No | Yds | Avg | Lg | TD |
|--------------|-----------|------------|-------------|-----------|----------|
| B.LaFell | 6 | 95 | 15.8 | 37 | 1 |
| A.Green | 5 | 115 | 23.0 | 70 | 1 |
| G.Bernard | 5 | 38 | 7.6 | 15 | 0 |
| J.Malone | 1 | 6 | 6.0 | 6 | 0 |
| T.Kroft | 1 | 4 | 4.0 | 4 | 0 |
| A.Erickson | 1 | 4 | 4.0 | 4 | 0 |
| J.Mixon | 1 | 3 | 3.0 | 3 | 0 |
| Total | 20 | 265 | 13.3 | 70 | 2 |

| Interceptions | No | Yds | Avg | Lg | TD |
|---------------|----------|-----------|-------------|-----------|----------|
| D. Dennard | 1 | 20 | 20.0 | 20 | 0 |
| Total | 1 | 20 | 20.0 | 20 | 0 |

Leading Tacklers (Press Box Totals)

N. Vigil 8-3-5; J. Shaw 7-7-0; G. Iloka 7-3-4

Sacks: G. Atkins 1; C. Smith 1; W. Jackson 1; C. Lawson 1 **FF:** D. Kirkpatrick 1 **FR:** None

TITANS INDIVIDUAL STATISTICS

| Rushing | Att | Yds | Avg | Lg | TD |
|--------------|-----------|------------|------------|-----------|----------|
| D. Henry | 11 | 52 | 4.7 | 23 | 0 |
| M. Mariota | 6 | 51 | 8.5 | 28 | 0 |
| D. Murray | 14 | 42 | 3.0 | 9 | 2 |
| A. Jackson | 3 | 30 | 10.0 | 20 | 0 |
| T. Taylor | 1 | 4 | 4.0 | 4 | 0 |
| J. Fowler | 1 | 1 | 1.0 | 1 | 0 |
| Total | 36 | 180 | 5.0 | 28 | 2 |

| Passing | Att | Cmp | Yds | TD | Lg | IN | Rt |
|--------------|-----------|-----------|------------|----------|-----------|----------|-------------|
| M. Mariota | 44 | 25 | 264 | 1 | 20 | 1 | 72.5 |
| Total | 44 | 25 | 264 | 1 | 20 | 1 | 72.5 |

| Receiving | No | Yds | Avg | Lg | TD |
|--------------|-----------|------------|-------------|-----------|----------|
| D.Walker | 6 | 63 | 10.5 | 20 | 0 |
| R.Matthews | 5 | 50 | 10.0 | 20 | 0 |
| C.Davis | 4 | 48 | 12.0 | 19 | 0 |
| D.Murray | 4 | 30 | 7.5 | 9 | 1 |
| T.Taylor | 2 | 34 | 17.0 | 20 | 0 |
| J.Smith | 2 | 20 | 10.0 | 12 | 0 |
| E.Decker | 2 | 19 | 9.5 | 10 | 0 |
| Total | 25 | 264 | 10.6 | 20 | 1 |

| Interceptions | No | Yds | Avg | Lg | TD |
|---------------|----------|----------|----------|----------|----------|
| Total | 0 | 0 | - | - | 0 |

Leading Tacklers (Coaching Totals)

W. Woodyard 9-5-4; J. Brown 6-4-2; L. Ryan 5-4-1; K. Byard 5-3-2

Sacks: B. Orakpo 1 **FF:** B. Orakpo 1 **FR:** D. Morgan 2

TITANS-STEELERS: GAME SUMMARY



Titans 17, Steelers 40

Week 11 • Thursday, Nov. 16, 2017 • 8:25 p.m. ET • Heinz Field



GAME RECAP

In Week 11 of the 2017 season, the Titans traveled to Pittsburgh to face the Steelers in a primetime Thursday Night Football showdown and lost by a score of 40-17.

The Pittsburgh offense took a quick 7-0 lead as Steelers QB **Ben Roethlisberger** led his team on a 75-yard scoring drive capped off by a 41-yard touchdown pass to Steelers WR **Antonio Brown**. Tennessee took the field for its first offensive possession, but on the third play of the drive QB **Marcus Mariota** threw a 26-yard interception to Steelers CB **Mike Hilton**. Pittsburgh capitalized on the Titans turnover and tacked on a 41-yard field goal to increase their lead, 10-0. The Tennessee offense took the field again, and with the help of third down conversion receptions by WRs **Rishard Matthews** and **Corey Davis**, Mariota was able to find the endzone as he rushed in a seven-yard touchdown to cut Pittsburgh's lead to 10-7.

In the second quarter, Tennessee drove down the field into Pittsburgh territory but was forced to settle for a field goal attempt. However, K **Ryan Succop's** kick was blocked by Steelers LB **T.J. Watt**. As Mariota threw his second interception, Pittsburgh was able to tack on two more field goals in the second quarter on back-to-back possessions to end the first half up, 16-7.

On the first play of the third quarter, Mariota hit Matthews for a 75-yard touchdown to cut Pittsburgh's lead to 16-14. The Steelers responded as Roethlisberger connected with Brown for the second time on a five-yard touchdown pass to get ahead, 23-14. On the Titans' following possession, TE **Delanie Walker** helped get Tennessee in Pittsburgh territory with a 42-yard reception on second-and-five. Succop converted a 44-yard field goal as the Titans inched closer to Pittsburgh, 23-17.

On the first play of the fourth quarter, Roethlisberger capped a 12-play, 75-yard scoring drive with a one-yard touchdown pass to Steelers TE **Jesse James**. After a Titans punt, the Pittsburgh offense took the field again and Roethlisberger quickly connected with Brown for the third time in the contest, for a 10-yard touchdown reception as the Steelers increased the lead to 37-17. On the following Tennessee possession, Mariota

threw his third interception of the day as Steelers S **Robert Golden** picked the ball. The opportunistic Steelers capitalized on another Titans mistake and added another field goal to go up, 40-17. Tennessee was unable to engineer a comeback and fell to the Steelers in Pittsburgh by a final score of 40-17.

SCORING

| | 1 | 2 | 3 | 4 | Final |
|------------|----|---|----|----|-------|
| Tennessee | 7 | 0 | 10 | 0 | 17 |
| Pittsburgh | 10 | 6 | 7 | 17 | 40 |

| TEAM | SCORING PLAY | TIME |
|----------|--|---------|
| Steelers | A.Brown 41 yd. pass from B.Roethlisberger (C.Boswell kick) | 1-12:25 |
| Steelers | C.Boswell 41 yd. Field Goal | 1-9:41 |
| Titans | M.Mariota 7 yd. run (R.Succop kick) | 1-3:05 |
| Steelers | C.Boswell 28 yd. Field Goal | 2-1:37 |
| Steelers | C.Boswell 50 yd. Field Goal | 2-0:18 |
| Titans | R.Matthews 75 yd. pass from M.Mariota (R.Succop kick) | 3-14:49 |
| Steelers | A.Brown 5 yd. pass from B.Roethlisberger (C.Boswell kick) | 3-10:01 |
| Titans | R.Succop 44 yd. Field Goal | 3-5:34 |
| Steelers | J.James 1 yd. pass from B.Roethlisberger (C.Boswell kick) | 4-14:56 |
| Steelers | A.Brown 10 yd. pass from B.Roethlisberger (C.Boswell kick) | 4-12:12 |
| Steelers | C.Boswell 26 yd. Field Goal | 4-5:21 |

Missed FGs: Succop, 48B

Attendance: 60,703

Time of Game: 3:17

Weather: Cloudy, 40° F, wind W 11-17 mph

Referee: Ronald Torbert



TEAM STATISTICS

| | Titans | Steelers |
|----------------------------|----------|----------|
| TOTAL FIRST DOWNS | 17 | 25 |
| THIRD DOWN EFFICIENCY | 5-13-38% | 4-12-33% |
| FOURTH DOWN EFFICIENCY | 1-2-50% | 0-1-0% |
| TOTAL NET YARDS | 316 | 349 |
| Plays - Avg. | 60-5.3 | 69-5.1 |
| NET YARDS RUSHING | 52 | 65 |
| Rushes - Avg. | 21-2.5 | 21-3.1 |
| NET YARDS PASSING | 264 | 284 |
| Sacks - Yards Lost | 5-42 | 3-15 |
| PASS ATT-COMP-INT | 34-22-4 | 45-30-0 |
| PUNTS - Avg. | 3-47.3 | 3-50.7 |
| PUNT RETURNS - Yards | 1-10 | 2-23 |
| KICKOFF RETURNS - Yards | 5-103 | 1-21 |
| INTERCEPTIONS - Yards | 0-0 | 4-98 |
| PENALTIES Number and Yards | 9-65 | 7-61 |
| FUMBLES - Lost | 0-0 | 1-0 |
| TOUCHDOWNS | 2 | 4 |
| EXTRA POINTS Made-Attempts | 2-2 | 4-4 |
| FIELD GOALS Made-Attempts | 1-2 | 4-4 |
| RED ZONE EFFICIENCY | 1-2-50% | 3-7-43% |
| GOAL TO GO EFFICIENCY | 1-1-100% | 2-3-67% |
| SAFETIES | 0 | 0 |
| GIVEAWAYS | 4 | 0 |
| TAKEAWAYS | 0 | 4 |
| TIME OF POSSESSION | 28:20 | 31:40 |

TITANS STARTERS

| OFFENSE | | | DEFENSE | | |
|---------|------------|--------|--------------|--|--|
| WR 18 | R.Matthews | DE 90 | D.Jones | | |
| TE 82 | D.Walker | DT 99 | J.Casey | | |
| LT 77 | T.Lewan | OLB 91 | D.Morgan | | |
| LG 67 | Q.Spain | ILB 59 | W.Woodyard | | |
| C 60 | B.Jones | ILB 54 | A.Williamson | | |
| RG 64 | J.Kline | OLB 98 | B.Orakpo | | |
| RT 78 | J.Conklin | CB 25 | A.Jackson | | |
| WR 84 | C.Davis | SS 37 | J.Cyprien | | |
| QB 8 | M.Mariota | FS 31 | K.Byard | | |
| WR 13 | T.Taylor | CB 26 | L.Ryan | | |
| RB 29 | D.Murray | CB 36 | L.Sims | | |

STEELERS STARTERS

| OFFENSE | | | DEFENSE | | |
|---------|------------------|---------|--------------|--|--|
| WR 84 | A.Brown | LDE 97 | C.Heyward | | |
| LT 78 | A.Villanueva | DB 31 | M.Hilton | | |
| LG 73 | R.Foster | RDE 91 | S.Tuitt | | |
| C 53 | M.Pouncey | LOLB 48 | B.Dupree | | |
| RG 66 | D.DeCastro | LILB 50 | R.Shazier | | |
| RT 77 | M.Gilbert | RILB 98 | V.Williams | | |
| TE 81 | J.James | ROLB 90 | T.Watt | | |
| RB 26 | L.Bell | LCB 24 | C.Sensabaugh | | |
| WR 17 | E.Rogers | FS 20 | R.Golden | | |
| QB 7 | B.Roethlisberger | SS 28 | S.Davis | | |
| WR 19 | J.Smith-Schuster | RCB 25 | A.Burns | | |

TITANS INDIVIDUAL STATISTICS

| Rushing | Att | Yds | Avg | Lg | TD |
|--------------|-----------|-----------|------------|-----------|----------|
| D.Henry | 7 | 32 | 4.6 | 16 | 0 |
| D.Murray | 8 | 10 | 1.3 | 5 | 0 |
| M.Mariota | 5 | 5 | 1.0 | 7 | 1 |
| A.Jackson | 1 | 5 | 5.0 | 5 | 0 |
| Total | 21 | 52 | 2.5 | 16 | 1 |

| Passing | Att | Cmp | Yds | TD | Lg | IN | Rt |
|--------------|-----------|-----------|------------|----------|-----------|----------|-------------|
| M. Mariota | 33 | 22 | 306 | 1 | 75 | 4 | 66.8 |
| E. Decker | 1 | 0 | 0 | 0 | 0 | 0 | 39.6 |
| Total | 34 | 22 | 306 | 1 | 75 | 4 | 63.7 |

| Receiving | No | Yds | Avg | Lg | TD |
|--------------|-----------|------------|-------------|-----------|----------|
| D.Walker | 6 | 92 | 15.3 | 42 | 0 |
| R.Matthews | 5 | 113 | 22.6 | 75 | 1 |
| D.Murray | 5 | 37 | 7.4 | 13 | 0 |
| E.Decker | 3 | 37 | 12.3 | 24 | 0 |
| C.Davis | 3 | 27 | 9.0 | 15 | 0 |
| Total | 22 | 306 | 13.9 | 75 | 1 |

| Interceptions | No | Yds | Avg | Lg | TD |
|---------------|----------|----------|----------|----------|----------|
| Total | 0 | 0 | - | - | 0 |

Leading Tacklers (Coaching Totals)

A. Jackson 9-8-1; J. Cyprien 9-5-4; L. Ryan 7-5-2

Sacks: K. Klug 1; D. Morgan 1; E. Walden 1 **FF:**

A. Jackson 1 **FR:** None

STEELERS INDIVIDUAL STATISTICS

| Rushing | Att | Yds | Avg | Lg | TD |
|------------------|-----------|-----------|------------|-----------|----------|
| L.Bell | 12 | 46 | 3.8 | 7 | 0 |
| J.Conner | 5 | 12 | 2.4 | 5 | 0 |
| B.Roethlisberger | 1 | 10 | 10.0 | 10 | 0 |
| L.Jones | 3 | -3 | -1.0 | -1 | 0 |
| Total | 21 | 65 | 3.1 | 10 | 0 |

| Passing | Att | Cmp | Yds | TD | Lg | IN | Rt |
|-------------------|-----------|-----------|------------|----------|-----------|----------|--------------|
| B. Roethlisberger | 45 | 30 | 299 | 4 | 41 | 0 | 115.0 |
| Total | 45 | 30 | 299 | 4 | 41 | 0 | 115.0 |

| Receiving | No | Yds | Avg | Lg | TD |
|------------------|-----------|------------|-------------|-----------|----------|
| A.Brown | 10 | 144 | 14.4 | 41 | 3 |
| L.Bell | 9 | 57 | 6.3 | 14 | 0 |
| J.James | 5 | 21 | 4.2 | 11 | 1 |
| J.Smith-Schuster | 4 | 47 | 11.8 | 18 | 0 |
| M.Bryant | 2 | 30 | 15.0 | 20 | 0 |
| Total | 30 | 299 | 10.0 | 41 | 4 |

| Interceptions | No | Yds | Avg | Lg | TD |
|---------------|----------|-----------|-------------|-----------|----------|
| S. Davis | 1 | 41 | 41.0 | 41 | 0 |
| C. Sensabaugh | 1 | 32 | 32.0 | 32 | 0 |
| M. Hilton | 1 | 26 | 26.0 | 26 | 0 |
| R. Golden | 1 | -1 | -1.0 | -1 | 0 |
| Total | 4 | 98 | 24.5 | 41 | 0 |

Leading Tacklers (Press Box Totals)

R. Shazier 10-5-5; A. Burns 8-8-0; V. Williams 7-6-1

Sacks: C. Heyward 2; S. Tuitt 1; L. Walton 1; V.

Williams 1 **FF:** None **FR:** None

TITANS-COLTS: GAME SUMMARY



Titans 20, Colts 16

Week 12 • Sunday, Nov. 27, 2017 • 1:00 p.m. ET • Lucas Oil Stadium



GAME RECAP

In Week 12 of the 2017 season, the Titans traveled to Indianapolis and won their first game ever at Lucas Oil Stadium by a score of 20-16. The second victory of the season over the Colts marked the first series sweep of Indianapolis since 2002, the first year of the AFC South's existence.

In the first quarter, the Tennessee defense forced two three-and-out's on both of Indianapolis' possessions in this stanza. On the Titans' opening possession, QB Marcus Mariota marched the offense down the field with help from a 17-yard third-down conversion reception by WR Eric Decker that kept the chains moving. Tennessee got on the board early and went up 3-0 with a successful 29-yard field goal. On the Titans' second possession, Mariota hit TE Delanie Walker for a 37-yard gain to get into Colts territory. Tennessee was forced to settle for another field goal as K Ryan Succop converted a 43-yard attempt that gave the Titans an early 6-0 lead.

Indianapolis responded in the second quarter as Colts QB Jacoby Brissett led his team on a 14-play, 67-yard drive that culminated in a 26-yard field goal to cut the Titans' lead, 6-3. On the following possession, Mariota threw a pass deep right that was intercepted by Colts CB Rashaan Melvin. Indianapolis capitalized on the turnover as Colts K Adam Vinatieri nailed a 28-yard field goal to knot the score, 6-6. Again on the following possession, Mariota threw a pass deep left that was intercepted by Colts CB Nate Hairston and returned for 10 yards. Indianapolis capitalized on another Titans' turnover, as Colts RB Frank Gore ran in a 14-yard touchdown to give Indianapolis a 13-6 lead heading into the half.

On the Colts first possession of the second half, Indianapolis drove down into the red zone. However, on third-and-three at the Tennessee 15-yard line, OLB Brian Orakpo posted the seventh Tennessee sack of the day for a loss of nine yards to force Indianapolis to settle for a 42-yard field goal. The Colts increased their lead, 16-6. On the following Indianapolis possession, Brissett handed the ball off to Colts RB Marlon Mack who fumbled the ball. S Kevin Byard recovered it and gave Tennessee possession at the Indianapolis

four-yard line. Mariota promptly hit Walker for a two-yard touchdown as Tennessee cut the Colts' lead, 16-13.

In the fourth quarter, Mariota orchestrated a nine-play, 77-yard drive, which saw RB Derrick Henry make three first downs, and resulted in a one-yard touchdown rush by RB DeMarco Murray. Tennessee took a 20-16 lead and preserved the score to seal a victory.

SCORING

| | 1 | 2 | 3 | 4 | Final |
|--------------|---|----|---|---|-------|
| Tennessee | 6 | 0 | 7 | 7 | 20 |
| Indianapolis | 0 | 13 | 3 | 0 | 16 |

| TEAM | SCORING PLAY | TIME |
|--------|--|---------|
| Titans | R.Succop 29 yd. Field Goal | 1-7:54 |
| Titans | R.Succop 45 yd. Field Goal | 1-1:52 |
| Colts | A.Vinatieri 26 yd. Field Goal | 2-10:05 |
| Colts | A.Vinatieri 28 yd. Field Goal | 2-2:07 |
| Colts | F.Gore 14 yd. run (A.Vinatieri kick) | 2-0:38 |
| Colts | A.Vinatieri 42 yd. Field Goal | 3-6:05 |
| Titans | D.Walker 2 yd. pass from M.Mariota (R.Succop kick) | 3-1:50 |
| Titans | D.Murray 1 yd. run (R.Succop kick) | 4-5:59 |

Missed FGs: None

Attendance: 62,207

Time of Game: 2:55

Weather: Sunny, 47° F, wind WSW 10 mph

Referee: Craig Wrolstad



TEAM STATISTICS

| | Titans | Colts |
|----------------------------|----------|----------|
| TOTAL FIRST DOWNS | 19 | 15 |
| THIRD DOWN EFFICIENCY | 3-8-38% | 6-14-43% |
| FOURTH DOWN EFFICIENCY | 0-0-0% | 0-0-0% |
| TOTAL NET YARDS | 276 | 254 |
| Plays - Avg. | 53-5.2 | 61-4.2 |
| NET YARDS RUSHING | 92 | 89 |
| Rushes - Avg. | 28-3.3 | 24-3.7 |
| NET YARDS PASSING | 184 | 165 |
| Sacks - Yards Lost | 0-0 | 8-31 |
| PASS ATT-COMP-INT | 25-17-2 | 29-17-0 |
| PUNTS - Avg. | 3-46.3 | 5-47.0 |
| PUNT RETURNS - Yards | 2-7 | 1-0 |
| KICKOFF RETURNS - Yards | 1-15 | 0-0 |
| INTERCEPTIONS - Yards | 0-0 | 2-10 |
| PENALTIES Number and Yards | 2-15 | 9-67 |
| FUMBLES - Lost | 0-0 | 2-1 |
| TOUCHDOWNS | 2 | 1 |
| EXTRA POINTS Made-Attempts | 2-2 | 1-1 |
| FIELD GOALS Made-Attempts | 2-2 | 3-3 |
| RED ZONE EFFICIENCY | 2-4-50% | 1-4-25% |
| GOAL TO GO EFFICIENCY | 2-2-100% | 0-2-0% |
| SAFETIES | 0 | 0 |
| GIVEAWAYS | 2 | 1 |
| TAKEAWAYS | 1 | 2 |
| TIME OF POSSESSION | 28:38 | 31:22 |

TITANS STARTERS

| OFFENSE | | | DEFENSE | | |
|---------|------------|--------|--------------|--|--|
| WR 87 | E.Decker | DE 90 | D.Jones | | |
| TE 89 | P.Supernaw | NT 96 | S.Williams | | |
| LT 77 | T.Lewan | DT 99 | J.Casey | | |
| LG 67 | Q.Spain | OLB 91 | D.Morgan | | |
| C 60 | B.Jones | ILB 59 | W.Woodyard | | |
| RG 64 | J.Kline | ILB 54 | A.Williamson | | |
| RT 78 | J.Conklin | OLB 98 | B.Orakpo | | |
| WR 84 | C.Davis | CB 25 | A.Jackson | | |
| QB 8 | M.Mariota | SS 37 | J.Cyprien | | |
| TE 81 | J.Smith | FS 31 | K.Byard | | |
| RB 29 | D.Murray | CB 26 | L.Ryan | | |

COLTS STARTERS

| OFFENSE | | | DEFENSE | | |
|---------|-------------|---------|------------|--|--|
| WR 13 | T.Hilton | DE 92 | M.Hunt | | |
| LT 74 | A.Castonzo | NT 99 | A.Woods | | |
| LG 67 | J.Vujnovich | DT 95 | J.Hankins | | |
| C 78 | R.Kelly | SLB 51 | J.Simon | | |
| RG 71 | D.Good | MIKE 44 | A.Morrison | | |
| RT 73 | J.Haeg | WILL 57 | J.Bostic | | |
| TE 84 | J.Doyle | RUSH93 | J.Sheard | | |
| WR 10 | D.Moncrief | LCB 30 | R.Melvin | | |
| QB 7 | J.Brissett | SS 41 | M.Farley | | |
| TE 85 | B.Williams | FS 32 | T.Green | | |
| RB 23 | F.Gore | RCB 35 | P.Desir | | |

TITANS INDIVIDUAL STATISTICS

| Rushing | Att | Yds | Avg | Lg | TD |
|--------------|-----------|-----------|------------|-----------|----------|
| D.Henry | 13 | 79 | 6.1 | 16 | 0 |
| D.Murray | 12 | 9 | 0.8 | 12 | 1 |
| M.Mariota | 3 | 4 | 1.3 | 6 | 0 |
| Total | 28 | 92 | 3.3 | 16 | 1 |

| Passing | Att | Cmp | Yds | TD | Lg | IN | Rt |
|--------------|-----------|-----------|------------|----------|-----------|----------|-------------|
| M. Mariota | 25 | 17 | 184 | 1 | 37 | 2 | 69.4 |
| Total | 25 | 17 | 184 | 1 | 37 | 2 | 69.4 |

| Receiving | No | Yds | Avg | Lg | TD |
|--------------|-----------|------------|-------------|-----------|----------|
| D.Walker | 4 | 63 | 15.8 | 37 | 1 |
| C.Davis | 4 | 39 | 9.8 | 19 | 0 |
| D.Murray | 3 | 33 | 11.0 | 16 | 0 |
| E.Decker | 3 | 23 | 7.7 | 17 | 0 |
| D.Henry | 1 | 10 | 10.0 | 10 | 0 |
| H.Douglas | 1 | 8 | 8.0 | 8 | 0 |
| T.Taylor | 1 | 8 | 8.0 | 8 | 0 |
| Total | 17 | 184 | 10.8 | 37 | 1 |

| Interceptions | No | Yds | Avg | Lg | TD |
|---------------|----------|----------|----------|----------|----------|
| Total | 0 | 0 | - | - | 0 |

Leading Tacklers (Coaching Totals)

A. Williamson 12-5-7; W. Woodyard 10-7-3; J. Cyprien 5-4-1; D. Jones 5-4-1

Sacks: D. Jones 2; B. Orakpo 1.5; D. Morgan 1; E. Walden 1; A. Williamson 1; W. Woodyard 1; J. Brown 0.5 **FF:** None **FR:** K. Byard 1

COLTS INDIVIDUAL STATISTICS

| Rushing | Att | Yds | Avg | Lg | TD |
|--------------|-----------|-----------|------------|-----------|----------|
| F.Gore | 17 | 62 | 3.6 | 14 | 1 |
| J.Brissett | 3 | 16 | 5.3 | 12 | 0 |
| M.Mack | 4 | 11 | 2.8 | 5 | 0 |
| Total | 24 | 89 | 3.7 | 14 | 1 |

| Passing | Att | Cmp | Yds | TD | Lg | IN | Rt |
|--------------|-----------|-----------|------------|----------|-----------|----------|-------------|
| J. Brissett | 29 | 17 | 196 | 0 | 26 | 0 | 79.1 |
| Total | 29 | 17 | 196 | 0 | 26 | 0 | 79.1 |

| Receiving | No | Yds | Avg | Lg | TD |
|--------------|-----------|------------|-------------|-----------|----------|
| J.Doyle | 7 | 94 | 13.4 | 26 | 0 |
| C.Rogers | 3 | 34 | 11.3 | 19 | 0 |
| M.Mack | 2 | 20 | 10.0 | 16 | 0 |
| F.Gore | 2 | 17 | 8.5 | 11 | 0 |
| T.Hilton | 2 | 15 | 7.5 | 9 | 0 |
| D.Moncrief | 1 | 16 | 16.0 | 16 | 0 |
| Total | 17 | 196 | 11.5 | 26 | 0 |

| Interceptions | No | Yds | Avg | Lg | TD |
|---------------|----------|-----------|------------|-----------|----------|
| N. Hairston | 1 | 10 | 10.0 | 10 | 0 |
| R. Melvin | 1 | 0 | 0.0 | 0 | 0 |
| Total | 2 | 10 | 5.0 | 10 | 0 |

Leading Tacklers (Press Box Totals)

J. Bostic 11-5-6; P. Desir 7-5-2; A. Morrison 6-4-2

Sacks: None **FF:** None **FR:** None

TITANS-TEXANS: GAME SUMMARY



Titans 24, Texans 13

Week 13 • Sunday, Dec. 3, 2017 • 12:00 p.m. CT • Nissan Stadium



GAME RECAP

In Week 13 of the 2017 season, the Titans hosted the division rival Houston Texans and won by a score of 24-13. With the victory, Tennessee evened the season series at 1-1.

The Titans defense took the field first and forced Houston to go three-and-out on their opening possession. On the ensuing punt, CB **Adoree' Jackson** returned the ball but lost control and fumbled it. Texans RB **Jordan Todman** recovered the fumble to give possession back to Houston at the Tennessee 41-yard line. The Texans capitalized on the turnover and kicked a 23-yard field goal to get on the board first, 3-0.

In the second quarter, Texans QB **Tom Savage** engineered a seven-play, 87-yard scoring drive which included a field-flipping 57-yard pass to Texans WR **Braxton Miller**. Savage connected with Texans TE **Stephen Anderson** for a four-yard touchdown as Houston extended their lead, 10-0. On the following Titans possession, with help from a 24-yard scramble by RB **Derrick Henry**, QB **Marcus Mariota** led the offense on a 10-play, 75-yard touchdown drive that culminated in a nine-yard rushing touchdown by Mariota to put Tennessee on the board, 10-7. The Titans drove down the field again in the second quarter, and kicked a game-tying 43-yard field goal to knot the score 10-10 heading into halftime.

Tennessee took the lead for the first time in the third quarter, as Mariota constructed a 10-play, 80-yard drive that saw both TE **Delanie Walker** receive for and RB **DeMarco Murray** rush for a first down. On the final play of the scoring drive, Mariota connected with Walker for a 24-yard touchdown as the Titans went ahead of Houston, 17-10.

In the fourth quarter, the Texans drove their way down the field with less than five minutes to play, and Houston K **Ka'imi Fairbairn** cut Tennessee's lead to 17-13 on a 42-yard field goal. On the following possession, the Tennessee offense went three-and-out to give the ball back to Houston. The Texans marched into Titans' territory, but Savage threw an interception to CB **LeShaun Sims** on a pass intended for Texans WR **DeAndre Hopkins**, which helped protect the Titans' lead. Mariota and the Titans offense took the field with

1:08 remaining and quickly fed the ball to Henry, who sealed a Tennessee victory with a 75-yard touchdown run. The Titans won their eighth game of the season by a score of 24-13.

SCORING

| | 1 | 2 | 3 | 4 | Final |
|-----------|---|----|---|---|-------|
| Houston | 3 | 7 | 0 | 3 | 13 |
| Tennessee | 0 | 10 | 7 | 7 | 24 |

| TEAM | SCORING PLAY | TIME |
|--------|--|---------|
| Texans | K.Fairbairn 23 yd. Field Goal | 1-9:21 |
| Texans | S.Anderson 4 yd. pass from T.Savage (K.Fairbairn kick) | 2-10:40 |
| Titans | M.Mariota 9 yd. run (R.Succop kick) | 2-4:18 |
| Titans | R.Succop 43 yd. Field Goal | 2-0:03 |
| Titans | D.Walker 24 yd. pass from M.Mariota (R.Succop kick) | 3-0:03 |
| Texans | K.Fairbairn 42 yd. Field Goal | 4-4:37 |
| Titans | D.Henry 75 yd. run (R.Succop kick) | 4-0:46 |

Missed FGs: K. Fairbairn 48LU 27WL, R. Succop 40WR

Attendance: 62,758

Time of Game: 3:29

Weather: Sunny, 60° F, wind E 4 mph

Referee: Clete Blakeman



TEAM STATISTICS

| | Texans | Titans |
|----------------------------|----------|----------|
| TOTAL FIRST DOWNS | 24 | 19 |
| THIRD DOWN EFFICIENCY | 8-16-50% | 5-11-45% |
| FOURTH DOWN EFFICIENCY | 1-1-100% | 1-1-100% |
| TOTAL NET YARDS | 384 | 344 |
| Plays - Avg. | 75-5.1 | 50-6.9 |
| NET YARDS RUSHING | 53 | 198 |
| Rushes - Avg. | 22-2.4 | 25-7.9 |
| NET YARDS PASSING | 331 | 146 |
| Sacks - Yards Lost | 4-34 | 2-4 |
| PASS ATT-COMP-INT | 49-31-1 | 23-15-0 |
| PUNTS - Avg. | 3-46.3 | 4-49.8 |
| PUNT RETURNS - Yards | 3-29 | 2-41 |
| KICKOFF RETURNS - Yards | 2-42 | 0-0 |
| INTERCEPTIONS - Yards | 0-0 | 1-0 |
| PENALTIES Number and Yards | 11-85 | 7-63 |
| FUMBLES - Lost | 1-0 | 2-1 |
| TOUCHDOWNS | 1 | 3 |
| FIELD GOALS Made-Attempts | 2-4 | 1-2 |
| RED ZONE EFFICIENCY | 1-3-33% | 1-1-100% |
| GOAL TO GO EFFICIENCY | 1-3-33% | 1-1-100% |
| SAFETIES | 0 | 0 |
| GIVEAWAYS | 1 | 1 |
| TAKEAWAYS | 1 | 1 |
| TIME OF POSSESSION | 33:49 | 26:11 |

TEXANS STARTERS

| OFFENSE | | | DEFENSE | | |
|---------|---------------|---------|--------------|--|--|
| WR 10 | D.Hopkins | RDE 93 | J.Heath | | |
| LT 79 | J.Allen | LDE 98 | D.Reader | | |
| LG 71 | X.Su'a-Filo | SAM 94 | U.Kamalu | | |
| C 66 | N.Martin | MIKE 55 | B.McKinney | | |
| RG 65 | G.Mancz | WILL 41 | Z.Cunningham | | |
| RT 68 | B.Giacomini | JACK 90 | J.Clowney | | |
| TE 87 | C.Fiedorowicz | LCB 24 | J.Joseph | | |
| WR 12 | B.Ellington | RCB 25 | K.Jackson | | |
| QB 3 | T.Savage | CB 30 | K.Johnson | | |
| TE 89 | S.Anderson | FS 29 | A.Hal | | |
| RB 38 | A.Ellington | SS 21 | M.Gilchrist | | |

TITANS STARTERS

| OFFENSE | | | DEFENSE | | |
|---------|-----------|--------|--------------|--|--|
| WR 87 | E.Decker | DE 90 | D.Jones | | |
| TE 82 | D.Walker | NT 96 | S.Williams | | |
| LT 77 | T.Lewan | DT 99 | J.Casey | | |
| LG 67 | Q.Spain | OLB 91 | D.Morgan | | |
| C 60 | B.Jones | ILB 59 | W.Woodyard | | |
| RG 64 | J.Kline | ILB 54 | A.Williamson | | |
| RT 78 | J.Conklin | OLB 98 | B.Orakpo | | |
| WR 84 | C.Davis | CB 25 | A.Jackson | | |
| QB 8 | M.Mariota | SS 37 | J.Cyprien | | |
| TE 81 | J.Smith | FS 31 | K.Byard | | |
| RB 29 | D.Murray | CB 26 | L.Ryan | | |

TEXANS INDIVIDUAL STATISTICS

| Rushing | Att | Yds | Avg | Lg | TD |
|--------------|-----------|-----------|------------|-----------|----------|
| L.Miller | 15 | 56 | 3.7 | 12 | 0 |
| A.Blue | 4 | 2 | 0.5 | 3 | 0 |
| T.Savage | 1 | -1 | -1.0 | -1 | 0 |
| A.Ellington | 2 | -4 | -2.0 | -1 | 0 |
| Total | 22 | 53 | 2.4 | 12 | 0 |

| Passing | Att | Cmp | Yds | TD | Lg | IN | Rt |
|--------------|-----------|-----------|------------|----------|-----------|----------|-------------|
| T. Savage | 49 | 31 | 365 | 1 | 57 | 1 | 84.1 |
| Total | 49 | 31 | 365 | 1 | 57 | 1 | 84.1 |

| Receiving | No | Yds | Avg | Lg | TD |
|---------------|-----------|------------|-------------|-----------|----------|
| D.Hopkins | 8 | 80 | 10.0 | 17 | 0 |
| S.Anderson | 5 | 79 | 15.8 | 25 | 1 |
| A.Ellington | 5 | 56 | 11.2 | 29 | 0 |
| B.Miller | 4 | 71 | 17.8 | 57 | 0 |
| L.Miller | 4 | 38 | 9.5 | 11 | 0 |
| C.Fiedorowicz | 2 | 16 | 8.0 | 9 | 0 |
| C.Thompson | 1 | 11 | 11.0 | 11 | 0 |
| B.Ellington | 1 | 7 | 7.0 | 7 | 0 |
| A.Blue | 1 | 7 | 7.0 | 7 | 0 |
| Total | 31 | 365 | 11.8 | 57 | 1 |

| Interceptions | No | Yds | Avg | Lg | TD |
|---------------|----------|----------|----------|----------|----------|
| Total | 0 | 0 | - | - | 0 |

Leading Tacklers (Press Box Totals)

B. McKinney 7-5-2; A. Hal 5-4-1; M. Gilchrist 4-4-0; J. Joseph 4-4-0

Sacks: B. McKinney 1; Z. Cunningham 1 FF: A. Hal 1 FR: None

TITANS INDIVIDUAL STATISTICS

| Rushing | Att | Yds | Avg | Lg | TD |
|--------------|-----------|------------|------------|-----------|----------|
| D.Henry | 11 | 109 | 9.9 | 75 | 1 |
| D.Murray | 11 | 66 | 6.0 | 22 | 0 |
| M.Mariota | 3 | 23 | 7.7 | 12 | 1 |
| Total | 25 | 198 | 7.9 | 75 | 2 |

| Passing | Att | Cmp | Yds | TD | Lg | IN | Rt |
|--------------|-----------|-----------|------------|----------|-----------|----------|-------------|
| M. Mariota | 23 | 15 | 150 | 1 | 24 | 0 | 98.1 |
| Total | 23 | 15 | 150 | 1 | 24 | 0 | 98.1 |

| Receiving | No | Yds | Avg | Lg | TD |
|--------------|-----------|------------|-------------|-----------|----------|
| D.Walker | 5 | 63 | 12.6 | 24 | 1 |
| E.Decker | 3 | 27 | 9.0 | 12 | 0 |
| T.Taylor | 2 | 15 | 7.5 | 15 | 0 |
| D.Murray | 2 | 13 | 6.5 | 13 | 0 |
| C.Davis | 2 | 12 | 6.0 | 13 | 0 |
| P.Supernaw | 1 | 20 | 20.0 | 20 | 0 |
| Total | 15 | 150 | 10.0 | 24 | 1 |

| Interceptions | No | Yds | Avg | Lg | TD |
|---------------|----------|----------|------------|----------|----------|
| L. Sims | 1 | 0 | 0.0 | 0 | 0 |
| Total | 1 | 0 | 0.0 | 0 | 0 |

Leading Tacklers (Coaching Totals)

W. Woodyard 15-8-7; J. Cyprien 8-7-1; K. Byard 8-6-2

Sacks: D. Jones 1.5; A. Johnson 1; B. Orakpo 1; D. Morgan 0.5 FF: None FR: None

TITANS-CARDINALS: GAME SUMMARY



Titans 7, Cardinals 12

Week 14 • Sunday, Dec. 10, 2017 • 2:00 p.m. MT • University of Phoenix Stadium



GAME RECAP

In Week 14 of the 2017 season, the Titans played the franchise's first ever contest at the University of Phoenix Stadium and fell to the Arizona Cardinals by a score of 12-7.

The first quarter had the teams go scoreless as both Tennessee and Arizona punted twice. In the second quarter, Tennessee struck first as quarterback **Marcus Mariota** engineered a nine-play, 50-yard touchdown drive. With help from first down receptions by tight end **Delanie Walker** and wide receiver **Eric Decker**, running back **Derrick Henry** rushed in a six-yard touchdown to put the Titans up, 7-0. At the end of the second quarter, the Tennessee defense had allowed the Cardinals just 32 rushing yards and forced punts on all of Arizona's possessions in the first half.

With Arizona driving into Titans territory in the third quarter, linebacker **Wesley Woodyard** sacked Cardinals quarterback **Blaine Gabbert** for a loss of eight and outside linebacker **Brian Orakpo** sacked Gabbert for a loss of nine to hold the Cardinals to a field goal attempt. Arizona successfully converted the kick and got on the board with a 47-yard field goal to cut Tennessee's lead, 7-3. The Titans offense regained possession, but quickly went three-and-out. However, on fourth-and-one Tennessee ran a fake punt and directly snapped the ball to wide receiver **Eric Weems** who rushed for one yard. The ruling on the field was that Tennessee had successfully converted the first down, but Arizona challenged the call and Weems was instead ruled short of the marker. Arizona took over at the Tennessee 35-yard line and added another field goal on the ensuing possession to cut the Titans lead, 7-6.

On the following Titans possession, the Tennessee offense drove smoothly down the field as Mariota connected first with Decker for a 29-yard reception and then with Walker for a 10-yard catch and a first down. However, on first-and-10 from the Arizona 27-yard line, Mariota threw an interception to Cardinals cornerback **Tramon Williams** who returned the ball for 12 yards. Arizona drove the ball down the field, but missed a 40-yard field goal attempt as Tennessee preserved a 7-6 lead.

In the fourth quarter, the Cardinals took the lead for the first time all day as Arizona

added two more field goals to go ahead, 12-7. Tennessee was unable to orchestrate and comeback and find the endzone in the fourth quarter, eventually falling to Arizona, 12-7.

SCORING

| | 1 | 2 | 3 | 4 | Final |
|-----------|---|---|---|---|-------|
| Tennessee | 0 | 7 | 0 | 0 | 7 |
| Arizona | 0 | 0 | 6 | 6 | 12 |

| TEAM | SCORING PLAY | TIME |
|-----------|-----------------------------------|--------|
| Titans | D.Henry 6 yd. run (R.Succop kick) | 2-7:16 |
| Cardinals | P.Dawson 47 yd. Field Goal | 3-9:36 |
| Cardinals | P.Dawson 23 yd. Field Goal | 3-4:44 |
| Cardinals | P.Dawson 32 yd. Field Goal | 4-5:59 |
| Cardinals | P.Dawson 35 yd. Field Goal | 4-3:45 |

Missed FGs: R. Succop 58CR, P. Dawson 40WR

Attendance: 64,153

Time of Game: 2:58

Weather: Partly Cloudy, 79° F, wind NE 10 mph

Referee: Jerome Boger



TEAM STATISTICS

| | Titans | Cardinals |
|----------------------------|----------|-----------|
| TOTAL FIRST DOWNS | 14 | 16 |
| THIRD DOWN EFFICIENCY | 4-12-33% | 3-14-21% |
| FOURTH DOWN EFFICIENCY | 0-2-0% | 0-0-0% |
| TOTAL NET YARDS | 204 | 261 |
| Plays - Avg. | 56-3.6 | 63-4.1 |
| NET YARDS RUSHING | 65 | 136 |
| Rushes - Avg. | 22-3.0 | 29-4.7 |
| NET YARDS PASSING | 139 | 125 |
| Sacks - Yards Lost | 3-20 | 8-53 |
| PASS ATT-COMP-INT | 31-16-2 | 26-17-0 |
| PUNTS - Avg. | 6-52.2 | 6-45.0 |
| PUNT RETURNS - Yards | 3-14 | 4-33 |
| KICKOFF RETURNS - Yards | 2-55 | 2-27 |
| INTERCEPTIONS - Yards | 0-0 | 2-37 |
| PENALTIES Number and Yards | 6-48 | 5-30 |
| FUMBLES - Lost | 0-0 | 0-0 |
| TOUCHDOWNS | 1 | 0 |
| FIELD GOALS Made-Attempts | 0-1 | 4-5 |
| RED ZONE EFFICIENCY | 1-1-100% | 0-3-0% |
| GOAL TO GO EFFICIENCY | 0-0-0% | 0-1-0% |
| SAFETIES | 0 | 0 |
| GIVEAWAYS | 2 | 0 |
| TAKEAWAYS | 0 | 2 |
| TIME OF POSSESSION | 26:11 | 33:49 |

TITANS STARTERS

OFFENSE

| | |
|-------|-----------|
| WR 87 | E.Decker |
| TE 82 | D.Walker |
| LT 77 | T.Lewan |
| LG 67 | Q.Spain |
| C 60 | B.Jones |
| RG 64 | J.Kline |
| RT 78 | J.Conklin |
| TE 81 | J.Smith |
| QB 8 | M.Mariota |
| RB 22 | D.Henry |
| RB 29 | D.Murray |

DEFENSE

| | |
|--------|--------------|
| DE 94 | A.Johnson |
| NT 96 | S.Williams |
| DT 99 | J.Casey |
| OLB 93 | E.Walden |
| ILB 59 | W.Woodyard |
| ILB 54 | A.Williamson |
| OLB 98 | B.Orakpo |
| CB 25 | A.Jackson |
| SS 37 | J.Cyprien |
| CB 26 | L.Ryan |
| FS 31 | K.Byard |

CARDINALS STARTERS

OFFENSE

| | |
|-------|--------------|
| WR 11 | L.Fitzgerald |
| LT 68 | J.Veldheer |
| LG 75 | A.Boone |
| C 53 | A.Shipley |
| RG 71 | E.Watford |
| RT 73 | J.Wetzel |
| TE 87 | T.Niklas |
| WR 13 | Ja.Brown |
| QB 7 | B.Gabbert |
| RB 33 | K.Williams |
| TE 84 | J.Gresham |

DEFENSE

| | |
|---------|------------|
| DL 72 | O.Pierre |
| DL 92 | F.Rucker |
| SAM 55 | C.Jones |
| \$LB 20 | D.Bucannon |
| ILB 56 | K.Dansby |
| WILL 96 | K.Martin |
| LCB 21 | P.Peterson |
| RCB 25 | T.Williams |
| SS 36 | B.Baker |
| FS 32 | T.Mathieu |
| DB 41 | A.Bethea |

TITANS INDIVIDUAL STATISTICS

| Rushing | Att | Yds | Avg | Lg | TD |
|--------------|-----------|-----------|------------|----------|----------|
| D.Murray | 11 | 34 | 3.1 | 9 | 0 |
| D.Henry | 8 | 20 | 2.5 | 9 | 1 |
| M.Mariota | 2 | 11 | 5.5 | 7 | 0 |
| E.Weems | 1 | 0 | 0.0 | 0 | 0 |
| Total | 22 | 65 | 3.0 | 9 | 1 |

| Passing | Att | Cmp | Yds | TD | Lg | IN | Rt |
|--------------|-----------|-----------|------------|----------|-----------|----------|-------------|
| M. Mariota | 31 | 16 | 159 | 0 | 29 | 2 | 39.6 |
| Total | 31 | 16 | 159 | 0 | 29 | 2 | 39.6 |

| Receiving | No | Yds | Avg | Lg | TD |
|--------------|-----------|------------|------------|-----------|----------|
| D.Walker | 5 | 42 | 8.4 | 11 | 0 |
| E.Decker | 3 | 56 | 18.7 | 29 | 0 |
| C.Davis | 3 | 29 | 9.7 | 22 | 0 |
| R.Matthews | 3 | 19 | 6.3 | 10 | 0 |
| D.Murray | 2 | 13 | 6.5 | 7 | 0 |
| Total | 16 | 159 | 9.9 | 29 | 0 |

| Interceptions | No | Yds | Avg | Lg | TD |
|---------------|----------|----------|----------|----------|----------|
| Total | 0 | 0 | - | - | 0 |

Leading Tacklers (Coaching Totals)

J. Cyprien 10-8-2; W. Woodyard 10-7-3; J. Brown 7-3-4

Sacks: J. Casey 2; J. Cyprien 1; D. King 1; B. Orakpo 1; E. Walden 1; A. Williamson 1; W. Wood-yard 1 **FF:** None **FR:** None

CARDINALS INDIVIDUAL STATISTICS

| Rushing | Att | Yds | Avg | Lg | TD |
|--------------|-----------|------------|------------|-----------|----------|
| K.Williams | 20 | 73 | 3.7 | 18 | 0 |
| C.Williams | 1 | 33 | 33.0 | 33 | 0 |
| B.Gabbert | 4 | 12 | 3.0 | 11 | 0 |
| E.Penny | 2 | 11 | 5.5 | 9 | 0 |
| D.Foster | 2 | 7 | 3.5 | 5 | 0 |
| Total | 29 | 136 | 4.7 | 33 | 0 |

| Passing | Att | Cmp | Yds | TD | Lg | IN | Rt |
|--------------|-----------|-----------|------------|----------|-----------|----------|-------------|
| B. Gabbert | 26 | 17 | 178 | 0 | 23 | 0 | 85.1 |
| Total | 26 | 17 | 178 | 0 | 23 | 0 | 85.1 |

| Receiving | No | Yds | Avg | Lg | TD |
|---------------|-----------|------------|-------------|-----------|----------|
| L.Fitzgerald | 5 | 44 | 8.8 | 23 | 0 |
| J.Gresham | 2 | 27 | 13.5 | 21 | 0 |
| J.Nelson | 2 | 26 | 13.0 | 14 | 0 |
| Ja.Brown | 2 | 15 | 7.5 | 9 | 0 |
| D.Foster | 2 | 6 | 3.0 | 10 | 0 |
| R.Seals-Jones | 1 | 20 | 20.0 | 20 | 0 |
| E.Penny | 1 | 18 | 18.0 | 18 | 0 |
| K.Williams | 1 | 15 | 15.0 | 15 | 0 |
| T.Niklas | 1 | 7 | 7.0 | 7 | 0 |
| Total | 17 | 178 | 10.5 | 23 | 0 |

| Interceptions | No | Yds | Avg | Lg | TD |
|---------------|----------|-----------|-------------|-----------|----------|
| J. Bynes | 1 | 25 | 25.0 | 25 | 0 |
| T. Williams | 1 | 12 | 12.0 | 12 | 0 |
| Total | 2 | 37 | 18.5 | 25 | 0 |

Leading Tacklers (Press Box Totals)

K. Dansby 8-8-0; B. Baker 7-5-2; C. Jones 5-5-0

Sacks: C. Jones 1; H. Reddick 1; O. Pierre 1 **FF:** None **FR:** None

TITANS-49ERS: GAME SUMMARY



Titans 23, 49ers 25

Week 15 • Sunday, Dec. 17, 2017 • 1:25 p.m. PST • Levi's Stadium



GAME RECAP

In Week 15 of the 2017 season, the Titans concluded a two-week West Coast trip with the franchise's first visit to Levi's Stadium. Tennessee fell to the San Francisco 49ers by a score of 25-23.

San Francisco got on the board first with a field goal on its opening possession to take an early 3-0 lead, and Tennessee punted on its opening possession to give the ball back to the 49ers. On the following drive, DT **Jurrell Casey** deflected 49ers QB **Jimmy Garoppolo**'s third down pass and caused an incompleteness, which held the 49ers to another field goal as San Francisco went up 6-0. The Titans responded on the following possession, as QB **Marcus Mariota** drove the offense down the field into 49ers territory with help from first downs by RBs **DeMarco Murray**, **Derrick Henry**, and WR **Rishard Matthews**. Tennessee got on the board on a 40-yard field goal by K **Ryan Succop** to make the score 6-3.

In the second quarter, San Francisco constructed its third consecutive scoring drive as Garoppolo connected on a five-yard touchdown pass to 49ers TE **Garrett Celek** as San Francisco took a 13-3 lead. With Tennessee driving on the following possession, Mariota completed a six-yard pass to TE **Delanie Walker**, but Walker fumbled the ball and gave possession back to the 49ers at the Titans' 37-yard line. San Francisco capitalized on the turnover and tacked on another field goal to extend its lead to 16-3. Later in the second quarter, Mariota led the offense on a quick scoring drive as he connected with WRs **Corey Davis**, **Eric Decker** and **Matthews** for four first downs. Mariota finished the drive by hitting Walker for a four-yard score to cut San Francisco's lead to 16-10 heading into halftime.

Tennessee made it a three-point game as Succop tacked on another field goal in the third quarter to make it 16-13, San Francisco. On the next Titans possession, with first downs by Henry, Walker, Matthews and Decker, Mariota connected with Matthews for an eight-yard touchdown. Tennessee took its first lead of the day as the Titans went up 20-16.

In the fourth quarter, Tennessee lost the lead over as the defense surrendered a pair of 49ers field goals to make the score 22-20, San Francisco. The Titans regained possession, down by one point with 3:08 remaining in regulation. Mariota led the offense from the Tennessee 25-yard line down to the San Francisco 32-yard line in two minutes and one second, but the Titans were forced to settle for a field goal. Succop nailed a 50-yard

kick as Tennessee regained the lead, 23-22. With just over one minute remaining to play, Garoppolo and the 49ers offense took the field in search of a game-winning score. San Francisco drove 48 yards into Tennessee territory and converted a 45-yard field goal as time expired. Tennessee was unable to hang on and fell to San Francisco, 25-23.

SCORING

| | 1 | 2 | 3 | 4 | Final |
|---------------|---|----|---|----|-------|
| Tennessee | 0 | 10 | 3 | 10 | 23 |
| San Francisco | 6 | 10 | 0 | 9 | 25 |

| TEAM | SCORING PLAY | TIME |
|--------|--|---------|
| 49ers | R.Gould 38 yd. Field Goal | 1-8:51 |
| 49ers | R.Gould 48 yd. Field Goal | 1-4:35 |
| Titans | R.Succop 40 yd. Field Goal | 2-14:06 |
| 49ers | G.Celek 5 yd. pass from J.Garoppolo (R.Gould kick) | 2-5:30 |
| 49ers | R.Gould 28 yd. Field Goal | 2-1:37 |
| Titans | D.Walker 4 yd. pass from M.Mariota (R.Succop kick) | 2-0:29 |
| Titans | R.Succop 31 yd. Field Goal | 3-8:29 |
| Titans | R.Matthews 8 yd. pass from M.Mariota (R.Succop kick) | 4-13:31 |
| 49ers | R.Gould 50 yd. Field Goal | 4-8:27 |
| 49ers | R.Gould 48 yd. Field Goal | 4-3:08 |
| Titans | R. Succop 50 yd. Field Goal | 4-1:07 |
| 49ers | R. Gould 45 yd. Field Goal | 4-0:00 |

Missed FGs: None

Attendance: 70,133

Time of Game: 3:07

Weather: Sunny, 65° F, wind N 12-22 mph

Referee: John Parry



TEAM STATISTICS

| | Titans | 49ers |
|----------------------------|----------|----------|
| TOTAL FIRST DOWNS | 23 | 23 |
| THIRD DOWN EFFICIENCY | 6-12-50% | 7-14-50% |
| FOURTH DOWN EFFICIENCY | 1-1-100% | 0-0-0% |
| TOTAL NET YARDS | 328 | 414 |
| Plays - Avg. | 62-5.3 | 68-6.1 |
| NET YARDS RUSHING | 90 | 51 |
| Rushes - Avg. | 28-3.2 | 22-2.3 |
| NET YARDS PASSING | 238 | 363 |
| Sacks - Yards Lost | 1-3 | 3-18 |
| PASS ATT-COMP-INT | 33-23-0 | 43-31-0 |
| PUNTS - Avg. | 2-55.5 | 1-43.0 |
| PUNT RETURNS - Yards | 1-0 | 1-12 |
| KICKOFF RETURNS - Yards | 1-21 | 4-65 |
| INTERCEPTIONS - Yards | 0-0 | 0-0 |
| PENALTIES Number and Yards | 3-22 | 7-70 |
| FUMBLES - Lost | 1-1 | 0-0 |
| TOUCHDOWNS | 2 | 1 |
| FIELD GOALS Made-Attempts | 3-3 | 6-6 |
| RED ZONE EFFICIENCY | 2-3-67% | 1-4-25% |
| GOAL TO GO EFFICIENCY | 2-2-100% | 1-2-50% |
| SAFETIES | 0 | 0 |
| GIVEAWAYS | 1 | 0 |
| TAKEAWAYS | 0 | 1 |
| TIME OF POSSESSION | 27:25 | 32:35 |

TITANS STARTERS

| OFFENSE | | DEFENSE | |
|---------|-----------|---------|--------------|
| WR 13 | T.Taylor | DE 94 | A.Johnson |
| TE 82 | D.Walker | NT 96 | S.Williams |
| LT 77 | T.Lewan | DT 99 | J.Casey |
| LG 67 | Q.Spain | OLB 93 | E.Walden |
| C 60 | B.Jones | ILB 59 | W.Woodyard |
| RG 64 | J.Kline | ILB 54 | A.Williamson |
| RT 78 | J.Conklin | OLB 98 | B.Orakpo |
| WR 87 | E.Decker | CB 25 | A.Jackson |
| WR 84 | C.Davis | CB 26 | L.Ryan |
| QB 8 | M.Mariota | SS 37 | J.Cyprien |
| RB 29 | D.Murray | FS 31 | K.Byard |

49ERS STARTERS

| OFFENSE | | DEFENSE | |
|---------|-------------|---------|---------------|
| WR 18 | L.Murphy | LDE 95 | T.Carradine |
| LT 74 | J.Staley | LDT 90 | E.Mitchell |
| LG 75 | L.Tomlinson | RDT 99 | D.Buckner |
| C 67 | D.Kilgore | RDE 94 | S.Thomas |
| RG 63 | B.Fusco | MIKE 56 | R.Foster |
| RT 68 | Z.Beadles | WILL 50 | B.Coyle |
| TE 88 | G.Celek | CB 24 | K.Williams |
| WR 11 | M.Goodwin | LCB 23 | A.Witherspoon |
| QB 10 | J.Garoppolo | RCB 36 | D.Johnson |
| FB 44 | K.Juszczyk | SS 38 | A.Colbert |
| RB 28 | C.Hyde | FS 35 | E.Reid |

TITANS INDIVIDUAL STATISTICS

| Rushing | Att | Yds | Avg | Lg | TD |
|-----------|-----|-----|-----|----|----|
| D.Murray | 18 | 59 | 3.3 | 11 | 0 |
| D.Henry | 7 | 19 | 2.7 | 10 | 0 |
| T.Taylor | 1 | 8 | 8.0 | 8 | 0 |
| M.Mariota | 2 | 4 | 2.0 | 2 | 0 |
| Total | 28 | 90 | 3.2 | 11 | 0 |

| Passing | Att | Cmp | Yds | TD | Lg | IN | Rt |
|------------|-----|-----|-----|----|----|----|-------|
| M. Mariota | 33 | 23 | 241 | 2 | 25 | 0 | 110.8 |
| Total | 33 | 23 | 241 | 2 | 25 | 0 | 110.8 |

| Receiving | No | Yds | Avg | Lg | TD |
|------------|----|-----|------|----|----|
| R.Matthews | 6 | 95 | 15.8 | 25 | 1 |
| E.Decker | 5 | 63 | 12.6 | 17 | 0 |
| D.Walker | 5 | 37 | 7.4 | 13 | 1 |
| C.Davis | 3 | 28 | 9.3 | 13 | 0 |
| D.Henry | 2 | 9 | 4.5 | 8 | 0 |
| J.Smith | 1 | 5 | 5.0 | 5 | 0 |
| D.Murray | 1 | 4 | 4.0 | 4 | 0 |
| Total | 23 | 241 | 10.5 | 25 | 2 |

| Interceptions | No | Yds | Avg | Lg | TD |
|---------------|----|-----|-----|----|----|
| Total | 0 | 0 | - | - | 0 |

Leading Tacklers (Coaching Totals)

W. Woodyard 12-7-5; J. Casey 6-6-0; A. Jackson 6-6-0; A. Williamson 6-6-0

Sacks: J. Brown 1; A. Williamson 1; W. Woodyard 1
FF: None FR: None

49ERS INDIVIDUAL STATISTICS

| Rushing | Att | Yds | Avg | Lg | TD |
|-----------|-----|-----|------|----|----|
| C.Hyde | 16 | 25 | 1.6 | 8 | 0 |
| M.Breida | 5 | 16 | 3.2 | 6 | 0 |
| M.Goodwin | 1 | 10 | 10.0 | 10 | 0 |
| Total | 22 | 51 | 2.3 | 10 | 0 |

| Passing | Att | Cmp | Yds | TD | Lg | IN | Rt |
|--------------|-----|-----|-----|----|----|----|-------|
| J. Garoppolo | 43 | 31 | 381 | 1 | 54 | 0 | 106.8 |
| Total | 43 | 31 | 381 | 1 | 54 | 0 | 106.8 |

| Receiving | No | Yds | Avg | Lg | TD |
|-------------|----|-----|------|----|----|
| M.Goodwin | 10 | 114 | 11.4 | 18 | 0 |
| K.Bourne | 4 | 85 | 21.3 | 54 | 0 |
| G.Kittle | 4 | 52 | 13.0 | 24 | 0 |
| T.Taylor | 4 | 40 | 10.0 | 17 | 0 |
| G.Celek | 3 | 63 | 21.0 | 41 | 1 |
| K.Juszczyk | 2 | 16 | 8.0 | 9 | 0 |
| C.Hyde | 2 | 14 | 7.0 | 8 | 0 |
| A.Robinson | 1 | 3 | 3.0 | 3 | 0 |
| J.Garoppolo | 1 | -6 | -6.0 | -6 | 0 |
| Total | 31 | 381 | 12.3 | 54 | 1 |

| Interceptions | No | Yds | Avg | Lg | TD |
|---------------|----|-----|-----|----|----|
| Total | 0 | 0 | - | - | 0 |

Leading Tacklers (Press Box Totals)

D. Buckner 9-7-2; R. Foster 8-7-1; E. Reid 8-6-2

Sacks: D. Buckner 0.5; T. Carradine 0.5
FF: B. Coyle 1 FR: A. Colbert 1

TITANS-RAMS: GAME SUMMARY



Titans 23, Rams 27

Week 16 • Sunday, Dec. 24, 2017 • 12:00 p.m. CT • Nissan Stadium



GAME RECAP

In Week 16 of the 2017 season, the Titans hosted the Los Angeles Rams for a Christmas Eve showdown in Nissan Stadium and fell to the eventual NFC West champions by a score of 27-23.

The Titans forced the Rams to go three-and-out on their opening possession. Los Angeles called a trick play on fourth down and snapped the ball to Rams P **Johnny Hekker**, who threw an incomplete pass and gave the Titans possession at their own 32-yard line. However, on the second play QB **Marcus Mariota** threw an interception to Rams OLB **Cory Littleton**. Los Angeles took the field and capitalized on the turnover as Rams QB **Jared Goff** connected with RB **Todd Gurley** for a three-yard touchdown pass. The extra point attempt failed as Los Angeles took an early 6-0 lead.

Tennessee took the field and responded with a 13-play, 62-yard scoring drive led by first downs from WR **Corey Davis**, TE **Jonnu Smith**, RB **Derrick Henry** and WR **Eric Decker**. K **Ryan Succop** converted a 25-yard kick to get the Titans on the board, 6-3.

Los Angeles opened the second quarter with a missed field goal attempt to keep it at a three-point game. On the next Rams possession, as Goff was stripped of the ball by DT **Jurrell Casey** at the Rams 11-yard line. LB **Wesley Woodyard** scooped up the fumble and ran it into the endzone for a four-yard touchdown, and the Titans took a 10-6 lead on the team's first defensive score of the season. However, Tennessee's lead was short lived as Goff connected with Gurley just two snaps later for an 80-yard touchdown on a screen pass and Los Angeles regained the lead, 13-10. The Titans offense took the field and responded with an 11-play, 56-yard game-tying scoring drive. With first down scrambles by Henry and Mariota, and first down receptions by Davis and TE **Delanie Walker**, Succop was able to hit a 37-yard field goal to even the score 13-13 heading into halftime.

In the third quarter, Goff engineered another scoring drive that culminated in a three-yard touchdown pass to Rams WR **Sammy Watkins**. Los Angeles took a 20-13 lead. Responding to the Rams score, CB **Adoree' Jackson** gave the Tennessee offense good field position with a 57-yard kick return and WR **Rishard Matthews** hauled in a 25-yard reception to put the Titans in the red zone. Tennessee answered back with their own touchdown, as RB **DeMarco Murray** rushed in a six-yard score to even the game at 20-

20.

The Titans opened the fourth quarter with a field goal as Tennessee took the lead back, 23-20. Los Angeles responded with another touchdown, as Goff led his offense on a quick six-play scoring drive that resulted in a 14-yard touchdown pass to Rams WR **Cooper Kupp**, and a 27-23 lead with 11:51 left in regulation. The Titans were not able to string together a scoring drive, and eventually fell to the Rams at home by a final score of 27-23.

SCORING

| | 1 | 2 | 3 | 4 | Final |
|-------------|---|----|---|---|-------|
| Los Angeles | 6 | 7 | 7 | 7 | 27 |
| Tennessee | 3 | 10 | 7 | 3 | 23 |

| TEAM | SCORING PLAY | TIME |
|--------|---|---------|
| Rams | T.Gurley 3 yd. pass from J.Goff (kick failed, wr) | 1-8:54 |
| Titans | R.Succop 25 yd. Field Goal | 1-1:13 |
| Titans | W.Woodyard 4 yd. fumble return (R.Succop kick) | 2-5:20 |
| Rams | T.Gurley 80 yd. pass from J.Goff (S.Ficken kick) | 2-4:24 |
| Titans | R.Succop 37 yd. Field Goal | 2-0:19 |
| Rams | S.Watkins 3 yd. pass from J.Goff (S.Ficken kick) | 3-6:40 |
| Titans | D.Murray 6 yd. run (R.Succop kick) | 3-4:23 |
| Titans | R.Succop 27 yd. Field Goal | 4-14:46 |
| Rams | C.Kupp 14 yd. pass from J.Goff (S.Ficken kick) | 4-11:51 |

Missed FGs: S. Ficken 36RU; R. Succop 45WR

Attendance: 60,097

Time of Game: 3:20

Weather: Cloudy, 39° F, wind WSW 11 mph

Referee: Walt Anderson



TEAM STATISTICS

| | Rams | Titans |
|----------------------------|----------|----------|
| TOTAL FIRST DOWNS | 20 | 19 |
| THIRD DOWN EFFICIENCY | 6-14-43% | 3-12-25% |
| FOURTH DOWN EFFICIENCY | 1-2-50% | 0-1-0% |
| TOTAL NET YARDS | 402 | 366 |
| Plays - Avg. | 66-6.1 | 66-5.5 |
| NET YARDS RUSHING | 116 | 97 |
| Rushes - Avg. | 26-4.5 | 26-3.7 |
| NET YARDS PASSING | 286 | 269 |
| Sacks - Yards Lost | 1-15 | 1-6 |
| PASS ATT-COMP-INT | 39-22-0 | 39-22-1 |
| PUNTS - Avg. | 4-50.0 | 4-36.3 |
| PUNT RETURNS - Yards | 1-3 | 2-12 |
| KICKOFF RETURNS - Yards | 4-87 | 3-109 |
| INTERCEPTIONS - Yards | 1-2 | 0-0 |
| PENALTIES Number and Yards | 5-44 | 5-54 |
| FUMBLES - Lost | 2-1 | 1-0 |
| TOUCHDOWNS | 4 | 2 |
| FIELD GOALS Made-Attempts | 0-1 | 3-4 |
| RED ZONE EFFICIENCY | 3-4-75% | 1-4-25% |
| GOAL TO GO EFFICIENCY | 2-3-67% | 0-1-0% |
| SAFETIES | 0 | 0 |
| GIVEAWAYS | 1 | 1 |
| TAKEAWAYS | 1 | 1 |
| TIME OF POSSESSION | 30:04 | 29:56 |

RAMS STARTERS

OFFENSE

| | | |
|----|----|--------------|
| WR | 18 | C.Kupp |
| TE | 89 | T.Higbee |
| LT | 77 | A.Whitworth |
| LG | 76 | R.Saffold |
| C | 65 | J.Sullivan |
| RG | 68 | J.Brown |
| RT | 79 | R.Havenstein |
| WR | 12 | S.Watkins |
| WR | 17 | R.Woods |
| QB | 16 | J.Goff |
| HB | 30 | T.Gurley |

DEFENSE

| | | |
|-----|----|--------------|
| DE | 90 | M.Brockers |
| NT | 93 | E.Westbrooks |
| DT | 99 | A.Donald |
| OLB | 94 | R.Quinn |
| OLB | 98 | C.Barwin |
| ILB | 52 | A.Ogletree |
| ILB | 58 | C.Littleton |
| LCB | 22 | T.Johnson |
| CB | 32 | T.Hill |
| FS | 20 | L.Joyner |
| SS | 43 | J.Johnson |

TITANS STARTERS

OFFENSE

| | | |
|----|----|------------|
| WR | 18 | R.Matthews |
| TE | 88 | L.Stocker |
| LT | 77 | T.Lewan |
| LG | 67 | Q.Spain |
| C | 60 | B.Jones |
| RG | 64 | J.Kline |
| RT | 78 | J.Conklin |
| WR | 84 | C.Davis |
| QB | 8 | M.Mariota |
| TE | 81 | J.Smith |
| RB | 29 | D.Murray |

DEFENSE

| | | |
|-----|----|--------------|
| CB | 33 | T.Smith |
| NT | 96 | S.Williams |
| DT | 99 | J.Casey |
| OLB | 91 | D.Morgan |
| ILB | 59 | W.Woodyard |
| ILB | 54 | A.Williamson |
| OLB | 98 | B.Orakpo |
| CB | 25 | A.Jackson |
| CB | 23 | B.McCain |
| SS | 37 | J.Cyprien |
| FS | 31 | K.Byard |

RAMS INDIVIDUAL STATISTICS

| Rushing | Att | Yds | Avg | Lg | TD |
|----------|-----|-----|------|----|----|
| T.Gurley | 22 | 118 | 5.4 | 34 | 0 |
| M.Brown | 1 | 4 | 4.0 | 4 | 0 |
| J.Goff | 3 | -6 | -2.0 | 2 | 0 |
| Total | 26 | 116 | 4.5 | 34 | 0 |

| Passing | Att | Cmp | Yds | TD | Lg | IN | Rt |
|-----------|-----|-----|-----|----|----|----|-------|
| J. Goff | 38 | 22 | 301 | 4 | 80 | 0 | 118.4 |
| J. Hekker | 1 | 0 | 0 | 0 | 0 | 0 | 39.6 |
| Total | 39 | 22 | 391 | 4 | 80 | 0 | 115.4 |

| Receiving | No | Yds | Avg | Lg | TD |
|-----------|----|-----|------|----|----|
| T.Gurley | 10 | 158 | 15.8 | 80 | 2 |
| C.Kupp | 4 | 65 | 16.3 | 34 | 1 |
| R.Woods | 3 | 33 | 11.0 | 13 | 0 |
| S.Watkins | 3 | 30 | 10.0 | 16 | 1 |
| T.Higbee | 2 | 15 | 7.5 | 10 | 0 |
| Total | 22 | 301 | 13.7 | 80 | 4 |

| Interceptions | No | Yds | Avg | Lg | TD |
|---------------|----|-----|-----|----|----|
| C. Littleton | 1 | 2 | 2.0 | 2 | 0 |
| Total | 1 | 2 | 2.0 | 2 | 0 |

Leading Tacklers (Press Box Totals)

T. Hill 9-9-0; J. Johnson 7-5-2; C. Littleton 7-3-4

Sacks: C. Littleton 1 FF: A. Donald 1 FR: None

TITANS INDIVIDUAL STATISTICS

| Rushing | Att | Yds | Avg | Lg | TD |
|------------|-----|-----|-----|----|----|
| D. Murray | 15 | 48 | 3.2 | 9 | 1 |
| D. Henry | 8 | 25 | 3.1 | 10 | 0 |
| M. Mariota | 3 | 24 | 8.0 | 14 | 0 |
| Total | 26 | 97 | 3.7 | 14 | 1 |

| Passing | Att | Cmp | Yds | TD | Lg | IN | Rt |
|------------|-----|-----|-----|----|----|----|------|
| M. Mariota | 39 | 22 | 275 | 0 | 37 | 1 | 67.8 |
| Total | 39 | 22 | 275 | 0 | 37 | 1 | 67.8 |

| Receiving | No | Yds | Avg | Lg | TD |
|------------|----|-----|------|----|----|
| C.Davis | 6 | 91 | 15.2 | 37 | 0 |
| E.Decker | 6 | 73 | 12.2 | 25 | 0 |
| D.Walker | 3 | 33 | 11.0 | 15 | 0 |
| D.Murray | 3 | 11 | 3.7 | 4 | 0 |
| R.Matthews | 2 | 48 | 24.0 | 25 | 0 |
| J.Smith | 1 | 13 | 13.0 | 13 | 0 |
| D.Henry | 1 | 6 | 6.0 | 6 | 0 |
| Total | 22 | 275 | 12.5 | 37 | 0 |

| Interceptions | No | Yds | Avg | Lg | TD |
|---------------|----|-----|-----|----|----|
| Total | 0 | 0 | - | - | 0 |

Leading Tacklers (Coaching Totals)

J. Casey 7-7-0; T. Smith 6-6-0; A. Williamson 6-5-1

Sacks: Team 1 FF: J. Casey 1 FR: W. Woodyard 1

TITANS-JAGUARS: GAME SUMMARY



Titans 15, Jaguars 10
Week 17 • Sunday, Dec. 31, 2017 • 3:25 p.m. CT • Nissan Stadium



GAME RECAP

In Week 17 of the 2017 season, the Titans hosted the division rival Jacksonville Jaguars and closed out the regular season with a 15-10 victory. With the win, Tennessee earned its first playoff berth since 2008.

The first quarter of play saw both teams punt on every possession. The Titans began the second quarter with possession of the ball, and on just the second play quarterback **Marcus Mariota** connected with running back **Derrick Henry** for a 66-yard touchdown reception. The extra point attempt was blocked as Tennessee got on the board first, 6-0. The Jaguars offense regained possession but on third-and-11, cornerback **Kalan Reed** broke up a pass intended for Jaguars wide receiver **Allen Hurns**. Jacksonville was forced to settle for a field goal as they cut the Titans' lead, 6-3.

Later in the second quarter, Tennessee punted the ball and Jaguars returner **Jaydon Mickens** was set to receive the punt. However, Mickens muffed the punt, touching the ball but losing possession. Tight end **Phillip Supernaw** recovered the ball at the Jacksonville 23-yard line, and an unnecessary roughness penalty on the Jaguars gave Tennessee a first-and-10 at the Jacksonville 12-yard line. Tennessee capitalized on the turnover, tacking on a 25-yard field goal to increase the lead, 9-3.

Immediately on Jacksonville's next offensive snap, Jaguars quarterback **Blake Bortles** completed a pass to Jaguars wide receiver **Keelan Cole**. However, cornerback **Adoree' Jackson** caused Cole to fumble the ball and linebacker **Jayon Brown** recovered it. Tennessee capitalized on another turnover, adding a K **Ryan Succop** 39-yard field goal to head into halftime ahead by a score of 12-3.

In the third quarter Tennessee was able to craft another scoring drive with first down help on a reception from wide receiver **Eric Decker** and a first down rush from Henry. Succop converted his third field goal of the contest as the Titans took a 15-3 lead.

On the first Jaguars drive of the fourth quarter, safety **Kevin Byard** snatched possession back for the Titans as he intercepted Bortles for 29 yards. However, on the ensuing Tennessee drive, Mariota collided with Henry as he attempted to hand the ball off. Mariota fumbled the ball, which was recovered and returned for a 67-yard touchdown by Jaguars defensive end **Yannick Ngakoue** to make it a 15-10 game.

With 18 second remaining in regulation and Jacksonville at their own 18-yard line, Byard picked off Bortles again to help secure a 15-10 victory. Tennessee completed the season sweep of Jacksonville as the Titans earned a spot in the postseason.

SCORING

| | 1 | 2 | 3 | 4 | Final |
|--------------|---|----|---|---|-------|
| Jacksonville | 0 | 3 | 0 | 7 | 10 |
| Tennessee | 0 | 12 | 3 | 0 | 15 |

| TEAM | SCORING PLAY | TIME |
|---------|---|---------|
| Titans | D.Henry 66 yd. pass from M.Mariota (kick blocked) | 2-14:04 |
| Jaguars | J.Lambo 41 yd. Field Goal | 2-10:14 |
| Titans | R.Succop 25 yd. Field Goal | 2-1:21 |
| Titans | R.Succop 39 yd. Field Goal | 2-0:00 |
| Titans | R.Succop 38 yd. Field Goal | 3-7:42 |
| Jaguars | Y.Ngakoue 67 yd. fumble return (J.Lambo kick) | 4-10:48 |

Missed FGs: None

Attendance: 65,501

Time of Game: 3:05

Weather: Clear, 23° F, wind NE 5 mph

Referee: Tony Corrente



TEAM STATISTICS

| | Jaguars | Titans |
|----------------------------|----------|----------|
| TOTAL FIRST DOWNS | 13 | 11 |
| THIRD DOWN EFFICIENCY | 6-16-38% | 3-16-19% |
| FOURTH DOWN EFFICIENCY | 0-0-0% | 1-1-100% |
| TOTAL NET YARDS | 229 | 232 |
| Plays - Avg. | 60-3.8 | 63-3.7 |
| NET YARDS RUSHING | 83 | 116 |
| Rushes - Avg. | 24-3.5 | 39-3.0 |
| NET YARDS PASSING | 146 | 116 |
| Sacks - Yards Lost | 2-12 | 3-18 |
| PASS ATT-COMP-INT | 34-15-2 | 21-12-0 |
| PUNTS - Avg. | 8-42.0 | 9-42.6 |
| PUNT RETURNS - Yards | 4-13 | 4-19 |
| KICKOFF RETURNS - Yards | 3-58 | 0-0 |
| INTERCEPTIONS - Yards | 0-0 | 2-30 |
| PENALTIES Number and Yards | 6-41 | 2-15 |
| FUMBLES - Lost | 4-2 | 1-1 |
| TOUCHDOWNS | 1 | 1 |
| FIELD GOALS Made-Attempts | 1-1 | 3-3 |
| RED ZONE EFFICIENCY | 0-1-0% | 0-2-0% |
| GOAL TO GO EFFICIENCY | 0-0-0% | 0-0-0% |
| SAFETIES | 0 | 0 |
| GIVEAWAYS | 4 | 1 |
| TAKEAWAYS | 1 | 4 |
| TIME OF POSSESSION | 26:33 | 33:27 |

JAGUARS STARTERS

| OFFENSE | DEFENSE |
|-----------------------|--------------------|
| WR 12 D.Westbrook | DE 91 Y.Ngakoue |
| LT 72 J.Wells | NT 99 M.Dareus |
| LG 77 P.Omameh | DT 97 M.Jackson |
| C 65 B.Linder | DE 93 C.Campbell |
| RG 60 A.Cann | WLB 50 T.Smith |
| RT 78 J.Parnell | MLB 51 P.Posluszny |
| TE 89 M.Lewis | SLB 44 M.Jack |
| WR 84 K.Cole | LCB 20 J.Ramsey |
| QB 5 B.Bortles | RCB 21 A.Bouye |
| TE 80 J.O'Shaughnessy | SS 42 B.Church |
| RB 27 L.Fournette | FS 39 T.Gipson |

TITANS STARTERS

| OFFENSE | DEFENSE |
|------------------|---------------------|
| WR 18 R.Matthews | DE 94 A.Johnson |
| TE 88 L.Stocker | NT 96 S.Williams |
| LT 77 T.Lewan | DT 99 J.Casey |
| LG 67 Q.Spain | OLB 91 D.Morgan |
| C 60 B.Jones | ILB 59 W.Woodyard |
| RG 64 J.Kline | ILB 54 A.Williamson |
| RT 78 J.Conklin | OLB 98 B.Orakpo |
| WR 84 C.Davis | CB 25 A.Jackson |
| QB 8 M.Mariota | CB 26 L.Ryan |
| TE 81 J.Smith | SS 37 J.Cyprien |
| RB 22 D.Henry | FS 31 K.Byard |

JAGUARS INDIVIDUAL STATISTICS

| Rushing | Att | Yds | Avg | Lg | TD |
|--------------|-----------|-----------|------------|----------|----------|
| L.Fournette | 19 | 69 | 3.6 | 9 | 0 |
| B.Bortles | 1 | 9 | 9.0 | 9 | 0 |
| T.Yeldon | 4 | 5 | 1.3 | 4 | 0 |
| Total | 24 | 83 | 3.5 | 9 | 0 |

| Passing | Att | Cmp | Yds | TD | Lg | IN | Rt |
|--------------|-----------|-----------|------------|----------|-----------|----------|-------------|
| B. Bortles | 34 | 15 | 158 | 0 | 23 | 2 | 33.7 |
| Total | 34 | 15 | 158 | 0 | 23 | 2 | 33.7 |

| Receiving | No | Yds | Avg | Lg | TD |
|--------------|-----------|------------|-------------|-----------|----------|
| L.Fournette | 4 | 67 | 16.8 | 23 | 0 |
| K.Cole | 4 | 33 | 8.3 | 15 | 0 |
| A.Hurns | 3 | 38 | 12.7 | 18 | 0 |
| M.Lewis | 2 | 13 | 6.5 | 11 | 0 |
| D.Westbrook | 1 | 9 | 9.0 | 9 | 0 |
| T.Yeldon | 1 | -2 | -2.0 | -2 | 0 |
| Total | 15 | 158 | 10.5 | 23 | 0 |

| Interceptions | No | Yds | Avg | Lg | TD |
|---------------|----------|----------|----------|----------|----------|
| Total | 0 | 0 | - | - | 0 |

Leading Tacklers (Press Box Totals)

T. Smith 9-7-2; C. Campbell 7-4-3; B. Church 6-5-1; P. Posluszny 6-3-3

Sacks: E. Ankou 1; M. Dareus 1; B. Church 0.5; D. Fowler 0.5 **FF:** None **FR:** Y. Ngakoue 1

TITANS INDIVIDUAL STATISTICS

| Rushing | Att | Yds | Avg | Lg | TD |
|--------------|-----------|------------|------------|-----------|----------|
| M.Mariota | 10 | 60 | 6.0 | 15 | 0 |
| D.Henry | 28 | 51 | 1.8 | 13 | 0 |
| T.Taylor | 1 | 5 | 5.0 | 5 | 0 |
| Total | 39 | 116 | 3.0 | 15 | 0 |

| Passing | Att | Cmp | Yds | TD | Lg | IN | Rt |
|--------------|-----------|-----------|------------|----------|-----------|----------|-------------|
| M. Mariota | 21 | 12 | 134 | 1 | 66 | 0 | 92.2 |
| Total | 21 | 12 | 134 | 1 | 66 | 0 | 92.2 |

| Receiving | No | Yds | Avg | Lg | TD |
|--------------|-----------|------------|-------------|-----------|----------|
| D.Walker | 3 | 19 | 6.3 | 9 | 0 |
| E.Decker | 3 | 18 | 6.0 | 8 | 0 |
| J.Smith | 3 | 12 | 4.0 | 5 | 0 |
| D.Henry | 1 | 66 | 66.0 | 66 | 1 |
| L.Stocker | 1 | 12 | 12.0 | 12 | 0 |
| R.Matthews | 1 | 7 | 7.0 | 7 | 0 |
| Total | 12 | 134 | 11.2 | 66 | 1 |

| Interceptions | No | Yds | Avg | Lg | TD |
|---------------|----------|-----------|-------------|-----------|----------|
| K. Byard | 2 | 30 | 15.0 | 29 | 0 |
| Total | 2 | 30 | 15.0 | 29 | 0 |

Leading Tacklers (Coaching Totals)

A. Williamson 12-6-6; K. Byard 8-7-1; J. Cyprien 8-4-4

Sacks: J. Casey 1; B. Orakpo 1 **FF:** A. Jackson 1; A. Williamson 1 **FR:** J. Brown 1

TITANS-CHIEFS: GAME SUMMARY



Titans 22, Chiefs 21

Wild Card • Saturday, Jan. 6, 2018 • 3:35 p.m. CT • Arrowhead Stadium



GAME RECAP

In Week 1 of the 2017 playoffs, the Titans traveled to Kansas City to face the Chiefs on Wild Card weekend. Tennessee scored 19 unanswered points in the second half and did not allow the Chiefs to score in the third or fourth quarter, as the Titans won by a score of 22-21 and advanced to the Divisional Round.

Both the Chiefs and Titans punted on their opening possessions. On Kansas City's second possession, Chiefs QB **Alex Smith** drove his offense down the field with help by a 45-yard reception from Chiefs WR **Tyreek Hill** and a 27-yard reception from Chiefs TE **Travis Kelce**. On second-and-one from the Tennessee one-yard line, Chiefs RB **Kareem Hunt** ran up the middle for a one-yard touchdown and a 7-0 Chiefs lead. On the following Kansas City possession, the Chiefs doubled their lead as Smith hit Kelce for a 13-yard touchdown to put Kansas City up, 14-0.

With the Titans offense driving in the second quarter, QB **Marcus Mariota** had the ball on the Kansas City 21-yard line. On second-and-10, he threw an interception to Chiefs CB **Marcus Peters** who returned the pick for 28 yards. However, the Tennessee defense came up big as Kansas City couldn't capitalize and was forced to punt. As the Titans regained possession, Mariota connected with TE **Delanie Walker** for a 22-yard reception and WR **Corey Davis** for an 11-yard catch. The Titans entered field goal range and got on the board with a 49-yard kick, 14-3 Chiefs. Kansas City took the field and strung together a 79-yard scoring drive that culminated in a 14-yard touchdown pass from Smith to Chiefs WR **Demarcus Robinson** with three seconds left to play in the second quarter. Kansas City took a 21-3 lead into halftime.

On the Titans' first drive of the second half, Mariota led the offense into the red zone after he rushed for two first downs and RB **Derrick Henry** contributed both a 29-yard receiving and 12-yard rushing first down. On third-and-six from the Kansas City six-yard line, Mariota's pass was deflected by Chiefs CB **Darrelle Revis**, but it bounced back into Mariota's hands and he ran it in for a touchdown. Mariota became the first quarterback to catch a touchdown pass in a playoff game since the 1970 AFC-NFC merger, and he also became the first quarterback in league history to complete a touchdown pass to himself in the playoffs. Tennessee narrowed the Chiefs lead, 21-10.

The Titans had the ball at the Kansas City 35-yard line to start the fourth quarter, and on the second play Henry ran up the middle for a 35-yard touchdown. Tennessee attempted a two-point conversion but failed as they edged closer, 21-16 Kansas City. After forcing the Chiefs to punt, Tennessee regained possession and tacked on another score as Mariota hit WR **Eric Decker** for a 22-yard touchdown. The two-point conversion failed as Tennessee took the lead, 22-21.

Kansas City couldn't string together a comeback as the Titans came back from the second-largest deficit by a road team in NFL playoff history to win their first postseason contest in 14 years.

SCORING

| | 1 | 2 | 3 | 4 | Final |
|-------------|----|---|---|----|-------|
| Tennessee | 0 | 3 | 7 | 12 | 22 |
| Kansas City | 14 | 7 | 0 | 0 | 21 |

| TEAM | SCORING PLAY | TIME |
|--------|---|---------|
| Chiefs | K.Hunt 1 yd. run (H.Butker kick) | 1-7:37 |
| Chiefs | T.Kelce 13 yd. pass from A.Smith (H.Butker kick) | 1-2:15 |
| Titans | R.Succop 49 yd. Field Goal | 2-1:55 |
| Chiefs | D.Robinson 14 yd. pass from A.Smith (H.Butker kick) | 2-0:03 |
| Titans | M.Mariota 6 yd. pass from M.Mariota (R.Succop kick) | 3-6:31 |
| Titans | D.Henry 35 yd. run (pass failed) | 4-14:08 |
| Titans | E.Decker 22 yd. pass from M.Mariota (pass failed) | 4-6:06 |

Missed FGs: H. Butker 48LU

Attendance: 73,319

Time of Game: 3:14

Weather: 33° F, wind SE 10 mph

Referee: Jeff Triplette



TEAM STATISTICS

| | Titans | Chiefs |
|----------------------------|----------|----------|
| TOTAL FIRST DOWNS | 23 | 19 |
| THIRD DOWN EFFICIENCY | 8-13-62% | 4-11-36% |
| FOURTH DOWN EFFICIENCY | 0-0-0% | 0-1-0% |
| TOTAL NET YARDS | 397 | 325 |
| Plays - Avg. | 64-6.2 | 53-6.1 |
| NET YARDS RUSHING | 202 | 69 |
| Rushes - Avg. | 31-6.5 | 16-4.3 |
| NET YARDS PASSING | 195 | 256 |
| Sacks - Yards Lost | 2-10 | 4-8 |
| PASS ATT-COMP-INT | 31-19-1 | 33-24-0 |
| PUNTS - Avg. | 3-43.7 | 5-50.0 |
| PUNT RETURNS - Yards | 3-18 | 2-8 |
| KICKOFF RETURNS - Yards | 3-55 | 4-83 |
| INTERCEPTIONS - Yards | 0-0 | 1-28 |
| PENALTIES Number and Yards | 8-50 | 8-68 |
| FUMBLES - Lost | 2-1 | 0-0 |
| TOUCHDOWNS | 3 | 3 |
| FIELD GOALS Made-Attempts | 1-1 | 0-1 |
| RED ZONE EFFICIENCY | 1-2-50% | 3-3-100% |
| GOAL TO GO EFFICIENCY | 1-1-100% | 1-1-100% |
| SAFETIES | 0 | 0 |
| GIVEAWAYS | 2 | 0 |
| TAKEAWAYS | 0 | 2 |
| TIME OF POSSESSION | 32:28 | 27:32 |

TITANS STARTERS

| OFFENSE | | DEFENSE | |
|---------|------------|---------|--------------|
| WR 18 | R.Matthews | DE 94 | A.Johnson |
| TE 82 | D.Walker | DT 99 | J.Casey |
| LT 77 | T.Lewan | OLB 91 | D.Morgan |
| LG 67 | Q.Spain | ILB 59 | W.Woodyard |
| C 60 | B.Jones | ILB 54 | A.Williamson |
| RG 64 | J.Kline | OLB 98 | B.Orakpo |
| RT 78 | J.Conklin | CB 25 | A.Jackson |
| TE 81 | J.Smith | SS 37 | J.Cyprien |
| WR 84 | C.Davis | FS 31 | K.Byard |
| QB 8 | M.Mariota | CB 26 | L.Ryan |
| RB 22 | D.Henry | CB 33 | T.Smith |

CHIEFS STARTERS

| OFFENSE | | DEFENSE | |
|---------|-------------------|---------|------------|
| WR 10 | T.Hill | LDE 95 | C.Jones |
| LT 72 | E.Fisher | NT 96 | B.Logan |
| LG 70 | B.Witzmann | RDE 97 | A.Bailey |
| C 73 | Z.Fulton | LOLB 50 | J.Houston |
| RG 76 | L.Duvernay-Tardif | LILB 56 | D.Johnson |
| RT 71 | M.Schwartz | RILB 59 | R.Ragland |
| TE 87 | T.Kelce | ROLB 51 | F.Zombo |
| WR 14 | D.Robinson | LCB 22 | M.Peters |
| WR 12 | A.Wilson | RCB 20 | S.Nelson |
| QB 11 | A.Smith | S 38 | R.Parker |
| RB 27 | K.Hunt | S 49 | D.Sorensen |

TITANS INDIVIDUAL STATISTICS

| Rushing | Att | Yds | Avg | Lg | TD |
|--------------|-----------|------------|------------|-----------|----------|
| D.Henry | 23 | 156 | 6.8 | 35 | 1 |
| M.Mariota | 8 | 46 | 5.8 | 17 | 0 |
| Total | 31 | 202 | 6.5 | 35 | 1 |

| Passing | Att | Cmp | Yds | TD | Lg | IN | Rt |
|--------------|-----------|-----------|------------|----------|-----------|----------|-------------|
| M. Mariota | 31 | 19 | 205 | 2 | 29 | 1 | 88.8 |
| Total | 31 | 19 | 205 | 2 | 29 | 1 | 88.8 |

| Receiving | No | Yds | Avg | Lg | TD |
|--------------|-----------|------------|-------------|-----------|----------|
| D.Walker | 6 | 74 | 12.3 | 22 | 0 |
| C.Davis | 4 | 35 | 8.8 | 13 | 0 |
| D.Henry | 2 | 35 | 17.5 | 29 | 0 |
| E.Decker | 2 | 21 | 10.5 | 22 | 1 |
| J.Smith | 2 | 15 | 7.5 | 10 | 0 |
| R.Matthews | 1 | 15 | 15.0 | 15 | 0 |
| M.Mariota | 1 | 6 | 6.0 | 6 | 1 |
| T.Taylor | 1 | 4 | 4.0 | 4 | 0 |
| Total | 19 | 205 | 10.8 | 29 | 2 |

| Interceptions | No | Yds | Avg | Lg | TD |
|---------------|----------|----------|----------|----------|----------|
| Total | 0 | 0 | - | - | 0 |

Leading Tacklers (Coaching Totals)

J. Casey 8-4-4; W. Woodyard 8-4-4; D. Morgan 7-5-2

Sacks: B. Orakpo 1.5; D. Morgan 1; S. Williams 1; W. Woodyard 0.5 FF: None FR: None

CHIEFS INDIVIDUAL STATISTICS

| Rushing | Att | Yds | Avg | Lg | TD |
|--------------|-----------|-----------|------------|-----------|----------|
| K.Hunt | 11 | 42 | 3.8 | 16 | 1 |
| T.Hill | 1 | 14 | 14.0 | 14 | 0 |
| A.Smith | 4 | 13 | 3.3 | 11 | 0 |
| Total | 16 | 69 | 4.3 | 16 | 1 |

| Passing | Att | Cmp | Yds | TD | Lg | IN | Rt |
|--------------|-----------|-----------|------------|----------|-----------|----------|--------------|
| A. Smith | 33 | 24 | 264 | 2 | 45 | 0 | 116.2 |
| Total | 33 | 24 | 264 | 2 | 45 | 0 | 116.2 |

| Receiving | No | Yds | Avg | Lg | TD |
|--------------|-----------|------------|-------------|-----------|----------|
| T.Hill | 7 | 87 | 12.4 | 45 | 0 |
| T.Kelce | 4 | 66 | 16.5 | 27 | 1 |
| D.Robinson | 4 | 57 | 14.3 | 15 | 1 |
| K.Hunt | 3 | 5 | 1.7 | 7 | 0 |
| A.Wilson | 2 | 26 | 13.0 | 18 | 0 |
| D.Harris | 2 | 22 | 11.0 | 13 | 0 |
| C.West | 2 | 1 | 0.5 | 3 | 0 |
| Total | 24 | 264 | 11.0 | 45 | 2 |

| Interceptions | No | Yds | Avg | Lg | TD |
|---------------|----------|-----------|-------------|-----------|----------|
| M. Peters | 1 | 28 | 28.0 | 28 | 0 |
| Total | 1 | 28 | 28.0 | 28 | 0 |

Leading Tacklers (Press Box Totals)

R. Ragland 9-5-4; D. Johnson 8-6-2; F. Zombo 7-3-4

Sacks: J. Houston 1; D. Johnson 1 FF: K. Pierre-Louis 1 FR: None

TITANS-PATRIOTS: GAME SUMMARY



Titans 14, Patriots 35

Divisional Round • Saturday, Jan. 13, 2018 • 8:15 p.m. ET • Gillette Stadium

GAME RECAP

In the AFC Divisional Playoff round of the 2017 season, the Titans traveled to New England to face the Patriots and were eliminated from postseason contention with a 35-14 loss.

The Titans defense forced New England to punt on both of the Patriots' first quarter possessions. On Tennessee's second possession of the game, the Titans drove efficiently down the field and constructed a 95-yard scoring drive. QB **Marcus Mariota** scrambled for two first downs, and connected with both TE **Delanie Walker** for a 36-yard pass and WR **Rishard Matthews** for an eight-yard third-down conversion pass. The drive resulted in Mariota hitting WR **Corey Davis** for a 15-yard touchdown as the Titans took an early 7-0 Titans lead.

In the second quarter, New England responded with three consecutive touchdown drives. Patriots RB **James White** scored on back-to-back possessions, first on a five-yard touchdown pass from Patriots QB **Tom Brady**, and on the ensuing drive, White rushed into the endzone for a six-yard touchdown. The Patriots got ahead, 14-7. On New England's third possession of the second quarter, Brady led the Patriots on a 91-yard scoring drive that resulted in a four-yard touchdown pass to Patriots WR **Chris Hogan**. New England took a 21-7 lead heading into halftime.

In the third quarter, Patriots RB **Brandon Bolden** rushed in a two-yard touchdown as New England increased its lead, 28-7.

On the Patriots opening drive of the fourth quarter, Brady engineered a 90-yard drive that resulted in a four-yard touchdown pass to Patriots TE **Rob Gronkowski**. New England widened its lead, 35-7. Later in the fourth quarter, Tennessee put up its second score on a 16-play drive. Mariota connected with WR **Eric Decker** for two first downs and Matthews for one first down, before linking with Davis again for an 11-yard touchdown pass. The Titans doubled their points with Davis' second score of the game, 35-14 New England.

The Titans ultimately couldn't construct a comeback and were knocked out of post-season contention with a final score of 35-14.

SCORING

| | 1 | 2 | 3 | 4 | Final |
|--------------------|----------|-----------|----------|----------|-----------|
| Tennessee | 7 | 0 | 0 | 7 | 14 |
| New England | 0 | 21 | 7 | 7 | 35 |

| TEAM | SCORING PLAY | TIME |
|----------|--|---------|
| Titans | C.Davis 15 yd. pass from M.Mariota (R.Succop kick) | 1-1:14 |
| Patriots | J.White 5 yd. pass from T.Brady (S.Gostkowski kick) | 2-13:18 |
| Patriots | J.White 6 yd. run (S.Gostkowski kick) | 2-9:20 |
| Patriots | C.Hogan 4 yd. pass from T.Brady (S.Gostkowski kick) | 2-1:52 |
| Patriots | B.Bolden 2 yd. run (S.Gostkowski kick) | 3-4:02 |
| Patriots | R.Gronkowski 4 yd. pass from T.Brady (S.Gostkowski kick) | 4-10:22 |
| Titans | C.Davis 11 yd. pass from M.Mariota (R.Succop kick) | 4-1:55 |

Missed FGs: S. Gostkowski 53WL

Attendance: 65,878

Time of Game: 3:25

Weather: 24° F, wind NW 12 mph

Referee: Ronald Torbert



TEAM STATISTICS

| | Titans | Patriots |
|----------------------------|----------|-----------|
| TOTAL FIRST DOWNS | 15 | 31 |
| THIRD DOWN EFFICIENCY | 5-15-33% | 11-17-65% |
| FOURTH DOWN EFFICIENCY | 2-3-67% | 0-0-0% |
| TOTAL NET YARDS | 267 | 438 |
| Plays - Avg. | 61-4.4 | 80-5.5 |
| NET YARDS RUSHING | 65 | 101 |
| Rushes - Avg. | 16-4.1 | 27-3.7 |
| NET YARDS PASSING | 202 | 337 |
| Sacks - Yards Lost | 8-52 | 0-0 |
| PASS ATT-COMP-INT | 37-22-0 | 53-35-0 |
| PUNTS - Avg. | 7-45.1 | 4-42.3 |
| PUNT RETURNS - Yards | 1-0 | 3-27 |
| KICKOFF RETURNS - Yards | 4-83 | 1-27 |
| INTERCEPTIONS - Yards | 0-0 | 0-0 |
| PENALTIES Number and Yards | 10-62 | 4-37 |
| FUMBLES - Lost | 0-0 | 0-0 |
| TOUCHDOWNS | 2 | 5 |
| FIELD GOALS Made-Attempts | 0-0 | 0-1 |
| RED ZONE EFFICIENCY | 2-2-100% | 5-5-100% |
| GOAL TO GO EFFICIENCY | 0-0-0% | 5-5-100% |
| SAFETIES | 0 | 0 |
| GIVEAWAYS | 0 | 0 |
| TAKEAWAYS | 0 | 0 |
| TIME OF POSSESSION | 27:04 | 32:56 |

TITANS STARTERS

OFFENSE

| | |
|-------|------------|
| WR 18 | R.Matthews |
| TE 82 | D.Walker |
| LT 77 | T.Lewan |
| LG 67 | Q.Spain |
| C 60 | B.Jones |
| RG 64 | J.Kline |
| RT 78 | J.Conklin |
| WR 84 | C.Davis |
| WR 87 | E.Decker |
| QB 8 | M.Mariota |
| RB 22 | D.Henry |

DEFENSE

| | |
|--------|--------------|
| DT 96 | S.Williams |
| DT 99 | J.Casey |
| OLB 91 | D.Morgan |
| ILB 59 | W.Woodyard |
| ILB 54 | A.Williamson |
| OLB 98 | B.Orakpo |
| CB 25 | A.Jackson |
| SS 33 | T.Smith |
| CB 26 | L.Ryan |
| FS 31 | K.Byard |
| S 37 | J.Cyprien |

PATRIOTS STARTERS

OFFENSE

| | |
|-------|--------------|
| WR 14 | B.Cooks |
| LT 77 | N.Solder |
| LG 62 | J.Thuney |
| C 60 | D.Andrews |
| RG 69 | S.Mason |
| RT 68 | L.Waddle |
| TE 87 | R.Gronkowski |
| WR 15 | C.Hogan |
| QB 12 | T.Brady |
| RB 33 | D.Lewis |
| WR 80 | D.Amendola |

DEFENSE

| | |
|--------|-----------|
| LE 55 | E.Lee |
| DT 93 | L.Guy |
| DT 90 | M.Brown |
| RE 98 | T.Flowers |
| LB 53 | K.Van Noy |
| LB 52 | E.Roberts |
| RCB 24 | S.Gilmore |
| LCB 21 | M.Butler |
| DB 25 | E.Rowe |
| S 32 | D.McCourt |
| S 23 | P.Chung |

TITANS INDIVIDUAL STATISTICS

| Rushing | Att | Yds | Avg | Lg | TD |
|--------------|-----------|-----------|------------|-----------|----------|
| M.Mariota | 4 | 37 | 9.3 | 11 | 0 |
| D.Henry | 12 | 28 | 2.3 | 4 | 0 |
| Total | 16 | 65 | 4.1 | 11 | 0 |

| Passing | Att | Cmp | Yds | TD | Lg | IN | Rt |
|--------------|-----------|-----------|------------|----------|-----------|----------|-------------|
| M. Mariota | 37 | 22 | 254 | 2 | 36 | 0 | 98.3 |
| Total | 37 | 22 | 254 | 2 | 36 | 0 | 98.3 |

| Receiving | No | Yds | Avg | Lg | TD |
|--------------|-----------|------------|-------------|-----------|----------|
| E.Decker | 6 | 85 | 14.2 | 22 | 0 |
| C.Davis | 5 | 63 | 12.6 | 17 | 2 |
| D.Walker | 3 | 49 | 16.3 | 36 | 0 |
| R.Matthews | 3 | 27 | 9.0 | 12 | 0 |
| D.Henry | 3 | 21 | 7.0 | 14 | 0 |
| T.Taylor | 1 | 5 | 5.0 | 5 | 0 |
| J.Smith | 1 | 4 | 4.0 | 4 | 0 |
| Total | 22 | 254 | 11.5 | 36 | 2 |

| Interceptions | No | Yds | Avg | Lg | TD |
|---------------|----------|----------|----------|----------|----------|
| Total | 0 | 0 | - | - | 0 |

Leading Tacklers (Coaching Totals)

L. Ryan 11-9-2; K. Byard 10-9-1; J. Casey 6-5-1

Sacks: None **FF:** None **FR:** None

PATRIOTS INDIVIDUAL STATISTICS

| Rushing | Att | Yds | Avg | Lg | TD |
|--------------|-----------|------------|------------|-----------|----------|
| D.Lewis | 15 | 62 | 4.1 | 10 | 0 |
| B.Bolden | 4 | 27 | 6.8 | 20 | 1 |
| J.White | 4 | 11 | 2.8 | 6 | 1 |
| T.Brady | 1 | 2 | 2.0 | 2 | 0 |
| B.Hoyer | 3 | -1 | -0.3 | 0 | 0 |
| Total | 27 | 101 | 3.7 | 20 | 2 |

| Passing | Att | Cmp | Yds | TD | Lg | IN | Rt |
|--------------|-----------|-----------|------------|----------|-----------|----------|--------------|
| T. Brady | 53 | 35 | 337 | 3 | 31 | 0 | 102.5 |
| Total | 53 | 35 | 337 | 3 | 31 | 0 | 102.5 |

| Receiving | No | Yds | Avg | Lg | TD |
|--------------|-----------|------------|------------|-----------|----------|
| D.Amendola | 11 | 112 | 10.2 | 25 | 0 |
| D.Lewis | 9 | 79 | 8.8 | 31 | 0 |
| R.Gronkowski | 6 | 81 | 13.5 | 27 | 1 |
| J.White | 4 | 29 | 7.3 | 14 | 1 |
| B.Cooks | 3 | 32 | 10.7 | 13 | 0 |
| C.Hogan | 1 | 4 | 4.0 | 4 | 1 |
| J.Hollister | 1 | 0 | 0.0 | 0 | 0 |
| Total | 35 | 337 | 9.6 | 31 | 3 |

Interceptions

| No | Yds | Avg | Lg | TD |
|--------------|----------|----------|----------|----------|
| Total | 0 | 0 | - | 0 |

Leading Tacklers (Press Box Totals)

E. Rowe 5-4-1; M. Flowers 4-4-0; M. Butler 4-4-0

Sacks: G. Grissom 2; D. Wise 2; A. Butler 1; R. Jean Francois 1; M. Flowers 1; T. Flowers 1 **FF:** None **FR:** None



MISCELLANEOUS STATISTICS

TENNESSEE TITANS RECORD WHEN ...

| | 2017 | | 2016 | | 2015 | | 2014 | | 2013 | | 2012 | | 2011 | | 2010 | | 2009 | | 2008 | | 10-YR. TOTAL | | |
|----------------------------------|------|---|------|---|------|----|------|----|------|---|------|----|------|---|------|----|------|---|------|---|--------------|----|-------|
| | W | L | W | L | W | L | W | L | W | L | W | L | W | L | W | L | W | L | W | L | W | L | Pct. |
| Overall Record | 9 | 7 | 9 | 7 | 3 | 13 | 2 | 14 | 7 | 9 | 6 | 10 | 9 | 7 | 6 | 10 | 8 | 8 | 13 | 3 | 72 | 88 | 0.450 |
| Home | 6 | 2 | 5 | 3 | 1 | 7 | 1 | 7 | 3 | 5 | 4 | 4 | 5 | 3 | 3 | 5 | 5 | 3 | 7 | 1 | 40 | 40 | 0.500 |
| Away | 3 | 5 | 4 | 4 | 2 | 6 | 1 | 7 | 4 | 4 | 2 | 6 | 4 | 4 | 3 | 5 | 3 | 5 | 6 | 2 | 32 | 48 | 0.400 |
| By Month | | | | | | | | | | | | | | | | | | | | | | | |
| September | 2 | 1 | 1 | 2 | 1 | 2 | 1 | 3 | 3 | 1 | 1 | 3 | 2 | 1 | 2 | 1 | 0 | 3 | 4 | 0 | 17 | 17 | 0.500 |
| October | 2 | 2 | 3 | 2 | 0 | 3 | 1 | 3 | 0 | 3 | 2 | 2 | 2 | 2 | 3 | 2 | 0 | 3 | 3 | 0 | 16 | 22 | 0.421 |
| November | 3 | 1 | 2 | 2 | 1 | 4 | 0 | 4 | 2 | 2 | 1 | 2 | 2 | 2 | 0 | 3 | 5 | 0 | 4 | 1 | 20 | 21 | 0.488 |
| December | 2 | 3 | 2 | 1 | 1 | 3 | 0 | 4 | 2 | 3 | 2 | 3 | 2 | 2 | 1 | 3 | 2 | 2 | 2 | 2 | 16 | 26 | 0.381 |
| January | 0 | 0 | 1 | 0 | 0 | 1 | 0 | 0 | 0 | 0 | 0 | 0 | 1 | 0 | 0 | 1 | 1 | 0 | 0 | 0 | 3 | 2 | 0.600 |
| vs. AFC | 8 | 4 | 6 | 6 | 1 | 11 | 2 | 10 | 6 | 6 | 5 | 7 | 7 | 5 | 3 | 9 | 4 | 8 | 9 | 3 | 51 | 69 | 0.425 |
| South | 5 | 1 | 2 | 4 | 1 | 5 | 1 | 5 | 2 | 4 | 1 | 5 | 3 | 3 | 2 | 4 | 2 | 4 | 4 | 2 | 23 | 37 | 0.383 |
| East | 0 | 1 | 1 | 0 | 0 | 4 | 0 | 1 | 1 | 0 | 3 | 1 | 1 | 0 | 0 | 1 | 2 | 2 | 0 | 1 | 8 | 11 | 0.421 |
| West | 0 | 1 | 2 | 2 | 0 | 1 | 1 | 0 | 2 | 2 | 0 | 1 | 1 | 0 | 1 | 3 | 0 | 1 | 1 | 0 | 8 | 11 | 0.421 |
| North | 3 | 1 | 1 | 0 | 0 | 1 | 0 | 4 | 1 | 0 | 1 | 0 | 2 | 2 | 0 | 1 | 0 | 1 | 4 | 0 | 12 | 10 | 0.545 |
| vs. NFC | 1 | 3 | 3 | 1 | 2 | 2 | 0 | 4 | 1 | 3 | 1 | 3 | 2 | 2 | 3 | 1 | 4 | 0 | 4 | 0 | 21 | 19 | 0.525 |
| South | 0 | 0 | 0 | 0 | 2 | 2 | 0 | 0 | 0 | 0 | 0 | 0 | 2 | 2 | 0 | 0 | 0 | 0 | 0 | 0 | 4 | 4 | 0.500 |
| East | 0 | 0 | 0 | 0 | 0 | 0 | 0 | 4 | 0 | 0 | 0 | 0 | 0 | 0 | 3 | 1 | 0 | 0 | 0 | 0 | 3 | 5 | 0.375 |
| North | 0 | 0 | 3 | 1 | 0 | 0 | 0 | 0 | 0 | 0 | 1 | 3 | 0 | 0 | 0 | 0 | 0 | 0 | 4 | 0 | 8 | 4 | 0.667 |
| West | 1 | 3 | 0 | 0 | 0 | 0 | 0 | 0 | 1 | 3 | 0 | 0 | 0 | 0 | 0 | 0 | 4 | 0 | 0 | 0 | 6 | 6 | 0.500 |
| Playing Conditions | | | | | | | | | | | | | | | | | | | | | | | |
| On grass | 8 | 6 | 8 | 5 | 2 | 9 | 2 | 11 | 6 | 7 | 5 | 8 | 8 | 5 | 4 | 9 | 7 | 5 | 10 | 2 | 60 | 67 | 0.472 |
| On synthetic grass | 1 | 1 | 1 | 2 | 1 | 4 | 0 | 3 | 1 | 2 | 1 | 2 | 1 | 2 | 2 | 1 | 1 | 3 | 3 | 1 | 12 | 21 | 0.364 |
| Outdoors | 9 | 6 | 8 | 5 | 2 | 11 | 2 | 14 | 6 | 7 | 6 | 7 | 8 | 5 | 5 | 9 | 8 | 7 | 12 | 2 | 66 | 73 | 0.475 |
| Indoors | 0 | 1 | 1 | 2 | 1 | 2 | 0 | 0 | 1 | 2 | 0 | 3 | 1 | 2 | 1 | 1 | 0 | 1 | 1 | 1 | 6 | 15 | 0.286 |
| Day | 8 | 6 | 8 | 7 | 3 | 12 | 2 | 12 | 7 | 8 | 4 | 10 | 9 | 7 | 5 | 9 | 7 | 5 | 12 | 3 | 65 | 79 | 0.451 |
| Night | 1 | 1 | 1 | 0 | 0 | 1 | 0 | 2 | 0 | 1 | 2 | 0 | 0 | 0 | 1 | 1 | 1 | 3 | 1 | 0 | 7 | 9 | 0.438 |
| Temp. 85 or higher | 1 | 1 | 1 | 1 | 0 | 0 | 0 | 0 | 0 | 0 | 0 | 1 | 0 | 1 | 0 | 1 | 0 | 0 | 1 | 0 | 3 | 5 | 0.375 |
| Temp. 32 or lower | 1 | 0 | 1 | 0 | 0 | 0 | 0 | 1 | 0 | 1 | 0 | 1 | 0 | 0 | 0 | 1 | 0 | 0 | 2 | 0 | 4 | 4 | 0.500 |
| In white jerseys | 2 | 4 | 3 | 6 | 1 | 6 | 2 | 13 | 5 | 3 | 2 | 6 | 5 | 3 | 3 | 5 | 3 | 6 | 4 | 2 | 30 | 54 | 0.357 |
| In navy jerseys | 6 | 1 | 4 | 1 | 2 | 6 | 0 | 1 | 0 | 2 | - | - | - | - | - | - | - | - | 0 | 1 | 12 | 12 | 0.500 |
| In light blue jerseys | 1 | 2 | 2 | 0 | 0 | 1 | 0 | 0 | 2 | 4 | 4 | 4 | 4 | 4 | 3 | 5 | 5 | 2 | 9 | 0 | 30 | 22 | 0.577 |
| Following a win | 5 | 3 | 3 | 5 | 0 | 3 | 0 | 2 | 2 | 4 | 1 | 4 | 4 | 4 | 2 | 4 | 5 | 2 | 10 | 3 | 32 | 34 | 0.485 |
| Following a loss | 4 | 3 | 6 | 1 | 2 | 10 | 1 | 12 | 4 | 5 | 5 | 5 | 5 | 2 | 3 | 6 | 3 | 5 | 2 | 0 | 35 | 49 | 0.417 |
| Win coin toss | 4 | 4 | 6 | 5 | 2 | 5 | 2 | 10 | 4 | 3 | 3 | 7 | 6 | 5 | 4 | 5 | 5 | 4 | 5 | 2 | 41 | 50 | 0.451 |
| Lose coin toss | 5 | 3 | 3 | 2 | 1 | 8 | 0 | 4 | 3 | 6 | 3 | 3 | 3 | 2 | 2 | 5 | 3 | 4 | 8 | 1 | 31 | 38 | 0.449 |
| Titans score on 1st drive | 5 | 1 | 3 | 2 | 1 | 3 | 0 | 2 | 4 | 4 | 3 | 5 | 3 | 1 | 4 | 1 | 3 | 3 | 6 | 0 | 32 | 22 | 0.593 |
| Opp. scores on 1st drive | 3 | 4 | 2 | 6 | 1 | 6 | 1 | 6 | 3 | 4 | 5 | 4 | 1 | 4 | 0 | 4 | 3 | 3 | 3 | 2 | 22 | 43 | 0.338 |
| Titans score first | 7 | 1 | 6 | 3 | 2 | 5 | 0 | 5 | 3 | 4 | 4 | 4 | 5 | 2 | 4 | 2 | 4 | 2 | 9 | 1 | 44 | 29 | 0.603 |
| Opponent scores first | 2 | 6 | 3 | 4 | 1 | 8 | 2 | 9 | 4 | 5 | 2 | 6 | 4 | 5 | 2 | 8 | 4 | 6 | 4 | 2 | 28 | 59 | 0.322 |
| Lead after 1 quarter | 5 | 0 | 6 | 1 | 2 | 2 | 0 | 5 | 2 | 4 | 2 | 0 | 6 | 1 | 5 | 1 | 6 | 1 | 7 | 1 | 41 | 16 | 0.719 |
| Tied after 1 quarter | 3 | 2 | 1 | 0 | 0 | 3 | 1 | 1 | 1 | 1 | 2 | 2 | 1 | 0 | 1 | 4 | 1 | 1 | 3 | 0 | 14 | 14 | 0.500 |
| Trail after 1 quarter | 1 | 5 | 2 | 6 | 1 | 8 | 1 | 8 | 4 | 4 | 2 | 8 | 2 | 6 | 0 | 5 | 1 | 6 | 3 | 2 | 17 | 58 | 0.227 |
| Lead at half | 6 | 1 | 7 | 1 | 2 | 2 | 2 | 5 | 2 | 4 | 6 | 2 | 7 | 2 | 4 | 1 | 5 | 0 | 9 | 0 | 50 | 18 | 0.735 |
| Tied at half | 1 | 1 | 0 | 0 | 0 | 1 | 0 | 1 | 2 | 1 | 0 | 0 | 2 | 0 | 1 | 3 | 2 | 2 | 2 | 0 | 10 | 9 | 0.526 |
| Trail at half | 2 | 5 | 2 | 6 | 1 | 10 | 0 | 8 | 3 | 4 | 0 | 8 | 0 | 5 | 1 | 6 | 1 | 6 | 2 | 3 | 12 | 61 | 0.164 |

| | 2017 | | 2016 | | 2015 | | 2014 | | 2013 | | 2012 | | 2011 | | 2010 | | 2009 | | 2008 | | 10-YR. TOTAL | | |
|--------------------------|------|---|------|---|------|----|------|----|------|---|------|----|------|---|------|----|------|---|------|---|--------------|----|-------|
| | W | L | W | L | W | L | W | L | W | L | W | L | W | L | W | L | W | L | W | L | W | L | Pct. |
| Lead after 3 quarters | 6 | 1 | 7 | 0 | 2 | 3 | 2 | 3 | 4 | 0 | 5 | 1 | 7 | 2 | 5 | 1 | 4 | 0 | 11 | 0 | 53 | 11 | 0.828 |
| Tied after 3 quarters | 1 | 2 | 0 | 0 | 0 | 0 | 0 | 0 | 1 | 1 | 0 | 0 | 0 | 0 | 0 | 2 | 4 | 2 | 1 | 0 | 7 | 7 | 0.500 |
| Trail after 3 quarters | 2 | 4 | 2 | 7 | 1 | 10 | 0 | 11 | 2 | 8 | 1 | 9 | 2 | 5 | 1 | 7 | 0 | 6 | 1 | 3 | 12 | 70 | 0.146 |
| Outcome 7 points or less | 6 | 4 | 6 | 3 | 2 | 6 | 1 | 4 | 6 | 5 | 4 | 3 | 5 | 4 | 1 | 4 | 5 | 3 | 4 | 1 | 40 | 37 | 0.519 |
| Outcome 3 points or less | 2 | 1 | 4 | 0 | 1 | 4 | 1 | 3 | 1 | 3 | 3 | 0 | 2 | 1 | 0 | 3 | 4 | 2 | 2 | 1 | 20 | 18 | 0.526 |
| In Overtime | 1 | 0 | 0 | 0 | 1 | 0 | 0 | 0 | 0 | 2 | 1 | 1 | 0 | 0 | 0 | 1 | 1 | 1 | 1 | 0 | 5 | 5 | 0.500 |
| Score 20 or more points | 7 | 2 | 6 | 3 | 3 | 3 | 1 | 4 | 5 | 5 | 5 | 2 | 8 | 0 | 6 | 4 | 7 | 1 | 10 | 0 | 58 | 24 | 0.707 |
| Allow 20 or fewer points | 7 | 2 | 5 | 1 | 1 | 4 | 2 | 2 | 6 | 1 | 3 | 1 | 8 | 1 | 5 | 4 | 6 | 1 | 12 | 1 | 55 | 18 | 0.753 |
| Outgain opponent | 5 | 1 | 5 | 3 | 3 | 4 | 1 | 3 | 5 | 4 | 3 | 4 | 5 | 2 | 4 | 1 | 5 | 3 | 8 | 0 | 44 | 25 | 0.638 |
| Even yardage | 0 | 0 | 0 | 0 | 0 | 0 | 0 | 0 | 1 | 0 | 0 | 0 | 0 | 0 | 0 | 0 | 0 | 0 | 0 | 0 | 1 | 0 | 0.000 |
| Out-rush opponent | 8 | 1 | 8 | 4 | 3 | 4 | 1 | 2 | 6 | 2 | 4 | 2 | 5 | 0 | 5 | 4 | 7 | 6 | 8 | 0 | 55 | 25 | 0.688 |
| Out-pass opponent | 2 | 3 | 2 | 3 | 2 | 5 | 1 | 6 | 3 | 5 | 1 | 4 | 5 | 3 | 1 | 4 | 5 | 1 | 7 | 1 | 29 | 35 | 0.453 |
| + Turnover Margin | 4 | 0 | 5 | 2 | 2 | 1 | 2 | 1 | 5 | 1 | 4 | 1 | 5 | 0 | 5 | 1 | 5 | 1 | 8 | 1 | 45 | 9 | 0.833 |
| Even turnover margin | 4 | 3 | 2 | 1 | 0 | 5 | 0 | 3 | 2 | 1 | 1 | 3 | 3 | 4 | 1 | 2 | 0 | 1 | 4 | 1 | 17 | 24 | 0.415 |
| - Turnover margin | 1 | 4 | 2 | 4 | 1 | 7 | 0 | 10 | 0 | 7 | 1 | 6 | 1 | 3 | 0 | 7 | 3 | 6 | 1 | 1 | 10 | 55 | 0.154 |
| Titans 300+ yards | 5 | 4 | 7 | 6 | 3 | 3 | 1 | 9 | 6 | 5 | 3 | 6 | 9 | 4 | 5 | 4 | 8 | 4 | 9 | 0 | 56 | 45 | 0.554 |
| Titans -300 yards | 4 | 3 | 2 | 1 | 0 | 10 | 1 | 5 | 1 | 4 | 3 | 4 | 0 | 3 | 1 | 6 | 0 | 4 | 4 | 3 | 16 | 43 | 0.271 |
| Titans 30+ rushes | 6 | 0 | 5 | 1 | 2 | 1 | 1 | 1 | 5 | 2 | 3 | 0 | 4 | 0 | 4 | 0 | 7 | 3 | 11 | 0 | 48 | 8 | 0.857 |
| Titans -30 rushes | 3 | 7 | 4 | 6 | 1 | 12 | 1 | 13 | 2 | 7 | 3 | 10 | 5 | 7 | 2 | 10 | 1 | 5 | 2 | 3 | 24 | 80 | 0.231 |
| Time of poss. 30:00 + | 6 | 1 | 7 | 4 | 3 | 6 | 1 | 4 | 6 | 4 | 2 | 2 | 6 | 1 | 2 | 1 | 5 | 1 | 8 | 0 | 46 | 24 | 0.657 |
| Time of poss. - 30:00 | 3 | 6 | 2 | 3 | 0 | 7 | 1 | 10 | 1 | 5 | 4 | 8 | 3 | 6 | 4 | 9 | 3 | 7 | 5 | 3 | 26 | 64 | 0.289 |
| Have 100-yard rusher | 3 | 0 | 3 | 2 | 1 | 0 | 0 | 0 | 2 | 0 | 3 | 2 | 4 | 0 | 5 | 3 | 8 | 4 | 4 | 0 | 33 | 11 | 0.750 |
| (D. Henry) | 2 | 0 | 0 | 0 | - | - | - | - | - | - | - | - | - | - | - | - | - | - | - | - | 2 | 0 | 1.000 |
| (C. Johnson) | - | - | - | - | - | - | - | - | 2 | 0 | 3 | 2 | 4 | 0 | 5 | 3 | 8 | 4 | 4 | 0 | 26 | 9 | 0.743 |
| (M. Mariota) | 0 | 0 | 0 | 0 | 1 | 0 | - | - | - | - | - | - | - | - | - | - | - | - | - | - | 1 | 0 | 1.000 |
| (D. Murray) | 1 | 0 | 3 | 2 | - | - | - | - | - | - | - | - | - | - | - | - | - | - | - | - | 4 | 2 | 0.667 |
| (L. White) | - | - | - | - | - | - | - | - | - | - | - | - | - | - | - | - | 0 | 0 | 2 | 0 | 2 | 0 | 1.000 |
| Have 100-yard receiver | 0 | 1 | 4 | 1 | 2 | 2 | 0 | 4 | 4 | 2 | 1 | 1 | 3 | 4 | 2 | 2 | 2 | 1 | 3 | 0 | 21 | 18 | 0.538 |
| (K. Britt) | - | - | - | - | - | - | - | - | 0 | 0 | 0 | 1 | 1 | 1 | 2 | 0 | 1 | 1 | - | - | 4 | 3 | 0.571 |
| (J. Cook) | - | - | - | - | - | - | - | - | - | - | 0 | 0 | 1 | 1 | 0 | 0 | 0 | 0 | - | - | 1 | 1 | 0.500 |
| (J. Gage) | - | - | - | - | - | - | - | - | - | - | - | - | - | - | 0 | 0 | 0 | 0 | 2 | 0 | 2 | 0 | 1.000 |
| (D. Green-Beckham) | - | - | - | - | 1 | 1 | - | - | - | - | - | - | - | - | - | - | - | - | - | - | 1 | 1 | 0.500 |
| (J. Hunter) | - | - | - | - | 0 | 0 | 0 | 0 | 1 | 1 | - | - | - | - | - | - | - | - | - | - | 1 | 1 | 0.500 |
| (C. Johnson) | - | - | - | - | - | - | - | - | 0 | 0 | 0 | 0 | 0 | 0 | 0 | 0 | 1 | 0 | 0 | 0 | 1 | 0 | 1.000 |
| (R. Matthews) | 0 | 1 | 2 | 1 | - | - | - | - | - | - | - | - | - | - | - | - | - | - | - | - | 2 | 2 | 0.500 |
| (B. Scaife) | - | - | - | - | - | - | - | - | - | - | - | - | - | - | 0 | 0 | 0 | 0 | 1 | 0 | 1 | 0 | 1.000 |
| (D. Walker) | 0 | 0 | 1 | 0 | 0 | 1 | 0 | 2 | 0 | 0 | - | - | - | - | - | - | - | - | - | - | 1 | 3 | 0.250 |
| (N. Washington) | - | - | - | - | - | - | 0 | 1 | 3 | 0 | 1 | 0 | 0 | 2 | 0 | 2 | 0 | 0 | - | - | 4 | 5 | 0.444 |
| (D. Williams) | - | - | - | - | - | - | - | - | 0 | 0 | 0 | 0 | 1 | 0 | 0 | 0 | - | - | - | - | 1 | 0 | 1.000 |
| (K. Wright) | - | - | 1 | 0 | 1 | 0 | 0 | 1 | 1 | 1 | 0 | 0 | - | - | - | - | - | - | - | - | 3 | 2 | 0.600 |
| Have 300-yard passer | 1 | 1 | 0 | 1 | 1 | 1 | 0 | 1 | 1 | 2 | 1 | 1 | 3 | 0 | 0 | 1 | 1 | 0 | 0 | 0 | 8 | 8 | 0.500 |
| (K. Collins) | - | - | - | - | - | - | - | - | - | - | - | - | - | - | 0 | 1 | 0 | 0 | 0 | 0 | 0 | 1 | 0.000 |
| (R. Fitzpatrick) | - | - | - | - | - | - | - | - | 1 | 1 | - | - | - | - | - | - | - | - | - | - | 1 | 1 | 0.500 |
| (M. Hasselbeck) | - | - | - | - | - | - | - | - | 0 | 0 | 0 | 0 | 3 | 0 | - | - | - | - | - | - | 3 | 0 | 1.000 |
| (J. Locker) | - | - | - | - | - | - | 0 | 0 | 0 | 1 | 1 | 1 | 0 | 0 | - | - | - | - | - | - | 1 | 2 | 0.333 |
| (M. Mariota) | 1 | 1 | 0 | 1 | 1 | 1 | - | - | - | - | - | - | - | - | - | - | - | - | - | - | 2 | 3 | 0.400 |
| (Z. Mettenberger) | - | - | - | - | 0 | 0 | 0 | 1 | - | - | - | - | - | - | - | - | - | - | - | - | 0 | 1 | 0.000 |
| (V. Young) | - | - | - | - | - | - | - | - | - | - | - | - | - | - | 0 | 0 | 1 | 0 | 0 | 0 | 1 | 0 | 1.000 |
| Oppon. 100-yard rusher | 0 | 1 | 0 | 1 | 0 | 3 | 0 | 7 | 1 | 1 | 1 | 2 | 2 | 4 | 1 | 2 | 1 | 1 | 1 | 1 | 7 | 23 | 0.233 |
| Oppon. 100-yard receiver | 2 | 4 | 5 | 4 | 2 | 5 | 1 | 6 | 0 | 3 | 3 | 5 | 0 | 3 | 2 | 6 | 1 | 5 | 2 | 1 | 18 | 42 | 0.300 |
| Oppon. 300-yard passer | 2 | 2 | 5 | 2 | 2 | 1 | 1 | 3 | 0 | 1 | 1 | 1 | 1 | 2 | 3 | 5 | 2 | 5 | 2 | 0 | 19 | 22 | 0.463 |

2017 TENNESSEE TITANS SUPERLATIVES

TITANS

| | | |
|------------------------------|-----|---|
| LONGEST RUN FROM SCRIMMAGE: | 75t | Twice, last by Derrick Henry vs. Houston, 12/3 |
| LONGEST PASS COMPLETION: | 75t | by Marcus Mariota to Rishard Matthews at Pittsburgh, 11/16 |
| LONGEST PUNT RETURN: | 46 | by Adoree' Jackson at Jacksonville, 9/17 |
| LONGEST KICKOFF RETURN: | 57 | by Adoree' Jackson vs. L.A. Rams, 12/24 |
| LONGEST INTERCEPTION RETURN: | 33 | by Kevin Byard vs. Baltimore, 11/5 |
| LONGEST PUNT: | 74 | by Brett Kern vs. Cincinnati, 11/12 |
| LONGEST FIELD GOAL: | 52 | by Ryan Succop vs. Oakland, 9/10 |
| MOST RUSHING ATTEMPTS: | 28 | by Derrick Henry vs. Jacksonville, 12/31 |
| MOST YARDS RUSHING: | 131 | by Derrick Henry vs. Indianapolis, 10/16 |
| MOST PASSES ATTEMPTED: | 44 | by Marcus Mariota vs. Cincinnati, 11/12 |
| MOST YARDS PASSING: | 306 | Twice, last by Marcus Mariota at Pittsburgh, 11/16 |
| MOST PASSES CAUGHT: | 7 | Three times, last by Delanie Walker at Cleveland, 10/22 |
| MOST YARDS ON RECEPTIONS: | 113 | by Rishard Matthews at Pittsburgh, 11/16 |
| MOST TOUCHDOWN PASSES: | 2 | Three times, last by Marcus Mariota at San Francisco, 12/17 |
| MOST INTERCEPTIONS THROWN: | 4 | by Marcus Mariota at Pittsburgh, 11/16 |
| MOST RUSHING TOUCHDOWNS: | 2 | Twice, last by DeMarco Murray vs. Cincinnati, 11/12 |
| MOST TOUCHDOWN RECEPTIONS: | 1 | 14 times, last by Derrick Henry vs. Jacksonville, 12/31 |

OPPONENTS

| | | |
|------------------------------|-----|---|
| LONGEST RUN FROM SCRIMMAGE: | 34 | by Todd Gurley II vs. L.A. Rams, 12/24 |
| LONGEST PASS COMPLETION: | 80t | by Jared Goff to Todd Gurley II vs. L.A. Rams, 12/24 |
| LONGEST PUNT RETURN: | 23 | by Adam Jones vs. Cincinnati, 11/12 |
| LONGEST KICKOFF RETURN: | 60 | by Quan Bray vs. Indianapolis, 10/16 |
| LONGEST INTERCEPTION RETURN: | 41 | by Sean Davis at Pittsburgh, 11/16 |
| LONGEST PUNT: | 64 | by Jon Ryan vs. Seattle, 9/24 |
| LONGEST FIELD GOAL: | 54 | by Zane Gonzalez at Cleveland, 10/22 |
| MOST RUSHING ATTEMPTS: | 25 | by Jay Ajayi at Miami, 10/8 |
| MOST YARDS RUSHING: | 118 | by Todd Gurley II vs. L.A. Rams, 12/24 |
| MOST PASSES ATTEMPTED: | 52 | by Joe Flacco vs. Baltimore, 11/5 |
| MOST YARDS PASSING: | 381 | by Jimmy Garoppolo at San Francisco, 12/17 |
| MOST PASSES CAUGHT: | 10 | Five times, last by Todd Gurley II vs. L.A. Rams, 12/24 |
| MOST YARDS ON RECEPTIONS: | 158 | by Todd Gurley II vs. L.A. Rams, 12/24 |
| MOST TOUCHDOWN PASSES: | 4 | Four times, last by Jared Goff vs. L.A. Rams, 12/24 |
| MOST INTERCEPTIONS THROWN: | 2 | Four times, last by Blake Bortles vs. Jacksonville, 12/31 |
| MOST RUSHING TOUCHDOWNS: | 1 | Five times, last by Frank Gore at Indianapolis, 11/26 |
| MOST TOUCHDOWN RECEPTIONS: | 3 | by Antonio Brown at Pittsburgh, 11/16 |

TITANS HIGHS AND LOWS

| | <u>HIGH</u> | | <u>LOW</u> | |
|-----------------------|-------------|-----------------------------------|------------|---|
| POINTS: | 37 | at Jacksonville, 9/17 | 7 | at Arizona, 12/10 |
| FIRST DOWNS: | 27 | vs. Cincinnati, 11/12 | 9 | at Houston, 10/1 |
| NET RUSHING YARDS: | 198 | vs. Houston, 12/3 | 52 | at Pittsburgh, 11/16 |
| NET PASSING YARDS: | 305 | vs. Indianapolis, 10/16 | 109 | at Houston, 10/1 |
| TOTAL OFFENSE: | 473 | vs. Indianapolis, 10/16 | 188 | at Miami, 10/8 |
| TOTAL PLAYS: | 84 | vs. Cincinnati, 11/12 | 41 | at Houston, 10/1 |
| RUSHING ATTEMPTS: | 39 | vs. Jacksonville, 12/31 | 19 | at Houston, 10/1 |
| PASSING ATTEMPTS: | 44 | vs. Cincinnati, 11/12 | 20 | at Houston, 10/1 |
| PASSES COMPLETED: | 25 | Twice, last vs. Cincinnati, 11/12 | 10 | at Houston, 10/1 |
| PASSES HAD INT.: | 4 | Twice, last at Pittsburgh, 11/16 | 0 | Seven times, last vs. Jacksonville, 12/31 |
| FUMBLES LOST: | 2 | at Miami, 10/8 | 0 | Nine times, last vs. L.A. Rams, 12/24 |
| NUMBER OF PENALTIES: | 11 | at Miami, 10/8 | 2 | Twice, last vs. Jacksonville, 12/31 |
| YARDS PENALIZED: | 88 | at Houston, 10/1 | 15 | Twice, last vs. Jacksonville, 12/31 |
| 12TIME OF POSSESSION: | 40:09 | vs. Cincinnati, 11/12 | 20:19 | at Houston, 10/1 |

OPPONENTS HIGHS AND LOWS

| | <u>HIGH</u> | | <u>LOW</u> |
|----------------------|-------------|-------------------------------------|--|
| POINTS: | 57 | at Houston, 10/1 | 9 at Cleveland, 10/22 |
| FIRST DOWNS: | 33 | at Houston, 10/1 | 12 at Miami, 10/8 |
| NET RUSHING YARDS: | 173 | at Houston, 10/1 | 51 at San Francisco, 12/17 |
| NET PASSING YARDS: | 364 | vs. Seattle, 9/24 | 78 at Miami, 10/8 |
| TOTAL OFFENSE: | 445 | at Houston, 10/1 | 178 at Miami, 10/8 |
| TOTAL PLAYS: | 78 | at Houston, 10/1 | 50 vs. Cincinnati, 11/12 |
| RUSHING ATTEMPTS: | 42 | at Houston, 10/1 | 14 vs. Cincinnati, 11/12 |
| PASSING ATTEMPTS: | 53 | vs. Baltimore, 11/5 | 26 at Arizona, 12/10 |
| PASSES COMPLETED: | 35 | vs. Baltimore, 11/5 | 12 at Miami, 10/8 |
| PASSES HAD INT.: | 3 | at Cleveland, 10/22 | 0 Nine times, last vs. L.A. Rams, 12/24 |
| FUMBLES LOST: | 2 | Twice, last vs. Jacksonville, 12/31 | 0 Nine times, last at San Francisco, 12/17 |
| NUMBER OF PENALTIES: | 12 | Twice, last vs. Cincinnati, 11/12 | 3 at Houston, 10/1 |
| YARDS PENALIZED: | 99 | at Jacksonville, 9/17 | 20 at Houston, 10/1 |
| TIME OF POSSESSION: | 39:41 | at Houston, 10/1 | 19:51 vs. Cincinnati, 11/12 |

BIG PLAYS (30 OR MORE YARDS FROM SCRIMMAGE)

TITANS BIG PLAYS

1. 42 -yard pass from Marcus Mariota to Taywan Taylor at Jacksonville, 9/17
2. 32 -yard touchdown pass from Marcus Mariota to Jonnu Smith at Jacksonville, 9/17
3. 55 -yard touchdown pass from Marcus Mariota to Rishard Matthews vs. Seattle, 9/24
4. 75 -yard touchdown run by DeMarco Murray vs. Seattle, 9/24
5. 34 -yard touchdown run by Marcus Mariota at Houston, 10/1
6. 53 -yard touchdown pass from Marcus Mariota to Taywan Taylor vs. Indianapolis, 10/16
7. 72 -yard touchdown run by Derrick Henry vs. Indianapolis, 10/16
8. 75 -yard touchdown pass from Marcus Mariota to Rishard Matthews at Pittsburgh, 11/16
9. 42 -yard pass from Marcus Mariota to Delanie Walker at Pittsburgh, 11/16
10. 37 -yard pass from Marcus Mariota to Delanie Walker at Indianapolis, 11/26
11. 75 -yard touchdown run by Derrick Henry vs. Houston, 12/3
12. 37 -yard pass from Marcus Mariota to Corey Davis vs. L.A. Rams, 12/24
13. 66 -yard touchdown pass from Marcus Mariota to Derrick Henry vs. Jacksonville, 12/31

OPPONENTS BIG PLAYS

1. 36 -yard pass from Russell Wilson to Doug Baldwin vs. Seattle, 9/24
2. 46 -yard pass from Russell Wilson to C.J. Prosise vs. Seattle, 9/24
3. 35 -yard pass from Deshaun Watson to Bruce Ellington at Houston, 10/1
4. 32 -yard pass from Deshaun Watson Lamar Miller at Houston, 10/1
5. 31 -yard pass from Cody Kessler to David Njoku at Cleveland, 10/22
6. 37 -yard touchdown pass from Andy Dalton to Brandon LaFell vs. Cincinnati, 11/12
7. 70 -yard touchdown pass from Andy Dalton to A.J. Green vs. Cincinnati, 11/12
8. 41 -yard touchdown pass from Ben Roethlisberger to Antonio Brown at Pittsburgh, 11/16
9. 57 -yard pass from Tom Savage to Braxton Miller vs. Houston, 12/3
10. 33 -yard run by Chad Williams at Arizona, 12/10
11. 41 -yard pass from Jimmy Garoppolo to Garrett Celek at San Francisco, 12/17
12. 54 -yard pass from Jimmy Garoppolo to Kendrick Bourne at San Francisco, 12/17
13. 34 -yard pass from Jared Goff to Cooper Kupp vs. L.A. Rams, 12/24
14. 80 -yard touchdown pass from Jared Goff to Todd Gurley II vs. L.A. Rams, 12/24
15. 34 -yard run by Todd Gurley II vs. L.A. Rams, 12/24

LONGEST 2017 SCORING DRIVES

| | | | |
|-------------|----------|------|--|
| Most Plays: | Titans | 15 | vs. Oakland, 9/10, 93 yards, 6:20, FG |
| | Opponent | 17 | vs. Indianapolis, 10/16, 87 yards, 8:24, TD at San Francisco, 12/17, 85 yards, 8:36, TD |
| Most Yards: | Titans | 93 | vs. Oakland, 9/10, 15 plays, 6:20, FG |
| | Opponent | 87 | vs. Houston, 12/3, 7 plays, 3:17, TD |
| Most Time: | Titans | 8:24 | vs. Indianapolis, 10/16, 15 plays, 87 yards, TD |
| | Opponent | 8:36 | at San Francisco, 12/17, 17 plays, 85 yards, TD |

TURNOVER ANALYSIS

PLUS-MINUS TURNOVER RATIO

| | Takeaways | Turnovers | Ratio |
|-------------------------|-----------|-----------|-----------|
| 1 st Half | 12 | 14 | -2 |
| 1 st quarter | 1 | 6 | -5 |
| 2 nd quarter | 11 | 8 | +3 |
| 2 nd Half | 9 | 11 | -2 |
| 3 rd quarter | 5 | 2 | +3 |
| 4 th quarter | 4 | 9 | -5 |
| Overtime | 0 | 0 | 0 |
| Totals | 21 | 25 | -4 |

GAME-BY-GAME TURNOVER RATIO

| Date | Opponent | Takeaways | Turnovers | Ratio | Result |
|-------|------------------|-----------|-----------|-------|--------|
| 9/10 | vs. Oakland | 0 | 0 | 0 | L |
| 9/17 | at Jacksonville | 3 | 1 | +2 | W |
| 9/24 | vs. Seattle | 0 | 0 | 0 | W |
| 10/1 | at Houston | 1 | 5 | -4 | L |
| 10/8 | at Miami | 2 | 2 | 0 | L |
| 10/16 | vs. Indianapolis | 1 | 1 | 0 | W |
| 10/22 | at Cleveland | 3 | 1 | +2 | W |
| 11/5 | vs. Baltimore | 2 | 1 | +1 | W |
| 11/12 | vs. Cincinnati | 2 | 2 | 0 | W |
| 11/16 | at Pittsburgh | 0 | 4 | -4 | L |
| 11/26 | at Indianapolis | 1 | 2 | -1 | W |
| 12/3 | vs. Houston | 1 | 1 | 0 | W |
| 12/10 | at Arizona | 0 | 2 | -2 | L |
| 12/17 | at San Francisco | 0 | 1 | -1 | L |
| 12/24 | vs. L.A. Rams | 1 | 1 | 0 | L |
| 12/31 | vs. Jacksonville | 4 | 1 | +3 | W |

FUMBLES

| Player | Fumbles | Lost |
|-----------------|-----------|----------|
| Matt Cassel | 2 | 2 |
| Delanie Walker | 2 | 2 |
| Marcus Mariota | 2 | 1 |
| Corey Davis | 1 | 1 |
| Adoree' Jackson | 1 | 1 |
| DeMarco Murray | 1 | 1 |
| Derrick Henry | 1 | 0 |
| TOTALS | 10 | 8 |
| OPPONENTS | 23 | 9 |

INACTIVE PLAYERS

| Date | Opponent | Inactive Players |
|-------------|------------------|---|
| 9/10 | vs. Oakland | Carraway, Dodd, King, Levin, Palmer, Riley, Sims |
| 9/17 | at Jacksonville | Carraway, Cyprien, Dodd, Levin, Palmer, Reed, T. Smith |
| 9/24 | vs. Seattle | Carraway, Cyprien, Davis, Klug, Levin, Palmer, Reed |
| 10/1 | at Houston | Carraway, Cyprien, Davis, Dodd, King, Levin, Reed |
| 10/8 | at Miami | Cyprien, Davis, Dodd, Jennings, Levin, Mariota, Reed |
| 10/16 | vs. Indianapolis | Cyprien, Davis, Dodd, Jennings, Levin, Reed, Williams |
| 10/22 | at Cleveland | Cyprien, Davis, Dodd, Jennings, King, Levin, Reed |
| 11/5 | vs. Baltimore | Jennings, King, Palmer, Reed, Riley, Spain, Weeden |
| 11/12 | vs. Cincinnati | Jennings, King, Palmer, Reed, Riley, Spain, Weeden |
| 11/16 | at Pittsburgh | Dodd, Jennings, King, Levin, Reed, Riley, Weeden |
| 11/26 | at Indianapolis | Fowler, King, Levin, Matthews, Reed, Riley, Weeden |
| 12/3 | vs. Houston | Fowler, King, Levin, Matthews, Reed, Riley, Weeden |
| 12/10 | at Arizona | Douglas, Levin, Morgan, Reed, Riley, Stocker, Weeden |
| 12/17 | at San Francisco | Carraway, Douglas, Levin, Morgan, Reed, Riley, Weeden |
| 12/24 | vs. L.A. Rams | Carraway, Douglas, Hurst, King, Levin, Ryan, Weeden |
| 12/31 | vs. Jacksonville | Carraway, Douglas, Levin, Murray, Palmer, Riley, Weeden |

DRIVE ENGINEERING TITANS

| QB | Game | Drives Started | Drives Ended By . . . | | | | | | | | | | Points Yield | Points/ Drive | Drive Eff. |
|----------------|--------------|-------------------|-----------------------|----|-----|-----|-----|-----|-----|----|-----|-----|-----------------|------------------|---------------|
| | | | TD | FG | FGA | PNT | DWN | TRN | SAF | GM | HLF | | | | |
| Mariota | 9/10 OAK | 9 | 1 | 3 | 4 | 4 | 0 | 0 | 0 | 0 | 0 | 16 | 1.8 | 44.4% | |
| | 9/17 at JAX | 12 | 4 | 3 | 3 | 3 | 0 | 1 | 0 | 1 | 0 | 37 | 3.1 | 58.3% | |
| | 9/24 SEA | 14 | 3 | 4 | 4 | 6 | 0 | 0 | 0 | 1 | 0 | 33 | 2.4 | 50.0% | |
| | 10/1 at HOU | 7 | 2 | 0 | 0 | 2 | 0 | 2 | 0 | 0 | 1 | 14 | 2.0 | 28.6% | |
| | 10/8 at MIA | - | - | - | - | - | - | - | - | - | - | - | - | - | |
| | 10/16 IND | 11 | 3 | 5 | 5 | 1 | 0 | 1 | 0 | 0 | 1 | 36 | 3.3 | 72.7% | |
| | 10/22 at CLE | 12 | 0 | 4 | 5 | 4 | 1 | 1 | 0 | 0 | 1 | 12 | 1.0 | 33.3% | |
| | 11/5 BAL | 12 | 3 | 1 | 1 | 5 | 0 | 1 | 0 | 1 | 1 | 23 | 1.9 | 33.3% | |
| | 11/12 CIN | 13 | 3 | 1 | 2 | 6 | 0 | 2 | 0 | 0 | 0 | 24 | 1.8 | 30.8% | |
| | 11/16 at PIT | 13 | 2 | 1 | 2 | 3 | 0 | 4 | 0 | 1 | 1 | 17 | 1.3 | 23.1% | |
| | 11/26 at IND | 11 | 2 | 2 | 2 | 3 | 0 | 2 | 0 | 1 | 1 | 20 | 1.8 | 36.4% | |
| | 12/3 HOU | 9 | 3 | 1 | 2 | 4 | 0 | 0 | 0 | 0 | 0 | 24 | 2.7 | 44.4% | |
| | 12/10 at ARI | 12 | 1 | 0 | 1 | 6 | 2 | 2 | 0 | 0 | 0 | 7 | 0.6 | 8.3% | |
| | 12/17 at SF | 8 | 2 | 3 | 3 | 2 | 0 | 1 | 0 | 0 | 0 | 23 | 2.9 | 62.5% | |
| | 12/24 LAR | 11 | 1 | 3 | 4 | 4 | 1 | 1 | 0 | 0 | 0 | 16 | 1.5 | 36.4% | |
| | 12/31 JAX | 15 | 1 | 3 | 3 | 9 | 0 | 1 | 0 | 1 | 0 | 15 | 1.0 | 26.7% | |
| MARIOTA TOTALS | | 169 | 31 | 34 | 41 | 62 | 4 | 19 | 0 | 6 | 6 | 317 | 1.9 | 38.5% | |
| Cassel | 10/1 at HOU | 7 | 0 | 0 | 0 | 3 | 0 | 3 | 0 | 1 | 0 | 0 | 0.0 | 0.0% | |
| | 10/8 at MIA | 15 | 1 | 1 | 1 | 10 | 0 | 2 | 0 | 1 | 0 | 10 | 0.7 | 13.3% | |
| CASSEL TOTALS | | 22 | 1 | 1 | 1 | 13 | 0 | 5 | 0 | 2 | 0 | 10 | 0.5 | 9.1% | |
| TEAM TOTALS | | 191 | 32 | 35 | 42 | 75 | 4 | 24 | 0 | 8 | 6 | 327 | 1.7 | 35.1% | |

OPPONENTS

| QB | Game | Drives Started | Drives Ended By . . . | | | | | | | | | | Points Yield | Points/ Drive | Drive Eff. |
|------------------|-------|-------------------|-----------------------|----|-----|-----|-----|-----|-----|----|-----|---|-----------------|------------------|---------------|
| | | | TD | FG | FGA | PNT | DWN | TRN | SAF | GM | HLF | | | | |
| Carr | 9/10 | OAK | 10 | 2 | 4 | 4 | 3 | 0 | 0 | 0 | 1 | 0 | 26 | 2.6 | 60.0% |
| | 9/17 | at JAX | 11 | 2 | 1 | 1 | 5 | 0 | 3 | 0 | 0 | 0 | 16 | 1.5 | 27.3% |
| | 9/24 | SEA | 13 | 4 | 0 | 0 | 8 | 1 | 0 | 0 | 0 | 0 | 27 | 2.1 | 30.8% |
| | 10/1 | at HOU | 12 | 6 | 3 | 3 | 2 | 0 | 1 | 0 | 0 | 0 | 50 | 4.2 | 75.0% |
| Cutler | 10/8 | at MIA | 14 | 1 | 1 | 1 | 9 | 0 | 2 | 0 | 0 | 1 | 9 | 0.6 | 14.3% |
| | 10/16 | IND | 10 | 1 | 3 | 3 | 3 | 1 | 1 | 0 | 1 | 0 | 16 | 1.6 | 40.0% |
| | 10/22 | at CLE | 12 | 0 | 3 | 3 | 4 | 1 | 3 | 0 | 0 | 1 | 9 | 0.8 | 25.0% |
| | 11/5 | BAL | 11 | 2 | 2 | 2 | 4 | 1 | 2 | 0 | 0 | 0 | 20 | 1.8 | 36.4% |
| Dalton | 11/12 | CIN | 13 | 3 | 0 | 0 | 7 | 0 | 2 | 0 | 1 | 0 | 20 | 1.5 | 23.1% |
| | 11/16 | at PIT | 12 | 4 | 4 | 4 | 3 | 1 | 0 | 0 | 0 | 0 | 40 | 3.3 | 66.7% |
| | 11/26 | at IND | 10 | 1 | 3 | 3 | 5 | 0 | 1 | 0 | 0 | 0 | 16 | 1.6 | 40.0% |
| | 12/3 | HOU | 11 | 1 | 2 | 4 | 3 | 0 | 1 | 0 | 1 | 1 | 13 | 1.2 | 27.3% |
| Gabbert | 12/10 | at ARI | 12 | 0 | 4 | 5 | 6 | 0 | 0 | 0 | 1 | 0 | 12 | 1.0 | 33.3% |
| | 12/17 | at SF | 9 | 1 | 6 | 6 | 1 | 0 | 0 | 0 | 0 | 1 | 25 | 2.8 | 77.8% |
| | 12/24 | LAR | 13 | 4 | 0 | 1 | 4 | 1 | 1 | 0 | 1 | 1 | 27 | 2.1 | 30.8% |
| | 12/31 | JAX | 12 | 0 | 1 | 1 | 8 | 0 | 3 | 0 | 0 | 0 | 3 | 0.3 | 8.3% |
| OPPONENTS TOTALS | | | 185 | 32 | 37 | 41 | 75 | 6 | 20 | 0 | 6 | 5 | 329 | 1.8 | 37.3% |

THIRD DOWN EFFICIENCY

TITANS

| THIRD DOWN AND ... | | | | | | | | | | | | | | | | | | | | | | | | |
|--------------------|--------|------|------|------|------|------|------|------|------|------|------|------|------|------|------|------|------|------|------|------|------|-------|------|------|
| | | 1 | | 2 | | 3 | | 4 | | 5 | | 6 | | 7 | | 8 | | 9 | | 10+ | | TOTAL | | PCT. |
| Game | | Made | Att. | Made | Att. | Made | Att. | Made | Att. | Made | Att. | Made | Att. | Made | Att. | Made | Att. | Made | Att. | Made | Att. | Made | Att. | |
| 9/10 | OAK | 0 | 0 | 2 | 3 | 0 | 0 | 0 | 0 | 1 | 2 | 1 | 2 | 0 | 0 | 2 | 3 | 0 | 0 | 1 | 4 | 7 | 14 | 50.0 |
| 9/17 | at JAX | 2 | 2 | 1 | 1 | 1 | 2 | 0 | 0 | 0 | 2 | 1 | 2 | 0 | 2 | 0 | 1 | 0 | 0 | 1 | 1 | 6 | 13 | 46.2 |
| 9/24 | SEA | 0 | 0 | 1 | 2 | 1 | 2 | 0 | 2 | 1 | 2 | 0 | 0 | 0 | 1 | 0 | 0 | 0 | 0 | 1 | 5 | 4 | 14 | 28.6 |
| 10/1 | at HOU | 1 | 1 | 0 | 0 | 0 | 2 | 0 | 0 | 0 | 1 | 0 | 1 | 0 | 1 | 1 | 1 | 0 | 0 | 0 | 1 | 2 | 8 | 25.0 |
| 10/8 | at MIA | 0 | 0 | 0 | 0 | 0 | 0 | 0 | 1 | 1 | 3 | 0 | 1 | 0 | 1 | 0 | 1 | 0 | 3 | 1 | 3 | 2 | 13 | 15.4 |
| 10/16 | IND | 1 | 1 | 1 | 2 | 0 | 0 | 0 | 1 | 1 | 5 | 1 | 1 | 1 | 2 | 0 | 0 | 0 | 0 | 1 | 1 | 6 | 13 | 46.2 |
| 10/22 | at CLE | 1 | 3 | 0 | 2 | 1 | 1 | 0 | 1 | 1 | 1 | 0 | 3 | 1 | 2 | 0 | 0 | 0 | 0 | 1 | 4 | 5 | 17 | 29.4 |
| 11/5 | BAL | 1 | 2 | 0 | 0 | 2 | 2 | 0 | 2 | 0 | 2 | 0 | 1 | 0 | 0 | 0 | 1 | 0 | 1 | 0 | 0 | 3 | 11 | 27.3 |
| 11/12 | CIN | 1 | 1 | 0 | 0 | 1 | 1 | 1 | 2 | 1 | 1 | 2 | 2 | 1 | 2 | 0 | 1 | 0 | 0 | 0 | 5 | 7 | 15 | 46.7 |
| 11/16 | at PIT | 0 | 0 | 0 | 1 | 0 | 0 | 0 | 1 | 1 | 1 | 1 | 2 | 3 | 3 | 0 | 1 | 0 | 1 | 0 | 3 | 5 | 13 | 38.5 |
| 11/26 | at IND | 0 | 0 | 1 | 1 | 0 | 0 | 0 | 1 | 1 | 1 | 1 | 1 | 0 | 0 | 0 | 0 | 0 | 0 | 0 | 4 | 3 | 8 | 37.5 |
| 12/3 | HOU | 0 | 1 | 1 | 1 | 0 | 0 | 0 | 1 | 1 | 1 | 1 | 1 | 1 | 1 | 1 | 3 | 0 | 0 | 0 | 2 | 5 | 11 | 45.5 |
| 12/10 | at ARI | 1 | 2 | 0 | 0 | 0 | 2 | 0 | 0 | 1 | 1 | 0 | 0 | 0 | 0 | 0 | 0 | 2 | 2 | 0 | 5 | 4 | 12 | 33.3 |
| 12/17 | at SF | 2 | 2 | 1 | 2 | 0 | 0 | 1 | 1 | 0 | 1 | 0 | 0 | 0 | 1 | 1 | 1 | 0 | 0 | 1 | 4 | 6 | 12 | 50.0 |
| 12/24 | LAR | 0 | 0 | 0 | 1 | 1 | 1 | 0 | 1 | 0 | 0 | 2 | 3 | 0 | 2 | 0 | 1 | 0 | 0 | 0 | 3 | 3 | 12 | 25.0 |
| 12/31 | JAX | 0 | 2 | 0 | 2 | 0 | 2 | 0 | 0 | 3 | 4 | 0 | 0 | 0 | 1 | 0 | 1 | 0 | 0 | 0 | 4 | 3 | 16 | 18.8 |
| TOTALS | | 10 | 17 | 8 | 18 | 7 | 15 | 2 | 14 | 13 | 28 | 10 | 20 | 7 | 19 | 5 | 15 | 2 | 7 | 7 | 49 | 71 | 202 | 35.1 |

| | Made | Att. | Pct. |
|------------------------------|------|------|------|
| Titans third down and 1 - 4: | 27 | 64 | 42.2 |
| Titans third down and 5 - 9: | 37 | 89 | 41.6 |
| Titans third down and 10+ : | 7 | 49 | 14.3 |

OPPONENTS

| THIRD DOWN AND ... | | | | | | | | | | | | | | | | | | | | | | | | |
|--------------------|--------|------|------|------|------|------|------|------|------|------|------|------|------|------|------|------|------|------|------|------|------|-------|------|------|
| | | 1 | | 2 | | 3 | | 4 | | 5 | | 6 | | 7 | | 8 | | 9 | | 10+ | | TOTAL | | PCT. |
| Game | | Made | Att. | Made | Att. | Made | Att. | Made | Att. | Made | Att. | Made | Att. | Made | Att. | Made | Att. | Made | Att. | Made | Att. | Made | Att. | |
| 9/10 | OAK | 0 | 0 | | | 1 | 3 | 0 | 0 | 1 | 1 | 2 | 3 | 0 | 0 | 1 | 1 | 0 | 0 | 0 | 2 | 5 | 12 | 41.7 |
| 9/17 | at JAX | 2 | 2 | 0 | 0 | 1 | 1 | 2 | 2 | 0 | 0 | 0 | 3 | 0 | 0 | 1 | 1 | 0 | 0 | 0 | 4 | 6 | 13 | 46.2 |
| 9/24 | SEA | 0 | 1 | 1 | 1 | 1 | 1 | 2 | 2 | 0 | 0 | 0 | 1 | 0 | 1 | 0 | 0 | 0 | 1 | 0 | 6 | 4 | 14 | 28.6 |
| 10/1 | at HOU | 0 | 0 | 0 | 0 | 2 | 2 | 1 | 1 | 1 | 2 | 0 | 3 | 0 | 0 | 1 | 1 | 0 | 0 | 1 | 3 | 6 | 12 | 50.0 |
| 10/8 | at MIA | 1 | 2 | 0 | 0 | 0 | 1 | 0 | 0 | 0 | 1 | 1 | 2 | 2 | 3 | 0 | 1 | 0 | 0 | 1 | 5 | 5 | 15 | 33.3 |
| 10/16 | IND | 0 | 0 | 1 | 1 | 1 | 1 | 0 | 0 | 0 | 1 | 0 | 3 | 0 | 0 | 0 | 0 | 0 | 0 | 0 | 3 | 2 | 9 | 22.2 |
| 10/22 | at CLE | 0 | 1 | 1 | 1 | 0 | 0 | 0 | 0 | 0 | 0 | 0 | 0 | 1 | 2 | 0 | 3 | 0 | 0 | 1 | 6 | 3 | 13 | 23.1 |
| 11/5 | BAL | 3 | 3 | 0 | 2 | 0 | 2 | 0 | 1 | 0 | 1 | 0 | 0 | 0 | 1 | 1 | 2 | 1 | 1 | 1 | 3 | 6 | 16 | 37.5 |
| 11/12 | CIN | 0 | 0 | 0 | 0 | 0 | 1 | 0 | 1 | 0 | 1 | 0 | 1 | 0 | 0 | 0 | 0 | 0 | 1 | 1 | 5 | 1 | 10 | 10.0 |
| 11/16 | at PIT | 1 | 1 | 0 | 1 | 0 | 1 | 0 | 0 | 0 | 0 | 0 | 1 | 1 | 1 | 0 | 0 | 0 | 0 | 2 | 7 | 4 | 12 | 33.3 |
| 11/26 | at IND | 1 | 1 | 0 | 1 | 0 | 2 | 0 | 0 | 0 | 0 | 2 | 2 | 2 | 2 | 0 | 2 | 0 | 0 | 1 | 4 | 6 | 14 | 42.9 |
| 12/3 | HOU | 1 | 1 | 1 | 2 | 1 | 1 | 1 | 3 | 0 | 2 | 0 | 0 | 2 | 2 | 0 | 0 | 1 | 2 | 1 | 3 | 8 | 16 | 50.0 |
| 12/10 | at ARI | 0 | 1 | 1 | 1 | 0 | 0 | 0 | 2 | 0 | 0 | 0 | 2 | 0 | 2 | 1 | 3 | 0 | 0 | 1 | 3 | 3 | 14 | 21.4 |
| 12/17 | at SF | 0 | 0 | 0 | 0 | 1 | 1 | 3 | 5 | 1 | 1 | 1 | 1 | 0 | 0 | 0 | 0 | 0 | 0 | 1 | 6 | 7 | 14 | 50.0 |
| 12/24 | LAR | 1 | 1 | 0 | 0 | 1 | 3 | 0 | 0 | 1 | 3 | 2 | 2 | 0 | 0 | 1 | 1 | 0 | 0 | 0 | 4 | 6 | 14 | 42.9 |
| 12/31 | JAX | 3 | 3 | 0 | 0 | 0 | 0 | 0 | 2 | 1 | 2 | 0 | 2 | 2 | 2 | 0 | 0 | 0 | 1 | 0 | 4 | 6 | 16 | 37.5 |
| TOTALS | | 13 | 17 | 5 | 12 | 9 | 20 | 9 | 19 | 5 | 15 | 8 | 26 | 10 | 16 | 6 | 15 | 2 | 6 | 11 | 68 | 78 | 214 | 36.4 |

| | Made | Att. | Pct. |
|---------------------------------|------|------|------|
| Opponents third down and 1 - 4: | 36 | 68 | 52.9 |
| Opponents third down and 5 - 9: | 31 | 78 | 39.7 |
| Opponents third down and 10+ : | 11 | 68 | 16.2 |

INSIDE THE 20 EFFICIENCY

| Game | Results | Total Succ. / Att. | TD | FG | FGA | Int | Fum | Dwn | Gm | Hlf | Punt | Total Points | Scoring Eff. | TD Eff. |
|---------------|---------------------|-----------------------|----|----|-----|-----|-----|-----|----|-----|------|-----------------|-----------------|------------|
| 9/10 OAK | | | | | | | | | | | | | | |
| Titans: | 7 3 3 | 3 / 3 | 1 | 2 | 2 | 0 | 0 | 0 | 0 | 0 | 0 | 13 | 100.0% | 33.3% |
| Opponents: | 7 3 7 | 3 / 3 | 2 | 1 | 1 | 0 | 0 | 0 | 0 | 0 | 0 | 17 | 100.0% | 66.7% |
| 9/17 at JAX | | | | | | | | | | | | | | |
| Titans: | 3 7 7 7 | 4 / 4 | 3 | 1 | 1 | 0 | 0 | 0 | 0 | 0 | 0 | 24 | 100.0% | 75.0% |
| Opponents: | 7 7 | 2 / 2 | 2 | 0 | 0 | 0 | 0 | 0 | 0 | 0 | 0 | 14 | 100.0% | 100.0% |
| 9/24 SEA | | | | | | | | | | | | | | |
| Titans: | 3 3 3 | 3 / 3 | 0 | 3 | 3 | 0 | 0 | 0 | 0 | 0 | 0 | 9 | 100.0% | 0.0% |
| Opponents: | 7 7 Dwn 7 | 3 / 4 | 3 | 0 | 0 | 0 | 0 | 1 | 0 | 0 | 0 | 21 | 75.0% | 75.0% |
| 10/1 at HOU | | | | | | | | | | | | | | |
| Titans: | 7 | 1 / 1 | 1 | 0 | 0 | 0 | 0 | 0 | 0 | 0 | 0 | 7 | 100.0% | 100.0% |
| Opponents: | 7 7 7 3 7 Int 7 7 3 | 8 / 9 | 6 | 2 | 2 | 1 | 0 | 0 | 0 | 0 | 0 | 48 | 88.9% | 66.7% |
| 10/8 at MIA | | | | | | | | | | | | | | |
| Titans: | 7 | 1 / 1 | 1 | 0 | 0 | 0 | 0 | 0 | 0 | 0 | 0 | 7 | 100.0% | 100.0% |
| Opponents: | 7 | 1 / 1 | 1 | 0 | 0 | 0 | 0 | 0 | 0 | 0 | 0 | 7 | 100.0% | 100.0% |
| 10/16 IND | | | | | | | | | | | | | | |
| Titans: | 3 3 7 | 3 / 3 | 1 | 2 | 2 | 0 | 0 | 0 | 0 | 0 | 0 | 13 | 100.0% | 33.3% |
| Opponents: | 3 7 3 Dwn | 3 / 4 | 1 | 2 | 2 | 0 | 0 | 1 | 0 | 0 | 0 | 13 | 75.0% | 25.0% |
| 10/22 at CLE | | | | | | | | | | | | | | |
| Titans: | 3 Dwn | 1 / 2 | 0 | 1 | 1 | 0 | 0 | 1 | 0 | 0 | 0 | 3 | 50.0% | 0.0% |
| Opponents: | 3 | 1 / 1 | 0 | 1 | 1 | 0 | 0 | 0 | 0 | 0 | 0 | 3 | 100.0% | 0.0% |
| 11/5 BAL | | | | | | | | | | | | | | |
| Titans: | 7 7 7 | 3 / 3 | 3 | 0 | 0 | 0 | 0 | 0 | 0 | 0 | 0 | 21 | 100.0% | 100.0% |
| Opponents: | 3 Dwn 7 7 | 3 / 4 | 2 | 1 | 1 | 0 | 0 | 1 | 0 | 0 | 0 | 17 | 75.0% | 50.0% |
| 11/12 CIN | | | | | | | | | | | | | | |
| Titans: | 7 7 7 | 3 / 3 | 3 | 0 | 0 | 0 | 0 | 0 | 0 | 0 | 0 | 21 | 100.0% | 100.0% |
| Opponents: | Fum 7 | 1 / 2 | 1 | 0 | 0 | 0 | 1 | 0 | 0 | 0 | 0 | 7 | 50.0% | 50.0% |
| 11/16 at PIT | | | | | | | | | | | | | | |
| Titans: | 7 3 | 2 / 2 | 1 | 1 | 1 | 0 | 0 | 0 | 0 | 0 | 0 | 10 | 100.0% | 50.0% |
| Opponents: | 3 3 7 7 7 3 Dwn | 6 / 7 | 3 | 3 | 3 | 0 | 0 | 1 | 0 | 0 | 0 | 30 | 85.7% | 42.9% |
| 11/26 at IND | | | | | | | | | | | | | | |
| Titans: | 3 7 7 Gm | 3 / 4 | 2 | 1 | 1 | 0 | 0 | 0 | 1 | 0 | 0 | 17 | 75.0% | 50.0% |
| Opponents: | 3 3 7 3 | 4 / 4 | 1 | 3 | 3 | 0 | 0 | 0 | 0 | 0 | 0 | 16 | 100.0% | 25.0% |
| 12/3 HOU | | | | | | | | | | | | | | |
| Titans: | 7 | 1 / 1 | 1 | 0 | 0 | 0 | 0 | 0 | 0 | 0 | 0 | 7 | 100.0% | 100.0% |
| Opponents: | 3 7 M | 2 / 3 | 1 | 1 | 2 | 0 | 0 | 0 | 0 | 0 | 0 | 10 | 66.7% | 33.3% |
| 12/10 at ARI | | | | | | | | | | | | | | |
| Titans: | 7 | 1 / 1 | 1 | 0 | 0 | 0 | 0 | 0 | 0 | 0 | 0 | 7 | 100.0% | 100.0% |
| Opponents: | 3 3 3 | 3 / 3 | 0 | 3 | 3 | 0 | 0 | 0 | 0 | 0 | 0 | 9 | 100.0% | 0.0% |
| 12/17 at SF | | | | | | | | | | | | | | |
| Titans: | 7 3 7 | 3 / 3 | 2 | 1 | 1 | 0 | 0 | 0 | 0 | 0 | 0 | 17 | 100.0% | 66.7% |
| Opponents: | 7 3 3 3 | 4 / 4 | 1 | 3 | 3 | 0 | 0 | 0 | 0 | 0 | 0 | 16 | 100.0% | 25.0% |
| 12/24 LAR | | | | | | | | | | | | | | |
| Titans: | 3 3 7 3 | 4 / 4 | 1 | 3 | 3 | 0 | 0 | 0 | 0 | 0 | 0 | 16 | 100.0% | 25.0% |
| Opponents: | 7 M 7 7 | 3 / 4 | 3 | 0 | 1 | 0 | 0 | 0 | 0 | 0 | 0 | 21 | 75.0% | 75.0% |
| 12/31 JAX | | | | | | | | | | | | | | |
| Titans: | 3 3 | 2 / 2 | 0 | 2 | 2 | 0 | 0 | 0 | 0 | 0 | 0 | 6 | 100.0% | 0.0% |
| Opponents: | 3 | 1 / 1 | 0 | 1 | 1 | 0 | 0 | 0 | 0 | 0 | 0 | 3 | 100.0% | 0.0% |
| TOTALS | | | | | | | | | | | | | | |
| Titans: | | 38 / 40 | 21 | 17 | 17 | 0 | 0 | 1 | 1 | 0 | 0 | 198 | 95.0% | 52.5% |
| Opponents: | | 48 / 56 | 27 | 21 | 23 | 1 | 1 | 4 | 0 | 0 | 0 | 252 | 85.7% | 48.2% |

GOAL-TO-GO SITUATIONS

| Game | Results | Total Succ. / Att. | TD | FG | FGA | Int | Fum | Dwn | Gm | Hlf | Punt | Total Points | Scoring Eff. | TD Eff. |
|--------------|-----------|-----------------------|----|----|-----|-----|-----|-----|----|-----|------|-----------------|-----------------|------------|
| 9/10 OAK | | | | | | | | | | | | | | |
| Titans: | 7 3 | 2 / 2 | 1 | 1 | 1 | 0 | 0 | 0 | 0 | 0 | 0 | 10 | 100.0% | 50.0% |
| Opponents: | 7 3 | 2 / 2 | 1 | 1 | 1 | 0 | 0 | 0 | 0 | 0 | 0 | 10 | 100.0% | 50.0% |
| 9/17 at JAX | | | | | | | | | | | | | | |
| Titans: | 3 7 7 | 3 / 3 | 2 | 1 | 1 | 0 | 0 | 0 | 0 | 0 | 0 | 17 | 100.0% | 66.7% |
| Opponents: | 7 | 1 / 1 | 1 | 0 | 0 | 0 | 0 | 0 | 0 | 0 | 0 | 7 | 100.0% | 100.0% |
| 9/24 SEA | | | | | | | | | | | | | | |
| Titans: | | 0 / 0 | 0 | 0 | 0 | 0 | 0 | 0 | 0 | 0 | 0 | 0 | - | - |
| Opponents: | 7 7 | 2 / 2 | 2 | 0 | 0 | 0 | 0 | 0 | 0 | 0 | 0 | 14 | 100.0% | 100.0% |
| 10/1 at HOU | | | | | | | | | | | | | | |
| Titans: | 7 | 1 / 1 | 1 | 0 | 0 | 0 | 0 | 0 | 0 | 0 | 0 | 7 | 100.0% | 100.0% |
| Opponents: | 7 7 7 7 7 | 5 / 5 | 5 | 0 | 0 | 0 | 0 | 0 | 0 | 0 | 0 | 35 | 100.0% | 100.0% |
| 10/8 at MIA | | | | | | | | | | | | | | |
| Titans: | 7 | 1 / 1 | 1 | 0 | 0 | 0 | 0 | 0 | 0 | 0 | 0 | 7 | 100.0% | 100.0% |
| Opponents: | 7 | 1 / 1 | 1 | 0 | 0 | 0 | 0 | 0 | 0 | 0 | 0 | 7 | 100.0% | 100.0% |
| 10/16 IND | | | | | | | | | | | | | | |
| Titans: | 3 7 | 2 / 2 | 1 | 1 | 1 | 0 | 0 | 0 | 0 | 0 | 0 | 10 | 100.0% | 50.0% |
| Opponents: | 7 3 | 2 / 2 | 1 | 1 | 1 | 0 | 0 | 0 | 0 | 0 | 0 | 10 | 100.0% | 50.0% |
| 10/22 at CLE | | | | | | | | | | | | | | |
| Titans: | 3 Dwn | 1 / 2 | 0 | 1 | 1 | 0 | 0 | 1 | 0 | 0 | 0 | 3 | 50.0% | 0.0% |
| Opponents: | | 0 / 0 | 0 | 0 | 0 | 0 | 0 | 0 | 0 | 0 | 0 | 0 | - | - |
| 11/5 BAL | | | | | | | | | | | | | | |
| Titans: | 7 | 1 / 1 | 1 | 0 | 0 | 0 | 0 | 0 | 0 | 0 | 0 | 7 | 100.0% | 100.0% |
| Opponents: | 7 | 1 / 1 | 1 | 0 | 0 | 0 | 0 | 0 | 0 | 0 | 0 | 7 | 100.0% | 100.0% |
| 11/12 CIN | | | | | | | | | | | | | | |
| Titans: | 7 7 | 2 / 2 | 2 | 0 | 0 | 0 | 0 | 0 | 0 | 0 | 0 | 14 | 100.0% | 100.0% |
| Opponents: | Fum 7 | 1 / 2 | 1 | 0 | 0 | 0 | 1 | 0 | 0 | 0 | 0 | 7 | 50.0% | 50.0% |
| 11/16 at PIT | | | | | | | | | | | | | | |
| Titans: | 7 | 1 / 1 | 1 | 0 | 0 | 0 | 0 | 0 | 0 | 0 | 0 | 7 | 100.0% | 100.0% |
| Opponents: | 3 7 7 | 3 / 3 | 2 | 1 | 1 | 0 | 0 | 0 | 0 | 0 | 0 | 17 | 100.0% | 66.7% |
| 11/26 at IND | | | | | | | | | | | | | | |
| Titans: | 7 7 | 2 / 2 | 2 | 0 | 0 | 0 | 0 | 0 | 0 | 0 | 0 | 14 | 100.0% | 100.0% |
| Opponents: | 3 3 | 2 / 2 | 0 | 2 | 2 | 0 | 0 | 0 | 0 | 0 | 0 | 6 | 100.0% | 0.0% |
| 12/3 HOU | | | | | | | | | | | | | | |
| Titans: | 7 | 1 / 1 | 1 | 0 | 0 | 0 | 0 | 0 | 0 | 0 | 0 | 7 | 100.0% | 100.0% |
| Opponents: | 3 7 M | 2 / 3 | 1 | 1 | 2 | 0 | 0 | 0 | 0 | 0 | 0 | 10 | 66.7% | 33.3% |
| 12/10 at ARI | | | | | | | | | | | | | | |
| Titans: | | 0 / 0 | 0 | 0 | 0 | 0 | 0 | 0 | 0 | 0 | 0 | 0 | - | - |
| Opponents: | 3 | 1 / 1 | 0 | 1 | 1 | 0 | 0 | 0 | 0 | 0 | 0 | 3 | 100.0% | 0.0% |
| 12/17 at SF | | | | | | | | | | | | | | |
| Titans: | 7 7 | 2 / 2 | 2 | 0 | 0 | 0 | 0 | 0 | 0 | 0 | 0 | 14 | 100.0% | 100.0% |
| Opponents: | 7 3 | 2 / 2 | 1 | 1 | 1 | 0 | 0 | 0 | 0 | 0 | 0 | 10 | 100.0% | 50.0% |
| 12/24 LAR | | | | | | | | | | | | | | |
| Titans: | 3 | 1 / 1 | 0 | 1 | 1 | 0 | 0 | 0 | 0 | 0 | 0 | 3 | 100.0% | 0.0% |
| Opponents: | 7 3 7 | 3 / 3 | 2 | 1 | 1 | 0 | 0 | 0 | 0 | 0 | 0 | 17 | 100.0% | 66.7% |
| 12/31 JAX | | | | | | | | | | | | | | |
| Titans: | | 0 / 0 | 0 | 0 | 0 | 0 | 0 | 0 | 0 | 0 | 0 | 0 | - | - |
| Opponents: | | 0 / 0 | 0 | 0 | 0 | 0 | 0 | 0 | 0 | 0 | 0 | 0 | - | - |
| TOTALS | | | | | | | | | | | | | | |
| Titans: | | 20 / 21 | 15 | 5 | 5 | 0 | 0 | 1 | 0 | 0 | 0 | 120 | 95.2% | 71.4% |
| Opponents: | | 28 / 30 | 19 | 9 | 10 | 0 | 1 | 0 | 0 | 0 | 0 | 160 | 93.3% | 63.3% |

TAKEAWAYS & GIVEAWAYS

TITANS TAKEAWAYS

| Game | Qtr | Scrim. | Player | Turnover | Caused by | Takeaway | at | Ret. | Yds. | Results | Pts. |
|---------------|-----|--------|-------------|--------------|---------------|-------------|--------|------|------|--------------|------|
| 9/17 at JAX | 2 | JAX 46 | B. Bortles | Fumble | B. Orakpo | E. Walden | JAX 39 | 0 | | Interception | 0 |
| 9/17 at JAX | 2 | TEN 42 | B. Bortles | Interception | A. Williamson | C. Riley | TEN 37 | 2 | | Field Goal | 3 |
| 9/17 at JAX | 3 | JAX 29 | B. Bortles | Interception | | D. Searcy | JAX 47 | 8 | | Field Goal | 3 |
| 10/1 at HOU | 2 | TEN 18 | D. Watson | Interception | | K. Byard | TEN 2 | 7 | | Half | 0 |
| 10/8 at MIA | 2 | MIA 22 | J. Ajayi | Fumble | A. Jackson | K. Byard | MIA 30 | 6 | | Field Goal | 3 |
| 10/8 at MIA | 2 | TEN 40 | J. Cutler | Interception | W. Woodyard | T. Smith | TEN 27 | 14 | | Punt | 0 |
| 10/16 vs. IND | 3 | IND 19 | J. Doyle | Fumble | A. Williamson | W. Woodyard | IND 31 | 0 | | Field Goal | 3 |
| 10/22 at CLE | 2 | TEN 28 | D. Kizer | Interception | | K. Byard | TEN 7 | 28 | | Half | 0 |
| 10/22 at CLE | 3 | CLE 32 | D. Kizer | Interception | | K. Byard | CLE 41 | 9 | | Downs | 0 |
| 10/22 at CLE | 4 | TEN 47 | C. Kessler | Interception | | K. Byard | TEN 8 | 23 | | Punt | 0 |
| 11/5 vs. BAL | 1 | BAL 30 | J. Flacco | Interception | L. Ryan | K. Byard | TEN 21 | 33 | | Touchdown | 7 |
| 11/5 vs. BAL | 3 | BAL 35 | J. Flacco | Interception | | K. Byard | TEN 39 | 0 | | Punt | 0 |
| 11/12 vs. CIN | 2 | CIN 37 | A. Dalton | Fumble | B. Orakpo | D. Morgan | CIN 27 | 0 | | Touchdown | 7 |
| 11/12 vs. CIN | 2 | TEN 9 | A. Dalton | Fumble | | D. Morgan | TEN 13 | 0 | | Interception | 0 |
| 11/26 at IND | 3 | IND 17 | J. Brissett | Fumble | | K. Byard | IND 4 | 0 | | Touchdown | 7 |
| 12/3 vs. HOU | 4 | TEN 29 | T. Savage | Interception | | L. Sims | TEN -8 | 0 | | Touchdown | 7 |
| 12/24 vs. LAR | 2 | LAR 11 | J. Goff | Fumble | J. Casey | W. Woodyard | LAR 4 | 4 | | Touchdown | 7 |
| 12/31 vs. JAX | 2 | TEN 29 | J. Mickens | Fumble | | P. Supernaw | JAX 23 | 0 | | Field Goal | 3 |
| 12/31 vs. JAX | 2 | JAX 26 | K. Cole | Fumble | A. Jackson | J. Brown | JAX 29 | 0 | | Field Goal | 3 |
| 12/31 vs. JAX | 4 | TEN 49 | B. Bortles | Interception | | K. Byard | TEN 30 | 29 | | Fumble | 0 |
| 12/31 vs. JAX | 4 | JAX 18 | B. Bortles | Interception | | K. Byard | JAX 48 | 1 | | Game | 0 |

Takeaway Season Totals:

| Takeaways resulted in ... | | | | | | | | | | | |
|---------------------------|----|----|---------|------|-------|------|------|------|------|------|------|
| No. | TD | FG | FG Att. | Punt | Downs | Int. | Fum. | Saf. | Game | Half | Pts. |
| 21 | 5 | 6 | 6 | 3 | 1 | 2 | 1 | 0 | 1 | 2 | 53 |

TITANS GIVEAWAYS

| Game | Qtr | Scrim. | Player | Turnover | Caused by | Takeaway | at | Ret. | Yds. | Results | Pts. |
|---------------|-----|--------|------------|--------------|----------------|---------------|----------|------|------|--------------|------|
| 9/17 at JAX | 2 | JAX 24 | M. Mariota | Interception | | T. Smith | JAX 14 | 2 | | Interception | 0 |
| 10/1 at HOU | 1 | TEN 26 | M. Mariota | Interception | | A. Hal | TEN 46 | 3 | | Touchdown | 7 |
| 10/1 at HOU | 2 | TEN 25 | M. Mariota | Interception | | A. Hal | HOU 49 | 0 | | Interception | 0 |
| 10/1 at HOU | 4 | TEN 42 | M. Cassel | Interception | | M. Gilchrist | HOU 41 | 17 | | Field Goal | 3 |
| 10/1 at HOU | 4 | TEN 25 | M. Cassel | Interception | | D. Cole | TEN 25 | 25 | | Touchdown | 7 |
| 10/1 at HOU | 4 | TEN 22 | M. Cassel | Fumble | J. Clowney | B. Dunn | TEN 15 | 0 | | Field Goal | 3 |
| 10/8 at MIA | 1 | TEN 36 | D. Murray | Fumble | D. Godchaux | R. Jones | TEN 42 | 0 | | Field Goal | 3 |
| 10/8 at MIA | 1 | TEN 31 | M. Cassel | Fumble | K. Alonso | R. Jones | TEN 38 | 38 | | Touchdown | 7 |
| 10/16 vs. IND | 3 | TEN 26 | M. Mariota | Interception | | J. Simon | TEN 26 | 26 | | Touchdown | 6 |
| 10/22 at CLE | 2 | TEN 28 | D. Walker | Fumble | C. Kirksey | I. Campbell | TEN 40 | 0 | | Field Goal | 3 |
| 11/5 vs. BAL | 4 | TEN 40 | M. Mariota | Interception | | E. Weddle | BAL 36 | 22 | | Touchdown | 7 |
| 11/12 vs. CIN | 2 | TEN 13 | M. Mariota | Interception | | D. Dennard | TEN 23 | 20 | | Touchdown | 7 |
| 11/12 vs. CIN | 4 | CIN 20 | C. Davis | Fumble | D. Kirkpatrick | Out of Bounds | End Zone | 0 | | Punt | 0 |
| 11/16 at PIT | 1 | TEN 27 | M. Mariota | Interception | | M. Hilton | 50 | 26 | | Field Goal | 3 |
| 11/16 at PIT | 2 | 50 | M. Mariota | Interception | | C. Sensabaugh | PIT 48 | 32 | | Field Goal | 3 |
| 11/16 at PIT | 4 | TEN 31 | M. Mariota | Interception | A. Burns | R. Golden | PIT 49 | -1 | | Field Goal | 3 |
| 11/16 at PIT | 4 | PIT 41 | M. Mariota | Interception | | S. Davis | PIT 37 | 41 | | Downs | 0 |
| 11/26 at IND | 2 | TEN 39 | M. Mariota | Interception | | R. Melvin | IND 45 | 0 | | Field Goal | 3 |
| 11/26 at IND | 2 | TEN 25 | M. Mariota | Interception | D. Butler | N. Hairston | TEN 44 | 10 | | Touchdown | 7 |
| 12/3 vs. HOU | 1 | HOU 34 | A. Jackson | Fumble | A. Blue | J. Todman | TEN 41 | 0 | | Field Goal | 3 |
| 12/10 at ARZ | 3 | ARZ 27 | M. Mariota | Interception | | T. Williams | ARZ 4 | 12 | | Missed FG | 0 |
| 12/10 at ARI | 4 | TEN 25 | M. Mariota | Interception | | J. Bynes | TEN 40 | 25 | | Field Goal | 3 |
| 12/17 at SF | 2 | TEN 37 | D. Walker | Fumble | B. Coyle | A. Colbert | TEN 46 | 0 | | Field Goal | 3 |
| 12/24 vs. LAR | 1 | TEN 35 | M. Mariota | Interception | | C. Littleton | LAR 45 | 2 | | Touchdown | 6 |
| 12/31 vs. JAX | 4 | JAX 26 | M. Mariota | Fumble | | Y. Ngakoue | JAX 33 | 67 | | Touchdown | 7 |

Giveaway Season Totals:

| Giveaways resulted in ... | | | | | | | | | | | |
|---------------------------|----|----|---------|------|-------|------|------|------|------|------|------|
| No. | TD | FG | FG Att. | Punt | Downs | Int. | Fum. | Saf. | Game | Half | Pts. |
| 25 | 9 | 11 | 12 | 1 | 1 | 2 | 0 | 0 | 0 | 0 | 94 |

FIRST DOWNS EARNED

Total first downs earned (parentheses indicates number earned on third or fourth down)

| NAME | RUSHING | PASSING | RECEIVING | PENALTY | TOTAL |
|----------------------|----------------|-----------------|-----------------|----------------|------------------|
| Marcus Mariota | 22 (8) | 147 (51) | | | 169 (59) |
| Delanie Walker | 1 | | 43 (11) | | 44 (11) |
| Derrick Henry | 39 (11) | | 4 (1) | | 43 (12) |
| DeMarco Murray | 29 (3) | | 10 (7) | | 39 (10) |
| Rishard Matthews | | | 37 (16) | | 37 (16) |
| PENALTY | | | | 36 (18) | 36 (18) |
| Eric Decker | | | 30 (11) | | 30 (11) |
| Corey Davis | | | 17 (5) | | 17 (5) |
| Matt Cassel | | 10 (3) | | | 10 (3) |
| Taywan Taylor | 1 | | 9 (3) | | 10 (3) |
| Jonnu Smith | | | 5 | | 5 () |
| Adoree' Jackson | 3 | | | | 3 () |
| Phillip Supernaw | | | 2 | | 2 () |
| Jalston Fowler | 1 | | | | 1 () |
| David Fluellen | 1 | | | | 1 () |
| TITANS TOTALS | 97 (22) | 157 (54) | 157 (54) | 36 (18) | 447 (148) |

Note: One first down awarded to both passer and receiver on passes resulting in first down.

KICKOFF ANALYSIS

TITANS

| SUCCOP | | No. | No. In EZ | TB | Opp. Ret. | Ret. Yds. | Ret. Avg. | FC | Squib | Out of Bounds | Onside Rec. / Att. |
|---------------|--------|-----|-----------|----|-----------|-----------|-----------|----|-------|---------------|--------------------|
| 9/10 | OAK | 5 | 4 | 3 | 1 | 41 | 41.0 | 0 | 0 | 0 | 0 / 1 |
| 9/17 | at JAX | 7 | 6 | 3 | 4 | 88 | 22.0 | 0 | 0 | 0 | 0 / 0 |
| 9/24 | SEA | 7 | 7 | 7 | 0 | 0 | - | 0 | 0 | 0 | 0 / 0 |
| 10/1 | at HOU | 3 | 3 | 2 | 1 | 42 | 42.0 | 0 | 0 | 0 | 0 / 0 |
| 10/8 | at MIA | 3 | 2 | 1 | 2 | 44 | 22.0 | 0 | 0 | 0 | 0 / 0 |
| 10/16 | IND | 9 | 8 | 4 | 5 | 157 | 31.4 | 0 | 0 | 0 | 0 / 0 |
| 10/22 | at CLE | 5 | 5 | 4 | 1 | 30 | 30.0 | 0 | 0 | 0 | 0 / 0 |
| 11/5 | BAL | 5 | 4 | 4 | 1 | 22 | 22.0 | 0 | 0 | 0 | 0 / 0 |
| 11/12 | CIN | 4 | 4 | 3 | 1 | 26 | 26.0 | 0 | 0 | 0 | 0 / 0 |
| 11/16 | at PIT | 4 | 3 | 3 | 1 | 21 | 21.0 | 0 | 0 | 0 | 0 / 0 |
| 11/26 | at IND | 5 | 5 | 5 | 0 | 0 | - | 0 | 0 | 0 | 0 / 0 |
| 12/3 | HOU | 5 | 3 | 3 | 2 | 42 | 21.0 | 0 | 0 | 0 | 0 / 0 |
| 12/10 | at ARI | 2 | 0 | 0 | 2 | 27 | 13.5 | 0 | 0 | 0 | 0 / 0 |
| 12/17 | at SF | 6 | 4 | 2 | 4 | 65 | 16.3 | 0 | 0 | 0 | 0 / 0 |
| 12/24 | LAR | 6 | 6 | 2 | 4 | 87 | 21.8 | 0 | 0 | 0 | 0 / 0 |
| 12/31 | JAX | 4 | 2 | 1 | 3 | 58 | 19.3 | 0 | 0 | 0 | 0 / 0 |
| SUCCOP TOTALS | | 80 | 66 | 47 | 32 | 750 | 23.4 | 0 | 0 | 0 | 0 / 1 |

OPPONENTS

| | | No. | No. In EZ | TB | Titans Ret. | Ret. Yds. | Ret. Avg. | FC | Squib | Out of Bounds | Onside Rec. / Att. |
|--------|--------|-----|-----------|----|-------------|-----------|-----------|----|-------|---------------|--------------------|
| 9/10 | OAK | 6 | 6 | 5 | 1 | 35 | 35.0 | 0 | 0 | 0 | 0 / 0 |
| 9/17 | at JAX | 4 | 2 | 2 | 2 | 22 | 11.0 | 0 | 0 | 0 | 0 / 1 |
| 9/24 | SEA | 5 | 3 | 2 | 2 | 27 | 13.5 | 0 | 0 | 0 | 0 / 1 |
| 10/1 | at HOU | 11 | 10 | 8 | 3 | 71 | 23.7 | 0 | 0 | 0 | 0 / 0 |
| 10/8 | at MIA | 4 | 3 | 2 | 2 | 39 | 19.5 | 0 | 0 | 0 | 0 / 0 |
| 10/16 | IND | 6 | 6 | 4 | 2 | 46 | 23.0 | 0 | 0 | 0 | 0 / 0 |
| 10/22 | at CLE | 4 | 4 | 4 | 0 | 0 | - | 0 | 0 | 0 | 0 / 0 |
| 11/5 | BAL | 5 | 3 | 3 | 1 | 4 | 4.0 | 0 | 0 | 0 | 0 / 1 |
| 11/12 | CIN | 4 | 3 | 1 | 3 | 71 | 23.7 | 0 | 0 | 0 | 0 / 0 |
| 11/16 | at PIT | 9 | 8 | 4 | 5 | 103 | 20.6 | 0 | 0 | 0 | 0 / 0 |
| 11/26 | at IND | 5 | 4 | 4 | 1 | 15 | 15.0 | 0 | 0 | 0 | 0 / 0 |
| 12/3 | HOU | 4 | 4 | 4 | 0 | 0 | - | 0 | 0 | 0 | 0 / 0 |
| 12/10 | at ARI | 5 | 5 | 3 | 2 | 55 | 27.5 | 0 | 0 | 0 | 0 / 0 |
| 12/17 | at SF | 7 | 7 | 6 | 1 | 21 | 21.0 | 0 | 0 | 0 | 0 / 0 |
| 12/24 | LAR | 5 | 4 | 2 | 3 | 109 | 36.3 | 0 | 0 | 0 | 0 / 0 |
| 12/31 | JAX | 3 | 2 | 2 | 0 | 0 | - | 1 | 0 | 0 | 0 / 0 |
| TOTALS | | 87 | 74 | 56 | 28 | 618 | 22.1 | 1 | 0 | 0 | 0 / 3 |

INSTANT REPLAY ANALYSIS

CHALLENGES BY TITANS

| Game | Qtr | Time | Dwn | Dist | Play | Review Result | Explanation |
|---------------|-----|-------|-----|------|--|---------------|--|
| 9/10 vs. OAK | | | | | (none) | | |
| 9/17 at JAX | | | | | (none) | | |
| 9/24 vs. SEA | | | | | (none) | | |
| 10/1 at HOU | | | | | (none) | | |
| 10/8 at MIA | | | | | (none) | | |
| 10/16 vs. IND | | | | | (none) | | |
| 10/22 at CLE | | | | | (none) | | |
| 11/5 vs. BAL | | | | | (none) | | |
| 11/12 vs. CIN | | | | | (none) | | |
| 11/16 at PIT | | | | | (none) | | |
| 11/26 at IND | 2 | 4:06 | 2 | 10 | D. Moncrief 16-yard reception to TEN 9 | Upheld | D. Moncrief secured the catch |
| 12/3 vs. HOU | 3 | 6:29 | 3 | 7 | A. Blue 7-yard reception to TEN 9 | Upheld | A. Blue reached TEN 9 for a first down |
| 12/10 at ARZ | | | | | (none) | | |
| 12/17 at SF | 2 | 4:38 | 1 | 10 | M. Goodwin 10-yard reception to TEN 43 | Upheld | M. Goodwin possessed the ball over E. Walden |
| 12/24 vs. LAR | 1 | :24 | 2 | 11 | R. Woods 11-yard catch to LAR 31 | Reversed | R. Woods 10-yard catch short of the 1st down |
| 12/24 vs. LAR | 3 | 7:41 | 3 | 3 | J. Goff 3-yard run to TEN 12 | Reversed | J. Goff 2-yard run short of the 1st down |
| 12/31 vs. JAX | 2 | 13:58 | 1 | 10 | K. Cole 15-yard catch to JAX 34 | Upheld | K. Cole secured the catch |
| 12/31 vs. JAX | 2 | 3:49 | 4 | 4 | B. Nortman 44-yard punt to TEN 5 | Reversed | JAX too many players on the field |

Total challenges by Titans: 7

Calls reversed: 3

CHALLENGES BY OPPONENTS

| Game | Qtr | Time | Dwn | Dist | Play | Review Result | Explanation |
|---------------|-----|-------|-----|------|--|---------------|---|
| 9/10 vs. OAK | | | | | (none) | | |
| 9/17 at JAX | | | | | (none) | | |
| 9/24 vs. SEA | | | | | (none) | | |
| 10/1 at HOU | | | | | (none) | | |
| 10/8 at MIA | | | | | (none) | | |
| 10/16 vs. IND | 4 | 2:26 | 4 | 1 | J. Brissett pushed out of bounds for no gain at TEN 13 | Upheld | Brissett did not reach the line to gain |
| 10/22 at CLE | 2 | 12:17 | 3 | 6 | D. Walker 12-yard catch to TEN 40 | Reversed | D. Walker fumble recovered by I. Campbell |
| 11/5 vs. BAL | 2 | 11:05 | 4 | 2 | J. Allen 1-yard run to TEN 34 on fourth-and-two | Reversed | J. Allen 2-yard run to TEN 33 for 1st down |
| 11/5 vs. BAL | 4 | 15:00 | 4 | 1 | J. Allen rush for no gain to TEN 17 on fourth-and-one | Upheld | J. Allen did not reach the line to gain |
| 11/12 vs. CIN | | | | | (none) | | |
| 11/16 at PIT | | | | | (none) | | |
| 11/26 at IND | 4 | 13:02 | 3 | 4 | H. Douglas 17-yard reception to TEN 35 | Reversed | The ball hit the ground for an incompletion |
| 12/3 vs. HOU | 3 | 1:38 | 3 | 14 | D. Walker 14-yard reception to HOU 26 | Reversed | D. Walker 13-yard catch short of first down |
| 12/10 at ARZ | 3 | 7:35 | 4 | 1 | E. Weems 1-yard run on fake punt | Reversed | E. Weems did not reach the line to gain |
| 12/17 at SF | | | | | (none) | | |
| 12/24 vs. LAR | 1 | 4:15 | 1 | 6 | E. Decker 5-yard catch to TEN 1 | Upheld | E. Decker was down by contact and no fumble |
| 12/31 vs. JAX | 11 | 12:56 | 2 | 12 | J. Smith 5-yard reception to TEN 44 | Upheld | J. Smith secured the catch |

Total challenges by Opponents: 9

Calls reversed: 5

CHALLENGES BY REVIEW ASSISTANT

| Game | Qtr | Time | Dwn | Dist | Play | Review Result | Explanation |
|---------------|-----|-------|-----|------|--|---------------|--|
| 9/10 vs. OAK | 1 | 13:02 | 1 | 8 | A. Cooper 8-yard touchdown catch | Upheld | A. Cooper was not down by contact |
| 9/17 at JAX | | | | | (none) | | |
| 9/24 vs. SEA | | | | | (none) | | |
| 10/1 at HOU | | | | | (none) | | |
| 10/8 at MIA | 1 | :12 | 2 | 20 | M. Cassel fumble returned by R. Jones for 38-yard TD | Upheld | M. Cassel fumbled prior to throwing pass |
| 10/16 vs. IND | 4 | 2:45 | 2 | 10 | J. Doyle fumble caused and recovered by L. Ryan | Reversed | J. Brissett incomplete pass to J. Doyle |
| 10/22 at CLE | 4 | :55 | 3 | 8 | I. Crowell 9-yard catch to TEN 27 | Reversed | Incomplete pass to I. Crowell |
| 11/5 vs. BAL | | | | | (none) | | |
| 11/12 vs. CIN | 4 | 13:28 | 3 | 4 | C. Davis 20-yard touchdown catch | Reversed | C. Davis 19-yard catch then fumble out of end zone |
| 11/12 vs. CIN | 4 | :15 | 4 | 13 | G. Bernard 15-yard catch to CIN 37 | Upheld | G. Bernard was inbounds |
| 11/16 at PIT | 1 | 3:11 | 3 | 7 | M. Mariota 7-yard touchdown run | Upheld | M. Mariota broke the plane |
| 11/16 at PIT | 3 | :02 | 2 | 8 | L. Bell 8-yard touchdown run | Reversed | L. Bell did not break the plane |
| 11/26 at IND | 2 | 8:38 | 2 | 9 | M. Mariota pass intercepted by R. Melvin at IND 45 | Upheld | R. Melvin secured the interception |
| 12/3 vs. HOU | 1 | 10:19 | 1 | 4 | T. Savage 4-yard touchdown pass to D. Hopkins | Reversed | D. Hopkins didn't get both feet inbounds |
| 12/3 vs. HOU | 2 | 10:48 | 3 | 4 | T. Savage 4-yard touchdown pass to S. Anderson | Upheld | S. Anderson secured the touchdown catch |
| 12/3 vs. HOU | 2 | 2:00 | 3 | 2 | T. Savage 17-yard pass to D. Hopkins | Upheld | D. Hopkins got both feet inbounds |
| 12/3 vs. HOU | 4 | 1:13 | 1 | 10 | L. Sims intercepts T. Savage in the end zone | Upheld | L. Sims secured the interception in the end zone |
| 12/10 at ARZ | 2 | 7:23 | 2 | 2 | D. Henry 6-yard touchdown run | Upheld | D. Henry broke the plane for touchdown |
| 12/17 at SF | | | | | (none) | | |
| 12/24 vs. LAR | | | | | (none) | | |
| 12/31 vs. JAX | 2 | 1:15 | 1 | 10 | K. Cole 4-yard reception and fumble forced by A. Jackson | Upheld | K. Cole secured the catch and fumbled |

Total reviews by Assistant: 15

Calls reversed: 5

TENNESSEE TITANS PLAYOFF RECORD WHEN ...

| | 2017 | | 2008 | | 2007 | | 2003 | | 2002 | | 2000 | | 1999 | | 7-YR. TOTAL | | |
|----------------------------------|------|---|------|---|------|---|------|---|------|---|------|---|------|---|-------------|---|-------|
| | W | L | W | L | W | L | W | L | W | L | W | L | W | L | W | L | Pct. |
| Overall Record | 1 | 1 | 0 | 1 | 0 | 1 | 1 | 1 | 1 | 1 | 0 | 1 | 3 | 1 | 6 | 7 | 0.462 |
| Home | 0 | 0 | 0 | 1 | 0 | 0 | 0 | 0 | 1 | 0 | 0 | 1 | 1 | 0 | 2 | 2 | 0.500 |
| Away | 1 | 1 | 0 | 0 | 0 | 1 | 1 | 1 | 0 | 1 | 0 | 0 | 2 | 0 | 4 | 4 | 0.500 |
| Neutral | 0 | 0 | 0 | 0 | 0 | 0 | 0 | 0 | 0 | 0 | 0 | 0 | 0 | 1 | 0 | 1 | 0.000 |
| By Month | | | | | | | | | | | | | | | | | |
| January | 1 | 1 | 0 | 1 | 0 | 1 | 1 | 1 | 1 | 1 | 0 | 1 | 3 | 1 | 6 | 7 | 0.462 |
| vs. AFC | 1 | 1 | 0 | 1 | 0 | 1 | 1 | 1 | 1 | 1 | 0 | 1 | 3 | 0 | 6 | 6 | 0.500 |
| South (beginning '02) | 0 | 0 | 0 | 0 | 0 | 0 | 0 | 0 | 0 | 0 | - | - | - | - | 0 | 0 | 0.000 |
| East | 0 | 1 | 0 | 0 | 0 | 0 | 0 | 1 | 0 | 0 | 0 | 0 | 1 | 0 | 1 | 2 | 0.333 |
| West | 1 | 0 | 0 | 0 | 0 | 1 | 0 | 0 | 0 | 1 | 0 | 0 | 0 | 0 | 1 | 2 | 0.333 |
| North (beginning '02) | 0 | 0 | 0 | 1 | 0 | 0 | 1 | 0 | 1 | 0 | - | - | - | - | 2 | 1 | 0.667 |
| Central (through '01) | - | - | - | - | - | - | - | - | - | - | 0 | 1 | 2 | 0 | 2 | 1 | 0.667 |
| vs. NFC | 0 | 0 | 0 | 0 | 0 | 0 | 0 | 0 | 0 | 0 | 0 | 0 | 0 | 1 | 0 | 1 | 0.000 |
| South (beginning '02) | 0 | 0 | 0 | 0 | 0 | 0 | 0 | 0 | 0 | 0 | - | - | - | - | 0 | 0 | 0.000 |
| East | 0 | 0 | 0 | 0 | 0 | 0 | 0 | 0 | 0 | 0 | 0 | 0 | 0 | 0 | 0 | 0 | 0.000 |
| North (beginning '02) | 0 | 0 | 0 | 0 | 0 | 0 | 0 | 0 | 0 | 0 | 0 | 0 | 0 | 0 | 0 | 0 | 0.000 |
| West | 0 | 0 | 0 | 0 | 0 | 0 | 0 | 0 | 0 | 0 | 0 | 0 | 0 | 1 | 0 | 1 | 0.000 |
| Central (through '01) | - | - | - | - | - | - | - | - | - | - | 0 | 0 | 0 | 0 | 0 | 0 | 0.000 |
| Playing Conditions | | | | | | | | | | | | | | | | | |
| On grass | 1 | 0 | 0 | 1 | 0 | 1 | 0 | 1 | 1 | 1 | 0 | 1 | 2 | 0 | 4 | 5 | 0.444 |
| On AstroTurf | 0 | 0 | 0 | 0 | 0 | 0 | 0 | 0 | 0 | 0 | 0 | 0 | 1 | 1 | 1 | 1 | 0.500 |
| On synthetic grass | 0 | 1 | 0 | 0 | 0 | 0 | 1 | 0 | 0 | 0 | 0 | 0 | 0 | 0 | 1 | 1 | 0.500 |
| Outdoors | 1 | 1 | 0 | 1 | 0 | 1 | 1 | 1 | 1 | 1 | 0 | 1 | 2 | 0 | 5 | 6 | 0.455 |
| Indoors | 0 | 0 | 0 | 0 | 0 | 0 | 0 | 0 | 0 | 0 | 0 | 0 | 1 | 1 | 1 | 1 | 0.500 |
| Day | 1 | 0 | 0 | 1 | 0 | 1 | 1 | 0 | 1 | 1 | 0 | 1 | 3 | 0 | 6 | 4 | 0.600 |
| Night | 0 | 1 | 0 | 0 | 0 | 0 | 0 | 1 | 0 | 0 | 0 | 0 | 0 | 1 | 0 | 3 | 0.000 |
| Temp. 85 or higher | 0 | 0 | 0 | 0 | 0 | 0 | 0 | 0 | 0 | 0 | 0 | 0 | 0 | 0 | 0 | 0 | 0.000 |
| Temp. 32 or lower | 0 | 1 | 0 | 0 | 0 | 0 | 0 | 1 | 0 | 0 | 0 | 0 | 0 | 0 | 0 | 2 | 0.000 |
| In white jerseys | 1 | 1 | 0 | 0 | 0 | 1 | 1 | 1 | 0 | 1 | 0 | 0 | 2 | 0 | 4 | 4 | 0.500 |
| In navy jerseys | 0 | 0 | 0 | 0 | 0 | 0 | 0 | 0 | 1 | 0 | 0 | 1 | 1 | 1 | 2 | 2 | 0.500 |
| In light blue jerseys | 0 | 0 | 0 | 1 | 0 | 0 | 0 | 0 | 0 | 0 | 0 | 0 | 0 | 0 | 0 | 1 | 0.000 |
| Win coin toss | 1 | 0 | 0 | 1 | 0 | 1 | 0 | 1 | 0 | 0 | 0 | 1 | 2 | 0 | 3 | 4 | 0.429 |
| Lose coin toss | 0 | 1 | 0 | 0 | 0 | 0 | 1 | 0 | 1 | 1 | 0 | 0 | 1 | 1 | 3 | 3 | 0.500 |
| Titans score on 1st drive | 0 | 0 | 0 | 0 | 0 | 1 | 1 | 0 | 1 | 1 | 0 | 1 | 0 | 0 | 2 | 3 | 0.400 |
| Opp. scores on 1st drive | 0 | 0 | 0 | 0 | 0 | 0 | 0 | 1 | 0 | 1 | 0 | 0 | 1 | 0 | 1 | 2 | 0.333 |
| Titans score first | 0 | 1 | 0 | 1 | 0 | 1 | 1 | 0 | 1 | 0 | 0 | 1 | 1 | 0 | 3 | 4 | 0.429 |
| Opponent scores first | 1 | 0 | 0 | 0 | 0 | 0 | 0 | 1 | 0 | 1 | 0 | 0 | 2 | 1 | 3 | 3 | 0.500 |
| Lead after 1 quarter | 0 | 1 | 0 | 0 | 0 | 1 | 0 | 0 | 1 | 0 | 0 | 1 | 0 | 0 | 1 | 3 | 0.250 |
| Tied after 1 quarter | 0 | 0 | 0 | 1 | 0 | 0 | 1 | 1 | 0 | 0 | 0 | 0 | 2 | 0 | 3 | 2 | 0.600 |
| Trail after 1 quarter | 1 | 0 | 0 | 0 | 0 | 0 | 0 | 0 | 0 | 1 | 0 | 0 | 1 | 1 | 2 | 2 | 0.500 |

| | 2017 | | 2008 | | 2007 | | 2003 | | 2002 | | 2000 | | 1999 | | 7-YR. TOTAL | | |
|--------------------------|------|---|------|---|------|---|------|---|------|---|------|---|------|---|-------------|---|-------|
| | W | L | W | L | W | L | W | L | W | L | W | L | W | L | W | L | Pct. |
| Lead at half | 0 | 0 | 0 | 0 | 0 | 1 | 0 | 0 | 1 | 0 | 0 | 0 | 1 | 0 | 2 | 1 | 0.667 |
| Tied at half | 0 | 0 | 0 | 1 | 0 | 0 | 0 | 0 | 0 | 0 | 0 | 1 | 0 | 0 | 0 | 2 | 0.000 |
| Trail at half | 1 | 1 | 0 | 0 | 0 | 0 | 1 | 1 | 0 | 1 | 0 | 0 | 2 | 1 | 4 | 4 | 0.500 |
| Lead after 3 quarters | 0 | 0 | 0 | 0 | 0 | 0 | 1 | 0 | 1 | 0 | 0 | 0 | 3 | 0 | 5 | 0 | 1.000 |
| Tied after 3 quarters | 0 | 0 | 0 | 1 | 0 | 0 | 0 | 1 | 0 | 0 | 0 | 1 | 0 | 0 | 0 | 3 | 0.000 |
| Trail after 3 quarters | 1 | 1 | 0 | 0 | 0 | 1 | 0 | 0 | 0 | 1 | 0 | 0 | 0 | 1 | 1 | 4 | 0.200 |
| Outcome 7 points or less | 1 | 0 | 0 | 1 | 0 | 0 | 1 | 1 | 1 | 0 | 0 | 0 | 2 | 1 | 5 | 3 | 0.625 |
| Outcome 3 points or less | 1 | 0 | 0 | 1 | 0 | 0 | 1 | 1 | 1 | 0 | 0 | 0 | 1 | 0 | 4 | 2 | 0.667 |
| In Overtime | 0 | 0 | 0 | 0 | 0 | 0 | 0 | 0 | 1 | 0 | 0 | 0 | 0 | 0 | 1 | 0 | 1.000 |
| Score 20 or more points | 1 | 0 | 0 | 0 | 0 | 0 | 1 | 0 | 1 | 1 | 0 | 0 | 2 | 0 | 5 | 1 | 0.833 |
| Allow 20 or fewer points | 0 | 0 | 0 | 1 | 0 | 1 | 1 | 1 | 0 | 0 | 0 | 0 | 3 | 0 | 4 | 3 | 0.571 |
| Outgain opponent | 1 | 0 | 0 | 1 | 0 | 0 | 1 | 0 | 1 | 0 | 0 | 1 | 1 | 0 | 4 | 2 | 0.667 |
| Out-rush opponent | 1 | 0 | 0 | 1 | 0 | 1 | 1 | 0 | 1 | 1 | 0 | 1 | 3 | 1 | 6 | 5 | 0.545 |
| Out-pass opponent | 0 | 0 | 0 | 1 | 0 | 0 | 0 | 0 | 1 | 0 | 0 | 1 | 0 | 0 | 1 | 2 | 0.333 |
| + Turnover Margin | 0 | 0 | 0 | 0 | 0 | 0 | 0 | 0 | 0 | 0 | 0 | 0 | 1 | 0 | 1 | 0 | 1.000 |
| Even turnover margin | 0 | 1 | 0 | 0 | 0 | 0 | 0 | 1 | 0 | 0 | 0 | 0 | 1 | 1 | 1 | 3 | 0.250 |
| - Turnover margin | 1 | 0 | 0 | 1 | 0 | 1 | 1 | 0 | 1 | 1 | 0 | 1 | 1 | 0 | 4 | 4 | 0.500 |
| Titans 300+ yards | 1 | 0 | 0 | 1 | 0 | 0 | 1 | 0 | 1 | 1 | 0 | 1 | 1 | 1 | 4 | 4 | 0.500 |
| Titans –300 yards | 0 | 1 | 0 | 0 | 0 | 1 | 0 | 1 | 0 | 0 | 0 | 0 | 2 | 0 | 2 | 3 | 0.400 |
| Titans 30+ rushes | 1 | 0 | 0 | 0 | 0 | 1 | 1 | 0 | 1 | 1 | 0 | 1 | 3 | 1 | 6 | 4 | 0.600 |
| Titans –30 rushes | 0 | 1 | 0 | 1 | 0 | 0 | 0 | 1 | 0 | 0 | 0 | 0 | 0 | 0 | 0 | 3 | 0.000 |
| Time of poss. 30:00 + | 1 | 0 | 0 | 1 | 0 | 0 | 1 | 1 | 1 | 1 | 0 | 1 | 3 | 1 | 6 | 5 | 0.545 |
| Time of poss. – 30:00 | 0 | 1 | 0 | 0 | 0 | 1 | 0 | 0 | 0 | 0 | 0 | 0 | 0 | 0 | 0 | 2 | 0.000 |
| Have 100-yard rusher | 1 | 0 | 0 | 0 | 0 | 0 | 0 | 0 | 0 | 0 | 0 | 0 | 2 | 0 | 3 | 0 | 1.000 |
| (E. George) | - | - | - | - | - | - | 0 | 0 | 0 | 0 | 0 | 0 | 2 | 0 | 2 | 0 | 1.000 |
| (D. Henry) | 1 | 0 | - | - | - | - | - | - | - | - | - | - | - | - | 1 | 0 | 1.000 |
| Have 100-yard receiver | 0 | 0 | 0 | 1 | 0 | 0 | 0 | 0 | 1 | 0 | 0 | 0 | 0 | 0 | 1 | 1 | 0.500 |
| (Gage) | - | - | 0 | 1 | 0 | 0 | - | - | - | - | - | - | - | - | 0 | 1 | 0.000 |
| (Wycheck) | - | - | - | - | - | - | 0 | 0 | 1 | 0 | 0 | 0 | 0 | 0 | 1 | 0 | 1.000 |
| Have 300-yard passer | 0 | 0 | 0 | 0 | 0 | 0 | 0 | 0 | 1 | 0 | 0 | 0 | 0 | 0 | 1 | 0 | 1.000 |
| (McNair) | - | - | - | - | - | - | 0 | 0 | 1 | 0 | 0 | 0 | 0 | 0 | 1 | 0 | 1.000 |
| Oppon. 100-yard rusher | 0 | 0 | 0 | 0 | 0 | 0 | 0 | 0 | 0 | 0 | 0 | 0 | 1 | 0 | 1 | 0 | 1.000 |
| Oppon. 100-yard receiver | 0 | 1 | 0 | 0 | 0 | 1 | 0 | 0 | 0 | 0 | 0 | 0 | 0 | 0 | 0 | 2 | 0.000 |
| Oppon. 300-yard passer | 0 | 1 | 0 | 0 | 0 | 0 | 0 | 0 | 0 | 0 | 0 | 0 | 0 | 0 | 0 | 1 | 0.000 |

2017 TENNESSEE TITANS PLAYOFF SUPERLATIVES

TITANS

| | | |
|------------------------------|-----|--|
| LONGEST RUN FROM SCRIMMAGE: | 35t | by Derrick Henry at Kansas City, 1/6 |
| LONGEST PASS COMPLETION: | 36 | by Marcus Mariota to Delanie Walker at New England, 1/13 |
| LONGEST PUNT RETURN: | 13 | by Adoree' Jackson at Kansas City, 1/6 |
| LONGEST KICKOFF RETURN: | 25 | by Adoree' Jackson at New England, 1/13 |
| LONGEST INTERCEPTION RETURN: | N/A | |
| LONGEST PUNT: | 62 | by Brett Kern at New England, 1/13 |
| LONGEST FIELD GOAL: | 49 | by Ryan Succop at Kansas City, 1/6 |
| MOST RUSHING ATTEMPTS: | 23 | by Derrick Henry at Kansas City, 1/6 |
| MOST YARDS RUSHING: | 156 | by Derrick Henry at Kansas City, 1/6 |
| MOST PASSES ATTEMPTED: | 37 | by Marcus Mariota at New England, 1/13 |
| MOST YARDS PASSING: | 254 | by Marcus Mariota at New England, 1/13 |
| MOST PASSES CAUGHT: | 6 | Twice, last by Eric Decker at New England, 1/13 |
| MOST YARDS ON RECEPTIONS: | 85 | by Eric Decker at New England, 1/13 |
| MOST TOUCHDOWN PASSES: | 2 | Twice, last by Marcus Mariota at New England, 1/13 |
| MOST INTERCEPTIONS THROWN: | 1 | by Marcus Mariota at Kansas City, 1/6 |
| MOST RUSHING TOUCHDOWNS: | 1 | by Derrick Henry at Kansas City, 1/6 |
| MOST TOUCHDOWN RECEPTIONS: | 2 | by Corey Davis at New England, 1/13 |

OPPONENTS

| | | |
|------------------------------|-----|--|
| LONGEST RUN FROM SCRIMMAGE: | 20 | by Brandon Bolden at New England, 1/13 |
| LONGEST PASS COMPLETION: | 45 | by Alex Smith to Tyreek Hill at Kansas City, 1/6 |
| LONGEST PUNT RETURN: | 12 | by Danny Amendola at New England, 1/13 |
| LONGEST KICKOFF RETURN: | 29 | by Charcandrick West at Kansas City, 1/6 |
| LONGEST INTERCEPTION RETURN: | 28 | by Marcus Peters at Kansas City, 1/6 |
| LONGEST PUNT: | 57 | by Ryan Allen at New England, 1/13 |
| LONGEST FIELD GOAL: | N/A | |
| MOST RUSHING ATTEMPTS: | 15 | by Dion Lewis at New England, 1/13 |
| MOST YARDS RUSHING: | 62 | by Dion Lewis at New England, 1/13 |
| MOST PASSES ATTEMPTED: | 53 | by Tom Brady at New England, 1/13 |
| MOST YARDS PASSING: | 337 | by Tom Brady at New England, 1/13 |
| MOST PASSES CAUGHT: | 11 | by Danny Amendola at New England, 1/13 |
| MOST YARDS ON RECEPTIONS: | 112 | by Danny Amendola at New England, 1/13 |
| MOST TOUCHDOWN PASSES: | 3 | by Tom Brady at New England, 1/13 |
| MOST INTERCEPTIONS THROWN: | N/A | |
| MOST RUSHING TOUCHDOWNS: | 1 | Three times, last by Brandon Bolden at New England, 1/13 |
| MOST TOUCHDOWN RECEPTIONS: | 1 | Five times, last by Rob Gronkowski at New England, 1/13 |

TEAM HIGHS AND LOWS

| | <u>HIGH</u> | | <u>LOW</u> | |
|----------------------|-------------|----------------------|------------|----------------------|
| POINTS: | 22 | at Kansas City, 1/6 | 14 | at New England, 1/13 |
| FIRST DOWNS: | 23 | at Kansas City, 1/6 | 15 | at New England, 1/13 |
| NET RUSHING YARDS: | 202 | at Kansas City, 1/6 | 65 | at New England, 1/13 |
| NET PASSING YARDS: | 202 | at New England, 1/13 | 195 | at Kansas City, 1/6 |
| TOTAL OFFENSE: | 397 | at Kansas City, 1/6 | 267 | at New England, 1/13 |
| TOTAL PLAYS: | 64 | at Kansas City, 1/6 | 61 | at New England, 1/13 |
| RUSHING ATTEMPTS: | 31 | at Kansas City, 1/6 | 16 | at New England, 1/13 |
| PASSING ATTEMPTS: | 37 | at New England, 1/13 | 31 | at Kansas City, 1/6 |
| PASSES COMPLETED: | 22 | at New England, 1/13 | 19 | at Kansas City, 1/6 |
| PASSES HAD INT.: | 1 | at Kansas City, 1/6 | 0 | at New England, 1/13 |
| FUMBLES LOST: | 1 | at Kansas City, 1/6 | 0 | at New England, 1/13 |
| NUMBER OF PENALTIES: | 10 | at New England, 1/13 | 8 | at Kansas City, 1/6 |
| YARDS PENALIZED: | 62 | at New England, 1/13 | 50 | at Kansas City, 1/6 |
| TIME OF POSSESSION: | 32:28 | at Kansas City, 1/6 | 27:04 | at New England, 1/13 |

OPPONENT HIGHS AND LOWS

| | <u>HIGH</u> | | <u>LOW</u> | |
|----------------------|-------------|----------------------------------|------------|----------------------------------|
| POINTS: | 35 | at New England, 1/13 | 21 | at Kansas City, 1/6 |
| FIRST DOWNS: | 31 | at New England, 1/13 | 19 | at Kansas City, 1/6 |
| NET RUSHING YARDS: | 101 | at New England, 1/13 | 69 | at Kansas City, 1/6 |
| NET PASSING YARDS: | 337 | at New England, 1/13 | 256 | at Kansas City, 1/6 |
| TOTAL OFFENSE: | 438 | at New England, 1/13 | 325 | at Kansas City, 1/6 |
| TOTAL PLAYS: | 80 | at New England, 1/13 | 53 | at Kansas City, 1/6 |
| RUSHING ATTEMPTS: | 27 | at New England, 1/13 | 16 | at Kansas City, 1/6 |
| PASSING ATTEMPTS: | 53 | at New England, 1/13 | 33 | at Kansas City, 1/6 |
| PASSES COMPLETED: | 35 | at New England, 1/13 | 24 | at Kansas City, 1/6 |
| PASSES HAD INT.: | 0 | Twice, last at New England, 1/13 | 0 | Twice, last at New England, 1/13 |
| FUMBLES LOST: | 0 | Twice, last at New England, 1/13 | 0 | Twice, last at New England, 1/13 |
| NUMBER OF PENALTIES: | 8 | at Kansas City, 1/6 | 4 | at New England, 1/13 |
| YARDS PENALIZED: | 68 | at Kansas City, 1/6 | 37 | at New England, 1/13 |
| TIME OF POSSESSION: | 32:56 | at New England, 1/13 | 27:32 | at Kansas City, 1/6 |

LONGEST 2017 SCORING DRIVES

| | | | |
|-------------|----------|------|--|
| Most Plays: | Titans | 16 | at New England, 1/13, 80 yards, 3:53, TD |
| | Opponent | 16 | at New England, 1/13, 91 yards, 5:18, TD |
| Most Yards: | Titans | 95 | at New England, 1/13, 11 plays, 5:17, TD |
| | Opponent | 91 | at New England, 1/13, 16 plays, 5:18, TD |
| Most Time: | Titans | 8:29 | at Kansas City, 1/6, 15 plays, 91 yards, TD |
| | Opponent | 6:58 | at New England, 1/13, 15 plays, 90 yards, TD |

BIG PLAYS (30 OR MORE YARDS)

TITANS BIG PLAYS

1. 35 -yard touchdown run by Derrick Henry at Kansas City, 1/6
2. 36 -yard pass from Marcus Mariota to Delanie Walker at New England, 1/13

OPPONENTS BIG PLAYS

1. 45 -yard pass from Alex Smith to Tyreek Hill at Kansas City, 1/6
2. 31 -yard pass from Tom Brady to Dion Lewis at New England, 1/13

TURNOVER ANALYSIS

PLUS-MINUS TURNOVER RATIO

| | <u>Takeaways</u> | <u>Turnovers</u> | <u>Ratio</u> |
|-------------------------|------------------|------------------|--------------|
| 1 st Half | 0 | 1 | -1 |
| 1 st quarter | 0 | 0 | 0 |
| 2 nd quarter | 0 | 1 | -1 |
| 2 nd Half | 0 | 1 | -1 |
| 3 rd quarter | 0 | 1 | -1 |
| 4 th quarter | 0 | 0 | 0 |
| Overtime | 0 | 0 | 0 |
| Totals | 0 | 2 | -2 |

GAME-BY-GAME TURNOVER RATIO

| Date | Opponent | Takeaways | Turnovers | Ratio | Result |
|------|----------------|-----------|-----------|-------|--------|
| 1/6 | at Kansas City | 0 | 2 | -2 | W |
| 1/13 | at New England | 0 | 0 | 0 | L |

FUMBLES

| Player | Fumbles | Lost |
|-----------------|----------|----------|
| Adoree' Jackson | 1 | 1 |
| Derrick Henry | 1 | 0 |
| TOTALS | 2 | 1 |
| OPPONENTS | 0 | 0 |

INACTIVE PLAYERS

| Date | Opponent | Inactive Players |
|------|----------------|---|
| 1/6 | at Kansas City | Carraway, Douglas, Levin, Murray, Palmer, Riley, Weeden |
| 1/13 | at New England | Carraway, King, Levin, Muhammad, Murray, Riley, Weeden |

DRIVE ENGINEERING TITANS

| QB | Game | Drives Started | Drives Ended By . . . | | | | | | | | | Points Yield | Points/ Drive | Drive Eff. |
|----------------|------------|-------------------|-----------------------|----|-----|-----|-----|-----|-----|----|-----|-----------------|------------------|---------------|
| | | | TD | FG | FGA | PNT | DWN | TRN | SAF | GM | HLF | | | |
| Mariota | 1/6 at KC | 10 | 3 | 1 | 1 | 3 | 0 | 1 | 0 | 1 | 1 | 22 | 2.2 | 40.0% |
| | 1/13 at NE | 10 | 2 | 0 | 0 | 7 | 1 | 0 | 0 | 0 | 0 | 14 | 1.4 | 20.0% |
| MARIOTA TOTALS | | 20 | 5 | 1 | 1 | 10 | 1 | 1 | 0 | 1 | 1 | 36 | 1.8 | 30.0% |
| TEAM TOTALS | | 20 | 5 | 1 | 1 | 10 | 1 | 1 | 0 | 1 | 1 | 36 | 1.8 | 30.0% |

OPPONENTS

| QB | Game | Drives Started | Drives Ended By . . . | | | | | | | | | Points Yield | Points/ Drive | Drive Eff. |
|------------------|------------|-------------------|-----------------------|----|-----|-----|-----|-----|-----|----|-----|-----------------|------------------|---------------|
| | | | TD | FG | FGA | PNT | DWN | TRN | SAF | GM | HLF | | | |
| Smith | 1/6 at KC | 10 | 3 | 0 | 1 | 5 | 1 | 0 | 0 | 0 | 0 | 21 | 2.1 | 30.0% |
| Brady | 1/13 at NE | 11 | 5 | 0 | 1 | 4 | 0 | 0 | 0 | 1 | 0 | 35 | 3.2 | 45.5% |
| OPPONENTS TOTALS | | 21 | 8 | 0 | 2 | 9 | 1 | 0 | 0 | 1 | 0 | 56 | 2.7 | 38.1% |

THIRD DOWN EFFICIENCY

TITANS

| THIRD DOWN AND ... | | | | | | | | | | | | | | | | | | | | | | | |
|--------------------|------|------|------|------|------|------|------|------|------|------|------|------|------|------|------|------|------|------|------|------|-------|------|------|
| Game | 1 | | 2 | | 3 | | 4 | | 5 | | 6 | | 7 | | 8 | | 9 | | 10+ | | TOTAL | | PCT. |
| | Made | Att. | Made | Att. | Made | Att. | Made | Att. | Made | Att. | Made | Att. | Made | Att. | Made | Att. | Made | Att. | Made | Att. | Made | Att. | |
| 1/6 at KC | 0 | 0 | 1 | 1 | 2 | 3 | 0 | 2 | 0 | 0 | 1 | 1 | 0 | 0 | 1 | 1 | 1 | 1 | 2 | 4 | 8 | 13 | 61.5 |
| 1/13 at NE | 1 | 1 | 0 | 0 | 1 | 1 | 1 | 1 | 0 | 0 | 0 | 0 | 1 | 4 | 0 | 0 | 0 | 0 | 1 | 8 | 5 | 15 | 33.3 |
| TOTALS | 1 | 1 | 1 | 1 | 3 | 4 | 1 | 3 | 0 | 0 | 1 | 1 | 1 | 4 | 1 | 1 | 1 | 1 | 3 | 12 | 13 | 28 | 46.4 |

| | Made | Att. | Pct. |
|------------------------------|------|------|------|
| Titans third down and 1 - 4: | 6 | 9 | 66.7 |
| Titans third down and 5 - 9: | 4 | 7 | 57.1 |
| Titans third down and 10+ : | 3 | 12 | 25.0 |

OPPONENTS

| THIRD DOWN AND ... | | | | | | | | | | | | | | | | | | | | | | | |
|--------------------|------|------|------|------|------|------|------|------|------|------|------|------|------|------|------|------|------|------|------|------|-------|------|------|
| Game | 1 | | 2 | | 3 | | 4 | | 5 | | 6 | | 7 | | 8 | | 9 | | 10+ | | TOTAL | | PCT. |
| | Made | Att. | Made | Att. | Made | Att. | Made | Att. | Made | Att. | Made | Att. | Made | Att. | Made | Att. | Made | Att. | Made | Att. | Made | Att. | |
| 1/6 at KC | 0 | 1 | 0 | 1 | 1 | 1 | 1 | 1 | 0 | 0 | 2 | 3 | 0 | 0 | 0 | 0 | 0 | 2 | 0 | 2 | 4 | 11 | 36.4 |
| 1/13 at NE | 3 | 3 | 1 | 1 | 1 | 1 | 2 | 2 | 1 | 2 | 0 | 1 | 1 | 2 | 1 | 1 | 0 | 1 | 1 | 3 | 11 | 17 | 64.7 |
| TOTALS | 3 | 4 | 1 | 2 | 2 | 2 | 3 | 3 | 1 | 2 | 2 | 4 | 1 | 2 | 1 | 1 | 0 | 3 | 1 | 5 | 15 | 28 | 53.6 |

| | Made | Att. | Pct. |
|---------------------------------|------|------|------|
| Opponents third down and 1 - 4: | 9 | 11 | 81.8 |
| Opponents third down and 5 - 9: | 5 | 12 | 41.7 |
| Opponents third down and 10+ : | 1 | 5 | 20.0 |

INSIDE THE 20 EFFICIENCY

| Game | Results | | Total | | | | | | | | | | Total Points | Scoring Eff. | TD Eff. |
|------------|---------|---------|--------------|----|----|-----|-----|-----|-----|----|-----|------|-----------------|-----------------|------------|
| | | | Succ. / Att. | TD | FG | FGA | Int | Fum | Dwn | Gm | Hlf | Punt | | | |
| 1/6 at KC | | | | | | | | | | | | | | | |
| Titans: | 7 | Gm | 1 / 2 | 1 | 0 | 0 | 0 | 0 | 0 | 1 | 0 | 0 | 7 | 50.0% | 50.0% |
| Opponents: | 7 | 7 7 | 3 / 3 | 3 | 0 | 0 | 0 | 0 | 0 | 0 | 0 | 0 | 21 | 100.0% | 100.0% |
| 1/13 at NE | | | | | | | | | | | | | | | |
| Titans: | 7 | 7 | 2 / 2 | 2 | 0 | 0 | 0 | 0 | 0 | 0 | 0 | 0 | 14 | 100.0% | 100.0% |
| Opponents: | 7 | 7 7 7 7 | 5 / 5 | 5 | 0 | 0 | 0 | 0 | 0 | 0 | 0 | 0 | 35 | 100.0% | 100.0% |
| TOTALS | | | | | | | | | | | | | | | |
| Titans: | | | 3 / 4 | 3 | 0 | 0 | 0 | 0 | 0 | 1 | 0 | 0 | 21 | 75.0% | 75.0% |
| Opponents: | | | 8 / 8 | 8 | 0 | 0 | 0 | 0 | 0 | 0 | 0 | 0 | 56 | 100.0% | 100.0% |

GOAL-TO-GO SITUATIONS

| Game | Results | Total | | | | | | | | | | Total Points | Scoring Eff. | TD Eff. |
|------------|-----------|--------------|----|----|-----|-----|-----|-----|----|-----|------|-----------------|-----------------|------------|
| | | Succ. / Att. | TD | FG | FGA | Int | Fum | Dwn | Gm | Hlf | Punt | | | |
| 1/6 at KC | | | | | | | | | | | | | | |
| Titans: | 7 | 1 / 1 | 1 | 0 | 0 | 0 | 0 | 0 | 0 | 0 | 0 | 7 | 100.0% | 100.0% |
| Opponents: | 7 | 1 / 1 | 1 | 0 | 0 | 0 | 0 | 0 | 0 | 0 | 0 | 7 | 100.0% | 100.0% |
| 1/13 at NE | | | | | | | | | | | | | | |
| Titans: | | 0 / 0 | 0 | 0 | 0 | 0 | 0 | 0 | 0 | 0 | 0 | 0 | - | - |
| Opponents: | 7 7 7 7 7 | 5 / 5 | 5 | 0 | 0 | 0 | 0 | 0 | 0 | 0 | 0 | 35 | 100.0% | 100.0% |
| TOTALS | | | | | | | | | | | | | | |
| Titans: | | 1 / 1 | 1 | 0 | 0 | 0 | 0 | 0 | 0 | 0 | 0 | 7 | - | - |
| Opponents: | | 6 / 6 | 6 | 0 | 0 | 0 | 0 | 0 | 0 | 0 | 0 | 42 | 100.0% | 100.0% |

TAKEAWAYS & GIVEAWAYS

TITANS TAKEAWAYS

| Game | Qtr | Scrim. | Player | Turnover | Caused by | Takeaway | at | Ret. | Yds. | Results | Pts. |
|------|-----|--------|--------|----------|-----------|----------|----|------|------|---------|------|
|------|-----|--------|--------|----------|-----------|----------|----|------|------|---------|------|

Takeaway Postseason Totals:

| Takeaways resulted in ... | | | | | | | | | | | |
|---------------------------|----|----|---------|------|-------|------|------|------|------|------|------|
| No. | TD | FG | FG Att. | Punt | Downs | Int. | Fum. | Saf. | Game | Half | Pts. |
| 0 | 0 | 0 | 0 | 0 | 0 | 0 | 0 | 0 | 0 | 0 | 0 |

TITANS GIVEAWAYS

| Game | Qtr | Scrim. | Player | Turnover | Caused by | Takeaway | at | Ret. | Yds. | Results | Pts. |
|-----------|-----|--------|------------|--------------|-----------|-----------|--------|------|------|-----------|------|
| 1/6 at KC | 2 | KC 21 | M. Mariota | Interception | | M. Peters | KC 9 | 28 | | Punt | 0 |
| 1/6 at KC | 3 | KC 27 | A. Jackson | Fumble | | K. Reaser | TEN 28 | 0 | | Missed FG | 0 |

Giveaway Postseason Totals:

| Giveaways resulted in ... | | | | | | | | | | | |
|---------------------------|----|----|---------|------|-------|------|------|------|------|------|------|
| No. | TD | FG | FG Att. | Punt | Downs | Int. | Fum. | Saf. | Game | Half | Pts. |
| 2 | 0 | 0 | 1 | 1 | 0 | 0 | 0 | 0 | 0 | 0 | 0 |

FIRST DOWNS EARNED

Total first downs earned (parentheses indicates number earned on third or fourth down)

| NAME | RUSHING | PASSING | RECEIVING | PENALTY | TOTAL |
|----------------------|---------------|---------------|---------------|--------------|----------------|
| Marcus Mariota | 6 (4) | 23 (9) | 1 (1) | | 30 (14) |
| Derrick Henry | 6 (2) | | 1 | | 7 (2) |
| Corey Davis | | | 7 (2) | | 7 (2) |
| Delanie Walker | | | 5 (2) | | 5 (2) |
| Eric Decker | | | 5 (2) | | 5 (2) |
| PENALTY | | | | 3 (3) | 3 (3) |
| Rishard Matthews | | | 3 (1) | | 3 (1) |
| Jonnu Smith | | | 1 (1) | | 1 (1) |
| TITANS TOTALS | 12 (6) | 23 (9) | 23 (9) | 3 (3) | 61 (27) |

Note: One first down awarded to both passer and receiver on passes resulting in first down.

KICKOFF ANALYSIS

TITANS

| SUCCOP | No. | No. In EZ | TB | Opp. Ret. | Ret. Yds. | Ret. Avg. | FC | Squib | Out of Bounds | Onside Rec. / Att. |
|---------------|-----|--------------|----|--------------|--------------|--------------|----|-------|------------------|-----------------------|
| 1/6 at KC | 5 | 4 | 1 | 4 | 83 | 20.8 | 0 | 0 | 0 | 0 / 0 |
| 1/13 at NE | 3 | 2 | 1 | 1 | 27 | 27.0 | 0 | 0 | 0 | 0 / 1 |
| SUCCOP TOTALS | 8 | 6 | 2 | 5 | 110 | 22.0 | 0 | 0 | 0 | 0 / 1 |

OPPONENTS

| | No. | No. In EZ | TB | Titans Ret. | Ret. Yds. | Ret. Avg. | FC | Squib | Out of Bounds | Onside Rec. / Att. |
|------------|-----|--------------|----|----------------|--------------|--------------|----|-------|------------------|-----------------------|
| 1/6 at KC | 4 | 3 | 1 | 3 | 55 | 18.3 | 0 | 1 | 0 | 0 / 0 |
| 1/13 at NE | 6 | 5 | 2 | 4 | 83 | 20.8 | 0 | 0 | 0 | 0 / 0 |
| TOTALS | 10 | 8 | 3 | 7 | 138 | 19.7 | 0 | 1 | 0 | 0 / 0 |

INSTANT REPLAY ANALYSIS

CHALLENGES BY TITANS

| Game | Qtr | Time | Dwn | Dist | Play | Review Result | Explanation |
|------------|-----|-------|-----|------|---------------------------------|---------------|--|
| 1/6 at KC | 3 | 11:20 | 2 | 6 | C. Davis 4-yard catch to TEN 39 | Reversed | C. Davis 6-yard catch to TEN 41 for first down |
| 1/13 at NE | | | | | (none) | | |

Total challenges by Titans: 1Calls reversed: 1

CHALLENGES BY OPPONENTS

| Game | Qtr | Time | Dwn | Dist | Play | Review Result | Explanation |
|------------|-----|------|-----|------|--|---------------|---|
| 1/6 at KC | | | | | (none) | | |
| 1/13 at NE | 4 | 4:25 | 3 | 10 | E. Decker 22-yard reception along sideline | Upheld | E. Decker secured catch with both feet inbounds |

Total challenges by Opponents: 1Calls reversed: 0

CHALLENGES BY REVIEW ASSISTANT

| Game | Qtr | Time | Dwn | Dist | Play | Review Result | Explanation |
|------------|-----|-------|-----|------|---|---------------|---|
| 1/6 at KC | 2 | :53 | 2 | 8 | D. Robinson 15-yard catch along the sideline | Upheld | D. Robinson got both feet inbounds |
| 1/6 at KC | 4 | 2:00 | 1 | 10 | D. Henry fumble recovered by D. Johnson for touchdown | Reversed | D. Henry was ruled down by contact |
| 1/13 at NE | 2 | 15:00 | 1 | 10 | D. Lewis 50-yard touchdown reception | Reversed | D. Lewis 31-yard reception down at TEN 19 |
| 1/13 at NE | 2 | 9:27 | 1 | 6 | J. White 6-yard touchdown run | Upheld | J. White broke the plane for touchdown |

Total reviews by Assistant: 4Calls reversed: 2



UPDATED BIOS



53 DAREN BATES

LINEBACKER • 5'11" • 225 LBS • COLLEGE: AUBURN

ACQUIRED: UNRESTRICTED FREE AGENT (OAKLAND) - 2017

NFL EXPERIENCE (NFL/TITANS): 5/1 • HOMETOWN: OLIVE BRANCH, MISS.

GAMES PLAYED/GAMES STARTED: 76/0 (PLAYOFFS: 3/0)



PRO: Daren Bates is an athletic linebacker that has excelled on special teams coverage units in his first four NFL seasons. He joins the Titans after spending time with the St. Louis Rams and Oakland Raiders. Bates, a former rookie free agent, will look to make his biggest impact as a core member of the Titans' special teams units.

CAREER HIGHLIGHTS:

- Bates registered back-to-back seasons (2014-2015) of double-digit special teams tackles as a member of the St. Louis Rams.

TITANS TIDBITS:

- For the My Cause, My Cleats campaign in 2016, Bates wore specially designed cleats featuring the words "American Heart Association." Bates was raising awareness for the organization's life-saving mission. His mother, Weslyn Bates, was a heart transplant recipient and lived some wonderful years following her surgery. She sadly passed away in 2015 at the age of 56.

CAREER TRANSACTIONS:

- The Memphis, Tenn., native was originally signed by St. Louis Rams as an undrafted free agent on May 9, 2013.
- Signed by Oakland Raiders as a free agent on March 14, 2016.
- Signed by the Titans as an unrestricted free agent on March 11, 2017.

SEASON RECAPS:

2017 (16/0, 2/0 - Tennessee): Saw action in all 16 games primarily on special teams in his first season with the Titans. Ranked second on the team with a career-best 16 special teams tackles. Played in both postseason contests and notched two special teams tackles. Led or tied for the team lead in special teams tackles four times in 2017 (vs. SEA, at MIA, vs. BAL, at PIT).

- Against Oakland (9/10), saw action as a reserve on special teams in his Titans debut.
- At Jacksonville (9/17), played as a reserve on special teams.
- Against Seattle (9/24), saw action as a reserve on special teams and tied for the team lead with a special teams tackle.
- At Houston (10/1), played as a reserve on special teams.
- At Miami (10/8), saw action as a reserve on special teams and led the team with three special teams tackles.
- Against Indianapolis (10/16), played as a reserve on special teams.
- At Cleveland (10/22), saw action as a reserve on special teams.
- Against Baltimore (11/5), led the team with three special teams tackles on coverage units.
- Against Cincinnati (11/12), played as a reserve on special teams and collected two special teams stops.
- At Pittsburgh (11/16), tied for the team lead with a special teams tackle on coverage units.
- At Indianapolis (11/26), saw action as a reserve on special teams.
- Against Houston (12/3), played as a reserve on special teams and collected a stop on coverage units.
- At Arizona (12/10), played as a reserve on special teams and tallied a tackle on coverage units.
- At San Francisco (12/17), notched a special teams tackle on coverage units.
- Against Los Angeles Rams (12/24), collected a special teams tackle on coverage units.
- Against Jacksonville (12/31), posted two special teams tackles on coverage units.
- At Kansas City (1/6), collected a special teams tackle on coverage units.

- At New England (1/13), registered a special teams tackle on coverage units.

2016 (16/0, 1/0 - Oakland): In his first year with the team played in all 16 games as a reserve and registered seven stops on special teams.

- At New Orleans (9/11), made his Raiders debut, seeing action exclusively as a special teams player and recorded one tackle on the unit.
- At San Diego (12/18), led the team with two special teams tackles, his sixth and seventh of the season.
- At Houston (1/7), in his first career postseason appearance, earned limited playing time on defense while serving primarily as a contributing member of the special teams unit. Recorded a special teams tackle.

2015 (15/0 - St. Louis): Appeared in 15 games as a reserve primarily on special teams. Finished the season with three tackles, a fumble recovery and a pass defended on defense. Ranked third on the team with 10 special teams tackles.

- At Arizona (10/4), recorded a season-high two tackles while adding his second career fumble recovery.
- At Cincinnati (11/29), earned his first career pass defended.

2014 (14/0 - St. Louis): Saw action in 14 games, mostly on special teams. Notched a tackle on defense and 10 stops on special teams.

- At Washington (12/7), recorded his first tackle of the season with a solo stop.
- Against N.Y. Giants (12/21), blocked a Josh Brown field goal.

2013 (15/0 - St. Louis): Played in 15 games as a rookie on special teams and collected four special teams tackles and a fumble recovery for a score.

- At Houston (10/13), grabbed his first career fumble recovery, which he returned 11 yards for a touchdown.

COLLEGE:

- Appeared in 49 games during his career at Auburn, totaling 316 tackles. Registered six double-digit tackle games in his collegiate career.
- As a senior, appeared in 12 games and recorded 94 tackles, two sacks, an interception and a touchdown.
- As a junior, started all 13 games and led the team with 104 tackles. Finished fourth in the SEC with eight tackles per game. Notched five double-digit tackle efforts, including three in the last four games of the season. Ranked third on team with 8.5 tackles for loss, 2.5 sacks and nine quarterback hurries.
- Moved to linebacker as a sophomore after playing safety as a freshman in 2009 and appeared in 12 games with nine starts. Ranked eighth on team with 48 tackles.
- As a freshman, started all 13 games at safety and totaled 70 tackles and one fumble recovery.
- Majored in philosophy at Auburn.

PERSONAL:

- Attended Olive Branch (Miss.) High School for his final high school campaign.
- As a senior, collected 90 tackles, four interceptions and had nearly 900 yards of total offense.
- Named to MHSA All-Region 1 Class-5A team. Selected for the Commercial Appeal Shelby Metro All-Suburban team.
- Named BankPlus Player of the Week by the DeSoto Times following a 49-22 victory over Horn Lake in which he had 107 total yards and three touchdowns on offense and 10 tackles and one interception on defense.

- Played his freshman through junior years at Christian Brothers (Memphis, Tenn.) High School and was a two-time first-team Tennessee All-State safety.
- Follow Bates on Twitter at @DB_5trey.
- Follow Bates on Instagram at @weslynn_son56.
- Born Daren Weston Bates on Nov. 27, 1990 in Memphis, Tenn.

DAREN BATES' TITANS GAME-BY-GAME

2017 Tennessee Titans

| Date | Opp | W/L | P/S | Tot | Solo | Asst | Sk | - Yds | QBP | TFL | Int | - Yds | -TD | PD | FF | FR | - Yds | SpT |
|---------|-------|-----|-----|-----|------|------|-----|-------|-----|-----|-----|-------|-----|----|----|----|-------|-----|
| Sept 10 | Oak | L | p | 0 | 0 | 0 | 0.0 | 0.0 | 0 | 0 | 0 | 0 | 0 | 0 | 0 | 0 | 0 | 0 |
| Sept 17 | @ Jax | W | p | 0 | 0 | 0 | 0.0 | 0.0 | 0 | 0 | 0 | 0 | 0 | 0 | 0 | 0 | 0 | 0 |
| Sept 24 | Sea | W | p | 0 | 0 | 0 | 0.0 | 0.0 | 0 | 0 | 0 | 0 | 0 | 0 | 0 | 0 | 0 | 1 |
| Oct 1 | @ Hou | L | p | 0 | 0 | 0 | 0.0 | 0.0 | 0 | 0 | 0 | 0 | 0 | 0 | 0 | 0 | 0 | 0 |
| Oct 8 | @ Mia | L | p | 0 | 0 | 0 | 0.0 | 0.0 | 0 | 0 | 0 | 0 | 0 | 0 | 0 | 0 | 0 | 3 |
| Oct 16 | Ind | W | p | 0 | 0 | 0 | 0.0 | 0.0 | 0 | 0 | 0 | 0 | 0 | 0 | 0 | 0 | 0 | 0 |
| Oct 22 | @ Cle | W | p | 0 | 0 | 0 | 0.0 | 0.0 | 0 | 0 | 0 | 0 | 0 | 0 | 0 | 0 | 0 | 0 |
| Nov 5 | Bal | W | p | 0 | 0 | 0 | 0.0 | 0.0 | 0 | 0 | 0 | 0 | 0 | 0 | 0 | 0 | 0 | 3 |
| Nov 12 | Cin | W | p | 0 | 0 | 0 | 0.0 | 0.0 | 0 | 0 | 0 | 0 | 0 | 0 | 0 | 0 | 0 | 2 |
| Nov 16 | @ Pit | L | p | 0 | 0 | 0 | 0.0 | 0.0 | 0 | 0 | 0 | 0 | 0 | 0 | 0 | 0 | 0 | 1 |

| | | | | | | | | | | | | | | | | | | |
|-----------------|------------|-------------|---|----------|----------|----------|------------|------------|----------|----------|----------|----------|----------|----------|----------|----------|----------|-----------|
| Nov 26 | @ Ind | W | p | 0 | 0 | 0 | 0.0 | 0.0 | 0 | 0 | 0 | 0 | 0 | 0 | 0 | 0 | 0 | 0 |
| Dec 3 | Hou | W | p | 0 | 0 | 0 | 0.0 | 0.0 | 0 | 0 | 0 | 0 | 0 | 0 | 0 | 0 | 0 | 1 |
| Dec 10 | @ Ari | L | p | 0 | 0 | 0 | 0.0 | 0.0 | 0 | 0 | 0 | 0 | 0 | 0 | 0 | 0 | 0 | 1 |
| Dec 17 | @ SF | L | p | 0 | 0 | 0 | 0.0 | 0.0 | 0 | 0 | 0 | 0 | 0 | 0 | 0 | 0 | 0 | 1 |
| Dec 24 | LAR | L | p | 0 | 0 | 0 | 0.0 | 0.0 | 0 | 0 | 0 | 0 | 0 | 0 | 0 | 0 | 0 | 1 |
| Dec 31 | Jax | W | p | 0 | 0 | 0 | 0.0 | 0.0 | 0 | 0 | 0 | 0 | 0 | 0 | 0 | 0 | 0 | 2 |
| Totals | 9-7 | 16/0 | | 0 | 0 | 0 | 0.0 | 0.0 | 0 | 0 | 0 | 0 | 0 | 0 | 0 | 0 | 0 | 16 |
| Playoffs | | | | | | | | | | | | | | | | | | |
| Jan 6 | @ KC | W | p | 0 | 0 | 0 | 0.0 | 0.0 | 0 | 0 | 0 | 0 | 0 | 0 | 0 | 0 | 0 | 1 |
| Jan 13 | @ NE | L | p | 0 | 0 | 0 | 0.0 | 0.0 | 0 | 0 | 0 | 0 | 0 | 0 | 0 | 0 | 0 | 1 |
| Totals | 1-1 | 2/0 | | 0 | 0 | 0 | 0.0 | 0.0 | 0 | 0 | 0 | 0 | 0 | 0 | 0 | 0 | 0 | 2 |

DAREN BATES' NFL STATISTICS

REGULAR SEASON

| Year | Team | GP | GS | TACKLES | | | | Yds | QBP | TFL | INTERCEPTIONS | | | | | FUMBLES | | | |
|-------------------|-----------|-----------|----------|----------|----------|----------|------------|------------|----------|----------|---------------|----------|----------|----------|----------|----------|----------|----------|-----------|
| | | | | Tot | Solo | Asst | Sk | | | | No | Yds | Lg | TD | PD | FF | FR | Yds | SpT |
| 2013 | St. Louis | 15 | 0 | 0 | 0 | 0 | 0.0 | 0.0 | NA | NA | 0 | 0 | - | 0 | 0 | 0 | 0 | 0 | 4 |
| 2014 | St. Louis | 14 | 0 | 1 | 1 | 0 | 0.0 | 0.0 | NA | NA | 0 | 0 | - | 0 | 0 | 0 | 0 | 0 | 10 |
| 2015 | St. Louis | 15 | 0 | 3 | 2 | 1 | 0.0 | 0.0 | NA | NA | 0 | 0 | - | 0 | 1 | 0 | 1 | 0 | 10 |
| 2016 | Oakland | 16 | 0 | 3 | 3 | 0 | 0.0 | 0.0 | NA | NA | 0 | 0 | - | 0 | 0 | 0 | 0 | 0 | 7 |
| 2017 | Tennessee | 16 | 0 | 0 | 0 | 0 | 0.0 | 0.0 | 0 | 0 | 0 | 0 | 0 | 0 | 0 | 0 | 0 | 0 | 16 |
| NFL Totals | | 76 | 0 | 7 | 6 | 1 | 0.0 | 0.0 | 0 | 0 | 0 | 0 | 0 | 0 | 1 | 0 | 1 | 0 | 47 |

PLAYOFFS

| Year | Team | GP | GS | TACKLES | | | | Yds | QBP | TFL | INTERCEPTIONS | | | | | FUMBLES | | | |
|-------------------|-----------|----------|----------|----------|----------|----------|------------|------------|----------|----------|---------------|----------|----------|----------|----------|----------|----------|----------|----------|
| | | | | Tot | Solo | Asst | Sk | | | | No | Yds | Lg | TD | PD | FF | FR | Yds | SpT |
| 2016 | Oakland | 1 | 0 | 0 | 0 | 0 | 0.0 | 0.0 | NA | NA | 0 | 0 | - | 0 | 0 | 0 | 0 | 0 | 1 |
| 2017 | Tennessee | 2 | 0 | 0 | 0 | 0 | 0.0 | 0.0 | 0 | 0 | 0 | 0 | 0 | 0 | 0 | 0 | 0 | 0 | 2 |
| NFL Totals | | 3 | 0 | 0 | 0 | 0 | 0.0 | 0.0 | 0 | 0 | 0 | 0 | 0 | 0 | 0 | 0 | 0 | 0 | 3 |

Single-Game Highs

Tackles - 2 (Twice, last vs. Carolina 11/27/16)

Fumble Recovery - 1 at Arizona (10/4/15)

Passes Defensed - 1 at Cincinnati (11/29/15)

Playoff Single-Game Highs

Special Teams Tackles - **1** (Three times, last at New England 1/13/18)

Additional Statistics

Blocked Field Goal - 1 (2014)

Touchdowns - 1 (11-yard fumble return at Houston, 10/13/13)



48 BEAU BRINKLEY

LONG SNAPPER • 6'4" • 248 LBS • COLLEGE: MISSOURI

ACQUIRED: FREE AGENT - 2012 • NFL EXPERIENCE (NFL/TITANS): 6/6

HOMETOWN: KEARNEY, MO.

GAMES PLAYED/GAMES STARTED: 96/0 (PLAYOFFS: 2/0)



PRO: Beau Brinkley was signed by the Titans as an undrafted free agent following the 2012 NFL Draft and has handled all of the team's long snapping duties in every game since then. His consistency helped Brett Kern set the franchise records for both gross and net punting average and helped Titans kickers Rob Bironas (2012-13) and Ryan Succop (2014-16) combine to make 86.1 percent of their field goals in Brinkley's first five campaigns.

CAREER HIGHLIGHTS:

- In 2016, Brinkley was the team's long snapper for every punt, field goal and extra point attempt for his fifth consecutive season.
- In 2014, he set a career high and tied for third on the squad with 10 special teams stops.
- As a rookie in 2012, Brinkley played in every game and contributed six special teams tackles.

TITANS TIDBITS:

- Brinkley's father, Mike, was an All-American defensive end and long snapper at Missouri Valley College. He taught Beau the skill of long snapping when he was just seven years old. Beau's football idol growing up was Kansas City Chiefs long snapper Kendall Gammon.
- Brinkley raced four-wheelers in the Extreme Dirt Track Racing Series while growing up in Missouri. He traveled the country competing in both motor cross and flat track competitions and won a flat track regional title in 2005.
- In June 2015, Brinkley participated in the Nashville Sports Council Golf Tournament at Gaylord Springs Golf Course. On the par-3 eighth hole, he sunk a hole-in-one to win a barrel of Jack Daniel's Tennessee whiskey.

CAREER TRANSACTIONS:

- The Kearney, Mo., native was signed by the Titans as an undrafted free agent on May 4, 2012.

SEASON RECAPS:

2017 (16/0, 2/0): Saw action in all 16 games for the sixth consecutive season and registered two special teams tackles as the team's long snapper. Played in his first two career postseason contests and notched a special teams stop.

- Against Oakland (9/10), served as the team's long snapper.
- At Jacksonville (9/17), saw action at long snapper and collected a special teams tackle on coverage units.
- Against Seattle (9/24), played as a reserve as the long snapper.
- At Houston (10/1), saw action as a reserve at long snapper.
- At Miami (10/8), played as a reserve at long snapper.
- Against Indianapolis (10/16), saw action as a reserve as the team's long snapper.
- At Cleveland (10/22), played as a reserve as the team's long snapper.
- Against Baltimore (11/5), saw action as a reserve at long snapper.
- Against Cincinnati (11/12), played as a reserve at long snapper.
- At Pittsburgh (11/16), served as the team's long snapper.
- At Indianapolis (11/26), saw action as a reserve as the team's long snapper.
- Against Houston (12/3), played as a reserve at long snapper.
- At Arizona (12/10), served as the team's long snapper.
- At San Francisco (12/17), saw action as a reserve as the team's long snapper.
- Against Los Angeles Rams (12/24), played as a reserve as the team's long snapper.
- Against Jacksonville (12/31), served as the team's long snapper and

collected a special teams tackle.

- At Kansas City (1/6), saw action as a reserve as the team's long snapper in his first career postseason game.
- At New England (1/13), registered a special teams tackle while serving as the team's long snapper.

2016 (16/0): Played in all 16 games for the fifth consecutive season and collected six special teams tackles. Tied for the team lead in special teams tackles three times in 2016 (at MIA, vs. IND, at JAX).

- At Detroit (9/18), saw action at long snapper and collected a special teams tackle.
- At Miami (10/9), played as a reserve at long snapper and tied for the team lead with one special teams tackle on coverage units.
- Against Indianapolis (10/23), played as a reserve at long snapper and posted a special teams stop.
- Against Green Bay (11/13), played as a reserve at long snapper and registered a special teams stop on coverage units.
- At Jacksonville (12/24), played as a reserve at long snapper and collected a special teams tackle on coverage units.
- Against Houston (1/1), saw action as the long snapper and registered a special teams stop.

2015 (16/0): Played in all 16 games as the long snapper for the fourth consecutive campaign and registered seven special teams tackles. Tied for the team lead in special teams tackles three times in 2015 (at CLE, vs. BUF, vs. CAR).

- At Cleveland (9/20), collected a special teams stop.
- Against Buffalo (10/11), collected a special teams stop.
- At Houston (11/1), posted a special teams stop.
- Against Carolina (11/15), posted a special teams tackle on coverage units.
- Against Oakland (11/29), recorded a special teams tackle.
- Against Jacksonville (12/6), collected a special teams stop.
- At Indianapolis (1/3), recorded a special teams tackle.

2014 (16/0): Played in all 16 games for the third consecutive season. Tied for third on the team with a career-high 10 special teams tackles.

- At Kansas City (9/7), collected two solo special teams tackles.
- At Philadelphia (11/23), collected two special teams tackles as the long snapper.
- At Jacksonville (12/18), notched a special teams stop.

2013 (16/0): Played in all 16 games as a reserve long snapper and collected six special teams tackles. Tied for the team lead in special teams tackles twice in 2013 (vs. SD, vs. KC).

- Against San Diego (9/22), notched a special teams tackle.
- Against N.Y. Jets (9/29), posted a special teams tackle on coverage units.
- Against Kansas City (10/6), tied for the team lead with two special teams tackles.
- Against San Francisco (10/20), posted a special teams tackle on coverage units.
- At St. Louis (11/3), collected a solo tackle on coverage units.

2012 (16/0): Appeared in all 16 games as a rookie long snapper and posted six special teams tackles. Helped Brett Kern set franchise records in both gross (47.6 yards) and net (40.4) punting average. Led or tied for the team lead in special teams tackles twice (vs. PIT, at IND). Played in his first career NFL game against New England (9/9/12).

- Against New England (9/9), made his NFL debut as a reserve long snapper.
- Against Detroit (9/23), snapped for Rob Bironas' game-winning field goal in overtime.
- Against Pittsburgh (10/11), led the team with three special teams tackles and snapped for Rob Bironas' game-winning field goal.
- At Miami (11/11), snapped for Brett Kern's career-long 71-yard punt.
- Against Houston (12/2), posted a special teams tackle.
- At Indianapolis (12/9), tied for the team lead with a special teams tackle.
- Against Jacksonville (12/30), posted a solo special teams tackle.

COLLEGE:

- Spent four seasons as Missouri's long snapper after joining the team as a preferred walk-on. Appeared in 50 career games during his time at Missouri and helped field goal kickers make a combined 79-of-98 field goal attempts (80.6 pct.) and 210-of-212 on extra point attempts (99.1 pct.).
- As a senior (2011), played in all 13 games as the team's long snapper and also registered five tackles on special teams. Named the Tigers' 2011 Co-Special Teams Player of the Year. Helped Tigers kickers make a combined 16-of-25 field goal attempts and 53-of-53 PATs.
- As a junior (2010), played in 11 games as the long snapper and helped the Tigers rank 14th in the NCAA in net punting. Snapped for placekicker Grant Ressel, who was 17-of-19 on field goal attempts and 45-of-47 on PATs. Posted one special teams stop.
- As a sophomore (2009), played in all 13 games as the team's long snapper and was named the Tigers' Special Teams Player of the Year. Helped Ressel set an NCAA single-season kicking accuracy record for combined kicks (26-of-27 on field goals and 39-of-39 extra points). Also helped MU rank fourth in the NCAA in team net punting (40.48 avg.).
- As a freshman (2008), joined the team as a walk-on and won the long-snapping job for placekicks and punts. Appeared in all 13 games and was named the Tigers' Walk-On Player of the Year. Helped Jeff Wolfert to a perfect 73-for-73 mark on extra point attempts and a 20-for-27 mark on field goals. Posted three tackles as part of the punt coverage team.
- Graduated in May 2012 with a major in general studies at Missouri.

PERSONAL:

- Attended Kearney (Mo.) High School.
- List of favorites: (movie) "Tommy Boy"; (TV show) "The Walking Dead"; (actor) Chris Farley; (music artist) Garth Brooks; (school subject) history; (car) Ford F-350; (video game) "Call of Duty"; (food) sushi; and (book) "Lone Survivor" by Marcus Luttrell.
- Follow Brinkley on Twitter at @Brinkley86.
- Follow Brinkley on Instagram at @brinkley486.
- Born Beau Michael Brinkley on Jan. 25, 1990 in Kansas City, Mo.

BEAU BRINKLEY'S NFL STATISTICS

REGULAR SEASON

| Year | Team | GP | GS | SpT Tackles |
|-------------------|-----------|-----------|----------|----------------|
| 2012 | Tennessee | 16 | 0 | 6 |
| 2013 | Tennessee | 16 | 0 | 6 |
| 2014 | Tennessee | 16 | 0 | 10 |
| 2015 | Tennessee | 16 | 0 | 7 |
| 2016 | Tennessee | 16 | 0 | 6 |
| 2017 | Tennessee | 16 | 0 | 2 |
| NFL Totals | | 96 | 0 | 37 |

PLAYOFFS

| Year | Team | GP | GS | SpT Tackles |
|-------------------|-----------|----------|----------|----------------|
| 2017 | Tennessee | 2 | 0 | 1 |
| NFL Totals | | 2 | 0 | 1 |



55 JAYON BROWN

LINEBACKER • 6'0" • 226 LBS • COLLEGE: UCLA

ACQUIRED: 5TH ROUND - 2017 • NFL EXPERIENCE: ROOKIE

HOMETOWN: LONG BEACH, CALIF.

GAMES PLAYED/GAMES STARTED: 16/0 (PLAYOFFS: 2/0)



PRO: The Titans selected Jayon Brown in the fifth round of the 2017 NFL Draft. The 6-foot, 226-pound defender was identified as an immediate candidate to participate in subpackages and to be a key contributor on special teams. He possesses tremendous speed for the position and excels at covering tight ends and running backs. At UCLA, he was a two-year starter and led the team in tackles during his junior and senior campaigns.

CAREER HIGHLIGHTS:

- In 2016, led UCLA with 119 tackles, which tied for 16th on the school's all-time single-season leaderboard.
- He stepped into UCLA's starting lineup on a full-time basis as a junior when Myles Jack went down with a knee injury. He went on to total 21 starts in his final two campaigns with the Bruins.

TITANS TIDBITS:

- He went to the same California high school, Long Beach Poly, as new Titans teammate Jurrell Casey. Brown's older brother, Juwan, was Jurrell's teammate there.
- He likes spending as much time as possible with his dog, "a mutt named Lou," and also enjoys puzzles and watching movies.
- Former Long Beach Poly and New England Patriots star Willie McGinest is a close friend of the Brown family.
- He has two older brothers who played college football. Jason played linebacker at Idaho, while Juwan was a defensive lineman at Southern Oregon.

CAREER TRANSACTIONS:

- The Long Beach, Calif., native was selected by the Titans in the fifth round (155th overall) of the 2017 NFL Draft.

SEASON RECAPS:

2017 (16/0, 2/0): Played in all 16 games as a reserve linebacker in his rookie campaign and posted 67 tackles, 1.5 sacks, six quarterback pressures, two tackles for loss, four passes defended, a fumble recovery and two special teams tackles. Saw action in both postseason contests and notched five tackles and a pass defended. Appeared in his first career NFL game against Oakland (9/10/17). Tied for the team lead in sacks once in 2017 (at SF). Tied for the team lead in passes defended twice in 2017 (at JAX, vs. IND). Tied for the team lead in special teams tackles twice in 2017 (vs. SEA, at PIT).

- Against Oakland (9/10), played as a reserve at linebacker in his NFL debut and posted four tackles. Stuffed Michael Crabtree for no gain on a short pass in the third quarter.
- At Jacksonville (9/17), saw action as a reserve at linebacker and collected three tackles and a pass defended. Ended a Jaguars' drive by breaking up a third-and-six pass intended for Chris Ivory in the second quarter.
- Against Seattle (9/24), played as a reserve at linebacker and notched five tackles. Tied for the team lead with a special teams tackle.
- At Houston (10/1), saw action as a reserve at linebacker and tallied five tackles and a quarterback pressure.
- At Miami (10/8), played as a reserve at linebacker and totaled a tackle.
- Against Indianapolis (10/16), saw action as a reserve at linebacker and recorded four tackles and a team-high two passes defended. Ended a Colts' drive by breaking up a third-and-five pass intended for Jack Doyle in the third quarter. Defended a third-and-20 pass intended for Doyle in the fourth stanza.
- At Cleveland (10/22), played as a reserve at linebacker and posted five

tackles. Teamed with Nate Palmer to stuff Duke Johnson for no gain on a rush off left guard late in the fourth quarter.

- Against Baltimore (11/5), saw action as a reserve at linebacker and collected a career-best six tackles.
- Against Cincinnati (11/12), played as a reserve at linebacker and recorded six tackles.
- At Pittsburgh (11/16), played as a reserve at linebacker and notched five tackles, including a stop for loss. Tied for the team lead with a special teams tackle on coverage units. Stopped Le'Veon Bell for a one-yard loss on a short pass in the second quarter.
- At Indianapolis (11/26), saw action as a reserve at linebacker and registered three tackles, including a half sack and two quarterback pressures. Halted a Colts' drive by combining with Derrick Morgan to sack Jacoby Brissett for a three-yard sack on third-and-12 in the first quarter.
- Against Houston (12/3), played as a reserve at linebacker and produced a tackle and a pass defended. Halted a Texans' drive by breaking up a third-and-nine pass intended for Stephen Anderson in the third quarter.
- At Arizona (12/10), saw action as a reserve at linebacker and tallied a season-high seven tackles.
- At San Francisco (12/17), played as a reserve at linebacker and posted five tackles, including a sack, two quarterback pressures and a stop for loss. Stuffed Carlos Hyde for no gain on a rush off right end late in the second quarter. Dropped Jimmy Garoppolo for a sack in the fourth quarter.
- Against Los Angeles Rams (12/24), saw action as a reserve at linebacker and notched five tackles.
- Against Jacksonville (12/31), played as a reserve at linebacker and tallied two tackles and a fumble recovery. Recovered a Keelan Cole fumble that was forced by Adoree' Jackson late in the second quarter.
- At Kansas City (1/6), saw action as a reserve at linebacker and recorded three tackles in his first career postseason game.
- At New England (1/13), played as a reserve at linebacker and registered two tackles and a pass defended. Broke up a pass intended for Chris Hogan in the fourth quarter.

COLLEGE:

- In four seasons at UCLA (2013-16), Brown appeared in 49 games with 21 starts and totaled 220 tackles, three sacks, nine tackles for loss, three interceptions, 15 passes defended, one forced fumble and four fumble recoveries. He started 21 games over his final two seasons and totaled nine games with double-digit tackles.

AS A SENIOR (2016), played and started 12 games and led the Bruins with 119 tackles, which tied for 16th on the all-time school single-season list. Added 2.5 sacks, seven tackles for loss (ranked third on team), three interceptions (ranked third on team), 23 passes defended and two fumble recoveries. Named first-team All-Pac-12 Conference. Ranked ninth in the country and led the Pac-12 with 9.9 total tackles per game. Tied for 10th in the Pac-12 in interceptions. Became the first UCLA player with 100 tackles in a season since Eric Kendricks (149) in 2014.

- At Washington State (10/15), recorded 10 tackles, an interception and a sack.
- Against Utah (10/22), posted nine tackles, 1.5 tackles for loss, a half sack and a nine-yard interception.
- At Colorado (11/3), set a career high with 19 total tackles and added a 49-yard fumble return.
- Against USC (11/19), registered eight tackles and a 23-yard interception.

AS A JUNIOR (2015), saw action in 12 games with nine starts, entering the starting lineup after an injury to Myles Jack. Went on to lead the team

with 93 tackles and ranked second on the squad with six passes defended. Ranked sixth in the Pac-12 with 7.8 total tackles per contest.

- Against Colorado (10/31), had a Pac-12 season high of 18 tackles in a win.
- At Utah (11/21), registered the first half sack of his career.
- At USC (11/28), registered 13 stops.

AS A SOPHOMORE (2014), saw action in 12 games, primarily as a special teams player. Credited with two tackles on the year. Returned five kickoffs for 42 total yards.

AS A FRESHMAN (2013), appeared in all 13 games as a special teams player and reserve linebacker and made six tackles on the season. Presented with the John Boncheff, Jr. Award for Rookie of the Year on special teams at the team's annual banquet. Earned a spot on the Athletic Director's Academic Honor Roll.

- Against Colorado (11/2), named Pac-12 Special Teams Player of the Week after he was credited with two tackles, a forced fumble and a fumble recovery.
- Graduated from UCLA in spring 2017 with a degree in political science.

PERSONAL:

- Attended Long Beach (Calif.) Poly High School, where he became a three-star recruit according to Scout.com and Rivals.com. Ranked as the No. 87 outside linebacker in the nation according to Scout.com and the No.

17 OLB in the West. Rated as ESPN.com's No. 122 outside linebacker in the nation and the No. 156-rated recruit in the state of California. Earned PrepStar All-West Region honors.

- As a senior, helped lead his team to 12-4 and was credited with 112 tackles and 11.5 tackles for loss. Named CIF Pac-5 Division Defensive Player of the Year, a first-team All-CIF Pac-5 Division selection and Long Beach Press-Telegram's Dream Team.
- Follow him on Twitter and Instagram at @JayonBrown12.
- List of favorites: (TV show) "Game of Thrones"; (movies) "Interstellar" and "Friday"; (musicians) Migos, Kendrick Lamar and Drake; (song on his pregame playlist) "DNA" by Kendrick Lamar; (athlete as a child) Tom Brady; (food) Mexican food; and (guilty pleasure) Flamin' Hot Cheetos.
- Born Jayon Lee Brown on Feb. 26, 1995 in Long Beach, Calif.

JAYON BROWN'S COLLEGE STATISTICS

| REGULAR SEASON | | | | TACKLES | | | | | | INTERCEPTIONS | | | | | FUMBLES | | |
|----------------|------|----|----|---------|------|------|-----|-----|-----|---------------|-----|----|----|----|---------|----|-----|
| Year | Team | GP | GS | Tot | Solo | Asst | Sk | Yds | TFL | No | Yds | Lg | TD | PD | FF | FR | Yds |
| 2013 | UCLA | 13 | 0 | 6 | 6 | 0 | 0.0 | 0 | 0 | 0 | 0 | - | 0 | 0 | 1 | 1 | 0 |
| 2014 | UCLA | 12 | 0 | 2 | 1 | 1 | 0.0 | 0 | 0 | 0 | 0 | - | 0 | 0 | 0 | 0 | 0 |
| 2015 | UCLA | 12 | 9 | 93 | 57 | 36 | 0.5 | 0 | 2 | 0 | 0 | - | 0 | 6 | 0 | 1 | 0 |
| 2016 | UCLA | 12 | 12 | 119 | 69 | 50 | 2.5 | 10 | 7 | 3 | 32 | 23 | 0 | 9 | 0 | 2 | 47 |
| College Totals | | 49 | 21 | 220 | 133 | 87 | 3.0 | 10 | 9 | 3 | 32 | 23 | 0 | 15 | 1 | 4 | 47 |

Single-Game Highs

Tackles - 19 at Colorado (11/3/16)
 Sacks - 1 (Twice, last at Washington State, 10/15/16)
 Tackles For Loss - 2 at Colorado (11/3/16)
 Interceptions - 1 (Three times, last vs. USC, 11/19/16)

Additional Statistics

Kickoff Returns - 5 for 42 yards (2014)

JAYON BROWN'S GAME-BY-GAME

2017 Tennessee Titans

| Date | Opp | W/L | P/S | Tot | Solo | Asst | Sk | - Yds | QBP | TFL | Int | - Yds | -TD | PD | FF | FR | - Yds | SpT |
|---------|-------|-----|-----|-----|------|------|-----|-------|-----|-----|-----|-------|-----|----|----|----|-------|-----|
| Sept 10 | Oak | L | p | 4 | 3 | 1 | 0.0 | 0.0 | 0 | 0 | 0 | 0 | 0 | 0 | 0 | 0 | 0 | 0 |
| Sept 17 | @ Jax | W | p | 3 | 1 | 2 | 0.0 | 0.0 | 0 | 0 | 0 | 0 | 0 | 1 | 0 | 0 | 0 | 0 |
| Sept 24 | Sea | W | p | 5 | 3 | 2 | 0.0 | 0.0 | 0 | 0 | 0 | 0 | 0 | 0 | 0 | 0 | 0 | 1 |
| Oct 1 | @ Hou | L | p | 5 | 3 | 2 | 0.0 | 0.0 | 1 | 0 | 0 | 0 | 0 | 0 | 0 | 0 | 0 | 0 |
| Oct 8 | @ Mia | L | p | 1 | 1 | 0 | 0.0 | 0.0 | 0 | 0 | 0 | 0 | 0 | 0 | 0 | 0 | 0 | 0 |
| Oct 16 | Ind | W | p | 4 | 2 | 2 | 0.0 | 0.0 | 1 | 0 | 0 | 0 | 0 | 2 | 0 | 0 | 0 | 0 |
| Oct 22 | @ Cle | W | p | 5 | 3 | 2 | 0.0 | 0.0 | 0 | 0 | 0 | 0 | 0 | 0 | 0 | 0 | 0 | 0 |
| Nov 5 | Bal | W | p | 6 | 5 | 1 | 0.0 | 0.0 | 0 | 0 | 0 | 0 | 0 | 0 | 0 | 0 | 0 | 0 |
| Nov 12 | Cin | W | p | 6 | 4 | 2 | 0.0 | 0.0 | 0 | 0 | 0 | 0 | 0 | 0 | 0 | 0 | 0 | 0 |
| Nov 16 | @ Pit | L | p | 5 | 3 | 2 | 0.0 | 0.0 | 0 | 1 | 0 | 0 | 0 | 0 | 0 | 0 | 0 | 1 |
| Nov 26 | @ Ind | W | p | 3 | 1 | 2 | 0.5 | 1.5 | 2 | 0 | 0 | 0 | 0 | 0 | 0 | 0 | 0 | 0 |

| | | | | | | | | | | | | | | | | | | |
|-----------------|-------|---|---|------------|-------------|-----------|-----------|-----------|------------|------------|----------|----------|----------|----------|----------|----------|----------|----------|
| Dec 3 | Hou | W | p | 1 | 0 | 1 | 0.0 | 0.0 | 0 | 0 | 0 | 0 | 0 | 0 | 0 | 0 | 0 | 0 |
| Dec 10 | @ Ari | L | p | 7 | 3 | 4 | 0.0 | 0.0 | 0 | 0 | 0 | 0 | 0 | 0 | 0 | 0 | 0 | 0 |
| Dec 17 | @ SF | L | p | 5 | 5 | 0 | 1.0 | 0.0 | 2 | 1 | 0 | 0 | 0 | 0 | 0 | 0 | 0 | 0 |
| Dec 24 | LAR | L | p | 5 | 3 | 2 | 0.0 | 0.0 | 0 | 0 | 0 | 0 | 0 | 0 | 0 | 0 | 0 | 0 |
| Dec 31 | Jax | W | p | 2 | 2 | 0 | 0.0 | 0.0 | 0 | 0 | 0 | 0 | 0 | 0 | 0 | 0 | 1 | 0 |
| Totals | | | | 9-7 | 16/0 | 67 | 42 | 25 | 1.5 | 1.5 | 6 | 2 | 0 | 0 | 4 | 0 | 1 | 0 |
| Playoffs | | | | | | | | | | | | | | | | | | |
| Jan 6 | @ KC | W | p | 3 | 2 | 1 | 0.0 | 0.0 | 0 | 0 | 0 | 0 | 0 | 0 | 0 | 0 | 0 | 0 |
| Jan 13 | @ NE | L | p | 2 | 2 | 0 | 0.0 | 0.0 | 0 | 0 | 0 | 0 | 0 | 0 | 0 | 1 | 0 | 0 |
| Totals | | | | 1-1 | 2/0 | 5 | 4 | 1 | 0.0 | 0.0 | 0 | 0 | 0 | 0 | 0 | 1 | 0 | 0 |

JAYON BROWN'S NFL STATISTICS

REGULAR SEASON

| Year | Team | | | TACKLES | | | | | | INTERCEPTIONS | | | | | | FUMBLES | | | |
|-------------------|-----------|-----------|----------|-----------|-----------|-----------|------------|------------|----------|---------------|----------|----------|----------|----------|----------|----------|----------|----------|----------|
| | | GP | GS | Tot | Solo | Asst | Sk | Yds | QBP | TFL | No | Yds | Lg | TD | PD | FF | FR | Yds | SpT |
| 2017 | Tennessee | 16 | 0 | 67 | 42 | 25 | 1.5 | 1.5 | 6 | 2 | 0 | 0 | 0 | 0 | 4 | 0 | 1 | 0 | 2 |
| NFL Totals | | 16 | 0 | 67 | 42 | 25 | 1.5 | 1.5 | 6 | 2 | 0 | 0 | 0 | 0 | 4 | 0 | 1 | 0 | 2 |

PLAYOFFS

| Year | Team | | | TACKLES | | | | | | INTERCEPTIONS | | | | | | FUMBLES | | | |
|-------------------|-----------|----------|----------|----------|----------|----------|------------|------------|----------|---------------|----------|----------|----------|----------|----------|----------|----------|----------|----------|
| | | GP | GS | Tot | Solo | Asst | Sk | Yds | QBP | TFL | No | Yds | Lg | TD | PD | FF | FR | Yds | SpT |
| 2017 | Tennessee | 2 | 0 | 5 | 4 | 1 | 0.0 | 0.0 | 0 | 0 | 0 | 0 | 0 | 0 | 1 | 0 | 0 | 0 | 0 |
| NFL Totals | | 2 | 0 | 5 | 4 | 1 | 0.0 | 0.0 | 0 | 0 | 0 | 0 | 0 | 0 | 1 | 0 | 0 | 0 | 0 |

Single-Game Highs

Tackles - **7 at Arizona (12/10/17)**

Sacks - **1 at San Francisco (12/17/17)**

Passes Defensed - **2 vs. Indianapolis (10/16/17)**

Fumble Recovery - **1 vs. Jacksonville (12/31/17)**

Special Teams Tackles - **1 (Twice, last at Pittsburgh 11/16/17)**

Playoff Single-Game Highs

Tackles - **3 at Kansas City (1/6/18)**

Passes Defensed - **1 at New England (1/13/18)**



31 KEVIN BYARD

SAFETY • 5'11" • 212 LBS • COLLEGE: MIDDLE TENNESSEE STATE
ACQUIRED: 3RD ROUND - 2016 • NFL EXPERIENCE (NFL/TITANS): 2/2
HOMETOWN: LITHONIA, GA.
GAMES PLAYED/GAMES STARTED: 32/23 (PLAYOFFS: 2/2)



Pro Bowl: 2017

PRO: The Titans selected Kevin Byard with the first pick of the third round in the 2016 NFL Draft. The 5-foot-11-inch, 212-pound defender earned a reputation in college as a sideline-to-sideline, ball-hawking safety who plays with tremendous intelligence and effort. The Middle Tennessee State product made an immediate impact as a rookie in 2016 by finishing fifth on the team with 63 tackles and ranking second on the squad with 10 special teams tackles.

CAREER HIGHLIGHTS:

- In 2016, Byard saw action in all 16 games with seven starts and compiled 63 tackles, a sack, five tackles for loss, three quarterback pressures, four passes defended and 10 special teams tackles. His seven starts were the most by a Titans rookie safety since Michael Griffin (10) in 2007.

TITANS TIDBITS:

- Byard credits his mother, Artina Stanley, for much of his success. Following a divorce when Byard was in ninth grade, his mother moved with the children from Philadelphia to Atlanta. Although it was a financial struggle, Stanley worked long hours to make sure her children received what they needed. Byard claims he and his older brother "had to grow up really fast" as they helped their mother with taking care of the younger kids in the family.
- The Titans had an inside track in their scouting of Byard. Titans general manager Jon Robinson received glowing reports on Byard from his friend and MTSU recruiting coordinator Steve Ellis. When Robinson was a linebackers coach at Nicholls State, Ellis was one of his pupils, and the two remained close through the years. Additionally, Patrick Callaway, a newly-hired scouting assistant for the Titans, was Byard's high school teammate.
- Byard says his football role models are Ed Reed, Brian Dawkins and Troy Polamalu.
- Byard has aspirations to travel the world, and his bucket list includes setting foot on every continent.
- Byard has three brothers and three sisters and is the second oldest of the group.

CAREER TRANSACTIONS:

- The Lithonia, Ga., native was selected by the Titans in the third round (64th overall) of the 2016 NFL Draft.

SEASON RECAPS:

2017 (16/16, 2/2): Selected first-team Associated Press All-Pro at safety and named to his first career Pro Bowl. Started all 16 games and tied for the NFL lead with eight interceptions. Ranked second on the team with 18 passes defended and third on the squad with a career-high 87 tackles. Notched three quarterback pressures, four tackles for loss and two fumble recoveries. Started both postseason contests and led the team with 16 tackles. Named AFC Defensive Player of the Week after tallying eight tackles and two interceptions against Jacksonville (12/31/17). Named AFC Defensive Player of the Week after tying a single-game franchise record with three interceptions at Cleveland (10/22/17). His eight interceptions in 2017 were the most by any franchise player since Oilers cornerback Rishard Johnson picked off eight passes in 1990. Collected his first career NFL interception at Houston (10/1/17). Tied a career-high with 10 tackles at Houston (10/1/17). Led or tied for the team lead in passes defended six times in 2017 (at JAX, at HOU, at CLE, vs. CIN, at PIT, vs. JAX).

- Against Oakland (9/10), started at safety and posted nine tackles and a quarterback pressure.
- At Jacksonville (9/17), started at safety and collected nine tackles and

a pass defended. Combined with Derrick Morgan to stonewall Leonard Fournette for no gain on a rush off left end in the second quarter. Halted a Jaguars' drive by batting down a pass intended for Mercedes Lewis on third-and-14 in the third quarter.

- Against Seattle (9/24), started at safety and notched a tackle, a quarterback pressure and a pass defended. Broke up a pass intended for Jimmy Graham in the second quarter.
- At Houston (10/1), started at safety and tied a career-high with 10 tackles while posting a team-best two passes defended, including his first career interception. Broke up a pass intended for DeAndre Hopkins in the second quarter. Halted a potential Texans' scoring drive by intercepting a Deshaun Watson pass intended for DeAndre Hopkins just before halftime.
- At Miami (10/8), started at safety and totaled four tackles, including two stops for loss and a fumble recovery. Stuffed Jarvis Landry for no gain on a short pass in the first quarter. Recovered a Jay Ajayi fumble that was forced by Adoree' Jackson and returned it six yards in the second quarter. Stuffed Ajayi for a one-yard loss on a rush off right guard in the final stanza.
- Against Indianapolis (10/16), started at safety and recorded three tackles.
- At Cleveland (10/22), named AFC Defensive Player of the Week after posting two tackles, including a stop for loss and a career-high three interceptions. Tied a single-game franchise record with three interceptions and the feat had only happened nine previous times in team annals. Stonewalled Duke Johnson for a three-yard loss on a short pass in the second quarter. Halted a potential Browns' scoring drive by intercepting a DeShone Kizer pass intended for Rashard Higgins late in the second quarter. Intercepted Kizer for a second time by jumping in front of a pass intended for Bryce Treggs early in the third quarter. Collected his third interception of the afternoon by picking off a Cody Kessler pass intended for David Njoku on third-and-13 in the fourth quarter.
- Against Baltimore (11/5), started at safety and collected six tackles, two interceptions and another pass defended. With three interceptions at Cleveland and two interceptions against the Ravens, became the first player in franchise history to record five interceptions in a two-game span. Intercepted a Joe Flacco pass intended for Breshad Perriman after Logan Ryan deflected the ball in the first quarter. Hauled in his second interception of the afternoon by picking off a deep pass intended for Benjamin Watson early in the third quarter. Batted down a deep pass intended for Mike Wallace in the end zone late in the fourth quarter.
- Against Cincinnati (11/12), started at safety and recorded five tackles, including a stop for loss and a team-best two passes defended. Stonewalled Joe Mixon for a three-yard loss on a rush up the middle late in the first quarter. Broke up a pass intended for Tyler Kroft in the final stanza. Ended the game by breaking up a pass intended for Kroft on a Hail Mary attempt.
- At Pittsburgh (11/16), started at safety and notched a tackle and a team-best three passes defended. Broke up a pass intended for Jesse James in the first stanza.
- At Indianapolis (11/26), started at safety and registered four tackles and a fumble recovery. Set up the Titans' first touchdown by pouncing on a Marlon Mack fumble on the Colts' four-yard line in the third quarter.
- Against Houston (12/3), started at safety and produced eight tackles and a pass defended. Broke up a third-and-four pass intended for Stephen Anderson on a critical drive late in the fourth quarter.
- At Arizona (12/10), started at safety and tallied six tackles.
- At San Francisco (12/17), started at safety and posted five tackles.
- Against Los Angeles Rams (12/24), started at safety and notched six tackles and a quarterback pressure.
- Against Jacksonville (12/31), started at safety and was named AFC Defensive Player of the Week after tallying eight tackles and two interceptions. Picked off a Blake Bortles pass intended for Allen Hurns on

third-and-nine early in the fourth quarter. Sealed the victory by intercepting a Bortles pass intended for James O'Shaughnessy with 10 seconds left in the game.

- At Kansas City (1/6), started at safety and recorded six tackles in his first career postseason game. Stuffed Kareem Hunt for no gain on a short pass in the left flat in the second quarter.
- At New England (1/13), started at safety and finished second on the team with 10 tackles. Teamed with Avery Williamson to stop James White for no gain on a rush up the middle early in the second quarter.

2016 (16/7): Played in all 16 games with seven starts as a rookie and finished fifth on the team with 63 tackles. Ranked second on the squad with 10 special teams tackles. Collected a sack, five tackles for loss, three quarterback pressures and four passes defended. Led or tied for the team lead in tackles twice in 2016 (at SD, vs. GB). Tied for the team lead in passes defended twice in 2016 (vs. IND, at SD). Led or tied for the team lead in special teams tackles seven times in 2016 (vs. MIN, at DET, at MIA, vs. JAX, at SD, at CHI, vs. DEN). Appeared in his first career NFL game against Minnesota (9/11/16). Made his first NFL start at safety against Green Bay (11/13/16).

- Against Minnesota (9/11), made his NFL debut as a reserve safety and collected four tackles, including a stop for loss. Notched a special teams tackle on coverage units. Burst through the line and stuffed Adrian Peterson for a five-yard loss on a rush off right tackle at the end of the third quarter.
- Against Jacksonville (10/27), played significant snaps as a reserve at safety and posted five tackles, including two stops for loss. Tied for the team lead with a special teams tackle. Pounced on Chris Ivory for no gain after the running back recovered his own fumble late in the first quarter. Stuffed Blake Bortles for a one-yard loss on a rush off left end in the final quarter.
- At San Diego (11/6), saw significant action as a reserve at safety and tied for the team lead with a career-best 10 tackles, including a stop for loss and a pass defended. Tied for the team lead with a special teams tackle on coverage units. Ended a Chargers' drive by breaking up a third-and-two pass intended for Antonio Gates late in the second quarter. Stuffed Melvin Gordon for a two-yard loss on a rush off left guard late in the second quarter.
- Against Green Bay (11/13), made his first career NFL start at safety and notched a team-leading nine tackles, including a sack. Ended a Packers' drive by registering his first career sack when he dropped Aaron Rodgers for an eight-yard loss on third-and-eight in the opening stanza.
- At Chicago (11/27), started at safety and registered seven tackles. Led the team with two special teams tackles on coverage units. Defended a deep pass intended for Cameron Meredith in the fourth quarter.
- Against Denver (12/11), started at safety and collected five tackles, two quarterback pressures and a pass defended. Tied for the team lead with a special teams stop.
- Against Houston (1/1), started at safety and registered five tackles, including a stop for loss and a pass defended. Broke up a pass intended for Alfred Blue in the first quarter. Stuffed Jonathan Grimes for no gain on a rush off left tackle on the final play of the first quarter. Stuffed Alfred Blue for no gain on a third-and-goal rush off right tackle in the fourth quarter.

COLLEGE:

- During a four-year career at Middle Tennessee State, he appeared in 49 games and notched 46 starts at safety. He set school records with 19 career interceptions, 377 interception return yards and four interception returns for touchdowns. He finished sixth in MTSU history with 312 career tackles. In 49 career games, he had a hand in 25 turnovers (19 interceptions, five forced fumbles and one fumble recovery). Had 17 additional career passes defended and five tackles for loss. He was twice named first-team All-Conference USA.
- As a senior (2015), appeared in 12 games with nine starts as a permanent team captain. Ranked fourth on the team with 66 tackles and led the squad with four interceptions and six additional pass breakups. Ranked second among safeties with 718 snaps played. Named first-team All-Conference USA for the second consecutive season. Against North Texas on Nov. 21, 2015, he set the Middle Tennessee State record with his 18th career interception. He picked off another pass the following week to finish his career with 19 interceptions.
- As a junior (2014), played and started all 12 games and led the team with six interceptions. Ranked fourth on the team with 66 tackles, including three tackles for loss, and added four pass breakups, two forced fumbles

and a blocked kick. Ranked seventh nationally and first in Conference USA in interceptions. Played a team-high 980 snaps. Named first-team All-Conference USA.

- As a sophomore (2013), played and started all 13 games. Registered a career-best 106 tackles to finish second on the team. Led the team with five interceptions. Also finished with an additional five pass breakups, a forced fumble and a fumble recovery. Equaled his own school mark with two interceptions returned for touchdowns. Led the team with 996 snaps played. Voted honorable mention All-Conference USA.
- As a redshirt freshman (2012), started all 12 games and led the team with four interceptions. Tied for third on the team with 74 tackles and added two pass breakups, two forced fumbles and a hurry. Equaled the school record with two interception returns for touchdowns and set the single-season record for interception return yards with 167. Led the entire team with 925 total snaps played and had 80 or more snaps four times. Named FWAA Freshman All-American, second-team All-SBC. Against Troy (11/24), forced three turnovers in win with two interceptions and a forced fumble to go with a pass breakup and six tackles. Second pick went for 77 yards and game-winning score late in fourth quarter. Named the SBC Defensive Player of the Week and the College Performance Awards National Defensive Back of the Week.
- As a freshman (2011), redshirted.
- Graduated in May 2015 with a degree in liberal studies.

PERSONAL:

- Single, splits time between Nashville and Lithonia, Ga.
- Attended M.L. King (Lithonia, Ga.), where as a senior he totaled 94 tackles, two interceptions, two blocked punts, and two fumble recoveries on defense. On offense, he recorded 35 receptions for 723 yards and six touchdowns, as well as 245 rushing yards and two rushing touchdowns. Also returned 12 kickoffs for 350 yards and a touchdown.
- Voted Class AAAAA first-team all-state by the Atlanta Journal Constitution and the Associated Press. Earned all-region honors on offense and defense, while also garnering all-area and all-county accolades.
- Also lettered in track as a high school athlete.
- Follow Byard on Twitter at @KB20_Era
- Follow Byard on Instagram at @kevinbyard20
- List of favorites: (TV show) "Martin"; (movie) "Wolf of Wall Street" and "Paid in Full"; (musician or band) Future; (food) Philadelphia cheesesteaks and hot wings; (childhood sports teams) Philadelphia 76ers; (athlete as a child) Allen Iverson; and (guilty pleasure) late-night snacks.
- Born Kevin Leon Byard Jr. on Aug. 17, 1993 in Philadelphia, Pa.

KEVIN BYARD'S GAME-BY-GAME

2016 Tennessee Titans

| Date | Opp | W/L | P/S | Tot | Solo | Asst | Sk | - Yds | QBP | TFL | Int | - Yds | -TD | PD | FF | FR | - Yds | SpT |
|---------------|-------|-----|-----|------------|-------------|-----------|-----------|-----------|------------|------------|----------|----------|----------|----------|----------|----------|----------|-----------|
| Sept 11 | Min | L | p | 4 | 3 | 1 | 0.0 | 0.0 | 0 | 1 | 0 | 0 | 0 | 0 | 0 | 0 | 0 | 1 |
| Sept 18 | @ Det | W | p | 2 | 2 | 0 | 0.0 | 0.0 | 0 | 0 | 0 | 0 | 0 | 0 | 0 | 0 | 0 | 2 |
| Sept 25 | Oak | L | p | 3 | 3 | 0 | 0.0 | 0.0 | 0 | 0 | 0 | 0 | 0 | 0 | 0 | 0 | 0 | 1 |
| Oct 2 | @ Hou | L | p | 1 | 1 | 0 | 0.0 | 0.0 | 0 | 0 | 0 | 0 | 0 | 0 | 0 | 0 | 0 | 0 |
| Oct 9 | @ Mia | W | p | 2 | 2 | 0 | 0.0 | 0.0 | 0 | 0 | 0 | 0 | 0 | 0 | 0 | 0 | 0 | 1 |
| Oct 16 | Cle | W | p | 2 | 2 | 0 | 0.0 | 0.0 | 0 | 0 | 0 | 0 | 0 | 0 | 0 | 0 | 0 | 0 |
| Oct 23 | Ind | L | p | 0 | 0 | 0 | 0.0 | 0.0 | 0 | 0 | 0 | 0 | 0 | 1 | 0 | 0 | 0 | 0 |
| Oct 27 | Jax | W | p | 5 | 3 | 2 | 0.0 | 0.0 | 0 | 2 | 0 | 0 | 0 | 0 | 0 | 0 | 0 | 1 |
| Nov 6 | @ SD | L | p | 10 | 5 | 5 | 0.0 | 0.0 | 0 | 1 | 0 | 0 | 0 | 1 | 0 | 0 | 0 | 1 |
| Nov 13 | GB | W | S | 9 | 7 | 2 | 1.0 | 8.0 | 0 | 0 | 0 | 0 | 0 | 0 | 0 | 0 | 0 | 0 |
| Nov 20 | @ Ind | L | S | 2 | 1 | 1 | 0.0 | 0.0 | 0 | 0 | 0 | 0 | 0 | 0 | 0 | 0 | 0 | 0 |
| Nov 27 | @ Chi | W | S | 7 | 4 | 3 | 0.0 | 0.0 | 0 | 0 | 0 | 0 | 0 | 0 | 0 | 0 | 0 | 2 |
| Dec 11 | Den | W | S | 5 | 3 | 2 | 0.0 | 0.0 | 2 | 0 | 0 | 0 | 0 | 1 | 0 | 0 | 0 | 1 |
| Dec 18 | @ KC | W | S | 4 | 2 | 2 | 0.0 | 0.0 | 1 | 0 | 0 | 0 | 0 | 0 | 0 | 0 | 0 | 0 |
| Dec 24 | @ Jax | L | S | 2 | 2 | 0 | 0.0 | 0.0 | 0 | 0 | 0 | 0 | 0 | 0 | 0 | 0 | 0 | 0 |
| Jan 1 | Hou | W | S | 5 | 2 | 3 | 0.0 | 0.0 | 0 | 1 | 0 | 0 | 0 | 1 | 0 | 0 | 0 | 0 |
| Totals | | | | 9-7 | 16/7 | 63 | 42 | 21 | 1.0 | 8.0 | 3 | 5 | 0 | 0 | 4 | 0 | 0 | 10 |

2017 Tennessee Titans

| Date | Opp | W/L | P/S | Tot | Solo | Asst | Sk | - Yds | QBP | TFL | Int | - Yds | -TD | PD | FF | FR | - Yds | SpT |
|-----------------|-------|-----|-----|------------|--------------|-----------|-----------|-----------|------------|------------|----------|----------|----------|------------|----------|-----------|----------|----------|
| Sept 10 | Oak | L | S | 9 | 7 | 2 | 0.0 | 0.0 | 1 | 0 | 0 | 0 | 0 | 0 | 0 | 0 | 0 | 0 |
| Sept 17 | @ Jax | W | S | 9 | 8 | 1 | 0.0 | 0.0 | 0 | 0 | 0 | 0 | 0 | 0 | 1 | 0 | 0 | 0 |
| Sept 24 | Sea | W | S | 1 | 0 | 1 | 0.0 | 0.0 | 1 | 0 | 0 | 0 | 0 | 0 | 1 | 0 | 0 | 0 |
| Oct 1 | @ Hou | L | S | 10 | 5 | 5 | 0.0 | 0.0 | 0 | 0 | 1 | 7 | 0 | 2 | 0 | 0 | 0 | 0 |
| Oct 8 | @ Mia | L | S | 4 | 3 | 1 | 0.0 | 0.0 | 0 | 2 | 0 | 0 | 0 | 0 | 0 | 1 | 6 | 0 |
| Oct 16 | Ind | W | S | 3 | 3 | 0 | 0.0 | 0.0 | 0 | 0 | 0 | 0 | 0 | 0 | 0 | 0 | 0 | 0 |
| Oct 22 | @ Cle | W | S | 2 | 2 | 0 | 0.0 | 0.0 | 0 | 1 | 3 | 60 | 0 | 3 | 0 | 0 | 0 | 0 |
| Nov 5 | Bal | W | S | 6 | 4 | 2 | 0.0 | 0.0 | 0 | 0 | 2 | 33 | 0 | 3 | 0 | 0 | 0 | 0 |
| Nov 12 | Cin | W | S | 5 | 3 | 2 | 0.0 | 0.0 | 0 | 1 | 0 | 0 | 0 | 2 | 0 | 0 | 0 | 0 |
| Nov 16 | @ Pit | L | S | 1 | 1 | 0 | 0.0 | 0.0 | 0 | 0 | 0 | 0 | 0 | 0 | 3 | 0 | 0 | 0 |
| Nov 26 | @ Ind | W | S | 4 | 3 | 1 | 0.0 | 0.0 | 0 | 0 | 0 | 0 | 0 | 0 | 0 | 1 | 0 | 0 |
| Dec 3 | Hou | W | S | 8 | 6 | 2 | 0.0 | 0.0 | 0 | 0 | 0 | 0 | 0 | 1 | 0 | 0 | 0 | 0 |
| Dec 10 | @ Ari | L | S | 6 | 4 | 2 | 0.0 | 0.0 | 0 | 0 | 0 | 0 | 0 | 0 | 0 | 0 | 0 | 0 |
| Dec 17 | @ SF | L | S | 5 | 4 | 1 | 0.0 | 0.0 | 0 | 0 | 0 | 0 | 0 | 0 | 0 | 0 | 0 | 0 |
| Dec 24 | LAR | L | S | 6 | 4 | 2 | 0.0 | 0.0 | 1 | 0 | 0 | 0 | 0 | 0 | 0 | 0 | 0 | 0 |
| Dec 31 | Jax | W | S | 8 | 7 | 1 | 0.0 | 0.0 | 0 | 0 | 2 | 30 | 0 | 2 | 0 | 0 | 0 | 0 |
| Totals | | | | 9-7 | 16/16 | 87 | 64 | 23 | 0.0 | 0.0 | 3 | 4 | 8 | 130 | 0 | 18 | 0 | 2 |
| Playoffs | | | | | | | | | | | | | | | | | | |
| Jan 6 | @ KC | W | S | 6 | 5 | 1 | 0.0 | 0.0 | 0 | 0 | 0 | 0 | 0 | 0 | 0 | 0 | 0 | 0 |
| Jan 13 | @ NE | L | S | 10 | 9 | 1 | 0.0 | 0.0 | 0 | 0 | 0 | 0 | 0 | 0 | 0 | 0 | 0 | 0 |
| Totals | | | | 1-1 | 2/2 | 16 | 14 | 2 | 0.0 | 0.0 | 0 | 0 | 0 | 0 | 0 | 0 | 0 | 0 |

KEVIN BYARD'S NFL STATISTICS

REGULAR SEASON

| Year | Team | GP | GS | TACKLES | | | Sk | Yds | QBP | TFL | INTERCEPTIONS | | | | | FUMBLES | | | |
|-------------------|-----------|-----------|-----------|------------|------------|-----------|------------|------------|----------|----------|---------------|------------|-----------|----------|-----------|----------|----------|----------|-----------|
| | | | | Tot | Solo | Asst | | | | | No | Yds | Lg | TD | PD | FF | FR | Yds | SpT |
| 2016 | Tennessee | 16 | 7 | 63 | 42 | 21 | 1.0 | 8.0 | 3 | 5 | 0 | 0 | 0 | 0 | 4 | 0 | 0 | 0 | 10 |
| 2017 | Tennessee | 16 | 16 | 87 | 64 | 23 | 0.0 | 0.0 | 3 | 4 | 8 | 130 | 33 | 0 | 18 | 0 | 2 | 6 | 0 |
| NFL Totals | | 32 | 23 | 150 | 106 | 44 | 1.0 | 8.0 | 6 | 9 | 8 | 130 | 33 | 0 | 22 | 0 | 2 | 6 | 10 |

PLAYOFFS

| Year | Team | GP | GS | TACKLES | | | Sk | Yds | QBP | TFL | INTERCEPTIONS | | | | | FUMBLES | | | |
|-------------------|-----------|----------|----------|-----------|-----------|----------|------------|------------|----------|----------|---------------|----------|----------|----------|----------|----------|----------|----------|----------|
| | | | | Tot | Solo | Asst | | | | | No | Yds | Lg | TD | PD | FF | FR | Yds | SpT |
| 2017 | Tennessee | 2 | 2 | 16 | 14 | 2 | 0.0 | 0.0 | 0 | 0 | 0 | 0 | 0 | 0 | 0 | 0 | 0 | 0 | 0 |
| NFL Totals | | 2 | 2 | 16 | 14 | 2 | 0.0 | 0.0 | 0 | 0 | 0 | 0 | 0 | 0 | 0 | 0 | 0 | 0 | 0 |

Single-Game Highs

Tackles - **10 (Twice, last at Houston 10/1/17)**
 Interceptions - **3 at Cleveland (10/22/17)**
 Sacks - **1 vs. Green Bay (11/13/16)**
 Tackles for Loss - **2 (Twice, last at Miami 10/8/17)**
 Quarterback Pressures - **2 vs. Denver (12/11/16)**
 Fumble Recovery - **1 (Twice, last at Indianapolis 11/26/17)**
 Passes Defensed - **3 (Three times, last at Pittsburgh 11/16/17)**
 Special Teams Tackles - **2 (Twice, last at Chicago 11/27/16)**

Playoff Single-Game Highs

Tackles - **10 at New England (1/13/18)**



44 JOSH CARRAWAY

OUTSIDE LINEBACKER • 6'3" • 242 LBS • COLLEGE: TEXAS CHRISTIAN
ACQUIRED: 7TH ROUND - 2017 • NFL EXPERIENCE (NFL/TITANS): ROOKIE
HOMETOWN: FLOWER MOUND, TEXAS
GAMES PLAYED/GAMES STARTED: 1/0 (PLAYOFFS: 0/0)



PRO: The Titans selected Josh Carraway in the seventh round of the 2017 NFL Draft to add depth to the outside linebacker position. The 6-foot-3-inch, 242-pounder is a two-time All-Big 12 first-team player that found success rushing the passer at Texas Christian. Carraway led the team in sacks in each of his final two campaigns on campus. He also has a knack for creating turnovers having notched four forced fumbles, three fumble recoveries and an interception for the Horned Frogs.

CAREER HIGHLIGHTS:

- Carraway registered a combined 17 sacks in his final two seasons at Texas Christian and became the first player to lead the Horned Frogs in sacks in consecutive years since former first-round pick Jerry Hughes in 2008-09.

TITANS TIDBITS:

- Carraway is interested in raising more awareness for heart disease. His mother, Valerie Taylor, passed away from the disease when Josh was just seven years old.
- Carraway's father, Glenn, was on the first basketball team at UT San Antonio and he played pro ball briefly in Mexico. Josh grew up playing basketball and is a huge fan of Dallas Mavericks legend Dirk Nowitzki.

CAREER TRANSACTIONS:

- The Flower Mound, Texas, native was selected by the Titans in the seventh round (227th overall) of the 2017 NFL Draft.
- Released by the Titans on Oct. 3, 2017 and signed to the practice squad two days later.
- Signed by the Titans to the active roster from their practice squad on Dec. 9, 2017.

SEASON RECAPS:

2017 (1/0, 0/0): Played in one contest during his rookie campaign. Was inactive for seven games and both postseason contests. Spent eight weeks during the middle of the season on the team's practice squad. Made his NFL debut at Arizona (12/10/17).

- Against Oakland (9/10), was inactive.
- At Jacksonville (9/17), was inactive.
- Against Seattle (9/24), was inactive.
- At Houston (10/1), was inactive.
- At Arizona (12/10), saw limited action as a reserve on special teams in his first career NFL contest.
- At San Francisco (12/17), was inactive.
- Against Los Angeles Rams (12/24), was inactive.
- Against Jacksonville (12/31), was inactive.
- At Kansas City (1/6), was inactive.
- At New England (1/13), was inactive.

COLLEGE:

- During a four-year career at Texas Christian, Carraway played in 43 games and amassed 133 tackles, 19 sacks, 27.5 stops for loss, four fumble recoveries, three forced fumbles, an interception and two passes defended. He was a two-time All-Big 12 first-team honoree and a 2016 Academic All-Big 12 recipient.

AS A SENIOR (2016), received first team All-Big 12 honors after starting all 13 games and tallying 49 tackles, eight sacks, 11 tackles for loss, five quarterback hurries and a forced fumble. Became the first player to lead the Horned Frogs in sacks in consecutive years since Jerry Hughes (2008-

09). Received Academic All-Big 12 recognition.

- Against Arkansas (9/10), collected six stops, including a sack.
- Against Oklahoma (10/1), recorded six tackles, including a sack and a forced fumble.
- At Kansas (10/8), named Big 12 Defensive Player of the Week after posting three sacks, all in the fourth quarter, including back-to-back snaps on the Jayhawks' final drive. His eight tackles in the contest, including four for loss, tied a career high.

AS A JUNIOR (2015), named first team All-Big 12 and second team Associated Press All-Big 12 after starting all 13 games and posting 47 tackles with 11.5 tackles for loss and nine sacks. Also notched three fumble recoveries, two pass breakups and a forced fumble.

- Against SMU (9/19), finished the game with six total tackles, including three stops for loss and 2.5 sacks.
- At Oklahoma (11/21), tallied eight tackles with 3.5 stops for loss and 2.5 sacks.
- Against Baylor (11/27), registered a 56-yard fumble return against for a touchdown, the second touchdown of his career. Later had a sack and a forced a fumble after Baylor drove to the TCU 19-yard line in the fourth quarter.
- Against Oregon (1/2), recorded four tackles, including a sack, in the Valero Alamo Bowl win over the Ducks.

AS A REDSHIRT SOPHOMORE (2014), appeared in all 13 games, including seven starts and totaled 33 tackles, two sacks, five stops for loss, an interception, a forced fumble and a fumble recovery.

- Against Samford (8/30), opened the campaign with a season-best six tackles.
- Against Texas Tech (10/25), recovered a fumble against the Red Raiders, setting up TCU's final score before the half.
- At Texas (11/27), found the end zone with a 33-yard interception return for TCU's final points of the game in the 48-10 victory. Also forced a fumble, which was returned by Terrell Lathan for the Horned Frogs' first touchdown of the game.

AS A SOPHOMORE (2013), redshirted.

AS A FRESHMAN (2012), appeared in four games and added depth on the defensive line. Collected four solo tackles on the year.

- Against Texas Tech (10/20), posted the first stop of his career against the Red Raiders.
- At Oklahoma State (10/27), totaled two solo tackles.
- Graduated in May 2016 with a degree in criminal justice from Texas Christian.

PERSONAL:

- Attended Marcus (Flower Mound, Texas) High School and was named first team All-District 8-5A and honorable-mention all-state.
- As a senior (2011), played defensive end and totaled 51 tackles, including 13 sacks.
- Follow Carraway on Twitter at @JoshuaCarraway.
- Follow Carraway on Instagram at @joshua_carraway.
- Has two younger sisters, Brittini (21) and Cana (15), and one brother, Jacobi (35).
- In his spare time Carraway enjoys bowling, paintballing and playing Xbox (Call of Duty).
- In the future he would like to travel to Hawaii, Japan, London and the United Arab Emirates.

- List of favorites: (movie) "I, Robot"; (TV shows) "The Office" and "Game of Thrones"; (musician or band) Lil Wayne; (childhood sports teams) Dallas Mavericks and Dallas Cowboys; (athlete as a child) Dirk Nowitzki; (food) burgers; and (guilty pleasure) Sour Skittles.
- Born Joshua Silas Carraway on April 13, 1994 in Mesquite, Texas.

JOSH CARRAWAY’S COLLEGE STATISTICS

| REGULAR SEASON | | TACKLES | | | | | | | | INTERCEPTIONS | | | | | FUMBLES | | |
|----------------|------|---------|----|------------|------|------|------|-------|------|---------------|-----|-----|----|----|---------|----|-----|
| Year | Team | GP | GS | Tot | Solo | Asst | Sk | Yds | TFL | No | Yds | Lg | TD | PD | FF | FR | Yds |
| 2012 | TCU | 4 | 0 | 4 | 4 | 0 | 0.0 | 0.0 | 0.0 | 0 | 0 | - | 0 | 0 | 0 | 0 | 0 |
| 2013 | TCU | 0 | 0 | Redshirted | | | | | | | | | | | | | |
| 2014 | TCU | 13 | 7 | 33 | 10 | 23 | 2.0 | 17.0 | 5.0 | 1 | 33 | 33t | 1 | 1 | 1 | 1 | 0 |
| 2015 | TCU | 13 | 13 | 47 | 25 | 22 | 9.0 | 41.0 | 11.5 | 0 | 0 | - | 0 | 2 | 1 | 3 | 56 |
| 2016 | TCU | 13 | 13 | 49 | 25 | 24 | 8.0 | 53.0 | 11.0 | 0 | 0 | - | 0 | 0 | 1 | 0 | 0 |
| College Totals | | 43 | 33 | 133 | 64 | 69 | 19.0 | 111.0 | 27.5 | 1 | 33 | 33t | 1 | 3 | 3 | 4 | 56 |

Single-Game Highs

Tackles - 8 (Twice, last at Kansas 10/8/16)

Sacks - 3 at Kansas (10/8/16)

Interceptions - 1 at Texas (11/27/14)

Forced Fumble - 1 (Three times, last vs. Oklahoma 10/1/16)

Fumble Recovery - 1 (Four times, last vs. Baylor 11/27/15)

Additional Statistics

Touchdowns - 2, 33-yard interception return at Texas (11/27/14); 56-yard fumble return vs. Baylor (11/27/15)

JOSH CARRAWAY’S GAME-BY-GAME

| 2017 Tennessee Titans | | | | | | | | | | | | | | | | | | | Signed to the active roster from practice squad on Dec. 9, 2017 | | | | | | | | | | | | | | | | | | |
|-----------------------|-------|-----|-----|-----|------|------|----|-------|-----|-----|-----|-------|----|----|-----|-----|-------|-----|---|---|---|---|---|---|---|---|---|---|--|--|--|--|--|--|--|--|--|
| Date | Opp | W/L | P/S | Tot | Solo | Asst | Sk | - Yds | QBP | TFL | Int | - Yds | TD | PD | FF | FR | - Yds | SpT | | | | | | | | | | | | | | | | | | | |
| Sept 10 | Oak | L | IA | | | | | | | | | | | | | | | | | | | | | | | | | | | | | | | | | | |
| Sept 17 | @ Jax | W | IA | | | | | | | | | | | | | | | | | | | | | | | | | | | | | | | | | | |
| Sept 24 | Sea | W | IA | | | | | | | | | | | | | | | | | | | | | | | | | | | | | | | | | | |
| Oct 1 | @ Hou | L | IA | | | | | | | | | | | | | | | | | | | | | | | | | | | | | | | | | | |
| Oct 8 | @ Mia | | | | | | | | | | | | | | | | | | | | | | | | | | | | | | | | | | | | |
| Oct 16 | Ind | | | | | | | | | | | | | | | | | | | | | | | | | | | | | | | | | | | | |
| Oct 22 | @ Cle | | | | | | | | | | | | | | | | | | | | | | | | | | | | | | | | | | | | |
| Nov 5 | Bal | | | | | | | | | | | | | | | | | | | | | | | | | | | | | | | | | | | | |
| Nov 12 | Cin | | | | | | | | | | | | | | | | | | | | | | | | | | | | | | | | | | | | |
| Nov 16 | @ Pit | | | | | | | | | | | | | | | | | | | | | | | | | | | | | | | | | | | | |
| Nov 26 | @ Ind | | | | | | | | | | | | | | | | | | | | | | | | | | | | | | | | | | | | |
| Dec 3 | Hou | | | | | | | | | | | | | | | | | | | | | | | | | | | | | | | | | | | | |
| Dec 10 | @ Ari | L | p | | | | | | | | | | | | | | | | | | | | | | | | | | | | | | | | | | |
| Dec 17 | @ SF | L | IA | | | | | | | | | | | | | | | | | | | | | | | | | | | | | | | | | | |
| Dec 24 | LAR | L | IA | | | | | | | | | | | | | | | | | | | | | | | | | | | | | | | | | | |
| Dec 31 | Jax | W | IA | | | | | | | | | | | | | | | | | | | | | | | | | | | | | | | | | | |
| Totals | | 3-5 | 1/0 | | | | | | | | | 0 | 0 | 0 | 0.0 | 0.0 | 0 | 0 | 0 | 0 | 0 | 0 | 0 | 0 | 0 | 0 | 0 | 0 | | | | | | | | | |
| Playoffs | | | | | | | | | | | | | | | | | | | | | | | | | | | | | | | | | | | | | |
| Jan 6 | @ KC | W | IA | | | | | | | | | | | | | | | | | | | | | | | | | | | | | | | | | | |
| Jan 13 | @ NE | L | IA | | | | | | | | | | | | | | | | | | | | | | | | | | | | | | | | | | |
| Totals | | 2-0 | 0/0 | | | | | | | | | 0 | 0 | 0 | 0.0 | 0.0 | 0 | 0 | 0 | 0 | 0 | 0 | 0 | 0 | 0 | 0 | 0 | 0 | | | | | | | | | |

JOSH CARRAWAY’S NFL STATISTICS

| REGULAR SEASON | | | | TACKLES | | | | | | | INTERCEPTIONS | | | | | | FUMBLES | | | |
|----------------|-----------|----|----|---------|------|------|-----|-----|-----|-----|---------------|-----|----|----|----|----|---------|-----|-----|--|
| Year | Team | GP | GS | Tot | Solo | Asst | Sk | Yds | QBP | TFL | No | Yds | Lg | TD | PD | FF | FR | Yds | SpT | |
| 2017 | Tennessee | 1 | 0 | 0 | 0 | 0 | 0.0 | 0.0 | 0 | 0 | 0 | 0 | 0 | 0 | 0 | 0 | 0 | 0 | 0 | |
| NFL Totals | | 1 | 0 | 0 | 0 | 0 | 0.0 | 0.0 | 0 | 0 | 0 | 0 | 0 | 0 | 0 | 0 | 0 | 0 | 0 | |

| PLAYOFFS | | | | TACKLES | | | | | | | INTERCEPTIONS | | | | | | FUMBLES | | | |
|------------|-----------|----|----|---------|------|------|-----|-----|-----|-----|---------------|-----|----|----|----|----|---------|-----|-----|--|
| Year | Team | GP | GS | Tot | Solo | Asst | Sk | Yds | QBP | TFL | No | Yds | Lg | TD | PD | FF | FR | Yds | SpT | |
| 2017 | Tennessee | 0 | 0 | 0 | 0 | 0 | 0.0 | 0.0 | 0 | 0 | 0 | 0 | - | 0 | 0 | 0 | 0 | 0 | 0 | |
| NFL Totals | | 0 | 0 | 0 | 0 | 0 | 0.0 | 0.0 | 0 | 0 | 0 | 0 | - | 0 | 0 | 0 | 0 | 0 | 0 | |

Single-Game Highs

Tackles -

Sacks -

Tackles for Loss -



99 JURRELL CASEY

DEFENSIVE TACKLE • 6'1" • 305 LBS • COLLEGE: SOUTHERN CAL
ACQUIRED: 3RD ROUND - 2011 • NFL EXPERIENCE (NFL/TITANS): 7/7
HOMETOWN: LONG BEACH, CALIF.
GAMES PLAYED/GAMES STARTED: 110/108 (PLAYOFFS: 2/2)



Captain: 2014, 2015, 2016, 2017



Pro Bowl: 2015, 2016, 2017

PRO: The Titans used their third-round pick in the 2011 NFL Draft on University of Southern California defensive tackle Jurrell Casey. In his first six pro seasons, Casey became regarded as one of the top interior defensive linemen in the NFL, a force against both the run and pass. During that timespan, he played in all but two games and ranked fifth among all defensive tackles with 33 total sacks (Geno Atkins, Gerald McCoy, Ndamukong Suh and Marcell Dareus). In 2013, he tied for second among NFL defensive tackles with a career-high 10.5 sacks and set a career high with 90 tackles. He was named to the Pro Bowl following the 2015 and 2016 campaigns, becoming the first Titans defensive player to make consecutive Pro Bowls since Albert Haynesworth from 2007–2008.

CAREER HIGHLIGHTS:

- In 2016, Casey was voted to his second consecutive Pro Bowl after setting a career high with 29 quarterback pressures.
- With five sacks in 2016, he became the first player for the team in the "Titans era" (1999–present) to register four consecutive seasons with at least five sacks.
- In 2015, he was named to the Pro Bowl after tying for the team lead with seven sacks. He finished second on the team with 11 tackles for loss and a career-high 28 quarterback pressures.
- In 2013, Casey was named *Associated Press* second-team All-Pro after putting together one of the best seasons by a defensive tackle in franchise history. His 10.5 sacks set a career high and made up the second-highest total by a franchise defensive tackle since sacks became an official statistic in 1982, finishing behind only Ray Childress' 13 sacks in 1992. Only Jason Hatcher of the Dallas Cowboys (11) finished with more sacks than Casey among defensive tackles in 2013. Casey's season totals also included a career-high 90 tackles and a career- and team-high 10 quarterback pressures.
- In 2012, he notched 80 tackles to lead the defensive line and added three sacks.
- As a rookie in 2011, Casey recorded 74 tackles, which led the team's defensive linemen, and tied for second on the defense with five tackles for loss.
- Casey totaled nine sacks and 22 tackles for loss during his three seasons at Southern California. In 2010, Casey's junior year, he was named first-team All-Pac-10.

TITANS TIDBITS:

- Casey was voted the 2016 Tennessee Titans Walter Payton Man of the Year, which recognizes players for excellence on and off the field. Casey is a fixture at Tennessee Titans community events and also serves as the spokesperson for United Way of Metropolitan Nashville. In 2016, Casey and his wife, Ryann, established The Casey Fund, a non-profit dedicated to raising money for established re-entry programs, inner-city youth programs, mentoring and halfway houses. Then, prior to Thanksgiving, the Caseys hosted a food giveaway for 200 underprivileged families in the Nashville area. Casey also hosts a free youth football skills camp for linemen in his hometown of Long Beach, Calif.
- More information about The Casey Fund is available online at thejurrellcasey.com/the-casey-fund.
- Casey has a strong partnership with Project Return Tennessee.
- Family members, friends and teammates call him "Tut-Tut," a nickname he earned from his aunt as a small child because she said he walked like a turtle.
- Casey has nine brothers and sisters.
- When he was in high school, his older brother, Jurray, was convicted of first-degree murder. Despite the turmoil it caused, Jurrell credits his brother

for helping him re-focus on becoming a better football player and student.

- Casey calls his mother, Collette Burns, a cafeteria worker in the Long Beach Unified School District, "the inspiration in my life" for how hard she worked to provide for Jurrell and his siblings.

CAREER TRANSACTIONS:

- The Long Beach, Calif., native was selected by the Titans in the third round (77th overall) of the 2011 NFL Draft.

SEASON RECAPS:

- 2017 (16/16, 2/2):** Selected to his third consecutive Pro Bowl. Started all 16 games at defensive tackle and ranked third on the team with six sacks and 35 quarterback pressures. Posted 72 tackles, seven stops for loss, a pass defended and a forced fumble. Started his first two career postseason games and finished second on the squad with 14 tackles, a team-best nine quarterback pressures and a pass defended. Ranks 10th in franchise history with 39 career sacks. Led the team in tackles twice in 2017 (vs. LAR, at KC). Led or tied for the team lead in sacks five times in 2017 (at HOU, at MIA, vs. BAL, at ARZ, vs. JAX). Led or tied for the team lead in quarterback pressures twice in 2017 (at KC, at NE). Played in his 100th career game against Indianapolis (10/16/17). Started his 100th career game against Baltimore (11/5/17).
- Against Oakland (9/10), started at defensive tackle and posted two tackles.
 - At Jacksonville (9/17), started at defensive tackle and collected two tackles and two quarterback pressures.
 - Against Seattle (9/24), started at defensive tackle and notched five tackles and three quarterback pressures. Pounded on Russell Wilson for no gain after an aborted snap in the fourth quarter.
 - At Houston (10/1), started at defensive tackle and tallied seven tackles, a sack and two quarterback pressures. Forced a Texans' field goal by sacking Deshaun Watson for a three-yard sack on third-and-15 in the second quarter.
 - At Miami (10/8), started at defensive tackle and totaled five tackles, a sack and two quarterback pressures. Stonewalled Jay Ajayi for a two-yard loss on a rush off right end in the third quarter. Ended a Dolphins' drive by dropping Jay Cutler for a 14-yard sack in the fourth quarter.
 - Against Indianapolis (10/16), started at defensive tackle in his 100th career game and recorded four tackles.
 - At Cleveland (10/22), started at defensive tackle and posted five tackles and three quarterback pressures.
 - Against Baltimore (11/5), made his 100th career start at defensive tackle and collected five tackles, including a sack, a stop for loss and two quarterback pressures. Stuffed Alex Collins for a one-yard loss on a rush off left end in the first quarter. Dropped Joe Flacco for a five-yard sack on the final play of the first quarter. Stonewalled Javorius Allen for no gain on a third-and-two rush up the middle in the second quarter. Tackled Collins for no gain on a rush off right tackle in the third stanza.
 - Against Cincinnati (11/12), started at defensive tackle and recorded a tackle and a quarterback pressure.
 - At Pittsburgh (11/16), started at defensive tackle and notched three tackles, including two stops for loss and two quarterback pressures. Teamed with Austin Johnson to stuff James Conner for a one-yard loss on a rush off right tackle late in the first quarter. Stonewalled Le'Veon Bell for a one-yard loss on a rush off right guard in the third quarter.
 - At Indianapolis (11/26), started at defensive tackle and registered four tackles and four quarterback pressures.
 - Against Houston (12/3), started at defensive tackle and produced six tackles and five quarterback pressures. Teamed with Derrick Morgan to

stop Alfred Blue for no gain on a rush off right guard in the second quarter. Combined with Wesley Woodyard to stuff Andre Ellington for a one-yard loss on a rush off left tackle in the second stanza.

- At Arizona (12/10), started at defensive tackle and tallied five tackles, including two sacks and two quarterback pressures. Dropped Blaine Gabbert for a seven-yard sack in the second quarter. Sacked Gabbert for an eight-yard loss late in the fourth quarter.
- At San Francisco (12/17), started at defensive tackle and posted six tackles, including a career-high tying three stops for loss and a pass defended. Forced the 49ers to settle for a field goal by batting down a pass intended for Kyle Juszczyk at the line of scrimmage in the first quarter. Combined with Kevin Dodd to stuff Carlos Hyde for a three-yard loss on a rush up the middle in the second quarter. Stonewalled Hyde for a one-yard loss on a rush off left guard late in the second stanza.
- Against Los Angeles Rams (12/24), started at defensive tackle and led the team with seven tackles, including a stop for loss and three quarterback pressures. Sliced through the line and forced a Jared Goff fumble that was recovered by Wesley Woodyard and returned four yards for a touchdown with 5:20 left to play in the second quarter.
- Against Jacksonville (12/31), started at defensive tackle and tallied five tackles, a sack and four quarterback pressures. Ended a Jaguars' drive by dropping Blake Bortles for a two-yard sack on third-and-10 in the third quarter. It marked his 39th career sack, putting him past Kyle Vanden Bosch (38.5) for 10th on the franchise's all-time career sack list.
- At Kansas City (1/6), started at defensive tackle and tied for the team lead with eight tackles, including a team-best four quarterback pressures and a pass defended in his first career postseason game. Ended a Chiefs' drive by stuffing Alex Smith for a one-yard loss on a third-and-one rush in the third quarter. Batted down a pass intended for Tyreek Hill during the Chiefs' final drive in the fourth quarter.
- At New England (1/13), started at defensive tackle and registered six tackles and a team-high five quarterback pressures.

2016 (15/15): Named to the Pro Bowl. Started 15 games at defensive tackle and ranked third on the team with five sacks and a career-best 29 quarterback pressures. Collected 51 tackles, five passes defended and three stops for loss. Was inactive for one contest. Led or tied for the team lead in sacks three times (at MIA, vs. CLE, vs. HOU). Led the team in quarterback pressures twice (vs. MIN, vs. JAX). Tied for the team lead in passes defended once (at JAX). Posted a career-high six quarterback pressures against Jacksonville (10/27/16).

- Against Minnesota (9/11), collected six tackles, including two stops for loss and tied a career-high with four quarterback pressures. Stonewalled Adrian Peterson for a two-yard loss on a rush off right guard in the second quarter.
- At Houston (10/2), recorded three tackles, two quarterback pressures and a pass defended. Knocked down a pass intended for DeAndre Hopkins in the fourth quarter.
- At Miami (10/9), registered three tackles, including two sacks. Dropped Ryan Tannehill for a nine-yard sack late in the first half. Halted a Dolphins' drive by sacking Tannehill for a five-yard loss on third-and-10 in the final stanza.
- Against Cleveland (10/16), notched three tackles, including a sack, three quarterback pressures and a pass defended. Halted a Browns' drive by sacking Cody Kessler for a 10-yard loss on third-and-five early in the second quarter. Batted down a pass intended for Ricardo Louis at the line of scrimmage in the third quarter.
- Against Jacksonville (10/27), started at defensive tackle and posted two tackles with a team-best and career-high six quarterback pressures.
- At San Diego (11/6), started at defensive tackle and tallied a season-high eight tackles and a quarterback pressure.
- Against Green Bay (11/13), notched two tackles. Stuffed Aaron Rodgers for no gain on a third-and-one quarterback sneak in the third quarter.
- Against Denver (12/11), was inactive for only the second time in his career.
- At Kansas City (12/18), returned to the lineup as a starter at defensive tackle and tallied two tackles, including a stop for loss. Stuffed Spencer Ware for a one-yard loss on a rush up the middle in the fourth quarter.
- Against Houston (1/1), registered four tackles, two sacks, three quarterback pressures and a pass defended. Batted down a pass intended for DeAndre Hopkins in the second quarter. Dropped Brock Osweiler for an eight-yard sack in the second quarter. Collected his second sack of the afternoon by bringing down Osweiler for a six-yard loss on the final drive of the game.

2015 (16/16): Named to the Pro Bowl after starting all 16 games at

defensive tackle and tying for the team lead with seven sacks. Ranked second on the team with 11 tackles for loss and a career-high 28 quarterback pressures. Registered a career-best five passes defended. Tied for the team lead in tackles once in 2015 (at NYJ). Led or tied for the team lead in sacks five times in 2015 (vs. IND, vs. BUF, at JAX, vs. JAX, at NE). Led or tied for the team lead in quarterback pressures seven times in 2015 (vs. IND, vs. MIA, vs. ATL, vs. HOU, vs. JAX, at NYJ, vs. HOU). Led or tied for the team lead in tackles for loss four times in 2015 (at TB, vs. IND, at NYJ, vs. HOU). Led or tied for the team lead in passes defended twice in 2015 (vs. ATL, at NO).

- At Tampa Bay (9/13), started at defensive tackle and collected six tackles, including a sack, three tackles for loss and two quarterback pressures. Burst through the line and stopped Doug Martin for a two-yard loss on a rush off right guard in the first quarter. Dropped Jameis Winston for an eight-yard sack in the third quarter.
- Against Indianapolis (9/27), started at defensive tackle and totaled three tackles, including a sack, a team-best four quarterback pressures and a tackle for loss. Dropped Frank Gore for a one-yard loss on a rush up the middle in the first quarter. Sacked Andrew Luck for a five-yard sack in the fourth quarter.
- Against Buffalo (10/11), started at defensive tackle and posted eight tackles, including 1.5 sacks, a tackle for loss and a quarterback pressure. Ended a Bills' drive by sacking Tyrod Taylor for a three-yard sack on third-and-five in the second quarter. Halted a Bills' drive by teaming with Derrick Morgan to drop Tyrod Taylor for a five-yard sack on third-and-10 in the second quarter. Stuffed Boom Herron for no gain on a rush up the middle in the second quarter.
- At Houston (11/1), started at defensive tackle and registered six tackles, including a half sack and three quarterback pressures. Combined with Zach Brown to sack Brian Hoyer for a six-yard loss in the fourth quarter.
- At Jacksonville (11/19), started at defensive tackle and collected five tackles, a sack, two quarterback pressures and a stop for loss. Dropped Blake Bortles for a four-yard sack early in the fourth quarter.
- Against Jacksonville (12/6), started at defensive tackle and posted four tackles, a sack and two quarterback pressures. Halted a Jaguars' drive by sacking Blake Bortles for a nine-yard loss on third-and-six in the second quarter.
- At N.Y. Jets (12/13), started at defensive tackle and tied for the team lead with eight tackles, two quarterback pressures and a stop for loss. Stuffed Stevan Ridley for a one-yard loss on a rush off left tackle in the second quarter.
- At New England (12/20), started at defensive tackle and tallied four tackles, including a sack and a stop for loss. Ended a Patriots' drive by dropping Tom Brady for a seven-yard sack on third-and-15 late in the first quarter. Stonewalled Joey Iosefa for a one-yard loss on a rush off right guard in the second quarter.

2014 (16/16): Started all 16 games at defensive tackle and tied for the team lead with a career-high 27 quarterback pressures and a career-best 13 tackles for loss. Led all Titans defensive linemen and ranked fourth on the team with 86 tackles. Finished second on the team with five sacks. Tied for the team lead in tackles once in 2014 (vs. PIT). Led or tied for the team lead in sacks three times in 2014 (vs. DAL, vs. JAX, at PHI). Led or tied for the team lead in quarterback pressures seven times in 2014 (at KC, at CIN, at IND, vs. HOU, vs. NYG, at JAX, vs. IND). Tied for the team lead in passes defended once in 2014 (vs. NYJ). Named AFC Defensive Player of the Week after totaling eight tackles, two sacks, two stops for loss and a quarterback pressure against Jacksonville (10/12/14). Was voted a team captain for the 2014 season by his teammates.

- At Kansas City (9/7), started at defensive tackle and collected four tackles, including a stop for loss and tied for the team lead with a career-high four quarterback pressures. Stonewalled Jamaal Charles for no gain on a rush off left end in the third quarter.
- Against Dallas (9/14), started at defensive tackle and notched three tackles, including two sacks. Halted a Cowboys' drive by sacking Tony Romo for a 12-yard loss on third-and-15 in the first quarter. Dropped Romo for an eight-yard sack later in the opening stanza.
- Against Jacksonville (10/12), started at defensive tackle and was named AFC Defensive Player of the Week after totaling eight tackles, two sacks, two stops for loss and a quarterback pressure. Ended a Jaguars' drive by sacking Blake Bortles for a four-yard loss on third-and-seven in the second quarter. Dropped Bortles for a nine-yard sack late in the second quarter. Stuffed Denard Robinson for a three-yard loss on a short pass early in the fourth quarter.
- Against Houston (10/26), started at defensive tackle and posted seven

tackles and a team-high four quarterback pressures.

- Against Pittsburgh (11/17), started at defensive tackle and tied for the team lead with nine tackles, including a stop for loss and a quarterback pressure. Stuffed Le'Veon Bell for no gain on a rush off right tackle in the first stanza. Tackled Bell for a one-yard loss on a carry off right guard in the first quarter. Stonewalled Bell for no gain on a rush off right guard in the opening quarter.
- At Philadelphia (11/23), started at defensive tackle and amassed six tackles, including a sack, two stops for loss and a quarterback pressure. Dropped Mark Sanchez for a seven-yard sack in the first quarter. Stonewalled LeSean McCoy for a two-yard loss on a rush off right end in the first quarter.
- At Houston (11/30), started at defensive tackle and notched seven tackles, including a team-best three stops for loss. Teamed with Coty Sensabaugh to stop Alfred Blue for no gain on a rush up the middle in the first quarter. Stuffed Arian Foster for a one-yard loss on a rush off left tackle in the third quarter. Halted a Texans' drive by stopping Foster for no gain on a third-and-five rush in the third quarter. Stonewalled Blue for a one-yard loss on a rush off left guard in the final stanza.
- Against N.Y. Giants (12/7), started at defensive tackle and totaled four tackles, including a team-high four quarterback pressures and a stop for loss. Teamed with Avery Williamson to stonewall Andre Williams for a three-yard loss on a rush off left tackle in the second quarter.
- Against N.Y. Jets (12/14), started at defensive tackle and collected five tackles, including a team-high two stops for loss, two quarterback pressures and a pass defended. Stuffed Chris Johnson for a three-yard loss on a rush off left end on the Titans' first defensive snap. Pressured Geno Smith in the end zone in the second quarter, forcing an intentional grounding which resulted in a safety and a 5-0 Titans lead. Batted down a pass intended for Eric Decker in the third quarter. Stuffed John Conner for no gain on a rush up the middle in the fourth quarter.

2013 (15/14): Played in 15 games with 14 starts at defensive tackle. Named second-team *Associated Press* All-Pro and selected to the *PFWA* All-AFC team. Led the team and finished tied for second among all NFL defensive tackles with a career-best 10.5 sacks. Became only the seventh NFL 4-3 defensive tackle or 3-4 nose tackle in the past 10 seasons (2004-present) to tally 10 sacks in a season. Led the squad with 10 quarterback pressures. Posted a career-high 90 tackles, three stops for loss, three passes defended, a forced fumble and a fumble recovery. Was inactive for the regular season finale, the first game he missed in his first three NFL seasons. Registered a career-high two sacks at Pittsburgh (9/8/13), at St. Louis (11/3/13) and at Indianapolis (12/1/13). Tied for the team lead in tackles twice in 2013 (at IND, vs. ARI). Led or tied for the team lead in sacks six times in 2013 (at PIT, vs. SF, at STL, vs. JAX, at IND, vs. ARI).

- At Pittsburgh (9/8), tallied four tackles, including a career-best two sacks. Dropped Ben Roethlisberger for a six-yard sack in the first quarter. Ended a Steelers' drive by sacking Roethlisberger for an eight-yard loss late in the fourth quarter.
- Against N.Y. Jets (9/29), posted five tackles, including a sack and a quarterback pressure. Dropped Geno Smith for a one-yard sack in the second quarter.
- Against San Francisco (10/20), notched four tackles and led the team with two quarterback pressures and a sack. Sacked Colin Kaepernick for a two-yard loss early in the fourth quarter.
- At St. Louis (11/3), set a career-high with 10 tackles and tied a career-high with two sacks and a forced fumble. Dropped Kellen Clemens for a two-yard sack in the first quarter. Strip-sacked Clemens on third-and-seven and the loose ball was recovered by Derrick Morgan at the Rams' 19-yard line in the fourth quarter.
- Against Jacksonville (11/10), notched eight tackles, a sack and a stop for loss. Stonewalled Maurice Jones-Drew for no gain on a rush up the middle in the first stanza. On back-to-back plays in the second quarter stuffed Jones-Drew for a five-yard loss on a rush off left tackle and sacked Chad Henne for an eight-yard loss on third-and-eight.
- At Oakland (11/24), sealed the victory by recovering a Rod Streater fumble that was forced by Bliidi Wreh-Wilson on the final lateral play.
- At Indianapolis (12/1), tied for the team lead with nine tackles, including two sacks, and added a tackle for loss and two quarterback pressures. Sacked Andrew Luck for a six-yard loss in the second quarter. Dropped Luck for a 10-yard sack on a rush up the middle in the third quarter. Sniffed out a reverse and nailed Darrius Heyward-Bey for an 11-yard loss late in the third quarter.
- Against Arizona (12/15), tied for the team lead with 10 tackles, including

1.5 sacks, and added a tackle for loss and a quarterback pressure. Dropped Carson Palmer for a seven-yard sack with a rush up the middle in the second quarter. Teamed with Bernard Pollard to sack Palmer for a nine-yard sack on the final play of the first half. Stuffed Rashard Mendenhall for a two-yard loss on a rush off right guard in overtime.

- Against Houston (12/29), was inactive for the first time in his career with an injury.

2012 (16/16): Started all 16 games at defensive tackle and led all Titans defensive linemen with a career-best 80 tackles. Also posted a career-high three sacks, six tackles for loss, three quarterback pressures and two forced fumbles. Led the team in tackles once (vs. HST). Tied for the team lead in sacks once (vs. CHI). Tied for the team lead in quarterback pressures once (vs. JAX).

- Against Detroit (9/23), posted a career-high nine tackles, including a stop for loss. Ended the game and secured the win by stuffing Shaun Hill for a one-yard loss on a fourth-and-one rush at the Titans' seven-yard line in overtime.
- At Houston (9/30), recorded six tackles, including a career-best two stops for loss. Teamed with Derrick Morgan to stop Arian Foster for a one-yard loss on a third-and-one rush off right guard in the first quarter. Combined with Akeem Ayers to stonewall Foster for no gain on a third-and-one rush off left tackle in the opening stanza. Tracked down Ben Tate for a six-yard loss on a screen pass in the second quarter. Stuffed Foster for a three-yard loss on a rush up the middle in the second quarter.
- At Minnesota (10/7), totaled four tackles, including a stop for loss. Combined with Colin McCarthy to stop Adrian Peterson for no gain on a rush off left tackle in the third quarter.
- Against Pittsburgh (10/11), posted three tackles, including a stop for loss before leaving the game in the second quarter with an injury. Stuffed Rashard Mendenhall for a four-yard loss on a rush up the middle in the first quarter.
- At Chicago (11/4), notched five tackles, including a sack and a forced fumble. Strip-sacked Jay Cutler and the fumble was recovered by Zach Brown in the second quarter.
- At Jacksonville (11/25), collected seven tackles, including a sack. Ended a Jaguars' drive by dropping Chad Henne for a 10-yard sack on a third-and-17 in the first quarter. Stuffed Rashad Jennings for no gain on a rush up the middle in the fourth quarter.
- Against Houston (12/2), led the team with eight tackles and forced a fumble.
- Against Jacksonville (12/30), recorded five tackles, including a sack, a stop for loss and two quarterback pressures. Teamed with Zach Brown to stuff Keith Toston for no gain on a rush off left guard in the first quarter. Stonewalled Toston for a two-yard loss on a third-and-one rush early in the third quarter. Sacked Chad Henne for a six-yard loss in the fourth quarter.

2011 (16/15): As a rookie, played in all 16 games with 15 starts at defensive tackle and led all defensive linemen on the team with 74 tackles. Tied for second on the squad with five tackles for loss. Added 2.5 sacks, nine quarterback pressures, one pass defended, one forced fumble and a fumble recovery. Led the team in sacks twice in 2011 (at PIT, at HST). Tied for the team lead in quarterback pressures twice in 2011 (at CLE, at HST).

- At Jacksonville (9/11), made his first career NFL start at defensive tackle and posted six tackles.
- At Cleveland (10/2), collected seven tackles and tied a team-high two quarterback pressures.
- At Pittsburgh (10/9), registered six tackles, including his first career sack. Sacked Ben Roethlisberger for a four-yard loss in the third stanza.
- At Carolina (11/13), tallied five tackles, a stop for loss and a quarterback pressure. Stuffed Jonathan Stewart for a five-yard loss on a rush off left end in the second quarter.
- Against Tampa Bay (11/27), posted four tackles, a forced fumble and fumble recovery. Stripped LeGarrette Blount of the ball and recovered it at the Buccaneers' 29-yard line in the third quarter.
- Against New Orleans (12/11), recorded five tackles, a pass defended and quarterback pressure. Ended a Saints' drive and got the Titans' offense the ball back for the final drive by breaking up a pass in the flat that was intended for Chris Ivory on third-and-seven late in the fourth quarter.
- At Indianapolis (12/18), tallied six tackles, including a stop for loss. Stuffed Donald Brown for a four-yard loss on a rush up the middle in the fourth quarter.
- Against Jacksonville (12/24), totaled three tackles, including a stop for loss. Stopped Maurice Jones-Drew for a one-yard loss on a rush off right

tackle in the third quarter.

- At Houston (1/1), collected five tackles, a team-best one-and-a-half sacks, a stop for loss and three quarterback pressures. Teamed with Derrick Morgan to drop T.J. Yates for a five-yard sack on the Texans' first play from scrimmage. Stuffed Ben Tate for a two-yard loss on a rush up the middle in the second quarter. Combined with William Hayes to stonewall Tate for a one-yard loss on a rush off right tackle in the fourth quarter.

COLLEGE:

- In three seasons at the University of Southern California, Casey started 26 of 38 games on the defensive line (24 at right defensive tackle and two at nose tackle). He recorded 138 tackles, nine sacks, 22 tackles for loss, three quarterback pressures, four fumble recoveries, three forced fumbles, an interception and three passes defensed.
- As a junior (2010), started all 13 games for the second consecutive season and had 67 tackles, a team-best 11 tackles for loss, a team-leading 4.5 sacks, one interception, one fumble recovery and two passes defensed. Named 2010 SI.com All-American honorable mention, All-Pac-10 first team, ESPN.com All-Pac-10 first team, Scout.com All-Pac-10 first team and Phil Steele All-Pac-10 first team. Also was named USC's team MVP and USC's Defensive Lineman of the Year.
- As a sophomore (2009), started all 13 games (two games at nose tackle and 11 games at defensive tackle) and registered 59 tackles, nine tackles for loss, 4.5 sacks, a team-best three fumble recoveries, two forced fumbles and a pass deflection. Honors included second-team CollegeFootballNews.com Sophomore All-American, All-Pac-10 honorable mention, Phil Steele's All-Pac-10 first team and USC Co-Defensive Lineman of the Year Award.
- As a freshman (2008), played in 12 games and registered 12 tackles, two tackles for loss and one forced fumble. Named USC's Service Team Defensive Player of the Year.
- Majored in sociology.

PERSONAL:

- Married to Ryann Gray, and the couple resides in Nashville.
- As a senior defensive tackle at Long Beach (Calif.) Polytechnic High School, tallied 134 tackles, seven sacks and two fumble recoveries, helping Jackrabbits win the CIF Pac-5 Division title. Also played offensive guard.

Honors included All-Moore League Defensive MVP, All-CIF Pac-5 Division Co-Defensive MVP, *Long Beach Press-Telegram* Dream Team MVP and second-team EA Sports All-American.

- As a junior, registered 104 tackles, 10 sacks and six fumble recoveries, earning first-team All-CIF Pac-5 Division honors.
- List of favorites: (movie) "The Wood"; (TV show) "The Simpsons"; (actor) Denzel Washington; (music artist) Lil Twist; (school subject) math; (car) Cadillac Escalade; (video game) NBA 2K; (food) pizza; (restaurant) Red Lobster; and (sports team as a child) Philadelphia Eagles.
- Follow Casey on Twitter at @jurrellc.
- Follow Casey on Instagram at @tattedmonster99.
- Born Jurrell Jule Casey on Dec. 5, 1989 in Long Beach, Calif.

JURRELL CASEY'S GAME-BY-GAME

2011 Tennessee Titans

| Date | Opp | W/L | P/S | Tot | Solo | Asst | Sk | - Yds | QBP | TFL | Int | - Yds | -TD | PD | FF | FR | - Yds | SpT |
|---------------|-------|-----|-----|------------|--------------|-----------|-----------|-----------|------------|-------------|----------|----------|----------|----------|----------|----------|----------|----------|
| Sept 11 | @ Jax | L | S | 6 | 3 | 3 | 0.0 | 0.0 | 0 | 0 | 0 | 0 | 0 | 0 | 0 | 0 | 0 | 0 |
| Sept 18 | Bal | W | S | 3 | 1 | 2 | 0.0 | 0.0 | 1 | 0 | 0 | 0 | 0 | 0 | 0 | 0 | 0 | 0 |
| Sept 25 | Den | W | S | 3 | 2 | 1 | 0.0 | 0.0 | 0 | 0 | 0 | 0 | 0 | 0 | 0 | 0 | 0 | 0 |
| Oct 2 | @ Cle | W | S | 7 | 6 | 1 | 0.0 | 0.0 | 2 | 0 | 0 | 0 | 0 | 0 | 0 | 0 | 0 | 0 |
| Oct 9 | @ Pit | L | S | 6 | 3 | 3 | 1.0 | 4.0 | 0 | 0 | 0 | 0 | 0 | 0 | 0 | 0 | 0 | 0 |
| Oct 23 | Hou | L | S | 5 | 3 | 2 | 0.0 | 0.0 | 0 | 1 | 0 | 0 | 0 | 0 | 0 | 0 | 0 | 0 |
| Oct 30 | Ind | W | S | 5 | 4 | 1 | 0.0 | 0.0 | 1 | 0 | 0 | 0 | 0 | 0 | 0 | 0 | 0 | 0 |
| Nov 6 | Cin | L | S | 3 | 1 | 2 | 0.0 | 0.0 | 0 | 0 | 0 | 0 | 0 | 0 | 0 | 0 | 0 | 0 |
| Nov 13 | @ Car | W | S | 5 | 2 | 3 | 0.0 | 0.0 | 1 | 1 | 0 | 0 | 0 | 0 | 0 | 0 | 0 | 0 |
| Nov 20 | @ Atl | L | P | 3 | 1 | 2 | 0.0 | 0.0 | 0 | 0 | 0 | 0 | 0 | 0 | 0 | 0 | 0 | 0 |
| Nov 27 | TB | W | S | 4 | 3 | 1 | 0.0 | 0.0 | 0 | 0 | 0 | 0 | 0 | 0 | 1 | 1 | 0 | 0 |
| Dec 4 | @ Buf | W | S | 5 | 4 | 1 | 0.0 | 0.0 | 0 | 0 | 0 | 0 | 0 | 0 | 0 | 0 | 0 | 0 |
| Dec 11 | NO | L | S | 5 | 0 | 5 | 0.0 | 0.0 | 1 | 0 | 0 | 0 | 0 | 1 | 0 | 0 | 0 | 0 |
| Dec 18 | @ Ind | L | S | 6 | 3 | 3 | 0.0 | 0.0 | 0 | 1 | 0 | 0 | 0 | 0 | 0 | 0 | 0 | 0 |
| Dec 24 | Jax | W | S | 3 | 1 | 2 | 0.0 | 0.0 | 0 | 1 | 0 | 0 | 0 | 0 | 0 | 0 | 0 | 0 |
| Jan 1 | @ Hou | W | S | 5 | 4 | 1 | 1.5 | 11.5 | 3 | 1 | 0 | 0 | 0 | 0 | 0 | 0 | 0 | 0 |
| Totals | | | | 9-7 | 16/15 | 74 | 41 | 33 | 2.5 | 15.5 | 9 | 5 | 0 | 0 | 1 | 1 | 1 | 0 |

2012 Tennessee Titans

| Date | Opp | W/L | P/S | Tot | Solo | Asst | Sk | - Yds | QBP | TFL | Int | - Yds | -TD | PD | FF | FR | - Yds | SpT |
|---------------|-------|-----|-----|-------------|--------------|-----------|-----------|-----------|------------|-------------|----------|----------|----------|----------|----------|----------|----------|----------|
| Sept 9 | NE | L | S | 2 | 2 | 0 | 0.0 | 0.0 | 0 | 0 | 0 | 0 | 0 | 0 | 0 | 0 | 0 | 0 |
| Sept 16 | @ SD | L | S | 2 | 2 | 0 | 0.0 | 0.0 | 0 | 0 | 0 | 0 | 0 | 0 | 0 | 0 | 0 | 0 |
| Sept 23 | Det | W | S | 9 | 5 | 4 | 0.0 | 0.0 | 0 | 1 | 0 | 0 | 0 | 0 | 0 | 0 | 0 | 0 |
| Sept 30 | @ Hou | L | S | 6 | 2 | 4 | 0.0 | 0.0 | 0 | 2 | 0 | 0 | 0 | 0 | 0 | 0 | 0 | 0 |
| Oct 7 | @ Min | L | S | 4 | 2 | 2 | 0.0 | 0.0 | 0 | 1 | 0 | 0 | 0 | 0 | 0 | 0 | 0 | 0 |
| Oct 11 | Pit | W | S | 3 | 2 | 1 | 0.0 | 0.0 | 0 | 1 | 0 | 0 | 0 | 0 | 0 | 0 | 0 | 0 |
| Oct 21 | @ Buf | W | S | 3 | 0 | 3 | 0.0 | 0.0 | 0 | 0 | 0 | 0 | 0 | 0 | 0 | 0 | 0 | 0 |
| Oct 28 | Ind | L | S | 5 | 2 | 3 | 0.0 | 0.0 | 0 | 0 | 0 | 0 | 0 | 0 | 0 | 0 | 0 | 0 |
| Nov 4 | Chi | L | S | 5 | 2 | 3 | 1.0 | 15.0 | 0 | 0 | 0 | 0 | 0 | 0 | 1 | 0 | 0 | 0 |
| Nov 11 | @ Mia | W | S | 4 | 1 | 3 | 0.0 | 0.0 | 1 | 0 | 0 | 0 | 0 | 0 | 0 | 0 | 0 | 0 |
| Nov 25 | @ Jax | L | S | 7 | 6 | 1 | 1.0 | 10.0 | 0 | 0 | 0 | 0 | 0 | 0 | 0 | 0 | 0 | 0 |
| Dec 2 | Hou | L | S | 8 | 3 | 5 | 0.0 | 0.0 | 0 | 0 | 0 | 0 | 0 | 0 | 1 | 0 | 0 | 0 |
| Dec 9 | @ Ind | L | S | 4 | 1 | 3 | 0.0 | 0.0 | 0 | 0 | 0 | 0 | 0 | 0 | 0 | 0 | 0 | 0 |
| Dec 17 | NYJ | W | S | 7 | 2 | 5 | 0.0 | 0.0 | 0 | 0 | 0 | 0 | 0 | 0 | 0 | 0 | 0 | 0 |
| Dec 23 | @ GB | L | S | 6 | 3 | 3 | 0.0 | 0.0 | 0 | 0 | 0 | 0 | 0 | 0 | 0 | 0 | 0 | 0 |
| Dec 30 | Jax | W | S | 5 | 3 | 2 | 1.0 | 6.0 | 2 | 1 | 0 | 0 | 0 | 0 | 0 | 0 | 0 | 0 |
| Totals | | | | 6-10 | 16/16 | 80 | 38 | 42 | 3.0 | 31.0 | 3 | 6 | 0 | 0 | 0 | 2 | 0 | 0 |

2013 Tennessee Titans

| Date | Opp | W/L | P/S | Tot | Solo | Asst | Sk | - Yds | QBP | TFL | Int | - Yds | -TD | PD | FF | FR | - Yds | SpT |
|---------------|-------|-----|-----|------------|--------------|-----------|-----------|-----------|-------------|-------------|-----------|----------|----------|----------|----------|----------|----------|----------|
| Sept 8 | @ Pit | W | S | 4 | 2 | 2 | 2.0 | 14.0 | 1 | 0 | 0 | 0 | 0 | 0 | 0 | 0 | 0 | 0 |
| Sept 15 | @ Hou | L | S | 6 | 4 | 2 | 0.0 | 0.0 | 0 | 0 | 0 | 0 | 0 | 1 | 0 | 0 | 0 | 0 |
| Sept 22 | SD | W | S | 4 | 3 | 1 | 0.0 | 0.0 | 1 | 0 | 0 | 0 | 0 | 1 | 0 | 0 | 0 | 0 |
| Sept 29 | NYJ | W | S | 5 | 4 | 1 | 1.0 | 1.0 | 1 | 0 | 0 | 0 | 0 | 0 | 0 | 0 | 0 | 0 |
| Oct 6 | KC | L | S | 4 | 3 | 1 | 0.0 | 0.0 | 0 | 0 | 0 | 0 | 0 | 0 | 0 | 0 | 0 | 0 |
| Oct 13 | @ Sea | L | P | 7 | 3 | 4 | 0.0 | 0.0 | 0 | 0 | 0 | 0 | 0 | 0 | 0 | 0 | 0 | 0 |
| Oct 20 | SF | L | S | 4 | 3 | 1 | 1.0 | 2.0 | 2 | 0 | 0 | 0 | 0 | 0 | 0 | 0 | 0 | 0 |
| Nov 3 | @ StL | W | S | 10 | 5 | 5 | 2.0 | 7.0 | 1 | 0 | 0 | 0 | 0 | 0 | 1 | 0 | 0 | 0 |
| Nov 10 | Jax | L | S | 8 | 6 | 2 | 1.0 | 8.0 | 0 | 1 | 0 | 0 | 0 | 0 | 0 | 0 | 0 | 0 |
| Nov 14 | Ind | L | S | 4 | 2 | 2 | 0.0 | 0.0 | 1 | 0 | 0 | 0 | 0 | 1 | 0 | 0 | 0 | 0 |
| Nov 24 | @ Oak | W | S | 7 | 0 | 7 | 0.0 | 0.0 | 0 | 0 | 0 | 0 | 0 | 0 | 0 | 1 | 0 | 0 |
| Dec 1 | @ Ind | L | S | 9 | 6 | 3 | 2.0 | 17.0 | 2 | 1 | 0 | 0 | 0 | 0 | 0 | 0 | 0 | 0 |
| Dec 8 | @ Den | L | S | 2 | 1 | 1 | 0.0 | 0.0 | 0 | 0 | 0 | 0 | 0 | 0 | 0 | 0 | 0 | 0 |
| Dec 15 | Ari | L | S | 10 | 6 | 4 | 1.5 | 11.5 | 1 | 1 | 0 | 0 | 0 | 0 | 0 | 0 | 0 | 0 |
| Dec 22 | @ Jax | W | S | 6 | 1 | 5 | 0.0 | 0.0 | 0 | 0 | 0 | 0 | 0 | 0 | 0 | 0 | 0 | 0 |
| Dec 29 | Hou | W | IA | | | | | | | | | | | | | | | |
| Totals | | | | 7-9 | 15/14 | 90 | 49 | 41 | 10.5 | 60.5 | 10 | 3 | 0 | 0 | 3 | 1 | 1 | 0 |

2014 Tennessee Titans

| Date | Opp | W/L | P/S | Tot | Solo | Asst | Sk | - Yds | QBP | TFL | Int | - Yds | -TD | PD | FF | FR | - Yds | SpT |
|---------|-------|-----|-----|-----|------|------|-----|-------|-----|-----|-----|-------|-----|----|----|----|-------|-----|
| Sept 7 | @ KC | W | S | 4 | 2 | 2 | 0.0 | 0.0 | 4 | 1 | 0 | 0 | 0 | 0 | 0 | 0 | 0 | 0 |
| Sept 14 | Dal | L | S | 3 | 2 | 1 | 2.0 | 20.0 | 0 | 0 | 0 | 0 | 0 | 0 | 0 | 0 | 0 | 0 |
| Sept 21 | @ Cin | L | S | 7 | 4 | 3 | 0.0 | 0.0 | 1 | 0 | 0 | 0 | 0 | 0 | 0 | 0 | 0 | 0 |
| Sept 28 | @ Ind | L | S | 4 | 3 | 1 | 0.0 | 0.0 | 3 | 0 | 0 | 0 | 0 | 0 | 0 | 0 | 0 | 0 |
| Oct 5 | Cle | L | S | 2 | 1 | 1 | 0.0 | 0.0 | 1 | 0 | 0 | 0 | 0 | 0 | 0 | 0 | 0 | 0 |
| Oct 12 | Jax | W | S | 8 | 6 | 2 | 2.0 | 13.0 | 1 | 2 | 0 | 0 | 0 | 0 | 0 | 0 | 0 | 0 |
| Oct 19 | @ Was | L | S | 7 | 4 | 3 | 0.0 | 0.0 | 1 | 0 | 0 | 0 | 0 | 0 | 0 | 0 | 0 | 0 |
| Oct 26 | Hou | L | S | 7 | 6 | 1 | 0.0 | 0.0 | 4 | 0 | 0 | 0 | 0 | 0 | 0 | 0 | 0 | 0 |
| Nov 9 | @ Bal | L | S | 6 | 5 | 1 | 0.0 | 0.0 | 1 | 0 | 0 | 0 | 0 | 0 | 0 | 0 | 0 | 0 |
| Nov 17 | Pit | L | S | 9 | 6 | 3 | 0.0 | 0.0 | 1 | 1 | 0 | 0 | 0 | 0 | 0 | 0 | 0 | 0 |
| Nov 23 | @ Phi | L | S | 6 | 4 | 2 | 1.0 | 7.0 | 1 | 2 | 0 | 0 | 0 | 0 | 0 | 0 | 0 | 0 |
| Nov 30 | @ Hou | L | S | 7 | 5 | 2 | 0.0 | 0.0 | 0 | 3 | 0 | 0 | 0 | 0 | 0 | 0 | 0 | 0 |

| | | | | | | | | | | | | | | | | | | |
|---------------|-------|---|---|-------------|--------------|-----------|-----------|-----------|------------|-------------|-----------|-----------|----------|----------|----------|----------|----------|----------|
| Dec 7 | NYG | L | S | 4 | 3 | 1 | 0.0 | 0.0 | 4 | 1 | 0 | 0 | 0 | 0 | 0 | 0 | 0 | 0 |
| Dec 14 | NYJ | L | S | 5 | 3 | 2 | 0.0 | 0.0 | 2 | 2 | 0 | 0 | 0 | 0 | 1 | 0 | 0 | 0 |
| Dec 18 | @ Jax | L | S | 4 | 1 | 3 | 0.0 | 0.0 | 1 | 0 | 0 | 0 | 0 | 0 | 0 | 0 | 0 | 0 |
| Dec 28 | Ind | L | S | 3 | 3 | 0 | 0.0 | 0.0 | 2 | 1 | 0 | 0 | 0 | 0 | 0 | 0 | 0 | 0 |
| Totals | | | | 2-14 | 16/16 | 86 | 58 | 28 | 5.0 | 40.0 | 27 | 13 | 0 | 0 | 0 | 1 | 0 | 0 |

2015 Tennessee Titans

| Date | Opp | W/L | P/S | Tot | Solo | Asst | Sk | - Yds | QBP | TFL | Int | - Yds | -TD | PD | FF | FR | - Yds | SpT |
|---------------|-------|-----|-----|-------------|--------------|-----------|-----------|-----------|------------|-------------|-----------|-----------|----------|----------|----------|----------|----------|----------|
| Sept 13 | @ TB | W | S | 6 | 3 | 3 | 1.0 | 8.0 | 2 | 3 | 0 | 0 | 0 | 0 | 0 | 0 | 0 | 0 |
| Sept 20 | @ Cle | L | S | 5 | 2 | 3 | 0.0 | 0.0 | 1 | 1 | 0 | 0 | 0 | 0 | 0 | 0 | 0 | 0 |
| Sept 27 | Ind | L | S | 3 | 2 | 1 | 1.0 | 5.0 | 4 | 1 | 0 | 0 | 0 | 0 | 0 | 0 | 0 | 0 |
| Oct 11 | Buf | L | S | 8 | 4 | 4 | 1.5 | 5.5 | 1 | 1 | 0 | 0 | 0 | 0 | 0 | 0 | 0 | 0 |
| Oct 18 | Mia | L | S | 6 | 4 | 2 | 0.0 | 0.0 | 1 | 0 | 0 | 0 | 0 | 0 | 1 | 0 | 0 | 0 |
| Oct 25 | Atl | L | S | 4 | 2 | 2 | 0.0 | 0.0 | 3 | 0 | 0 | 0 | 0 | 3 | 0 | 0 | 0 | 0 |
| Nov 1 | @ Hou | L | S | 6 | 4 | 2 | 0.5 | 3.0 | 3 | 0 | 0 | 0 | 0 | 0 | 0 | 0 | 0 | 0 |
| Nov 8 | @ NO | W | S | 1 | 1 | 0 | 0.0 | 0.0 | 1 | 0 | 0 | 0 | 0 | 1 | 0 | 0 | 0 | 0 |
| Nov 15 | Car | L | S | 6 | 2 | 4 | 0.0 | 0.0 | 1 | 1 | 0 | 0 | 0 | 0 | 0 | 0 | 0 | 0 |
| Nov 19 | @ Jax | L | S | 5 | 1 | 4 | 1.0 | 4.0 | 2 | 1 | 0 | 0 | 0 | 0 | 0 | 0 | 0 | 0 |
| Nov 29 | Oak | L | S | 6 | 3 | 3 | 0.0 | 0.0 | 1 | 0 | 0 | 0 | 0 | 0 | 0 | 0 | 0 | 0 |
| Dec 6 | Jax | W | S | 4 | 3 | 1 | 1.0 | 9.0 | 2 | 0 | 0 | 0 | 0 | 0 | 0 | 0 | 0 | 0 |
| Dec 13 | @ NYJ | L | S | 8 | 5 | 3 | 0.0 | 0.0 | 2 | 1 | 0 | 0 | 0 | 0 | 0 | 0 | 0 | 0 |
| Dec 20 | @ NE | L | S | 4 | 3 | 1 | 1.0 | 7.0 | 0 | 1 | 0 | 0 | 0 | 0 | 0 | 0 | 0 | 0 |
| Dec 27 | Hou | L | S | 8 | 6 | 2 | 0.0 | 0.0 | 3 | 1 | 0 | 0 | 0 | 0 | 0 | 0 | 0 | 0 |
| Jan 3 | @ Ind | L | S | 6 | 3 | 3 | 0.0 | 0.0 | 1 | 0 | 0 | 0 | 0 | 0 | 0 | 0 | 0 | 0 |
| Totals | | | | 3-13 | 16/16 | 86 | 48 | 38 | 7.0 | 41.5 | 28 | 11 | 0 | 0 | 0 | 5 | 0 | 0 |

2016 Tennessee Titans

| Date | Opp | W/L | P/S | Tot | Solo | Asst | Sk | - Yds | QBP | TFL | Int | - Yds | -TD | PD | FF | FR | - Yds | SpT |
|---------|-------|-----|-------|-----|------|------|-----|-------|-----|-----|-----|-------|-----|----|----|----|-------|-----|
| Sept 11 | Min | L | S | 6 | 3 | 3 | 0.0 | 0.0 | 4 | 2 | 0 | 0 | 0 | 0 | 0 | 0 | 0 | 0 |
| Sept 18 | @ Det | W | S | 2 | 1 | 1 | 0.0 | 0.0 | 2 | 0 | 0 | 0 | 0 | 0 | 0 | 0 | 0 | 0 |
| Sept 25 | Oak | L | S | 3 | 3 | 0 | 0.0 | 0.0 | 1 | 0 | 0 | 0 | 0 | 0 | 0 | 0 | 0 | 0 |
| Oct 2 | @ Hou | L | S | 3 | 2 | 1 | 0.0 | 0.0 | 2 | 0 | 0 | 0 | 0 | 1 | 0 | 0 | 0 | 0 |
| Oct 9 | @ Mia | W | S | 3 | 2 | 1 | 2.0 | 14.0 | 0 | 0 | 0 | 0 | 0 | 0 | 0 | 0 | 0 | 0 |
| Oct 16 | Cle | W | S | 3 | 2 | 1 | 1.0 | 10.0 | 3 | 0 | 0 | 0 | 0 | 1 | 0 | 0 | 0 | 0 |
| Oct 23 | Ind | L | S | 2 | 1 | 1 | 0.0 | 0.0 | 1 | 0 | 0 | 0 | 0 | 0 | 0 | 0 | 0 | 0 |
| Oct 27 | Jax | W | S | 2 | 1 | 1 | 0.0 | 0.0 | 6 | 0 | 0 | 0 | 0 | 0 | 0 | 0 | 0 | 0 |
| Nov 6 | @ SD | L | S | 8 | 7 | 1 | 0.0 | 0.0 | 1 | 0 | 0 | 0 | 0 | 0 | 0 | 0 | 0 | 0 |
| Nov 13 | GB | W | S | 2 | 1 | 1 | 0.0 | 0.0 | 0 | 0 | 0 | 0 | 0 | 0 | 0 | 0 | 0 | 0 |
| Nov 20 | @ Ind | L | S | 4 | 4 | 0 | 0.0 | 0.0 | 3 | 0 | 0 | 0 | 0 | 1 | 0 | 0 | 0 | 0 |
| Nov 27 | @ Chi | W | S | 5 | 4 | 1 | 0.0 | 0.0 | 1 | 0 | 0 | 0 | 0 | 0 | 0 | 0 | 0 | 0 |
| Dec 11 | Den | W | IA | | | | | | | | | | | | | | | |
| Dec 18 | @ KC | W | S | 2 | 2 | 0 | 0.0 | 0.0 | 0 | 1 | 0 | 0 | 0 | 0 | 0 | 0 | 0 | 0 |
| Dec 24 | @ Jax | L | S | 2 | 2 | 0 | 0.0 | 0.0 | 2 | 0 | 0 | 0 | 0 | 1 | 0 | 0 | 0 | 0 |
| Jan 1 | Hou | W | S | 4 | 3 | 1 | 2.0 | 14.0 | 3 | 0 | 0 | 0 | 0 | 1 | 0 | 0 | 0 | 0 |
| Totals | | 9-7 | 15/15 | 51 | 38 | 13 | 5.0 | 38.0 | 29 | 3 | 0 | 0 | 0 | 5 | 0 | 0 | 0 | 0 |

JURRELL CASEY'S NFL STATISTICS

REGULAR SEASON

| | | TACKLES | | | | | | | | | INTERCEPTIONS | | | | | FUMBLES | | | |
|-------------------|-----------|------------|------------|------------|------------|------------|-------------|--------------|------------|-----------|---------------|----------|----------|----------|-----------|----------|----------|----------|----------|
| Year | Team | GP | GS | Tot | Solo | Asst | Sk | Yds | QBP | TFL | No | Yds | Lg | TD | PD | FF | FR | Yds | SpT |
| 2011 | Tennessee | 16 | 15 | 74 | 41 | 33 | 2.5 | 15.5 | 9 | 5 | 0 | 0 | 0 | 0 | 1 | 1 | 1 | 0 | 0 |
| 2012 | Tennessee | 16 | 16 | 80 | 38 | 42 | 3.0 | 31.0 | 3 | 6 | 0 | 0 | 0 | 0 | 0 | 2 | 0 | 0 | 0 |
| 2013 | Tennessee | 15 | 14 | 90 | 49 | 41 | 10.5 | 60.5 | 10 | 3 | 0 | 0 | 0 | 0 | 3 | 1 | 1 | 0 | 0 |
| 2014 | Tennessee | 16 | 16 | 86 | 58 | 28 | 5.0 | 40.0 | 27 | 13 | 0 | 0 | 0 | 0 | 1 | 0 | 0 | 0 | 0 |
| 2015 | Tennessee | 16 | 16 | 86 | 48 | 38 | 7.0 | 41.5 | 28 | 11 | 0 | 0 | 0 | 0 | 5 | 0 | 0 | 0 | 0 |
| 2016 | Tennessee | 15 | 15 | 51 | 38 | 13 | 5.0 | 38.0 | 29 | 3 | 0 | 0 | 0 | 0 | 5 | 0 | 0 | 0 | 0 |
| 2017 | Tennessee | 16 | 16 | 72 | 60 | 12 | 6.0 | 39.0 | 35 | 7 | 0 | 0 | 0 | 0 | 1 | 1 | 0 | 0 | 0 |
| NFL Totals | | 110 | 108 | 539 | 332 | 207 | 39.0 | 265.5 | 141 | 48 | 0 | 0 | 0 | 0 | 16 | 5 | 2 | 0 | 0 |

PLAYOFFS

| | | TACKLES | | | | | | | | | INTERCEPTIONS | | | | | FUMBLES | | | |
|-------------------|-----------|----------|----------|-----------|----------|----------|------------|------------|----------|----------|---------------|----------|----------|----------|----------|----------|----------|----------|----------|
| Year | Team | GP | GS | Tot | Solo | Asst | Sk | Yds | QBP | TFL | No | Yds | Lg | TD | PD | FF | FR | Yds | SpT |
| 2017 | Tennessee | 2 | 2 | 14 | 9 | 5 | 0.0 | 0.0 | 9 | 0 | 0 | 0 | 0 | 0 | 1 | 0 | 0 | 0 | 0 |
| NFL Totals | | 2 | 2 | 14 | 9 | 5 | 0.0 | 0.0 | 9 | 0 | 0 | 0 | 0 | 0 | 1 | 0 | 0 | 0 | 0 |

Single-Game Highs

Tackles - 10 (Twice, last vs. Arizona 12/15/13)

Sacks - 2 (Eight times, last at Arizona 12/10/17)

Tackles for Loss - 3 (Three times, last at San Francisco 12/17/17)

Forced Fumble - 1 (Five times, last vs. L.A. Rams 12/23/17)

Fumble Recovery - 1 (Twice, last at Oakland 11/24/13)

Quarterback Pressures - 6 vs. Jacksonville (10/27/16)

Passes Defensed - 3 vs. Atlanta (10/25/15)

Playoff Single-Game Highs

Tackles - 8 at Kansas City (1/6/18)

Quarterback Pressures - 5 at New England (1/13/18)

Passes Defensed - 1 at Kansas City (1/6/18)



16 MATT CASSEL

QUARTERBACK • 6'4" • 228 LBS • COLLEGE: SOUTHERN CALIFORNIA
ACQUIRED: FREE AGENT - 2016 • NFL EXPERIENCE (NFL/TITANS): 13/2
HOMETOWN: NORTHRIDGE, CALIF.
GAMES PLAYED/GAMES STARTED: 105/81 (PLAYOFFS: 5/1)



Pro Bowl: 2010

PRO: The Titans signed Matt Cassel early in the 2016 offseason to provide a veteran presence among the team's quarterbacks. Cassel spent 11 previous seasons with the New England Patriots, Kansas City Chiefs, Minnesota Vikings, Buffalo Bills and Dallas Cowboys. His career totals prior to arriving in Tennessee included 17,003 passing yards, 101 touchdown passes, 77 interceptions and a passer rating of 79.3. In 2016, Cassel played in four games with one start and completed 30 of 51 passes for 284 yards with two touchdowns and two interceptions.

CAREER HIGHLIGHTS:

- In 2015, Cassel played for the Buffalo Bills and the Dallas Cowboys. With the Cowboys, he started seven games and completed 119 of 204 passes for 1,276 yards, five touchdowns and seven interceptions.
- In 2010, he was named to the Pro Bowl after setting career highs with 27 touchdown passes and a 93.0 passer rating as the starting quarterback for the Chiefs. He helped guide the Chiefs to the AFC West title.
- In 2008, went 10-5 as a starter with the Patriots after Tom Brady suffered a season-ending knee injury in the opener. He passed for 3,693 yards and 21 touchdowns.

TITANS TIDBITS:

- Cassel's mother, Barbara, is an Emmy-winning set decorator in Hollywood. His late father, Greg, was a script writer.
- His wife, Lauren, was a captain of the Southern Cal volleyball team that won the 2002 national title.
- Cassel played in the 1994 Little League World Series on the Northridge, Calif., team. He went on to play a season of baseball at Southern Cal and was selected in the 36th round of the 2004 Major League Baseball Draft by the Oakland Athletics.
- Cassel's older brother, Jack, pitched for the Houston Astros, Cleveland Indians and San Diego Padres. His younger brother, Justin, was a pitcher in the Chicago White Sox organization.

CAREER TRANSACTIONS:

- The Northridge, Calif., native was originally selected by the New England Patriots in the seventh round (230th overall) of the 2005 NFL Draft.
- Traded from New England to the Kansas City Chiefs along with Mike Vrabel in exchange for a 2009 second-round draft choice on Feb. 28, 2009.
- Released by Kansas City on March 14, 2013.
- Signed by the Minnesota Vikings on March 15, 2013.
- Traded from Minnesota to the Buffalo Bills along with a 2015 sixth-round draft choice in exchange for a 2015 fifth-round pick and a 2016 seventh-round pick on March 10, 2015.
- Released by the Bills on Sept. 5, 2015 and re-signed by the Bills on Sept. 8, 2015.
- Traded from Buffalo to the Dallas Cowboys along with a 2017 seventh-round draft choice for a 2017 fifth-round pick on Sept. 22, 2015.
- Signed by the Titans as an unrestricted free agent on March 10, 2016.

SEASON RECAPS:

2017 (2/1, 0/0 - Tennessee): Played in two games with one start at quarterback in his 13th season and completed 25 of 42 passes for 162 yards with a touchdown and two interceptions. Did not play in 14 games and both postseason contests.

- Against Oakland (9/10), did not play as the backup quarterback.
- At Jacksonville (9/17), did not play as the backup quarterback.
- Against Seattle (9/24), did not play as the backup quarterback.
- At Houston (10/1), entered the game as a reserve to start the second half after Marcus Mariota left the contest with an injury. Completed four of 10

passes for 21 yards with two interceptions.

- At Miami (10/8), made his first start of the season and completed 21 of 32 passes for 141 yards with a touchdown. Kept the Titans' touchdown drive alive with a 17-yard connection to Rishard Matthews on third-and-10 in the third quarter. Evened the score at 10-10 with an 11-yard touchdown toss to Phillip Supernaw with 7:17 remaining in the third quarter.
- Against Indianapolis (10/16), did not play.
- At Cleveland (10/22), did not play.
- Against Baltimore (11/5), did not play as the backup quarterback.
- Against Cincinnati (11/12), did not play as the backup quarterback.
- At Pittsburgh (11/16), did not play as the backup quarterback.
- At Indianapolis (11/26), did not play as the backup quarterback.
- Against Houston (12/3), did not see action as the backup quarterback.
- At Arizona (12/10), did not play as the backup quarterback.
- At San Francisco (12/17), did not play as the backup quarterback.
- Against Los Angeles Rams (12/24), did not play as the backup quarterback.
- Against Jacksonville (12/31), did not play as the backup quarterback.
- At Kansas City (1/6), did not play as the backup quarterback.
- At New England (1/13), did not play as the backup quarterback.

2016 (4/1 - Tennessee): Played in four games with one start and completed 30 of 51 passes for 284 yards with two touchdowns and two interceptions. Did not play as the backup quarterback in 12 contests.

- At Detroit (9/18), appeared in his 100th career regular season game by taking the final snap for a kneel down in the fourth quarter.
- Against Jacksonville (10/27), saw action at quarterback in the fourth quarter and completed his only pass for 10 yards. Rushed once for two yards.
- At Jacksonville (12/24), entered the game in the third quarter after Marcus Mariota exited the contest with an injury. Completed 13 of 24 passes for 124 yards with a touchdown and an interception. Posted his first touchdown pass of the season on a 14-yard toss to Delanie Walker on third-and-eight with 8:42 left to play in the final quarter.
- Against Houston (1/1), started at quarterback and completed 16 of 26 passes for 150 yards with a touchdown and an interception. Extended the Titans' second quarter touchdown drive with a 25-yard connection to Rishard Matthews on third-and-16. Increased the Titans' lead to 14-0 with a two-yard touchdown toss to Matthews with 23 seconds remaining in the first half. Kept the Titans' final touchdown drive alive with a 15-yard pass to Delanie Walker on third-and-seven in the third quarter. Registered three third-down conversions during the Titans' final scoring drive: an eight-yard pass to Matthews on third-and-four, a 50-yard bomb to Matthews on third-and-17 and a six-yard toss to Walker on third-and-five in the fourth quarter.

2015 (1/1 - Buffalo; 8/7 - Dallas): Started one game with Buffalo before he was traded to Dallas, where he started seven contests in place of an injured Tony Romo. His 2015 totals included 204 attempts, 119 completions, 1,276 passing yards, five touchdown passes, seven interceptions and a 70.6 passer rating.

- At N.Y. Giants (10/25), recorded his first start for the Cowboys and completed 17 of 27 passes for 227 yards with one touchdown and three interceptions.
- Against Seattle (11/1), was 13-of-25 passing for 97 yards with no touchdowns and no interceptions.
- Against Philadelphia (11/8), reached 299 yards on 25 of 38 passes with three touchdowns and one interception for a 105.0 rating. His three scoring tosses allowed him to reach 100 career touchdowns while also serving as his 12th career game with three-or-more scores.

- At Tampa Bay (11/15), he was 19-of-29 for 186 yards with no touchdowns and an interception.
- Against Carolina (11/26), entered the game for an injured Romo (clavicle) in the fourth quarter and completed 13 of 19 attempts for 93 yards and a touchdown. His attempts in the game allowed him to reach 2,500 for his career.
- At Washington (12/7), won his first game as the starting quarterback for the Cowboys while completing 16 of 29 passes for 222 yards with no touchdowns and no interceptions. His 16 completions gave him 1,500 for his career.

2014 (3/3 - Minnesota): Appeared in three games, all of which he started for the Vikings. For the season he completed 41 of his 71 passes for 425 yards, three touchdowns, four interceptions and a 65.8 passer rating.

- At St. Louis (9/7), led the Vikings to a season-opening win, completing 17 of 25 passes for 170 yards and two touchdowns.

2013 (9/6 - Minnesota): Appeared in nine games, including all five Vikings wins, starting six. Connected on the team's four longest pass plays of the season (79t, 70t, 57t and 51). Threw seven of the eight touchdowns that Greg Jennings and Cordarrelle Patterson caught during the 2013 season.

- Against Pittsburgh (9/29), started the NFL International Series game in London, the Vikings' first win of the season and the Vikings' first regular season game outside of the United States. Posted 248 yards, two touchdowns and zero interceptions on 16-of-25 passing for a team season-high 123.4 passer rating.
- Against Philadelphia (12/15), started and threw for 382 yards, the most by a Viking in 2013, two touchdowns and one interception in the 48-30 upset victory over the playoff bound Eagles. Named the FedEx Air Player of the Week for his performance against Philadelphia.

2012 (9/8 - Kansas City): Started eight of the nine games he played, completing 161 of 277 passes for 1,796 yards, six touchdowns and 12 interceptions.

- Against Atlanta (9/9), had a five-yard touchdown run in the season opener.
- At Buffalo (9/16), threw for a season-high 301 yards and two touchdowns.
- Against San Diego (9/30), had two touchdown passes.
- Against Tampa Bay (10/14), inactive after suffering head injury the previous week vs. Baltimore (10/7).
- Against Oakland (10/28), notched a season-high 85.1 passer rating coming off the bench.

2011 (9/9 - Kansas City): Started the opening nine games of season, finishing with a 4-5 record. Finished the season on injured reserve (hand). Completed 160 of 269 passes for 1,713 yards, 10 touchdowns and nine interceptions.

- At Indianapolis (10/9), posted career-best 138.9 passer rating and tied career high with four touchdown passes.
- Against San Diego (10/31), led Chiefs to their fourth consecutive win while passing for season-high 261 yards.
- Against Denver (11/13), suffered a hand injury, leading him to be placed on injured reserve on Nov. 21.

2010 (15/15, 1/1 - Kansas City): Named to his first Pro Bowl after setting career highs with 27 touchdown passes, 93.0 passer rating, a plus-20 touchdown-to-interception ratio (27-7), career-low 1.6 interception percent (seven interceptions/450 attempts). Guided Chiefs to 10-5 record as the starter. Helped win the AFC West with 10-6 overall mark and host Baltimore in AFC Wild Card playoff round. Keyed Chiefs turnaround from 4-12 mark in 2009 and last-place finish in AFC West to winning Division in 2010. AFC West title was Chiefs' first since 2003. Won career-best five consecutive starts (Nov. 21 vs. Arizona through Dec. 26 vs. Tennessee). Had streak of 162 passes without an interception during the season, his career-long and the third-longest in Chiefs history. Ended season with six games of 60.0% and seven games with passer rating of 100+.

- At Denver (11/14), threw for a career-best 469 yards, the second-highest total in team history, going 33-for-53 on the day for a pair of career highs. His 53 attempts without an interception set a Chiefs team record. Passed for four touchdowns.
- At Seattle (11/23), passed for four touchdowns and rushed for another en route to being named FedEx Air Player of the Week for his efforts.
- Named AFC Offensive Player of the Month for November, when he went 90-for-144 (62.5%) for 1,111 yards and 12 touchdowns with 1 interception and a 111.2 passer rating.

- At San Diego (12/12), missed lone game of season with appendectomy.

2009 (15/15 - Kansas City): Started 15 games in his first season with Chiefs. Led NFL with 10 touchdown passes in fourth-quarter action. Took over reins of a team that went 2-14 in 2008 and led club to 4-11 mark as the starter. Had six multi-touchdown games.

- At Philadelphia (9/27), posted season-high 124.5 passer rating.
- Against Cleveland (12/20), threw for a season-high 331 yards.

2008 (16/15 - New England): Pressed into starting duty for final 15 games and led the Patriots to a 10-5 mark with club going 11-5 but missing the AFC playoff field. Posted career-highs with 3,693 yards and 63.4 percent completions. Replaced Tom Brady in the lineup during season opener vs. Kansas City (9/7) when he went down with a knee injury. His 63.4 percent completion rate ranked third in New England team history and his yardage mark ranked eighth in club records. Won final four games of the season. Had five games with a passer rating of at least 100.

- At N.Y. Jets (9/14), recorded his first career start and notched a 19-10 win. Passed for 165 yards while completing 16 of 23 passes.
- Against N.Y. Jets (11/13), was 30-of-51 for 400 yards with three touchdowns and no interceptions (103.4 passer rating).
- At Miami (11/23), recorded his second consecutive 400-yard (415), three-touchdown game.
- At Oakland (12/14), posted his first career four-touchdown performance.

2007 (6/0 - New England): Played in six games during season, completing four of seven passes for 38 yards. Part of New England squad that became 1st NFL team to go 16-0 in regular season and fell in Super Bowl XLII.

- Against Washington (10/28), scored first career rushing touchdown on a 15-yard run.

2006 (6/0, 3/0 - New England): Saw time in six games. Completed five of eight passes during the season. Saw time in all three playoff games taking care of holding duties on field goals and extra points.

2005 (2/0, 1/0 - New England): Played in two games during rookie season.

- Against San Diego (10/2), saw action in his first career game and completed first career pass to running back Patrick Pass for a three-yard gain.
- Against Miami (1/1/06), tossed two touchdown passes, his first career touchdown pass going to Tim Dwight.
- Against Jacksonville (1/7/06), played in the AFC Wild Card game, taking a kneel down at the end of the game.

COLLEGE:

- Played in 25 career games at Southern Cal as a backup to Heisman Trophy winners Carson Palmer and Matt Leinart. Trojans won back-to-back national titles in 2003 and 2004.
- Saw some time at tight end as a junior.
- Saw action in career-high 10 games as a sophomore. Earned USC's Howard Jones/Football Alumni Club Academic Award for the upperclassman with the highest GPA.
- Played a season of baseball in 2004, going 0-1 as a starting pitcher for the Trojans.
- Graduated in 2004 with a degree in communications and business.

PERSONAL:

- He and his wife, Lauren, have four children.
- As a senior at Chatsworth (Calif.) High School, completed 137 of 261 passes for 2,020 yards with 14 touchdowns and five interceptions to go with 115 carries for 252 yards with 11 touchdowns.
- Helped Chatsworth win the Los Angeles City baseball title in 1999 while hitting .390 with three home runs and 29 RBIs as a first and third baseman.
- Has worked with Shadow Buddies program, a charity that makes condition-specific dolls for children's hospitals.
- Family lost its home in the 1994 Northridge, Calif., earthquake.
- Born Matthew Brennan Cassel on May 17, 1982 in Northridge, Calif.

MATT CASSEL'S GAME-BY-GAME

2005 New England Patriots

| Date | Opp | W/L | P/S | PASSING | | | | | | | | | | | RUSHING | | | | |
|-----------------|-------|-------------|------------|-----------|-----------|-------------|------------|-------------|----------|----------|-----------|----------|----------|-------------|----------|-----------|-------------|-----------|----------|
| | | | | Att | Cmp | Pct | Yds | Yds/Att | TD | Int | Lg | Sk | Lst | Rating | Att | Yds | Avg | Lg | TD |
| Sept 8 | Oak | W | IA | | | | | | | | | | | | | | | | |
| Sept 18 | @ Car | L | IA | | | | | | | | | | | | | | | | |
| Sept 25 | @ Pit | W | IA | | | | | | | | | | | | | | | | |
| Oct 2 | SD | L | p | 4 | 2 | 50.0 | 15 | 3.75 | 0 | 1 | 12 | 0 | 0 | 19.8 | 1 | -1 | -1.0 | -1 | 0 |
| Oct 9 | @ Atl | W | IA | | | | | | | | | | | | | | | | |
| Oct 16 | @ Den | L | IA | | | | | | | | | | | | | | | | |
| Oct 30 | Buf | W | IA | | | | | | | | | | | | | | | | |
| Nov 7 | Ind | L | IA | | | | | | | | | | | | | | | | |
| Nov 13 | @ Mia | W | IA | | | | | | | | | | | | | | | | |
| Nov 20 | NO | W | IA | | | | | | | | | | | | | | | | |
| Nov 27 | @ KC | L | IA | | | | | | | | | | | | | | | | |
| Dec 4 | NYJ | W | IA | | | | | | | | | | | | | | | | |
| Dec 11 | @ Buf | W | IA | | | | | | | | | | | | | | | | |
| Dec 17 | TB | W | IA | | | | | | | | | | | | | | | | |
| Dec 26 | @ NYJ | W | IA | | | | | | | | | | | | | | | | |
| Jan 1 | Mia | L | p | 20 | 11 | 55.0 | 168 | 8.40 | 2 | 0 | 36 | 1 | 1 | 116.3 | 5 | 13 | 2.6 | 9 | 0 |
| Totals | | 10-6 | 2/0 | 24 | 13 | 54.2 | 183 | 7.63 | 2 | 1 | 36 | 1 | 1 | 89.4 | 6 | 12 | 2.0 | 9 | 0 |
| Playoffs | | | | | | | | | | | | | | | | | | | |
| Jan 7 | Jax | W | p | 0 | 0 | - | 0 | - | 0 | 0 | - | 0 | 0 | - | 1 | -1 | -1.0 | -1 | 0 |
| Jan 14 | @ Den | L | IA | | | | | | | | | | | | | | | | |
| Totals | | 1-1 | 1/0 | 0 | 0 | - | 0 | - | 0 | 0 | - | 0 | 0 | - | 1 | -1 | -1.0 | -1 | 0 |

2006 New England Patriots

| Date | Opp | W/L | P/S | PASSING | | | | | | | | | | | RUSHING | | | | |
|-----------------|-------|-------------|------------|----------|----------|-------------|-----------|-------------|----------|----------|-----------|----------|-----------|-------------|----------|----------|------------|----------|----------|
| | | | | Att | Cmp | Pct | Yds | Yds/Att | TD | Int | Lg | Sk | Lst | Rating | Att | Yds | Avg | Lg | TD |
| Sept 10 | Buf | W | DNP | | | | | | | | | | | | | | | | |
| Sept 17 | @ NYJ | W | DNP | | | | | | | | | | | | | | | | |
| Sept 24 | Den | L | DNP | | | | | | | | | | | | | | | | |
| Oct 1 | @ Cin | W | DNP | | | | | | | | | | | | | | | | |
| Oct 8 | Mia | W | DNP | | | | | | | | | | | | | | | | |
| Oct 22 | @ Buf | W | DNP | | | | | | | | | | | | | | | | |
| Oct 30 | @ Min | W | p | 0 | 0 | - | 0 | - | 0 | 0 | - | 0 | 0 | - | 1 | -1 | -1.0 | -1 | 0 |
| Nov 5 | Ind | L | DNP | | | | | | | | | | | | | | | | |
| Nov 12 | NYJ | L | DNP | | | | | | | | | | | | | | | | |
| Nov 19 | @ GB | W | p | 0 | 0 | - | 0 | - | 0 | 0 | - | 1 | 5 | - | 0 | 0 | - | - | 0 |
| Nov 26 | Chi | W | DNP | | | | | | | | | | | | | | | | |
| Dec 3 | Det | W | DNP | | | | | | | | | | | | | | | | |
| Dec 10 | @ Mia | L | p | 3 | 2 | 66.7 | 12 | 4.00 | 0 | 0 | 8 | 1 | 4 | 74.3 | 0 | 0 | - | - | 0 |
| Dec 17 | Hou | W | p | 4 | 3 | 75.0 | 20 | 5.00 | 0 | 0 | 10 | 0 | 0 | 85.4 | 0 | 0 | - | - | 0 |
| Dec 24 | @ Jax | W | p | 0 | 0 | - | 0 | - | 0 | 0 | - | 0 | 0 | - | 0 | 0 | - | - | 0 |
| Dec 31 | @ Ten | W | p | 1 | 0 | 0.0 | 0 | 0.00 | 0 | 0 | - | 1 | 6 | 39.6 | 1 | 5 | 5.0 | 5 | 0 |
| Totals | | 12-4 | 6/0 | 8 | 5 | 62.5 | 32 | 4.00 | 0 | 0 | 10 | 3 | 15 | 70.8 | 2 | 4 | 2.0 | 5 | 0 |
| Playoffs | | | | | | | | | | | | | | | | | | | |
| Jan 7 | NYJ | W | p | 0 | 0 | - | 0 | - | 0 | 0 | - | 0 | 0 | - | 0 | 0 | - | - | 0 |
| Jan 14 | @ SD | W | p | 0 | 0 | - | 0 | - | 0 | 0 | - | 0 | 0 | - | 0 | 0 | - | - | 0 |
| Jan 21 | @ Ind | L | p | 0 | 0 | - | 0 | - | 0 | 0 | - | 0 | 0 | - | 0 | 0 | - | - | 0 |
| Totals | | 2-1 | 3/0 | 0 | 0 | - | 0 | - | 0 | 0 | - | 0 | 0 | - | 0 | 0 | - | - | 0 |

2007 New England Patriots

| Date | Opp | W/L | P/S | PASSING | | | | | | | | | | | RUSHING | | | | |
|---------------|-------|-------------|------------|----------|----------|-------------|-----------|-------------|----------|----------|-----------|----------|----------|-------------|----------|-----------|------------|------------|----------|
| | | | | Att | Cmp | Pct | Yds | Yds/Att | TD | Int | Lg | Sk | Lst | Rating | Att | Yds | Avg | Lg | TD |
| Sept 9 | @ NYJ | W | p | 0 | 0 | - | 0 | - | 0 | 0 | - | 0 | 0 | - | 1 | 0 | 0.0 | 0 | 0 |
| Sept 16 | SD | W | DNP | | | | | | | | | | | | | | | | |
| Sept 23 | Buf | W | p | 0 | 0 | - | 0 | - | 0 | 0 | - | 0 | 0 | - | 0 | 0 | - | - | 0 |
| Oct 1 | @ Cin | W | p | 0 | 0 | - | 0 | - | 0 | 0 | - | 0 | 0 | - | 2 | -3 | -1.5 | -1 | 0 |
| Oct 7 | Cle | W | DNP | | | | | | | | | | | | | | | | |
| Oct 14 | @ Dal | W | DNP | | | | | | | | | | | | | | | | |
| Oct 21 | @ Mia | W | p | 2 | 0 | 0.0 | 0 | 0.00 | 0 | 1 | - | 0 | 0 | 0.0 | 0 | 0 | - | - | 0 |
| Oct 28 | Was | W | p | 3 | 2 | 66.7 | 28 | 9.33 | 0 | 0 | 21 | 0 | 0 | 96.5 | 1 | 15 | 15.0 | 15t | 1 |
| Nov 4 | @ Ind | W | DNP | | | | | | | | | | | | | | | | |
| Nov 18 | @ Buf | W | p | 2 | 2 | 100.0 | 10 | 5.00 | 0 | 0 | 6 | 0 | 0 | 87.5 | 0 | 0 | - | - | 0 |
| Nov 25 | Phi | W | DNP | | | | | | | | | | | | | | | | |
| Dec 3 | @ Bal | W | DNP | | | | | | | | | | | | | | | | |
| Dec 9 | Pit | W | DNP | | | | | | | | | | | | | | | | |
| Dec 16 | NYJ | W | DNP | | | | | | | | | | | | | | | | |
| Dec 23 | Mia | W | DNP | | | | | | | | | | | | | | | | |
| Dec 29 | @ NYG | W | DNP | | | | | | | | | | | | | | | | |
| Totals | | 16-0 | 6/0 | 7 | 4 | 57.1 | 38 | 5.43 | 0 | 1 | 21 | 0 | 0 | 32.7 | 4 | 12 | 3.0 | 15t | 1 |

MATT CASSEL'S GAME-BY-GAME CONT.

| | | | | | | | | | | | | | | | | | | | |
|----------------------------------|------------|-------------|--------------|------------|------------|-------------|-------------|----------------|-----------|------------|------------|-----------|------------|---------------|------------|------------|------------|-----------|-----------|
| Playoffs | | | | | | | | | | | | | | | | | | | |
| Jan 12 | Jax | W | DNP | | | | | | | | | | | | | | | | |
| Jan 20 | SD | W | DNP | | | | | | | | | | | | | | | | |
| Feb 3 | Sea | L | DNP | | | | | | | | | | | | | | | | |
| Totals | | 2-1 | 0/0 | 0 | 0 | - | 0 | - | 0 | 0 | - | 0 | 0 | - | 0 | 0 | 0 | 0 | 0 |
| 2008 New England Patriots | | | | | | | | | | | | | | | | | | | |
| Date | Opp | W/L | P/S | Att | Cmp | Pct | Yds | Yds/Att | TD | Int | Lg | Sk | Lst | Rating | Att | Yds | Avg | Lg | TD |
| Sept 7 | KC | W | p | 18 | 13 | 72.2 | 152 | 8.44 | 1 | 0 | 51 | 2 | 16 | 116.0 | 4 | 13 | 3.3 | 9 | 0 |
| Sept 14 | @ NYJ | W | S | 23 | 16 | 69.6 | 165 | 7.17 | 0 | 0 | 26 | 4 | 9 | 89.9 | 1 | 7 | 7.0 | 7 | 0 |
| Sept 21 | Mia | L | S | 31 | 19 | 61.3 | 131 | 4.23 | 1 | 1 | 21 | 4 | 17 | 68.1 | 2 | 4 | 2.0 | 2 | 0 |
| Oct 5 | @ SF | W | S | 32 | 22 | 68.8 | 259 | 8.09 | 1 | 2 | 66t | 5 | 26 | 77.5 | 4 | 5 | 1.3 | 6 | 0 |
| Oct 12 | @ SD | L | S | 38 | 22 | 57.9 | 203 | 5.34 | 0 | 1 | 28 | 4 | 10 | 61.6 | 7 | 29 | 4.1 | 9 | 0 |
| Oct 20 | Den | W | S | 24 | 18 | 75.0 | 185 | 7.71 | 3 | 0 | 29 | 6 | 38 | 136.3 | 4 | 1 | 0.3 | 4 | 0 |
| Oct 26 | StL | W | S | 33 | 21 | 63.6 | 267 | 8.09 | 1 | 2 | 30 | 3 | 17 | 73.7 | 7 | 22 | 3.1 | 11 | 0 |
| Nov 2 | @ Ind | L | S | 34 | 25 | 73.5 | 204 | 6.00 | 0 | 1 | 20 | 0 | 0 | 76.1 | 5 | 20 | 4.0 | 7 | 0 |
| Nov 9 | Buf | W | S | 32 | 22 | 68.8 | 234 | 7.31 | 0 | 0 | 27 | 1 | 8 | 89.8 | 9 | 22 | 2.4 | 13t | 1 |
| Nov 13 | NYJ | L | S | 51 | 30 | 58.8 | 400 | 7.84 | 3 | 0 | 43 | 3 | 14 | 103.4 | 8 | 62 | 7.8 | 19 | 0 |
| Nov 23 | @ Mia | W | S | 43 | 30 | 69.8 | 415 | 9.65 | 3 | 1 | 64 | 2 | 7 | 114.0 | 2 | 14 | 7.0 | 8t | 1 |
| Nov 30 | Pit | L | S | 39 | 19 | 48.7 | 169 | 4.33 | 0 | 2 | 27 | 5 | 24 | 39.4 | 2 | 1 | 0.5 | 1 | 0 |
| Dec 7 | @ Sea | W | S | 44 | 26 | 59.1 | 268 | 6.09 | 1 | 0 | 33 | 3 | 8 | 84.3 | 7 | 14 | 2.0 | 9 | 0 |
| Dec 14 | @ Oak | W | S | 30 | 18 | 60.0 | 218 | 7.27 | 4 | 1 | 30 | 3 | 8 | 108.1 | 6 | 18 | 3.0 | 10 | 0 |
| Dec 21 | Ari | W | S | 36 | 20 | 55.6 | 345 | 9.58 | 3 | 0 | 76t | 1 | 12 | 116.1 | 2 | 19 | 9.5 | 16 | 0 |
| Dec 28 | @ Buf | W | S | 8 | 6 | 75.0 | 78 | 9.75 | 0 | 0 | 19 | 1 | 5 | 105.2 | 3 | 19 | 6.3 | 7 | 0 |
| Totals | | 11-6 | 16/15 | 516 | 327 | 63.4 | 3693 | 7.16 | 21 | 11 | 76t | 47 | 219 | 89.4 | 73 | 270 | 3.7 | 19 | 2 |
| 2009 Kansas City Chiefs | | | | | | | | | | | | | | | | | | | |
| Date | Opp | W/L | P/S | Att | Cmp | Pct | Yds | Yds/Att | TD | Int | Lg | Sk | Lst | Rating | Att | Yds | Avg | Lg | TD |
| Sept 13 | @ Bal | L | IA | | | | | | | | | | | | | | | | |
| Sept 20 | Oak | L | S | 39 | 24 | 61.5 | 241 | 6.18 | 1 | 2 | 29t | 2 | 5 | 66.3 | 5 | 34 | 6.8 | 9 | 0 |
| Sept 27 | @ Phi | L | S | 18 | 14 | 77.8 | 90 | 5.00 | 2 | 0 | 13t | 3 | 19 | 124.5 | 2 | -1 | -0.5 | 0 | 0 |
| Oct 4 | NYG | L | S | 32 | 15 | 46.9 | 127 | 3.97 | 2 | 0 | 43 | 5 | 39 | 78.5 | 4 | 25 | 6.3 | 12 | 0 |
| Oct 11 | Dal | L | S | 41 | 23 | 56.1 | 253 | 6.17 | 2 | 0 | 25 | 4 | 21 | 90.8 | 4 | 28 | 7.0 | 11 | 0 |
| Oct 18 | @ Was | W | S | 31 | 16 | 51.6 | 186 | 6.00 | 0 | 0 | 32 | 5 | 28 | 70.1 | 6 | 16 | 2.7 | 6 | 0 |
| Oct 25 | SD | L | S | 25 | 10 | 40.0 | 97 | 3.88 | 1 | 3 | 24 | 5 | 18 | 25.3 | 5 | 24 | 4.8 | 9 | 0 |
| Nov 8 | @ Jax | L | S | 39 | 23 | 59.0 | 262 | 6.72 | 2 | 0 | 54t | 3 | 21 | 96.3 | 2 | 3 | 1.5 | 3 | 0 |
| Nov 15 | @ Oak | W | S | 34 | 19 | 55.9 | 216 | 6.35 | 0 | 1 | 41 | 2 | 10 | 62.9 | 4 | -3 | -0.8 | 0 | 0 |
| Nov 22 | Pit | W | S | 30 | 15 | 50.0 | 248 | 8.27 | 2 | 0 | 61 | 5 | 34 | 100.4 | 1 | -1 | -1.0 | -1 | 0 |
| Nov 29 | @ SD | L | S | 31 | 19 | 61.3 | 178 | 5.74 | 1 | 1 | 49 | 1 | 11 | 74.4 | 6 | 22 | 3.7 | 9 | 0 |
| Dec 6 | Den | L | S | 29 | 10 | 34.5 | 84 | 2.90 | 0 | 2 | 16 | 2 | 6 | 14.6 | 3 | 17 | 5.7 | 13 | 0 |
| Dec 13 | Buf | L | S | 43 | 26 | 60.5 | 224 | 5.21 | 0 | 4 | 26 | 3 | 15 | 35.4 | 2 | -6 | -3.0 | 1 | 0 |
| Dec 20 | Cle | L | S | 40 | 22 | 55.0 | 331 | 8.28 | 2 | 0 | 39 | 1 | 8 | 99.1 | 2 | 10 | 5.0 | 5 | 0 |
| Dec 27 | @ Cin | L | S | 37 | 22 | 59.5 | 180 | 4.86 | 1 | 2 | 20t | 1 | 8 | 58.4 | 3 | 21 | 7.0 | 9 | 0 |
| Jan 3 | @ Den | W | S | 24 | 13 | 54.2 | 207 | 8.63 | 0 | 1 | 50 | 0 | 0 | 65.8 | 1 | 0 | 0.0 | 0 | 0 |
| Totals | | 4-12 | 15/15 | 493 | 271 | 55.0 | 2924 | 5.93 | 16 | 16 | 61 | 42 | 243 | 69.9 | 50 | 189 | 3.8 | 13 | 0 |
| 2010 Kansas City Chiefs | | | | | | | | | | | | | | | | | | | |
| Date | Opp | W/L | P/S | Att | Cmp | Pct | Yds | Yds/Att | TD | Int | Lg | Sk | Lst | Rating | Att | Yds | Avg | Lg | TD |
| Sept 13 | SD | W | S | 22 | 10 | 45.5 | 68 | 3.09 | 1 | 0 | 16 | 1 | 6 | 68.0 | 2 | 4 | 2.0 | 5 | 0 |
| Sept 19 | @ Cle | W | S | 28 | 16 | 57.1 | 176 | 6.29 | 0 | 2 | 27 | 1 | 4 | 46.1 | 4 | 5 | 1.3 | 6 | 0 |
| Sept 26 | SF | W | S | 27 | 16 | 59.3 | 250 | 9.26 | 3 | 1 | 45t | 0 | 0 | 111.7 | 2 | 7 | 3.5 | 4 | 0 |
| Oct 10 | @ Ind | L | S | 29 | 16 | 55.2 | 156 | 5.38 | 0 | 0 | 27 | 1 | 8 | 70.5 | 1 | 1 | 1.0 | 1 | 0 |
| Oct 17 | @ Hou | L | S | 29 | 20 | 69.0 | 201 | 6.93 | 3 | 0 | 42t | 1 | 12 | 122.9 | 1 | 8 | 8.0 | 8 | 0 |
| Oct 24 | Jax | W | S | 18 | 13 | 72.2 | 193 | 10.72 | 2 | 0 | 53t | 1 | 3 | 144.0 | 0 | 0 | - | - | 0 |
| Oct 31 | Buf | W | S | 26 | 14 | 53.8 | 152 | 5.85 | 1 | 0 | 31 | 3 | 12 | 84.1 | 2 | 13 | 6.5 | 8 | 0 |
| Nov 7 | @ Oak | L | S | 35 | 20 | 57.1 | 216 | 6.17 | 2 | 1 | 23 | 3 | 16 | 82.6 | 3 | 14 | 4.7 | 9 | 0 |
| Nov 14 | @ Den | L | S | 53 | 33 | 62.3 | 469 | 8.85 | 4 | 0 | 38 | 4 | 36 | 116.0 | 2 | 3 | 1.5 | 3 | 0 |
| Nov 21 | Ari | W | S | 24 | 15 | 62.5 | 193 | 8.04 | 2 | 0 | 38t | 0 | 0 | 115.5 | 0 | 0 | - | - | 0 |
| Nov 28 | @ Sea | W | S | 32 | 22 | 68.8 | 233 | 7.28 | 4 | 0 | 36t | 0 | 0 | 129.3 | 5 | 28 | 5.6 | 23 | 0 |
| Dec 5 | Den | W | S | 31 | 17 | 54.8 | 196 | 6.32 | 1 | 0 | 21 | 2 | 22 | 84.9 | 2 | 5 | 2.5 | 5 | 0 |
| Dec 12 | @ SD | L | IA | | | | | | | | | | | | | | | | |
| Dec 19 | @ StL | W | S | 29 | 15 | 51.7 | 184 | 6.34 | 1 | 1 | 28 | 3 | 11 | 68.8 | 6 | 17 | 2.8 | 13 | 0 |
| Dec 26 | Ten | W | S | 34 | 24 | 70.6 | 314 | 9.24 | 3 | 0 | 75t | 1 | 6 | 128.8 | 3 | 20 | 6.7 | 16 | 0 |
| Jan 2 | Oak | L | S | 33 | 11 | 33.3 | 115 | 3.48 | 0 | 2 | 19 | 5 | 46 | 19.1 | 0 | 0 | - | - | 0 |
| Totals | | 10-6 | 15/15 | 450 | 262 | 58.2 | 3116 | 6.92 | 27 | 7 | 75t | 26 | 182 | 93.0 | 33 | 125 | 3.8 | 23 | 0 |
| Playoffs | | | | | | | | | | | | | | | | | | | |
| Jan 9 | Bal | L | S | 18 | 9 | 50.0 | 70 | 3.89 | 0 | 3 | 22 | 3 | 17 | 20.4 | 3 | 6 | 2.0 | 5 | 0 |
| Totals | | 0-1 | 1/1 | 18 | 9 | 50.0 | 70 | 3.89 | 0 | 3 | 22 | 3 | 17 | 20.4 | 3 | 6 | 2.0 | 5 | 0 |

MATT CASSEL'S GAME-BY-GAME CONT.

2011 Kansas City Chiefs

| Date | Opp | W/L | P/S | PASSING | | | | | | | | | | | RUSHING | | | | |
|---------------|-------|------------|------------|--|------------|-------------|-------------|-------------|-----------|----------|------------|-----------|------------|-------------|-----------|-----------|------------|-----------|----------|
| | | | | Att | Cmp | Pct | Yds | Yds/Att | TD | Int | Lg | Sk | Lst | Rating | Att | Yds | Avg | Lg | TD |
| Sept 11 | Buf | L | S | 36 | 22 | 61.1 | 119 | 3.31 | 1 | 1 | 20 | 2 | 14 | 64.5 | 0 | 0 | - | - | 0 |
| Sept 18 | @ Det | L | S | 22 | 15 | 68.2 | 133 | 6.05 | 0 | 3 | 45 | 2 | 17 | 44.5 | 0 | 0 | - | - | 0 |
| Sept 25 | @ SD | L | S | 24 | 17 | 70.8 | 176 | 7.33 | 2 | 1 | 43 | 1 | 5 | 102.1 | 1 | 1 | 1.0 | 1 | 0 |
| Oct 2 | Min | W | S | 29 | 18 | 62.1 | 260 | 8.97 | 1 | 0 | 52t | 3 | 13 | 102.7 | 4 | 20 | 5.0 | 11 | 0 |
| Oct 9 | @ Ind | W | S | 29 | 21 | 72.4 | 257 | 8.86 | 4 | 0 | 41t | 2 | 15 | 138.9 | 5 | 12 | 2.4 | 8 | 0 |
| Oct 23 | @ Oak | W | S | 30 | 15 | 50.0 | 161 | 5.37 | 0 | 2 | 21 | 0 | 0 | 38.3 | 2 | -2 | -1.0 | -1 | 0 |
| Oct 31 | SD | W | S | 32 | 19 | 59.4 | 261 | 8.16 | 1 | 2 | 39t | 3 | 14 | 69.9 | 2 | 14 | 7.0 | 7 | 0 |
| Nov 6 | Mia | L | S | 39 | 20 | 51.3 | 253 | 6.49 | 0 | 0 | 37 | 5 | 26 | 71.8 | 9 | 38 | 4.2 | 11 | 0 |
| Nov 13 | Den | L | S | 28 | 13 | 46.4 | 93 | 3.32 | 1 | 0 | 15 | 4 | 16 | 66.5 | 2 | 16 | 8.0 | 9 | 0 |
| Nov 21 | @ NE | | | Placed on injured reserve on Nov. 21, 2011 | | | | | | | | | | | | | | | |
| Totals | | 4-5 | 9/9 | 269 | 160 | 59.5 | 1713 | 6.37 | 10 | 9 | 52t | 22 | 120 | 76.6 | 25 | 99 | 4.0 | 11 | 0 |

2012 Kansas City Chiefs

| Date | Opp | W/L | P/S | PASSING | | | | | | | | | | | RUSHING | | | | |
|---------------|-------|-------------|------------|------------|------------|-------------|-------------|-------------|----------|-----------|-----------|-----------|------------|-------------|-----------|------------|------------|-----------|----------|
| | | | | Att | Cmp | Pct | Yds | Yds/Att | TD | Int | Lg | Sk | Lst | Rating | Att | Yds | Avg | Lg | TD |
| Sept 9 | Atl | L | S | 33 | 21 | 63.6 | 258 | 7.82 | 1 | 2 | 24 | 3 | 17 | 72.5 | 4 | 20 | 5.0 | 13 | 1 |
| Sept 16 | @ Buf | L | S | 42 | 23 | 54.8 | 301 | 7.17 | 2 | 1 | 33t | 5 | 29 | 83.5 | 2 | 25 | 12.5 | 21 | 0 |
| Sept 23 | @ NO | W | S | 44 | 26 | 59.1 | 248 | 5.64 | 0 | 1 | 20 | 3 | 11 | 65.3 | 1 | 2 | 2.0 | 2 | 0 |
| Sept 30 | SD | L | S | 42 | 24 | 57.1 | 251 | 5.98 | 2 | 3 | 29t | 2 | 17 | 60.7 | 0 | 0 | - | - | 0 |
| Oct 7 | Bal | L | S | 15 | 9 | 60.0 | 92 | 6.13 | 0 | 2 | 26 | 0 | 0 | 38.1 | 4 | 14 | 3.5 | 12 | 0 |
| Oct 14 | @ TB | L | IA | | | | | | | | | | | | | | | | |
| Oct 28 | Oak | L | p | 30 | 20 | 66.7 | 218 | 7.27 | 1 | 1 | 46 | 2 | 15 | 85.1 | 7 | 35 | 5.0 | 15 | 0 |
| Nov 1 | @ SD | L | S | 29 | 19 | 65.5 | 181 | 6.24 | 0 | 1 | 22 | 1 | 5 | 68.3 | 6 | 37 | 6.2 | 14 | 0 |
| Nov 12 | @ Pit | L | S | 26 | 11 | 42.3 | 154 | 5.92 | 0 | 1 | 38 | 2 | 6 | 46.0 | 2 | 12 | 6.0 | 9 | 0 |
| Nov 18 | Cin | L | S | 16 | 8 | 50.0 | 93 | 5.81 | 0 | 0 | 26 | 1 | 1 | 68.0 | 1 | 0 | 0.0 | 0 | 0 |
| Nov 25 | Den | L | DNP | | | | | | | | | | | | | | | | |
| Dec 2 | Car | W | DNP | | | | | | | | | | | | | | | | |
| Dec 9 | @ Cle | L | DNP | | | | | | | | | | | | | | | | |
| Dec 16 | @ Oak | L | DNP | | | | | | | | | | | | | | | | |
| Dec 23 | Ind | L | DNP | | | | | | | | | | | | | | | | |
| Dec 30 | @ Den | L | DNP | | | | | | | | | | | | | | | | |
| Totals | | 2-14 | 9/8 | 277 | 161 | 58.1 | 1796 | 6.48 | 6 | 12 | 46 | 19 | 101 | 66.7 | 27 | 145 | 5.4 | 21 | 1 |

2013 Minnesota Vikings

| Date | Opp | W/L | P/S | PASSING | | | | | | | | | | | RUSHING | | | | |
|---------------|-------|---------------|------------|------------|------------|-------------|-------------|-------------|-----------|----------|------------|-----------|-----------|-------------|-----------|-----------|------------|-----------|----------|
| | | | | Att | Cmp | Pct | Yds | Yds/Att | TD | Int | Lg | Sk | Lst | Rating | Att | Yds | Avg | Lg | TD |
| Sept 8 | @ Det | L | DNP | | | | | | | | | | | | | | | | |
| Sept 15 | @ Chi | L | DNP | | | | | | | | | | | | | | | | |
| Sept 22 | Cle | L | DNP | | | | | | | | | | | | | | | | |
| Sept 29 | Pit | W | S | 25 | 16 | 64.0 | 248 | 9.92 | 2 | 0 | 70t | 1 | 0 | 123.4 | 2 | 5 | 2.5 | 7 | 0 |
| Oct 13 | Car | L | S | 44 | 32 | 72.7 | 241 | 5.48 | 1 | 2 | 23t | 3 | 26 | 74.1 | 2 | 7 | 3.5 | 6 | 0 |
| Oct 21 | @ NYG | L | IA | | | | | | | | | | | | | | | | |
| Oct 27 | GB | L | DNP | | | | | | | | | | | | | | | | |
| Nov 3 | @ Dal | L | DNP | | | | | | | | | | | | | | | | |
| Nov 7 | Was | W | p | 6 | 4 | 66.7 | 47 | 7.83 | 0 | 0 | 25 | 0 | 0 | 90.3 | 1 | -1 | -1.0 | -1 | 0 |
| Nov 17 | @ Sea | L | p | 13 | 5 | 38.5 | 78 | 6.00 | 1 | 1 | 30 | 0 | 0 | 52.7 | 0 | 0 | - | - | 0 |
| Nov 24 | @ GB | T | DNP | | | | | | | | | | | | | | | | |
| Dec 1 | Chi | W | p | 33 | 20 | 60.6 | 243 | 7.36 | 1 | 1 | 24 | 2 | 9 | 80.7 | 1 | 0 | 0.0 | 0 | 0 |
| Dec 8 | @ Bal | L | S | 38 | 17 | 44.7 | 265 | 6.97 | 2 | 0 | 79t | 0 | 0 | 86.0 | 2 | 6 | 3.0 | 5 | 0 |
| Dec 15 | Phi | W | S | 35 | 26 | 74.3 | 382 | 10.91 | 2 | 1 | 57t | 3 | 12 | 116.6 | 3 | 19 | 6.3 | 12 | 1 |
| Dec 22 | @ Cin | L | S | 27 | 13 | 48.1 | 114 | 4.22 | 1 | 3 | 36t | 4 | 20 | 32.6 | 3 | 16 | 5.3 | 13 | 0 |
| Dec 29 | Det | W | S | 33 | 20 | 60.6 | 189 | 5.73 | 1 | 1 | 23 | 3 | 18 | 73.9 | 4 | 5 | 1.3 | 7 | 0 |
| Totals | | 5-10-1 | 9/6 | 254 | 153 | 60.2 | 1807 | 7.11 | 11 | 9 | 79t | 16 | 85 | 81.6 | 18 | 57 | 3.2 | 13 | 1 |

2014 Minnesota Vikings

| Date | Opp | W/L | P/S | PASSING | | | | | | | | | | | RUSHING | | | | |
|---------------|-------|------------|------------|---|-----------|-------------|------------|-------------|----------|----------|-----------|----------|-----------|-------------|----------|-----------|------------|-----------|----------|
| | | | | Att | Cmp | Pct | Yds | Yds/Att | TD | Int | Lg | Sk | Lst | Rating | Att | Yds | Avg | Lg | TD |
| Sept 7 | @ StL | W | S | 25 | 17 | 68.0 | 170 | 6.80 | 2 | 0 | 22 | 0 | 0 | 113.8 | 5 | -3 | -0.6 | 0 | 0 |
| Sept 14 | NE | L | S | 36 | 19 | 52.8 | 202 | 5.61 | 1 | 4 | 26 | 6 | 39 | 39.1 | 3 | 16 | 5.3 | 13 | 0 |
| Sept 21 | @ NO | L | S | 10 | 5 | 50.0 | 53 | 5.30 | 0 | 0 | 28 | 0 | 0 | 65.8 | 1 | 5 | 5.0 | 5 | 0 |
| Sept 28 | Atl | | | Placed on injured reserve on Sept. 24, 2014 | | | | | | | | | | | | | | | |
| Totals | | 1-2 | 3/3 | 71 | 41 | 57.7 | 425 | 5.99 | 3 | 4 | 28 | 6 | 39 | 65.8 | 9 | 18 | 2.0 | 13 | 0 |

2015 Buffalo Bills/Dallas Cowboys

| Date | Opp | W/L | P/S | PASSING | | | | | | | | | | | RUSHING | | | | |
|---------|-------|-----|-----|---------|-----|------|-----|---------|----|-----|----|----|-----|--------|---------|-----|------|----|----|
| | | | | Att | Cmp | Pct | Yds | Yds/Att | TD | Int | Lg | Sk | Lst | Rating | Att | Yds | Avg | Lg | TD |
| Sept 13 | Ind | W | S | 0 | 0 | - | 0 | - | 0 | 0 | - | 0 | 0 | - | 0 | 0 | - | - | 0 |
| Sept 20 | NE | L | DNP | | | | | | | | | | | | | | | | |
| Sept 27 | Atl | L | IA | | | | | | | | | | | | | | | | |
| Oct 4 | @ NO | L | IA | | | | | | | | | | | | | | | | |
| Oct 11 | NE | L | DNP | | | | | | | | | | | | | | | | |
| Oct 25 | @ NYG | L | S | 27 | 17 | 63 | 227 | 8.41 | 1 | 3 | 35 | 1 | 0 | 62.3 | 1 | 4 | 4 | 4 | 0 |
| Nov 1 | Sea | L | S | 25 | 13 | 52 | 97 | 3.88 | 0 | 0 | 15 | 1 | 6 | 61.6 | 4 | 43 | 10.8 | 24 | 0 |
| Nov 8 | Phi | L | S | 38 | 25 | 65.8 | 299 | 7.87 | 3 | 1 | 51 | 4 | 22 | 105 | 2 | 17 | 8.5 | 11 | 0 |

*With Buffalo for first two games of season; traded to Dallas on September 22, 2015

MATT CASSEL'S GAME-BY-GAME CONT.

| | | | | | | | | | | | | | | | | | | | | |
|---------------|---|-----|-------------|------------|------------|------------|-------------|-------------|-------------|----------|----------|-----------|-----------|-----------|-------------|-----------|-----------|------------|-----------|----------|
| Nov 15 | @ | TB | L | S | 29 | 19 | 65.5 | 186 | 6.41 | 0 | 1 | 24 | 3 | 12 | 69 | 1 | 2 | 2 | 2 | 0 |
| Nov 22 | @ | Mia | W | DNP | | | | | | | | | | | | | | | | |
| Nov 26 | | Car | L | p | 19 | 13 | 68.4 | 93 | 4.89 | 1 | 0 | 14 | 1 | 10 | 97 | 2 | 9 | 4.5 | 5 | 0 |
| Dec 7 | @ | Was | W | S | 29 | 16 | 55.2 | 223 | 7.69 | 0 | 0 | 42 | 1 | 2 | 80.1 | 2 | -3 | -1.5 | 7 | 0 |
| Dec 13 | @ | GB | L | S | 29 | 13 | 44.8 | 114 | 3.93 | 0 | 1 | 19 | 2 | 15 | 41.5 | 3 | 6 | 2 | 3 | 0 |
| Dec 19 | | NYJ | L | S | 8 | 3 | 37.5 | 37 | 4.63 | 0 | 1 | 17 | 1 | 19 | 13 | 0 | 0 | - | - | 0 |
| Dec 27 | @ | Buf | L | DNP | | | | | | | | | | | | | | | | |
| Jan 3 | | Was | L | DNP | | | | | | | | | | | | | | | | |
| Totals | | | 3-13 | 9/8 | 204 | 119 | 58.3 | 1276 | 6.25 | 5 | 7 | 51 | 14 | 86 | 70.6 | 15 | 78 | 5.2 | 24 | 0 |

| 2016 Tennessee Titans | | | | PASSING | | | | | | | | | | | RUSHING | | | | |
|-----------------------|-------|-----|-----|---------|-----|-------|-----|---------|----|-----|----|----|-----|--------|---------|-----|------|----|----|
| Date | Opp | W/L | P/S | Att | Cmp | Pct | Yds | Yds/Att | TD | Int | Lg | Sk | Lst | Rating | Att | Yds | Avg | Lg | TD |
| Sept 11 | Min | L | DNP | | | | | | | | | | | | | | | | |
| Sept 18 | @ Det | W | p | 0 | 0 | 0.0 | 0 | 0.0 | 0 | 0 | 0 | 0 | 0 | 0.0 | 1 | -1 | -1.0 | -1 | 0 |
| Sept 25 | Oak | L | DNP | | | | | | | | | | | | | | | | |
| Oct 2 | @ Hou | L | DNP | | | | | | | | | | | | | | | | |
| Oct 9 | @ Mia | W | DNP | | | | | | | | | | | | | | | | |
| Oct 16 | Cle | W | DNP | | | | | | | | | | | | | | | | |
| Oct 23 | Ind | L | DNP | | | | | | | | | | | | | | | | |
| Oct 27 | Jax | W | p | 1 | 1 | 100.0 | 10 | 10.0 | 0 | 0 | 10 | 0 | 0 | 108.3 | 1 | 2 | 2.0 | 2 | 0 |
| Nov 6 | @ SD | L | DNP | | | | | | | | | | | | | | | | |
| Nov 13 | GB | W | DNP | | | | | | | | | | | | | | | | |
| Nov 20 | @ Ind | L | DNP | | | | | | | | | | | | | | | | |
| Nov 27 | @ Chi | W | DNP | | | | | | | | | | | | | | | | |
| Dec 11 | Den | W | DNP | | | | | | | | | | | | | | | | |
| Dec 18 | @ KC | W | DNP | | | | | | | | | | | | | | | | |
| Dec 24 | @ Jax | L | p | 24 | 13 | 54.2 | 124 | 5.2 | 1 | 1 | 24 | 1 | 6 | 65.3 | 0 | 0 | - | 0 | 0 |
| Jan 1 | Hou | W | S | 26 | 16 | 61.5 | 150 | 5.8 | 1 | 1 | 50 | 4 | 17 | 74.2 | 2 | 2 | 1.0 | 3 | 0 |
| Totals | | 9-7 | 4/1 | 51 | 30 | 58.8 | 284 | 5.6 | 2 | 2 | 50 | 5 | 23 | 71.0 | 4 | 3 | 0.8 | 3 | 0 |

| 2017 Tennessee Titans | | | | PASSING | | | | | | | | | | | RUSHING | | | | | |
|-----------------------|-------|-----|-----|---------|-----|------|-----|---------|----|-----|----|----|-----|--------|---------|-----|-----|----|----|--|
| Date | Opp | W/L | P/S | Att | Cmp | Pct | Yds | Yds/Att | TD | Int | Lg | Sk | Lst | Rating | Att | Yds | Avg | Lg | TD | |
| Sept 10 | Oak | L | DNP | | | | | | | | | | | | | | | | | |
| Sept 17 | @ Jax | W | DNP | | | | | | | | | | | | | | | | | |
| Sept 24 | Sea | W | DNP | | | | | | | | | | | | | | | | | |
| Oct 1 | @ Hou | L | p | 10 | 4 | 40.0 | 21 | 2.1 | 0 | 2 | 10 | 2 | 8 | 8.3 | 0 | 0 | - | 0 | 0 | |
| Oct 8 | @ Mia | L | S | 32 | 21 | 65.6 | 141 | 4.4 | 1 | 0 | 17 | 6 | 22 | 85.5 | 0 | 0 | - | 0 | 0 | |
| Oct 16 | Ind | W | DNP | | | | | | | | | | | | | | | | | |
| Oct 22 | @ Cle | W | DNP | | | | | | | | | | | | | | | | | |
| Nov 5 | Bal | W | DNP | | | | | | | | | | | | | | | | | |
| Nov 12 | Cin | W | DNP | | | | | | | | | | | | | | | | | |
| Nov 16 | @ Pit | L | DNP | | | | | | | | | | | | | | | | | |
| Nov 26 | @ Ind | W | DNP | | | | | | | | | | | | | | | | | |
| Dec 3 | Hou | W | DNP | | | | | | | | | | | | | | | | | |
| Dec 10 | @ Ari | L | DNP | | | | | | | | | | | | | | | | | |
| Dec 17 | @ SF | L | DNP | | | | | | | | | | | | | | | | | |
| Dec 24 | LAR | L | DNP | | | | | | | | | | | | | | | | | |
| Dec 31 | Jax | W | DNP | | | | | | | | | | | | | | | | | |
| Totals | | 9-7 | 2/1 | 42 | 25 | 59.5 | 162 | 3.9 | 1 | 2 | 17 | 8 | 30 | 55.9 | 0 | 0 | - | 0 | 0 | |
| Playoffs | | | | | | | | | | | | | | | | | | | | |
| Jan 6 | @ KC | W | DNP | | | | | | | | | | | | | | | | | |
| Jan 13 | @ NE | L | DNP | | | | | | | | | | | | | | | | | |
| Totals | | 1-1 | 0/0 | 0 | 0 | - | 0 | - | 0 | 0 | 0 | 0 | 0 | - | 0 | 0 | - | 0 | 0 | |

MATT CASSEL'S NFL STATISTICS

REGULAR SEASON

| Year | Team | GP/GS | PASSING | | | | | | | | | | | RUSHING | | | | |
|------------|---------|--------|---------|-------|------|--------|--------|-----|-----|-----|-----|-------|------|---------|-------|-----|-----|----|
| | | | Att | Cmp | Pct | Yds | Yd/Att | TD | INT | Lg | Sk | Yds | Rat | Att | Yds | Avg | Lg | TD |
| 2005 | NE | 2/0 | 24 | 13 | 54.2 | 183 | 7.6 | 2 | 1 | 36 | 1 | 1 | 89.4 | 6 | 12 | 2 | 9 | 0 |
| 2006 | NE | 6/0 | 8 | 5 | 62.5 | 32 | 4 | 0 | 0 | 10 | 3 | 15 | 70.8 | 2 | 4 | 2 | 5 | 0 |
| 2007 | NE | 6/0 | 7 | 4 | 57.1 | 38 | 5.4 | 0 | 1 | 21 | 0 | 0 | 32.7 | 4 | 12 | 3 | 15t | 1 |
| 2008 | NE | 16/15 | 516 | 327 | 63.4 | 3693 | 7.2 | 21 | 11 | 76t | 47 | 219 | 89.4 | 73 | 270 | 3.7 | 19 | 2 |
| 2009 | KC | 15/15 | 493 | 271 | 55 | 2924 | 5.9 | 16 | 16 | 61 | 42 | 243 | 69.9 | 50 | 189 | 3.8 | 13 | 0 |
| 2010 | KC | 15/15 | 450 | 262 | 58.2 | 3116 | 6.9 | 27 | 7 | 75t | 26 | 182 | 93 | 33 | 125 | 3.8 | 23 | 0 |
| 2011 | KC | 9/9 | 269 | 160 | 59.5 | 1713 | 6.4 | 10 | 9 | 52t | 22 | 120 | 76.6 | 25 | 99 | 4 | 11 | 0 |
| 2012 | KC | 9/8 | 277 | 161 | 58.1 | 1796 | 6.5 | 6 | 12 | 46 | 19 | 101 | 66.7 | 27 | 145 | 5.4 | 21 | 1 |
| 2013 | Min | 9/6 | 254 | 153 | 60.2 | 1807 | 7.1 | 11 | 9 | 79t | 16 | 85 | 81.6 | 18 | 57 | 3.2 | 13 | 1 |
| 2014 | Min | 3/3 | 71 | 41 | 57.7 | 425 | 6 | 3 | 4 | 28 | 6 | 39 | 65.8 | 9 | 18 | 2 | 13 | 0 |
| 2015 | Buf/Dal | 9/8 | 204 | 119 | 58.3 | 1276 | 6.3 | 5 | 7 | 51 | 14 | 86 | 70.6 | 15 | 78 | 5.2 | 24 | 0 |
| 2016 | Ten | 4/1 | 51 | 30 | 58.8 | 284 | 5.6 | 2 | 2 | 50 | 5 | 23 | 71.0 | 4 | 3 | 0.8 | 3 | 0 |
| 2017 | Ten | 2/1 | 42 | 25 | 59.5 | 162 | 3.9 | 1 | 2 | 17 | 8 | 30 | 55.9 | 0 | 0 | - | 0 | 0 |
| NFL Totals | | 105/81 | 2,666 | 1,571 | 58.9 | 17,449 | 6.5 | 104 | 81 | 79t | 209 | 1,144 | 78.8 | 266 | 1,012 | 3.8 | 24 | 5 |

Career record as starter: 36-45 (.444)

PLAYOFFS

| Year | Team | GP/GS | PASSING | | | | | | | | | | | RUSHING | | | | |
|------------|------|-------|---------|-----|------|-----|--------|----|-----|----|----|-----|------|---------|-----|------|----|----|
| | | | Att | Cmp | Pct | Yds | Yd/Att | TD | INT | Lg | Sk | Yds | Rat | Att | Yds | Avg | Lg | TD |
| 2005 | NE | 1/0 | 0 | 0 | - | 0 | - | 0 | 0 | - | 0 | 0 | - | 1 | -1 | -1.0 | -1 | 0 |
| 2006 | NE | 3/0 | 0 | 0 | - | 0 | - | 0 | 0 | - | 0 | 0 | - | 0 | 0 | - | 0 | 0 |
| 2010 | KC | 1/1 | 18 | 9 | 50.0 | 70 | 3.9 | 0 | 3 | 22 | 3 | 17 | 20.4 | 3 | 6 | 2.0 | 5 | 0 |
| 2017 | TEN | 0/0 | 0 | 0 | - | 0 | - | 0 | 0 | - | 0 | 0 | - | 0 | 0 | - | 0 | 0 |
| NFL Totals | | 5/1 | 18 | 9 | 50.0 | 70 | 3.9 | 0 | 3 | 22 | 3 | 17 | 20.4 | 4 | 5 | 1.3 | 5 | 0 |

Career playoff record as starter: 0-1 (.000)

Single-Game Highs

Attempts - 53 at Denver (11/14/10)

Completions - 33 at Denver (11/14/10)

Passing Yards - 469 at Denver (11/14/10)

Touchdown Passes - 4 (Four times, last at Indianapolis 10/9/11)

Long Completion - 79t at Baltimore (12/8/13)

Passer Rating - 144.0 vs. Jacksonville (10/24/10)

Rushes - 9 (twice, last vs. Miami 11/6/11)

Rushing Yards - 62 vs. N.Y. Jets (11/13/08)

Long Rush - 24 vs. Seattle (11/1/15)

Rushing Touchdowns - 1 (five times, last vs Philadelphia 12/15/13)

Additional Statistics

Fumble Recovery - 1 (2016)

Misc. Tackles - 1 (2017)



78 JACK CONKLIN

TACKLE • 6'6" • 308 LBS • COLLEGE: MICHIGAN STATE

ACQUIRED: 1ST ROUND - 2016 • NFL EXPERIENCE (NFL/TITANS): 2/2

HOMETOWN: PLAINWELL, MICH.

GAMES PLAYED/GAMES STARTED: 32/32 (PLAYOFFS: 2/2)



PRO: With the eighth overall selection in the 2016 NFL Draft, the Titans selected former Michigan State tackle Jack Conklin. The 6-foot-6-inch, 308-pounder played primarily on the left side in college but possesses the versatility and physical prowess to play right tackle at the pro level. He was the first draft pick by a general manager (Jon Robinson) and head coach (Mike Mularkey) who vowed to acquire "tough, physical, smart and accountable" players. Conklin made an immediate impact in his first season with the Titans by starting all 16 games and being named first-team All-Pro at right tackle. After choosing to forgo his senior season, Conklin became the third offensive lineman drafted by the Titans in the first round in a four-year span, joining Chance Warmack (2013) and Taylor Lewan (2014). He became the first Michigan State offensive lineman to be selected in the first round since 1989 (Tony Mandarich, No. 2 overall by Green Bay) and also the highest drafted Spartan since wide receiver Charles Rogers (No. 2) in 2003.

CAREER HIGHLIGHTS:

- As a rookie in 2016, Conklin was named first-team Associated Press All-Pro at right tackle. He started all 16 games on the right side and was a part of an offensive front that blocked for the NFL's third-ranked rushing attack which averaged 136.7 rush yards per game.
- Became the first franchise rookie to earn first-team All-Pro honors since Jevon Kearse in 1999.
- In his final season at Michigan State, Conklin was named second-team All-American by The Associated Press and was on numerous All-Big Ten teams.

TITANS TIDBITS:

- After not receiving a single Division I scholarship offer, Conklin began his time at Michigan State as a preferred walk-on in 2012. He impressed enough in his redshirt season to earn a scholarship in the spring of 2013.
- At Plainwell (Mich.) High School, Conklin's head coach was his father, Darren Conklin, who once was a walk-on at Michigan under Wolverines head coach Bo Schembechler.
- His mother, Jennifer Jackson, was an All-American swimmer at the University of Michigan.
- Conklin's grandfather, Ron Jackson, was a professional baseball player. He played first base for the Chicago White Sox and Boston Red Sox.
- Conklin is involved with a pediatric cancer organization called DC Strong, founded by his childhood friend Dustin Colyer, who overcame Wilms' tumor kidney cancer.
- Conklin traveled to Australia in 2015 to participate in Michigan State's study abroad International Summer Sports Program.
- Conklin hopes to one day own his own farm.

CAREER TRANSACTIONS:

- The Plainwell, Mich., native was selected by the Titans in the first round (eighth overall) of the 2016 NFL Draft.

SEASON RECAPS:

2017 (16/16, 2/2): Started all 16 games and his first two career postseason at right tackle. Since the team became the Titans in 1999, only five of its players, including Conklin, have started all 32 games from the time they were drafted through their second seasons.

- Against Oakland (9/10), started at right tackle and was a part of an offensive line that helped produce 350 total yards and allow just one sack on 41 pass attempts.
- At Jacksonville (9/17), started at right tackle and opened holes for a

rushing attack that amassed 179 yards on 36 carries (5.0 avg.). Member of a unit that allowed just one sack on 27 pass attempts.

- Against Seattle (9/24), started at right tackle and helped block for Titans' ball carriers to collect 195 rushing yards on 35 carries (5.6 avg.). Member of an offensive front that did not allow a sack on 32 pass attempts.
- At Houston (10/1), started at right tackle.
- At Miami (10/8), started at right tackle.
- Against Indianapolis (10/16), started at right tackle and was a member of an offensive front that helped produce 473 total yards and allow just one sack for one yard on 32 pass attempts.
- At Cleveland (10/22), started at right tackle.
- Against Baltimore (11/5), started at right tackle.
- Against Cincinnati (11/12), started at right tackle and helped open holes for Titans' rushers to gain 180 yards on the ground.
- At Pittsburgh (11/16), started at right tackle.
- At Indianapolis (11/26), started at right tackle and was a part of an offensive front that did not allow a sack on 25 pass attempts.
- Against Houston (12/3), started at right tackle and helped open holes for Titans' ball carriers to gain 198 yards on 25 carries with two scores on the ground.
- At Arizona (12/10), started at right tackle.
- At San Francisco (12/17), started at right tackle and was a part of an offensive front that allowed just one sack on 33 pass attempts.
- Against Los Angeles Rams (12/24), started at right tackle and was a member of an offensive line that allowed just one sack on 39 pass attempts.
- Against Jacksonville (12/31), started at right tackle.
- At Kansas City (1/6), started at right tackle in his first career postseason game and helped open holes for Titans' ball carriers to gain 202 rushing yards on 31 carries (6.5 avg.).
- At New England (1/13), started at right tackle but left the game in the first quarter with an injury.

2016 (16/16): Named first-team Associated Press All-Pro at right tackle. Started all 16 games at right tackle as a rookie and was a part of an offensive front that blocked for the NFL's third-ranked rushing attack which averaged 136.7 rush yards per game. Appeared in his first career NFL game as the starter at right tackle against Minnesota (9/11/16).

- Against Minnesota (9/11), made his NFL debut as the starting right tackle.
- At Detroit (9/18), started at right tackle and blocked for an offense that amassed 363 total yards in a 16-15 comeback win.
- Against Oakland (9/25), started at right tackle and was a part of an offensive line that helped produce 393 total yards and allow just one sack on 33 pass attempts.
- At Miami (10/9), started at right tackle and was a member of an offensive front that opened holes for Titans' rushers to gain 235 yards on the ground and did not allow a sack on 29 pass attempts.
- Against Cleveland (10/16), started at right tackle and blocked for an offense that compiled a season-high 407 total yards, including 137 rushing yards.
- Against Jacksonville (10/27), started at right tackle and opened holes for Titans' ball carriers to accumulate 214 yards on the ground. Was a part of an offensive front that did not allow a sack in 23 pass attempts.
- At San Diego (11/6), started at right tackle and was a part of an offensive line that did not allow a sack on 43 pass attempts.
- Against Green Bay (11/13), started at right tackle and blocked for an offense that amassed 446 total yards and six touchdowns in a 47-25 victory against the Packers.
- At Chicago (11/27), started at right tackle and was a member of an offensive front that did not allow a sack on 23 pass attempts. Blocked for

Titans' ball carriers to gain 149 yards on the ground.

- Against Denver (12/11), started at right tackle and was a part of an offensive line that opened holes for Titans' rushers to amass 180 rushing yards on 42 carries in a 13-10 victory over the Broncos.
- At Kansas City (12/18), started at right tackle and helped pave the way for Titans' ball carriers to gain 148 yards on the ground. Member of an offensive front that allowed just one sack for zero yards on 33 pass attempts.

COLLEGE:

- The three-year letterwinner was a three-year starter at left tackle for the Spartans. He started 38 of his 39 career games (35 at left tackle, three at right tackle) and recorded more than 235 career knockdowns. Three of his career starts at left tackle came in bowl games (2014 Rose, 2015 Cotton, 2016 College Football Playoff Semifinal at Cotton Bowl).
- As a junior (2015), started 12 games at left tackle. Named All-American by numerous outlets, including Sporting News (first team), USA Today (first team), Associated Press (second team), CBS Sports (second team), Football Writers Association of America (second team), Walter Camp Football Foundation (second team), Phil Steele (third team) and SI.com (honorable mention). Became the first Spartan offensive tackle to be named a first-team All-American since Flozell Adams in 1997. Named first-team All-Big Ten by the coaches and media, as well as Associated Press, Athlon Sports, BTN.com, ESPN.com and Phil Steele. Missed two contests (Purdue and Rutgers) with a leg injury. Had 65.5 knockdowns during the regular season and graded out as a winner in eight of his 10 regular-season games. At Michigan (10/17), returned to action after missing two games and was named the Spartan Offensive Lineman of the Week after recording 7.5 knockdowns. The Spartans won the game on the final play, a mishandled punt attempt by Michigan and subsequent fumble return for a touchdown by Michigan State.
- As a sophomore (2014), started 13 games at left tackle and was named a second-team All-Big Ten selection by coaches and media. Earned first-team All-Big Ten honors by BTN.com and second-team by Athlon Sports and Phil Steele. Led team with 113.5 knockdowns, including nine dominators, and played a team-high 959 snaps. Only allowed 2.5 sacks all season. Recipient of MSU's Outstanding Underclass Lineman Award (offense) for the second year in a row.
- As a redshirt freshman (2013), started 13 games (10 at left tackle; three at right tackle) and saw action in all 14 games in his first season. Started at right tackle the first three games of the season (vs. Western Michigan, South Florida and Youngstown State) and also saw action at left tackle in the first four games. Named first-team Freshman All-American by Sporting News, CollegeFootballNews.com and the Football Writers Association of America and was named to ESPN.com Big Ten All-Freshman Team. Named Academic All-Big Ten. Credited with 55 knockdowns during the regular season.
- As a freshman (2012), redshirted as a preferred walk-on.
- Majored in interdisciplinary studies of the social sciences.

PERSONAL:

- Married to Caitlyn and the couple has a daughter, Riley.
- Attended Plainwell (Mich.) High School, where he started for three seasons for his father, head coach Darren Conklin.
- Earned all-state honorable mention by The Associated Press and The Detroit News as a senior in 2011. Added first-team All-Wolverine Conference and first-team All-Allegan County honors after starting at right tackle and defensive end. Registered two sacks and a team-high 80 tackles as a senior.
- Started two years as a center for his high school basketball team, averaging a double-double as a senior (17.1 points and 10.4 rebounds per game).
- Also lettered in track (shot put and discus) in high school and was a member of the National Honor Society.
- Follow Conklin on Twitter at @jack_conklin74.
- Follow Conklin on Instagram at @jack_conklin78.
- List of favorites: (TV show) "House of Cards"; (movie) "Gladiator"; (musician or band) Blink-182, Granger Smith; (athlete as a child) Cory Schlesinger; (childhood sports teams) Detroit Tigers, Detroit Pistons, Detroit Red Wings; (guilty pleasure) boneless chicken wings and ice cream.
- Born Jonathan Jackson Conklin on Aug. 17, 1994 in Plainwell, Mich.

JACK CONKLIN'S NFL STATISTICS

REGULAR SEASON

| Year | Team | GP | GS |
|------------|-----------|----|----|
| 2016 | Tennessee | 16 | 16 |
| 2017 | Tennessee | 16 | 16 |
| NFL Totals | | 32 | 32 |

PLAYOFFS

| Year | Team | GP | GS |
|------------|-----------|----|----|
| 2017 | Tennessee | 2 | 2 |
| NFL Totals | | 2 | 2 |

Starts Breakdown:

2016 - RT 16; 2017 - RT 16 (Playoffs - RT 2)

Additional Career Statistics

Misc. Tackles - 1 (2017)



37 JOHNATHAN CYPRIEN

SAFETY • 6'0" • 223 LBS • COLLEGE: FLORIDA INTERNATIONAL

ACQUIRED: UNRESTRICTED FREE AGENT (JACKSONVILLE) - 2017

NFL EXPERIENCE (NFL/TITANS): 5/1 • HOMETOWN: NORTH MIAMI BEACH, FLA.

GAMES PLAYED/GAMES STARTED: 70/70 (PLAYOFFS: 2/2)



PRO: At the start of the 2017 NFL free agency period, the Titans targeted veteran leadership in the secondary and signed safety Johnathan Cyprien, bringing the four-year veteran to Nashville. The 6-foot, 223-pounder was originally drafted by the Jacksonville Jaguars in the second round of the 2013 NFL Draft. The Florida International product arrived in Tennessee coming off arguably the best season of his career when he led all NFL safeties with 126 tackles.

CAREER HIGHLIGHTS:

- In 2016, Cyprien led all NFL safeties and finished second on the Jaguars with 126 tackles.
- As a rookie in 2013, Cyprien finished second on the team with 98 tackles, while posting two forced fumbles, an interception, a sack and six passes defended.

TITANS TIDBITS:

- In 2015, Cyprien started the CypSquad ARY Foundation which benefits different programs for at-risk youth in the South Florida area.

CAREER TRANSACTIONS:

- The North Miami Beach, Fla., native was selected by the Jacksonville Jaguars in the second round (33rd overall) of the 2013 NFL Draft.
- Signed by the Titans as an unrestricted free agent on March 10, 2017.

SEASON RECAPS:

2017 (10/10, 2/2 - Tennessee): Started 10 games at safety in his first season with the Titans and posted 65 tackles, a sack, two quarterback pressures, a stop for loss and a pass defended. Was inactive for six games. Started his first two career postseason and registered 10 tackles, including a stop for loss and a team-high four passes defended. Tied for the team lead in tackles twice in 2017 (at PIT, at ARZ). Tied for the team lead in passes defended twice in 2017 (at KC, at NE).

- Against Oakland (9/10), started at safety in his Titans debut and posted eight tackles. Left the game in the fourth quarter with an injury.
- At Jacksonville (9/17), was inactive.
- Against Seattle (9/24), was inactive.
- At Houston (10/1), was inactive.
- At Miami (10/8), was inactive.
- Against Indianapolis (10/16), was inactive.
- At Cleveland (10/22), was inactive.
- Against Baltimore (11/5), returned to the lineup as the starter at safety and collected two tackles and a quarterback pressure.
- Against Cincinnati (11/12), started at safety and recorded four tackles.
- At Pittsburgh (11/16), started at safety and tied for the team lead with nine tackles. Combined with Brian Orakpo to stop James Conner for no gain on a carry up the middle in the first stanza.
- At Indianapolis (11/26), started at safety and registered five tackles and a quarterback pressure.
- Against Houston (12/3), started at safety and produced eight tackles and a pass defended. Teamed with Avery Williamson to stop Alfred Blue for a one-yard loss on a rush up the middle in the first quarter. Ended a Texans' drive by breaking up a third-and-four pass intended for Bruce Ellington in the first stanza.
- At Arizona (12/10), started at safety and tied for the team lead with 10 tackles, including a sack. Dropped Blaine Gabbert for an eight-yard sack in the first quarter.
- At San Francisco (12/17), started at safety and posted five tackles. Combined with Austin Johnson to stuff Carlos Hyde for no gain on a rush up the middle in the third quarter.

- Against Los Angeles Rams (12/24), started at safety and notched six tackles, including a stop for loss. Stuffed Todd Gurley II for a one-yard loss on a rush off right guard late in the first quarter. Teamed with Erik Walden to stop Gurley II for a one-yard loss on a rush off right guard in the second quarter.

- Against Jacksonville (12/31), started at safety and tallied eight tackles.
- At Kansas City (1/6), started at safety and recorded five tackles and a team-best two passes defended in his first career postseason game. Deflected a pass intended for Demetrius Harris during the Chiefs' final drive in the fourth quarter. Supplied a big hit on Albert Wilson on a fourth-and-nine incomplete pass during the Chiefs' final drive in the fourth quarter.
- At New England (1/13), started at safety and registered five tackles, including a stop for loss and two passes defended. Combined with Logan Ryan to stuff Dion Lewis for a one-yard loss on a rush off right guard in the first quarter.

2016 (16/16 - Jacksonville): Ranked second on the team with 126 tackles and added a sack, four passes defended, a forced fumble and a fumble recovery.

- Against Green Bay (9/11), led the team with nine solo tackles.
- At San Diego (9/18), made seven tackles and recovered a fumble caused by Yannick Ngakoue's strip-sack in the second quarter.
- Against Oakland (10/23), collected a season-high 11 solo tackles.
- At Detroit (11/20), notched seven tackles, including two tackles for loss.
- At Buffalo (11/27), posted five solo tackles, including his first sack since his rookie season.
- Against Minnesota (12/11), led the team with 14 tackles and a pass defended. Forced a fumble at the goal line that was recovered by Malik Jackson.
- At Houston (12/18), tallied a career-high 17 tackles, the second-most in the NFL during the 2016 season.

2015 (14/14 - Jacksonville): Started 14 games at strong safety and collected 107 tackles, two passes defended, an interception, a tackle for loss, a forced fumble and a fumble recovery.

- At Indianapolis (10/4), returned from injury and tallied a team-high 14 tackles and his first career fumble recovery.
- Against Buffalo (10/25), made seven tackles and recorded a forced fumble that was recovered by Josh Evans at the Jacksonville four-yard line.
- At N.Y. Jets (11/8), notched 13 tackles, including two tackles for loss and a pass defended.
- Against Indianapolis (12/13), started at strong safety and made six tackles, a pass defended and an interception, which he returned 48 yards to the Indianapolis one-yard line.
- At Houston (1/3), started at strong safety and finished with a team-high 14 tackles.

2014 (15/15 - Jacksonville): Led the team with a then career-high 111 tackles, the third-most among NFL defensive backs. Started 15 games at strong safety and registered four passes defended, five tackles for loss and three special teams tackles.

- At Tennessee (10/12), registered a then career-high 14 tackles along with a tackle for loss and a pass defended. Added one special teams tackle.
- At Baltimore (12/14), had a team-high nine tackles and added a pass defended.
- At Houston (12/28), produced 11 tackles and two tackles for loss.

2013 (15/15 - Jacksonville): Started 15 games at strong safety as a rookie and ranked second on the team with 98 tackles along with two forced

fumbles, an interception, a sack, six passes defended, three quarterback hits and a tackle for loss.

- Against Kansas City (9/8), made NFL debut with start at strong safety and produced three solo tackles and one quarterback hit.
- At Oakland (9/15), led the secondary with eight tackles and forced a fumble of Darren McFadden in the fourth quarter.
- At Seattle (9/22), stripped Russell Wilson in the second quarter, forcing a fumble that was recovered by Brandon Deaderick. Marked his first career sack and second consecutive game with a forced fumble.
- At St. Louis (10/6), led the team with a then career-high 12 tackles.
- At Cleveland (12/1), made his first career interception, picking off Brandon Weeden in the second quarter. Added nine tackles, a pass defended and a special teams tackle.
- At Indianapolis (12/29), led the team with three passes defended and added six solo tackles.

COLLEGE:

- Appeared in 50 career games, starting the final 45 contests at Florida International and totaled a school-record 365 tackles, 22 passes defended, 13.5 tackles for a loss, seven interceptions (one returned for a touchdown), a school-record six forced fumbles, two fumble recoveries and one sack.
- His 213 solo tackles ranked fifth overall (second among defensive backs) among active NCAA FBS players.
- As a senior (2012), named a team captain and selected to the All-Sun Belt Conference first team. Widely-regarded as the top safety to ever play at FIU, he once again led the team with 93 tackles, including school-highs in solo stops (54) and assisted tackles (39). Also recorded a team-high four interceptions, along with five pass breakups, 3.5 tackles for loss and a forced fumble. Started all 12 games, as well as every game the past three seasons (2010-12), and has started the most career games at safety at FIU (45), which is the third-most amount of starts at any position for a Panther.
- As a junior (2011), selected All-Sun Belt Conference second team after recording 81 tackles (third-highest on the team), to go along with 5.5 tackles for loss and a team-high eight passes defended. The tackle total was good for 18th in the Sun Belt and the eight pass break-ups tied for third all-time in a season in program history.
- As a sophomore (2010), named All-Sun Belt Conference second team after leading the team with 113 tackles, the fourth-best single-season total in FIU history.
- As a freshman (2009), named honorable mention All-Sun Belt Conference after appearing in all 12 games with seven starts and finishing second on the team with 78 tackles. Recorded an interception, three breakups and

forced two fumbles.

- Majored in physical therapy at Florida International.

PERSONAL:

- Attended North Miami Beach (Fla.) High School.
- Served as team captain as a senior and selected to the Miami Herald All-Dade and District 12-6A first team.
- Played both strong safety and wide receiver.
- Has four siblings, Clay, Schnider, Sheena and Christian.
- Follow Cyprien on Twitter at @cyp.
- Follow Cyprien on Instagram at @cyp.
- Born Johnathan Ken Cyprien on July 29, 1990 in North Miami Beach, Fla.

JOHNATHAN CYPRIEN'S GAME-BY-GAME

2013 Jacksonville Jaguars

| Date | Opp | W/L | P/S | Tot | Solo | Asst | Sk | - Yds | QBP | TFL | Int - Yds | -TD | PD | FF | FR - Yds | SpT |
|---------------|-------|-----|-------------------|-----------|-----------|-----------|------------|------------|-----------|-----------|-----------|-----------|----------|----------|----------|--------------|
| Sept 8 | Kan | L | S | 3 | 3 | 0 | 0.0 | 0.0 | NA | NA | 0 | 0 | 0 | 0 | 0 | 0 NA |
| Sept 15 | @ Oak | L | S | 8 | 7 | 1 | 0.0 | 0.0 | NA | NA | 0 | 0 | 0 | 0 | 1 | 0 0 NA |
| Sept 22 | @ Sea | L | S | 7 | 3 | 4 | 1.0 | 0.0 | NA | NA | 0 | 0 | 0 | 0 | 1 | 0 0 NA |
| Sept 29 | Ind | L | S | 5 | 4 | 1 | 0.0 | 0.0 | NA | NA | 0 | 0 | 0 | 0 | 0 | 0 0 NA |
| Oct 6 | @ StL | L | S | 12 | 12 | 0 | 0.0 | 0.0 | NA | NA | 0 | 0 | 0 | 0 | 0 | 0 0 NA |
| Oct 13 | @ Den | L | S | 5 | 5 | 0 | 0.0 | 0.0 | NA | NA | 0 | 0 | 0 | 0 | 0 | 0 0 NA |
| Oct 20 | SD | L | S | 5 | 4 | 1 | 0.0 | 0.0 | NA | NA | 0 | 0 | 0 | 0 | 0 | 0 0 NA |
| Oct 27 | SF | L | S | 2 | 2 | 0 | 0.0 | 0.0 | NA | NA | 0 | 0 | 0 | 0 | 0 | 0 0 NA |
| Nov 10 | @ Ten | W | S | 3 | 2 | 1 | 0.0 | 0.0 | NA | NA | 0 | 0 | 0 | 0 | 0 | 0 0 NA |
| Nov 17 | Ari | L | S | 8 | 8 | 0 | 0.0 | 0.0 | NA | NA | 0 | 0 | 0 | 0 | 0 | 0 0 NA |
| Nov 24 | @ Hou | W | S | 6 | 4 | 2 | 0.0 | 0.0 | NA | NA | 0 | 0 | 0 | 2 | 0 | 0 0 NA |
| Dec 1 | @ Cle | W | S | 9 | 8 | 1 | 0.0 | 0.0 | NA | NA | 1 | 27 | 0 | 1 | 0 | 0 0 NA |
| Dec 5 | Hou | W | S | 10 | 7 | 3 | 0.0 | 0.0 | NA | NA | 0 | 0 | 0 | 0 | 0 | 0 0 NA |
| Dec 15 | Buf | L | IA | | | | | | | | | | | | | |
| Dec 22 | Ten | L | S | 9 | 7 | 2 | 0.0 | 0.0 | NA | NA | 0 | 0 | 0 | 0 | 0 | 0 0 NA |
| Dec 29 | @ Ind | L | S | 6 | 6 | 0 | 0.0 | 0.0 | NA | NA | 0 | 0 | 0 | 3 | 0 | 0 0 NA |
| Totals | | | 4-12 15/15 | 98 | 82 | 16 | 1.0 | 0.0 | NA | NA | 1 | 27 | 0 | 6 | 2 | 0 0 5 |

2014 Jacksonville Jaguars

| Date | Opp | W/L | P/S | Tot | Solo | Asst | Sk | - Yds | QBP | TFL | Int - Yds | -TD | PD | FF | FR - Yds | SpT |
|---------------|-------|-----|-------------------|------------|-----------|-----------|------------|------------|-----------|-----------|-----------|----------|----------|----------|----------|--------------|
| Sept 7 | @ Phi | L | S | 0 | 0 | 0 | 0.0 | 0.0 | NA | NA | 0 | 0 | 0 | 0 | 0 | 0 0 NA |
| Sept 14 | @ Was | L | IA | | | | | | | | | | | | | |
| Sept 21 | Ind | L | S | 7 | 3 | 4 | 0.0 | 0.0 | NA | NA | 0 | 0 | 0 | 0 | 0 | 0 0 NA |
| Sept 28 | @ SD | L | S | 6 | 4 | 2 | 0.0 | 0.0 | NA | NA | 0 | 0 | 0 | 0 | 0 | 0 0 NA |
| Oct 5 | Pit | L | S | 10 | 8 | 2 | 0.0 | 0.0 | NA | NA | 0 | 0 | 0 | 0 | 0 | 0 0 NA |
| Oct 12 | @ Ten | L | S | 14 | 11 | 3 | 0.0 | 0.0 | NA | NA | 0 | 0 | 0 | 1 | 0 | 0 0 NA |
| Oct 19 | Cle | W | S | 4 | 4 | 0 | 0.0 | 0.0 | NA | NA | 0 | 0 | 0 | 0 | 0 | 0 0 NA |
| Oct 26 | Mia | L | S | 9 | 9 | 0 | 0.0 | 0.0 | NA | NA | 0 | 0 | 0 | 0 | 0 | 0 0 NA |
| Nov 2 | @ Cin | L | S | 9 | 4 | 5 | 0.0 | 0.0 | NA | NA | 0 | 0 | 0 | 0 | 0 | 0 0 NA |
| Nov 9 | Dal | L | S | 5 | 5 | 0 | 0.0 | 0.0 | NA | NA | 0 | 0 | 0 | 0 | 0 | 0 0 NA |
| Nov 23 | @ Ind | L | S | 8 | 4 | 4 | 0.0 | 0.0 | NA | NA | 0 | 0 | 0 | 1 | 0 | 0 0 NA |
| Nov 30 | NYG | W | S | 7 | 6 | 1 | 0.0 | 0.0 | NA | NA | 0 | 0 | 0 | 0 | 0 | 0 0 NA |
| Dec 7 | Hou | L | S | 8 | 5 | 3 | 0.0 | 0.0 | NA | NA | 0 | 0 | 0 | 0 | 0 | 0 0 NA |
| Dec 14 | @ Bal | L | S | 9 | 4 | 5 | 0.0 | 0.0 | NA | NA | 0 | 0 | 0 | 1 | 0 | 0 0 NA |
| Dec 18 | Ten | W | S | 4 | 3 | 1 | 0.0 | 0.0 | NA | NA | 0 | 0 | 0 | 0 | 0 | 0 0 NA |
| Dec 28 | @ Hou | L | S | 11 | 7 | 4 | 0.0 | 0.0 | NA | NA | 0 | 0 | 0 | 0 | 0 | 0 0 NA |
| Totals | | | 3-13 15/15 | 111 | 77 | 34 | 0.0 | 0.0 | NA | NA | 0 | 0 | 0 | 3 | 0 | 0 0 3 |

2015 Jacksonville Jaguars

| Date | Opp | W/L | P/S | Tot | Solo | Asst | Sk | - Yds | QBP | TFL | Int - Yds | -TD | PD | FF | FR - Yds | SpT |
|---------|-------|-----|-----|-----|------|------|-----|-------|-----|-----|-----------|-----|----|----|----------|--------|
| Sept 13 | Car | L | S | 4 | 3 | 1 | 0.0 | 0.0 | NA | NA | 0 | 0 | 0 | 0 | 0 | 0 0 NA |
| Sept 20 | Mia | W | IA | | | | | | | | | | | | | |
| Sept 27 | @ NE | L | IA | | | | | | | | | | | | | |
| Oct 4 | @ Ind | L | S | 14 | 11 | 3 | 0.0 | 0.0 | NA | NA | 0 | 0 | 0 | 0 | 0 | 1 0 NA |
| Oct 11 | @ TB | L | S | 5 | 4 | 1 | 0.0 | 0.0 | NA | NA | 0 | 0 | 0 | 0 | 0 | 0 0 NA |
| Oct 18 | Hou | L | S | 4 | 4 | 0 | 0.0 | 0.0 | NA | NA | 0 | 0 | 0 | 0 | 0 | 0 0 NA |
| Oct 25 | Buf | W | S | 7 | 7 | 0 | 0.0 | 0.0 | NA | NA | 0 | 0 | 0 | 0 | 1 | 0 0 NA |
| Nov 8 | @ NYJ | L | S | 13 | 7 | 6 | 0.0 | 0.0 | NA | NA | 0 | 0 | 0 | 1 | 0 | 0 0 NA |
| Nov 15 | @ Bal | W | S | 7 | 5 | 2 | 0.0 | 0.0 | NA | NA | 0 | 0 | 0 | 0 | 0 | 0 0 NA |
| Nov 19 | Ten | W | S | 7 | 7 | 0 | 0.0 | 0.0 | NA | NA | 0 | 0 | 0 | 0 | 0 | 0 0 NA |
| Nov 29 | SD | L | S | 3 | 3 | 0 | 0.0 | 0.0 | NA | NA | 0 | 0 | 0 | 0 | 0 | 0 0 NA |

| | | | | | | | | | | | | | | | | |
|---------------|-------|---|-------------------|------------|-----------|-----------|------------|------------|-----------|-----------|----------|-----------|----------|----------|----------|--------------|
| Dec 6 | @ Ten | L | S | 11 | 7 | 4 | 0.0 | 0.0 | NA | NA | 0 | 0 | 0 | 0 | 0 | 0 0 NA |
| Dec 13 | Ind | W | S | 6 | 2 | 4 | 0.0 | 0.0 | NA | NA | 1 | 48 | 0 | 1 | 0 | 0 0 NA |
| Dec 20 | Atl | L | S | 5 | 5 | 0 | 0.0 | 0.0 | NA | NA | 0 | 0 | 0 | 0 | 0 | 0 0 NA |
| Dec 27 | @ NO | L | S | 9 | 7 | 2 | 0.0 | 0.0 | NA | NA | 0 | 0 | 0 | 0 | 0 | 0 0 NA |
| Jan 3 | @ Hou | L | S | 14 | 6 | 8 | 0.0 | 0.0 | NA | NA | 0 | 0 | 0 | 0 | 0 | 0 0 NA |
| Totals | | | 5-11 14/14 | 107 | 77 | 30 | 0.0 | 0.0 | NA | NA | 1 | 48 | 0 | 2 | 1 | 1 0 1 |

2016 Jacksonville Jaguars

| Date | Opp | W/L | P/S | Tot | Solo | Asst | Sk | - Yds | QBP | TFL | Int - Yds | -TD | PD | FF | FR - Yds | SpT |
|---------------|-------|-----|-------------------|------------|-----------|-----------|------------|------------|-----------|-----------|-----------|----------|----------|----------|----------|--------------|
| Sept 11 | GB | L | S | 9 | 9 | 0 | 0.0 | 0.0 | NA | NA | 0 | 0 | 0 | 0 | 0 | 0 0 NA |
| Sept 18 | @ SD | L | S | 7 | 5 | 2 | 0.0 | 0.0 | NA | NA | 0 | 0 | 0 | 0 | 0 | 1 0 NA |
| Sept 25 | Bal | L | S | 10 | 9 | 1 | 0.0 | 0.0 | NA | NA | 0 | 0 | 0 | 0 | 0 | 0 0 NA |
| Oct 2 | Ind | W | S | 5 | 4 | 1 | 0.0 | 0.0 | NA | NA | 0 | 0 | 0 | 0 | 0 | 0 0 NA |
| Oct 16 | @ Chi | W | S | 6 | 4 | 2 | 0.0 | 0.0 | NA | NA | 0 | 0 | 0 | 1 | 0 | 0 0 NA |
| Oct 23 | Oak | L | S | 11 | 11 | 0 | 0.0 | 0.0 | NA | NA | 0 | 0 | 0 | 0 | 0 | 0 0 NA |
| Oct 27 | @ Ten | L | S | 12 | 4 | 8 | 0.0 | 0.0 | NA | NA | 0 | 0 | 0 | 0 | 0 | 0 0 NA |
| Nov 6 | @ KC | L | S | 5 | 4 | 1 | 0.0 | 0.0 | NA | NA | 0 | 0 | 0 | 0 | 0 | 0 0 NA |
| Nov 13 | Hou | L | S | 4 | 3 | 1 | 0.0 | 0.0 | NA | NA | 0 | 0 | 0 | 0 | 0 | 0 0 NA |
| Nov 20 | @ Det | L | S | 7 | 5 | 2 | 0.0 | 0.0 | NA | NA | 0 | 0 | 0 | 0 | 0 | 0 0 NA |
| Nov 27 | @ Buf | L | S | 5 | 5 | 0 | 1.0 | 2.0 | NA | NA | 0 | 0 | 0 | 0 | 0 | 0 0 NA |
| Dec 4 | Den | L | S | 2 | 2 | 0 | 0.0 | 0.0 | NA | NA | 0 | 0 | 0 | 0 | 0 | 0 0 NA |
| Dec 11 | Min | L | S | 14 | 10 | 4 | 0.0 | 0.0 | NA | NA | 0 | 0 | 0 | 1 | 1 | 0 0 NA |
| Dec 18 | @ Hou | L | S | 17 | 13 | 4 | 0.0 | 0.0 | NA | NA | 0 | 0 | 0 | 0 | 0 | 0 0 NA |
| Dec 24 | Ten | W | S | 6 | 4 | 2 | 0.0 | 0.0 | NA | NA | 0 | 0 | 0 | 1 | 0 | 0 0 NA |
| Jan 1 | @ Ind | L | S | 6 | 4 | 2 | 0.0 | 0.0 | NA | NA | 0 | 0 | 0 | 1 | 0 | 0 0 NA |
| Totals | | | 3-13 16/16 | 126 | 96 | 30 | 1.0 | 2.0 | NA | NA | 0 | 0 | 0 | 4 | 1 | 1 0 1 |

2017 Tennessee Titans

| Date | Opp | W/L | P/S | Tot | Solo | Asst | Sk | - Yds | QBP | TFL | Int - Yds | -TD | PD | FF | FR - Yds | SpT |
|-----------------|-------|-----|------------------|-----------|-----------|-----------|------------|------------|----------|----------|-----------|----------|----------|----------|----------|------------|
| Sept 10 | Oak | L | S | 8 | 7 | 1 | 0.0 | 0.0 | 0 | 0 | 0 | 0 | 0 | 0 | 0 | 0 0 |
| Sept 17 | @ Jax | W | IA | | | | | | | | | | | | | |
| Sept 24 | Sea | W | IA | | | | | | | | | | | | | |
| Oct 1 | @ Hou | L | IA | | | | | | | | | | | | | |
| Oct 8 | @ Mia | L | IA | | | | | | | | | | | | | |
| Oct 16 | Ind | W | IA | | | | | | | | | | | | | |
| Oct 22 | @ Cle | W | IA | | | | | | | | | | | | | |
| Nov 5 | Bal | W | S | 2 | 1 | 1 | 0.0 | 0.0 | 1 | 0 | 0 | 0 | 0 | 0 | 0 | 0 0 |
| Nov 12 | Cin | W | S | 4 | 4 | 0 | 0.0 | 0.0 | 0 | 0 | 0 | 0 | 0 | 0 | 0 | 0 0 |
| Nov 16 | @ Pit | L | S | 9 | 5 | 4 | 0.0 | 0.0 | 0 | 0 | 0 | 0 | 0 | 0 | 0 | 0 0 |
| Nov 26 | @ Ind | W | S | 5 | 4 | 1 | 0.0 | 0.0 | 1 | 0 | 0 | 0 | 0 | 0 | 0 | 0 0 |
| Dec 3 | Hou | W | S | 8 | 7 | 1 | 0.0 | 0.0 | 0 | 0 | 0 | 0 | 0 | 1 | 0 | 0 0 |
| Dec 10 | @ Ari | L | S | 10 | 8 | 2 | 1.0 | 8.0 | 0 | 0 | 0 | 0 | 0 | 0 | 0 | 0 0 |
| Dec 17 | @ SF | L | S | 5 | 3 | 2 | 0.0 | 0.0 | 0 | 0 | 0 | 0 | 0 | 0 | 0 | 0 0 |
| Dec 24 | LAR | L | S | 6 | 3 | 3 | 0.0 | 0.0 | 0 | 1 | 0 | 0 | 0 | 0 | 0 | 0 0 |
| Dec 31 | Jax | W | S | 8 | 4 | 4 | 0.0 | 0.0 | 0 | 0 | 0 | 0 | 0 | 0 | 0 | 0 0 |
| Totals | | | 9-7 10/10 | 65 | 46 | 19 | 1.0 | 8.0 | 2 | 1 | 0 | 0 | 0 | 1 | 0 | 0 0 |
| Playoffs | | | | | | | | | | | | | | | | |
| Jan 6 | @ KC | W | S | 5 | 4 | 1 | 0.0 | 0.0 | 0 | 0 | 0 | 0 | 0 | 2 | 0 | 0 0 |
| Jan 13 | @ NE | L | S | 5 | 4 | 1 | 0.0 | 0.0 | 0 | 1 | 0 | 0 | 0 | 2 | 0 | 0 0 |
| Totals | | | 1-1 2/2 | 10 | 8 | 2 | 0.0 | 0.0 | 0 | 1 | 0 | 0 | 0 | 4 | 0 | 0 0 |

JOHNATHAN CYPRIEN'S NFL STATISTICS

REGULAR SEASON

| | | | | TACKLES | | | | | | | INTERCEPTIONS | | | | | FUMBLES | | | |
|------------|--------------|----|----|---------|------|------|-----|------|-----|-----|---------------|-----|----|----|----|---------|----|-----|-----|
| Year | Team | GP | GS | Tot | Solo | Asst | Sk | Yds | QBP | TFL | No | Yds | Lg | TD | PD | FF | FR | Yds | SpT |
| 2013 | Jacksonville | 15 | 15 | 98 | 82 | 16 | 1.0 | 0.0 | NA | NA | 1 | 27 | 27 | 0 | 6 | 2 | 0 | 0 | 5 |
| 2014 | Jacksonville | 15 | 15 | 111 | 77 | 34 | 0.0 | 0.0 | NA | NA | 0 | 0 | 0 | 0 | 3 | 0 | 0 | 0 | 3 |
| 2015 | Jacksonville | 14 | 14 | 107 | 77 | 30 | 0.0 | 0.0 | NA | NA | 1 | 48 | 48 | 0 | 2 | 1 | 1 | 0 | 1 |
| 2016 | Jacksonville | 16 | 16 | 126 | 96 | 30 | 1.0 | 2.0 | NA | NA | 0 | 0 | 0 | 0 | 4 | 1 | 1 | 0 | 1 |
| 2017 | Tennessee | 10 | 10 | 65 | 46 | 19 | 1.0 | 8.0 | 2 | 1 | 0 | 0 | 0 | 0 | 1 | 0 | 0 | 0 | 0 |
| NFL Totals | | 70 | 70 | 507 | 378 | 129 | 3.0 | 10.0 | 2 | 1 | 2 | 75 | 48 | 0 | 16 | 4 | 2 | 0 | 10 |

PLAYOFFS

| | | | | TACKLES | | | | | | | INTERCEPTIONS | | | | | FUMBLES | | | |
|------------|-----------|----|----|---------|------|------|-----|-----|-----|-----|---------------|-----|----|----|----|---------|----|-----|-----|
| Year | Team | GP | GS | Tot | Solo | Asst | Sk | Yds | QBP | TFL | No | Yds | Lg | TD | PD | FF | FR | Yds | SpT |
| 2017 | Tennessee | 2 | 2 | 10 | 8 | 2 | 0.0 | 0.0 | 0 | 1 | 0 | 0 | 0 | 0 | 4 | 0 | 0 | 0 | 0 |
| NFL Totals | | 2 | 2 | 10 | 8 | 2 | 0.0 | 0.0 | 0 | 1 | 0 | 0 | 0 | 0 | 4 | 0 | 0 | 0 | 0 |

Single-Game Highs

Tackles - 17 at Houston (12/18/16)
 Interceptions - 1 (Twice, last vs. Indianapolis 12/13/15)
 Sacks - **1 (Three times, last at Arizona 12/10/17)**
 Forced Fumble - 1 (Four times, last vs. Minnesota 12/11/16)
 Fumble Recovery - 1 (Twice, last at San Diego 9/18/16)
 Passes Defensed - 3 at Indianapolis (12/29/13)

Playoff Single-Game Highs

Tackles - **5 (Twice, last at New England 1/13/18)**
 Tackle For Loss - **1 at New England (1/13/18)**
 Passes Defensed - **2 (Twice, last at New England 1/13/18)**



84 COREY DAVIS

WIDE RECEIVER • 6'3" • 209 LBS • COLLEGE: WESTERN MICHIGAN
ACQUIRED: 1ST ROUND - 2017 • NFL EXPERIENCE: ROOKIE
HOMETOWN: WHEATON, ILL.
GAMES PLAYED/GAMES STARTED: 11/9 (PLAYOFFS: 2/2)



PRO: The Titans selected Corey Davis with the fifth-overall pick in the 2017 NFL Draft, which was obtained in a 2016 trade with the Los Angeles Rams. The 6-foot-3-inch, 209-pound wide receiver brings a complete skill set to his position, excelling in route running, making plays after the catch, and blocking. His 5,285 receiving yards at Western Michigan set an all-time FBS record, and he became the second player in FBS history to record 52 career receiving touchdowns. Davis became the highest drafted player from Western Michigan and the first first-rounder from the school since Jason Babin in 2004. The fifth pick was the highest selection ever used by the Titans/Oilers on a wide receiver by 11 slots, topping the 1998 choice of Kevin Dyson with the 16th pick.

CAREER HIGHLIGHTS:

- Davis set an FBS all-time record with 5,285 career receiving yards.
- In 2016, Davis was a consensus All-American selection after tying for the FBS lead with 19 touchdown receptions, ranking seventh nationally with 1,500 receiving yards, and ranking eighth with 97 catches.
- Davis set Western Michigan records for single-season touchdown receptions (19), single-game receiving yards (272), touchdown receptions in a bowl game (three), career receptions (332), career touchdown receptions (52) and career receiving yards (5,285).

TITANS TIDBITS:

- Davis and his six siblings survived a tough economic upbringing in Wheaton, Ill. While he has always maintained a loving relationship with his parents, Olasheni Timson and Michelle Davis, he made the decision as a high school junior to move into the home of Robin and Dan Graham, who became his legal guardians. Dan, Corey Davis' youth football coach, was an offensive lineman for the Tampa Bay Buccaneers. His son, Ryan Graham, played youth and high school football with Davis and currently plays quarterback at Northern Illinois.
- His brother, Titus, played football at Central Michigan and was signed by the Chargers as a rookie free agent in 2015. Titus also spent time with the Jets and Bills before signing with the Bears during the 2017 offseason.
- One of Davis' favorite quotes is "Never die easy" by Walter Payton, who used the saying as the title to his autobiography.

CAREER TRANSACTIONS:

- The Wheaton, Ill., native was selected by the Titans in the first round (fifth overall) of the 2017 NFL Draft.

SEASON RECAPS:

2017 (11/9, 2/2): Played in 11 games with nine starts at wide receiver during his rookie campaign and recorded 34 receptions for 375 yards. Was inactive for five games. Started his first two career postseason contests and tied for the team lead with nine catches for 98 yards with a team-best two receiving touchdowns. Tied for the team lead in receptions twice in 2017 (at IND, vs. LAR). Led the team in receiving yards once in 2017 (vs. LAR). Appeared in his first career NFL game against Oakland (9/10/17). Made his first career NFL start at Jacksonville (9/17/17).

- Against Oakland (9/10), played as a reserve at wide receiver in his NFL debut and finished second on the team with six receptions for 69 yards. In the team's "Titans era" (1999-2017), his reception total ranks second among all rookies in Week 1 games. Only Tajae Sharpe had more, with seven catches (9/11/16). Only Sharpe (76 yards) and Kenny Britt (85 yards on 9/10/09) had more receiving yards than Davis in a rookie Week 1 debut. Registered his first career reception and extended the Titans' opening touchdown drive with a leaping 23-yard catch down the right sideline on

third-and-eight in the first quarter.

- At Jacksonville (9/17), made his first career start at wide receiver and caught one pass for four yards before leaving the game in the second quarter with an injury.
- Against Seattle (9/24), was inactive.
- At Houston (10/1), was inactive.
- At Miami (10/8), was inactive.
- Against Indianapolis (10/16), was inactive.
- At Cleveland (10/22), was inactive.
- Against Baltimore (11/5), returned to the lineup as a starter at wide receiver and snared two receptions for 28 yards. Helped set up the Titans' first touchdown of the afternoon with a 23-yard, toe-drag reception along the right sideline in the first quarter.
- Against Cincinnati (11/12), started at wide receiver and hauled in four receptions for 48 yards.
- At Pittsburgh (11/16), started at wide receiver and grabbed three receptions for 27 yards. Extended the Titans' first touchdown drive with a 15-yard, toe-drag reception along the sideline in the first quarter.
- At Indianapolis (11/26), started at wide receiver and tied for the team lead with four receptions for 39 yards. Hauled in a leaping 19-yard reception during the Titans' game-winning touchdown drive in the fourth quarter.
- Against Houston (12/3), started at wide receiver and grabbed two receptions for 12 yards.
- At Arizona (12/10), played as a reserve at wide receiver and snared three receptions for 29 yards.
- At San Francisco (12/17), started at wide receiver and caught three receptions for 28 yards.
- Against Los Angeles Rams (12/24), started at wide receiver and tied for the team lead with six receptions for a team-best 91 receiving yards. Extended the Titans' opening scoring drive with a leaping, 18-yard catch on third-and-six in the first quarter. Hauled in a season-long 37-yard reception in the third quarter.
- Against Jacksonville (12/31), started at wide receiver.
- At Kansas City (1/6), started at wide receiver and hauled in four passes for 35 yards in his first career postseason game.
- At New England (1/13), started at wide receiver and grabbed five passes for 63 yards with his first two career touchdowns. Gave the Titans a 7-0 lead with an acrobatic, one-handed 15-yard touchdown catch with 1:14 left to play in the opening quarter. Kept the Titans' final touchdown drive alive with a 17-yard catch on fourth-and-11. Got open in the corner of the end zone and hauled in an 11-yard touchdown reception with 1:55 left to play in the fourth quarter.

COLLEGE:

- In four seasons at Western Michigan (2013-16), Davis played and started 50 games. He registered 332 career receptions for 5,285 yards and 52 touchdowns, setting the Mid-American Conference record in each category and becoming the only player in FBS history with 300 catches, 5,000 yards and 50 touchdowns. His 5,285 career receiving yards were the most in FBS history, and he ended his career ranked second all-time in FBS history with 52 career receiving touchdowns (60 by Jarrett Dillard). Davis' 332 career receptions ranked fourth all-time in FBS annals.

AS A SENIOR (2016), played and started 13 games and set career highs with 97 receptions, 1,500 receiving yards and 19 touchdowns. He helped his team win the MAC and go undefeated until a Cotton Bowl loss. He had five games of 100-plus yards and six games of two or more receiving touchdowns. Tied for the FBS lead (Carlos Henderson) with 19 touchdown receptions. His receiving yardage total ranked seventh in FBS, while his

reception total was eighth. Caught seven or more passes in seven games. He was the only player in 2016 in FBS with four halves of at least 130 yards and one touchdown. Named a Biletnikoff Award semifinalist and earned All-American honors from Associated Press (first-team), FWAA (first-team), Phil Steele (first-team), USA Today, Sporting News and Sports Illustrated. Named Mid-American Conference Offensive Player of the Year

- Against Central Michigan (10/1), named MAC Player of the Week following a two-touchdown performance.
- Against Northern Illinois (10/8), made the ESPN SportsCenter No. 1 Play of the Day with a one-handed catch.
- At Ball State (11/1), posted 12 catches for a WMU-record 272 yards with three touchdowns. Named MAC Player of the Week.
- Against Buffalo (11/19), caught a career-high 13 passes for 173 yards and two touchdowns.
- Against Ohio (12/2), named Offensive Player of the Game in the MAC Championship with eight catches, 144 yards and a touchdown.
- Against Wisconsin in the Cotton Bowl (1/2/17), posted six receptions for 73 yards and a touchdown.

AS A JUNIOR (2015), played and started 13 games and caught 90 passes for 1,436 yards and 12 touchdowns. Finished fifth in the nation and second in the MAC in receiving yards, and his 6.9 receptions per game ranked third in the league and 11th nationally. His 12 receiving touchdowns were third in the league and 11th nationally. He ended the season with seven consecutive 100-yard games and nine total for the year and was named first-team All-MAC.

- Against Michigan State (9/4), hauled in 10 passes for 154 yards and a touchdown versus the nation's No. 4 team.
- Against Murray State (9/19), totaled six catches for 139 yards and two touchdowns.
- At No. 1 Ohio State (9/26), had six catches for 42 yards.
- At Eastern Michigan (10/29), went over 3,000 career receiving yards with seven catches for 105 yards.
- Against Ball State (11/5), named MAC Player of the Week after posting seven catches for 163 yards and three touchdowns.
- Against Bowling Green (11/11), set a career high with 13 catches for 159 yards.
- At Northern Illinois (11/18), caught seven balls for 123 yards including a 72-yard catch.
- At No. 24 Toledo (11/27), scored two receiving touchdowns on six catches for 139 yards, including a 76-yard touchdown reception.
- In Popeyes Bahamas Bowl against Middle Tennessee (12/24), recorded eight catches for 183 yards and a career-long 80-yard touchdown.

AS A SOPHOMORE (2014), finished with 78 receptions for 1,408 yards and 15 touchdowns in 12 games (all starts). Ranked seventh in the nation and first in the MAC in receiving yards. Named first-team All-MAC and Phil Steele first-team All-MAC. His 15 touchdowns tied him for third-best in the nation. Went over 100 yards receiving in eight games. Recorded at least two touchdown receptions three times. Ended the season with a touchdown reception in 10-straight games.

- Against Ohio (10/25), finished with nine receptions for a then-career-best 212 yards and two touchdowns and was named MAC West Offensive Player of the Week.
- At Central Michigan (11/22), recorded nine receptions with 104 yards and

two touchdowns.

- Against Air Force in the Famous Idaho Potato Bowl (12/20), became first player in program history to catch more than one touchdown in a bowl game with eight receptions, 176 yards and three touchdowns, earning WMU's MVP honors in the contest.

AS A FRESHMAN (2013), played and started 11 games and set WMU freshman records for receiving yards (941), receptions (67) and 100-yard games (five). Named MAC Freshman of the Year, earned Freshman All-America honors from FWAA and College Football News, and was a second-team All-MAC selection.

- At Michigan State (8/30), scored his first career touchdown in his collegiate debut.
- Against Nicholls (9/7), recorded his first career 100-yard receiving game (116 yards).
- At Northwestern (9/14), scored on 75-yard pass play.
- At UMass (10/26), recorded his first career 10-catch game and first two-touchdown game, accumulating 154 yards and a pair of touchdowns on a season-high 10 receptions.
- Majored in sports management at Western Michigan.

PERSONAL:

- Attended Wheaton-Warrenville (Ill.) High School, where he totaled 45 receptions and six receiving touchdowns as a senior. He added three touchdowns on returns and was named all-conference and all-area.
- Follow Davis on Twitter at @c_davis_81, on Instagram at @coreydavis84, and on Snapchat at coreydavis3.
- List of favorites: (TV show) "Game of Thrones"; (movie) "Friday Night Lights"; (musician) Future; (athlete as a child) Walter Payton; (food) deep dish pizza; and (song on his pregame playlist) "Over" by Drake.
- Born Corey Damon Davis on Jan. 11, 1995 in Chicago, Ill.

COREY DAVIS' COLLEGE STATISTICS

| Year | Team | GP | GS | RECEIVING | | | | | | RUSHING | | | | |
|-----------------------|---------------|-----------|-----------|------------|--------------|-------------|------------|-----------|--|----------|-----------|------------|-----------|----------|
| | | | | No | Yds | Avg | Lg | TD | | Att | Yds | Avg | Lg | TD |
| 2013 | Western Mich. | 11 | 11 | 67 | 941 | 14.0 | 75t | 6 | | 1 | 2 | 2.0 | 2 | 0 |
| 2014 | Western Mich. | 12 | 12 | 78 | 1,408 | 18.1 | 75t | 15 | | 0 | 0 | - | - | 0 |
| 2015 | Western Mich. | 13 | 13 | 90 | 1,436 | 16.0 | 80t | 12 | | 1 | 11 | 11.0 | 11 | 0 |
| 2016 | Western Mich. | 14 | 14 | 97 | 1,500 | 15.5 | 70t | 19 | | 1 | 0 | 0.0 | 0 | 0 |
| College Totals | | 50 | 50 | 332 | 5,285 | 15.9 | 80t | 52 | | 3 | 13 | 4.3 | 11 | 0 |

Single-Game Highs

Receptions - 13 (Twice, last vs. Buffalo, 11/19/16)

Receiving Yards - 272 vs. Ball State (11/8/16)

Long Reception - 80t vs. Middle Tennessee (12/24/15)

Receiving Touchdowns - 3 (Four times, last vs. Ball State, 11/1/16)

COREY DAVIS' GAME-BY-GAME

2017 Tennessee Titans

| RECEIVING | | | | | | | | | |
|-----------|-------|-----|-----|----|-----|------|----|----|--|
| Date | Opp. | W/L | P/S | No | Yds | Avg | Lg | TD | |
| Sept 10 | Oak | L | p | 6 | 69 | 11.5 | 23 | 0 | |
| Sept 17 | @ Jax | W | S | 1 | 4 | 4.0 | 4 | 0 | |
| Sept 24 | Sea | W | IA | | | | | | |
| Oct 1 | @ Hou | L | IA | | | | | | |
| Oct 8 | @ Mia | L | IA | | | | | | |
| Oct 16 | Ind | W | IA | | | | | | |
| Oct 22 | @ Cle | W | IA | | | | | | |
| Nov 5 | Bal | W | S | 2 | 28 | 14.0 | 23 | 0 | |
| Nov 12 | Cin | W | S | 4 | 48 | 12.0 | 19 | 0 | |
| Nov 16 | @ Pit | L | S | 3 | 27 | 9.0 | 15 | 0 | |
| Nov 26 | @ Ind | W | S | 4 | 39 | 9.8 | 19 | 0 | |

| | | | | | | | | | |
|-----------------|-------|---|---|------------|-------------|-----------|------------|-------------|-----------|
| Dec 3 | Hou | W | S | 2 | 12 | 6.0 | 13 | 0 | |
| Dec 10 | @ Ari | L | p | 3 | 29 | 9.7 | 22 | 0 | |
| Dec 17 | @ SF | L | S | 3 | 28 | 9.3 | 13 | 0 | |
| Dec 24 | LAR | L | S | 6 | 91 | 15.2 | 37 | 0 | |
| Dec 31 | Jax | W | S | 0 | 0 | - | 0 | 0 | |
| Totals | | | | 9-7 | 11/9 | 34 | 375 | 11.0 | 37 |
| Playoffs | | | | | | | | | |
| Jan 6 | @ KC | W | S | 4 | 35 | 8.8 | 13 | 0 | |
| Jan 13 | @ NE | L | S | 5 | 63 | 12.6 | 17 | 2 | |
| Totals | | | | 1-1 | 2/2 | 9 | 98 | 10.9 | 17 |

COREY DAVIS' NFL STATISTICS

REGULAR SEASON

| RECEIVING | | | | | | | | | | RUSHING | | | | |
|-------------------|-----------|-----------|----------|-----------|------------|-------------|-----------|----------|----------|----------|------------|----------|----------|--|
| Year | Team | GP | GS | No | Yds | Avg | Lg | TD | Att | Yds | Avg | Lg | TD | |
| 2017 | Tennessee | 11 | 9 | 34 | 375 | 11.0 | 37 | 0 | 0 | 0 | 0.0 | 0 | 0 | |
| NFL Totals | | 11 | 9 | 34 | 375 | 11.0 | 37 | 0 | 0 | 0 | 0.0 | 0 | 0 | |

PLAYOFFS

| RECEIVING | | | | | | | | | | RUSHING | | | | |
|-------------------|-----------|----------|----------|----------|-----------|-------------|-----------|----------|----------|----------|----------|----------|----------|--|
| Year | Team | GP | GS | No | Yds | Avg | Lg | TD | Att | Yds | Avg | Lg | TD | |
| 2017 | Tennessee | 2 | 2 | 9 | 98 | 10.9 | 17 | 2 | 0 | 0 | - | 0 | 0 | |
| NFL Totals | | 2 | 2 | 9 | 98 | 10.9 | 17 | 2 | 0 | 0 | - | 0 | 0 | |

Single-Game Highs

Receptions - **6** (Twice, last vs. L.A. Rams 12/24/17)
 Receiving Yards - **91** vs. L.A. Rams (12/24/17)
 Long Reception - **37** vs. L.A. Rams (12/24/17)
 Touchdowns -

Playoff Single-Game Highs

Receptions - **5** at New England (1/13/18)
 Receiving Yards - **63** at New England (1/13/18)
 Long Reception - **17** at New England (1/13/18)
 Touchdowns - **2** at New England (1/13/18)

Additional Career Statistics

Misc. Tackles - **1** (2017)



87 ERIC DECKER

WIDE RECEIVER • 6'3" • 214 LBS • COLLEGE: MINNESOTA

ACQUIRED: FREE AGENT - 2017 • NFL EXPERIENCE (NFL/TITANS): 8/1

HOMETOWN: COLD SPRING, MINN.

GAMES PLAYED/GAMES STARTED: 111/83 (PLAYOFFS: 7/6)



PRO: The Titans signed Eric Decker late in the 2017 offseason to bolster the wide receiving corps and provide experience and production both outside and in the slot. The 6-foot-3-inch, 214-pounder spent the first four seasons of his career as a member of the Denver Broncos after being drafted in the third round of the 2010 NFL Draft. Prior to joining the Titans, Decker spent three seasons with the N.Y. Jets. The University of Minnesota product has three 1,000-yard receiving seasons and three double-digit touchdown campaigns on his résumé. He also has a knack for finding the end zone having registered 52 career touchdowns through 2016. Decker enjoyed his greatest statistical success in 2013, when he posted career highs with 87 receptions for 1,288 yards to go along with 11 receiving scores.

CAREER HIGHLIGHTS:

- In his first seven NFL seasons (2010-16), appeared in 95 games with 75 starts and posted 385 receptions for 5,253 yards and 52 touchdowns.
- Since the start of 2012, Decker ranks tied for fifth in the NFL with 43 receiving touchdowns.
- Of his 41 touchdowns since 2012, 33 have come inside the red zone, the second most in the league behind only Brandon Marshall.
- Joined Calvin Johnson and Demaryius Thomas as one of just three players in the league to have produced at least 70 receptions, 900 receiving yards and five touchdowns in each of the seasons between 2013-16, despite averaging 33 fewer targets per season than the other two.
- In 2015, Decker finished with 80 receptions for 1,027 yards, his first 1,000-yard effort as a Jet and third in a span of four seasons, to go along with 12 touchdowns.
- In 2013, Decker started all 16 regular season games for the Broncos and set career highs with 87 receptions and 1,288 receiving yards, which ranked second on the team. Also finished third on the squad with 11 touchdowns.
- In 2012, Decker set then career-highs with 85 receptions, 1,064 receiving yards and 13 receiving touchdowns—ranking second in the NFL in the final category.
- In 2011, Decker led the Broncos in receptions (44) and receiving yards (612) in his first year as a starter for the Broncos while totaling the second most receiving touchdowns (8) in team history by a player in his first or second season.

TITANS TIDBITS:

- Decker and his wife, Jessie, are co-founders of the Decker's Dogs Foundation. Decker's Dogs aims to rescue, care and train service dogs for military veterans returning home with disabilities. For more information on the foundation, please visit ejdeckerfoundation.com.
- Eric and Jessie have teamed up with STOMP Out Bullying to educate students, teachers and parents about the dangers of bullying.
- Decker played outfield for the Minnesota Golden Gophers' baseball team and was drafted twice in the Major League Baseball Draft—by the Milwaukee Brewers in 2008 (38th round) and the Minnesota Twins in 2009 (27th round).
- Decker wears No. 87 for a couple reasons: He was the 87th overall player selected in the 2010 NFL Draft; and he was born in '87.

CAREER TRANSACTIONS:

- The Cold Spring, Minn., native was originally selected by the Denver Broncos in the third round (87th overall) of the 2010 NFL Draft.
- Signed by the New York Jets as an unrestricted free agent on March 13,

2014.

- Waived by the Jets on June 7, 2017.
- Signed by the Titans as a free agent on June 19, 2017.

SEASON RECAPS:

2017 (16/8, 2/1 - Tennessee): Played in all 16 games with eight starts at wide receiver in his first season with the Titans. Ranked second on the team with 54 receptions and third on the squad with 563 yards. Added one receiving touchdown. Played in both postseason contests with one start and notched eight receptions for 106 yards with a touchdown. Led or tied for the team lead in receptions four times in 2017 (vs. IND, vs. LAR, vs. JAX, at NE). Led or tied for the team lead in receiving yards four times in 2017 (at MIA, vs. IND, at ARZ, at NE). Saw action in his 100th career regular season game at Miami (10/8/17). Collected his 400th career reception at Miami (10/8/17).

- Against Oakland (9/10), started at wide receiver in his Titans debut and snared three catches for 10 yards.
- At Jacksonville (9/17), played as a reserve at wide receiver and snared three receptions for 32 yards. Returned an onside kick for 22 yards in the fourth quarter. Kept the Titans' opening scoring drive alive with a 10-yard grab on third-and-two in the first quarter.
- Against Seattle (9/24), saw action as a reserve at wide receiver and snagged four catches for 49 yards. Extended the Titans' opening scoring drive with a 17-yard grab on third-and-15 late in the first quarter.
- At Houston (10/1), started at wide receiver and registered two catches for 13 yards.
- At Miami (10/8), played as a reserve at wide receiver in his 100th career regular season game. Caught four passes and tied for the team lead with 34 receiving yards. On his third reception of the game, a seven-yard grab, recorded his 400th career reception becoming the 30th active NFL player to reach the mark.
- Against Indianapolis (10/16), started at wide receiver and led the team with seven receptions and 88 receiving yards. Helped set up the Titans' second score with a 27-yard catch in the first quarter. Converted a third-and-six with an eight-yard reception during a scoring drive in the third quarter.
- At Cleveland (10/22), started at wide receiver.
- Against Baltimore (11/5), played as a reserve at wide receiver and caught three passes for 21 yards with his first touchdown in a Titans uniform. Gave the Titans a 23-13 lead with an 11-yard touchdown catch on third-and-three in the fourth quarter.
- Against Cincinnati (11/12), saw action as a reserve at wide receiver and snared two receptions for 19 yards. Set up the Titans' late field goal just before the half with a nine-yard quick slant with two seconds left on the clock. Kept the Titans' game-winning touchdown drive alive by drawing a defensive holding penalty on third-and-five in the fourth quarter.
- At Pittsburgh (11/16), played as a reserve at wide receiver and grabbed three receptions for 37 yards.
- At Indianapolis (11/26), started at wide receiver and posted three receptions for 23 yards. Kept the Titans' opening drive alive with a 17-yard catch on third-and-six in the first quarter.
- Against Houston (12/3), started at wide receiver and notched three receptions for 27 yards.
- At Arizona (12/10), started at wide receiver and snared three catches for a team-best 56 receiving yards. Extended the Titans' touchdown drive with an 11-yard reception on third-and-nine in the second quarter.
- At San Francisco (12/17), started at wide receiver and caught five receptions for 63 yards. Extended the Titans' scoring drive in the third quarter with a 12-yard grab on third-and-10.

- Against Los Angeles Rams (12/24), played as a reserve at wide receiver and tied for the team lead with six receptions for 73 receiving yards.
- Against Jacksonville (12/31), played as a reserve at wide receiver and tied for the team lead with three catches for 18 yards. Extended the Titans' touchdown drive with a five-yard catch on third-and-five late in the first quarter. Kept the Titans' third-quarter scoring drive alive with an eight-yard reception on third-and-five.
- At Kansas City (1/6), played as a reserve at wide receiver and caught two passes for 21 yards, including a touchdown. Gave the Titans a 22-21 lead with a 22-yard touchdown catch in the end zone with 6:06 remaining in the game.
- At New England (1/13), started at wide receiver and led the team with six receptions and 85 receiving yards. Kept the Titans' final touchdown drive alive with two key third-down conversions: a 12-yard reception on third-and-four and a 22-yard catch on third-and-10.

2016 (3/3 - N.Y. Jets): Started three games at wide receiver and caught nine passes for 194 yards with two touchdowns. Was inactive for two games before being placed on injured reserve on Oct. 12, 2016.

- Against Cincinnati (9/11), started in season opener where he recorded two receptions for 37 yards, including a 15-yard touchdown grab.
- At Buffalo (9/15), brought in six receptions for a game-high 126 yards, including one touchdown.

2015 (15/13 - N.Y. Jets): Saw action in 15 games with 13 starts as he registered his first 1,000-yard receiving season as a member of the Jets. Collected 80 receptions for 1,027 yards and 12 touchdowns. Was inactive for one contest. Combined with Brandon Marshall to set a new Jets record for touchdown receptions among the team's top wide receivers in a single season (26), as the pair also led all NFL wide receiver duos in receptions (189), while finishing second in combined yards (2,529). The Decker/Marshall combo each scored a touchdown in the same game nine times, besting the NFL mark of seven set in 1998 by Vikings receivers Cris Carter and Randy Moss.

- At Indianapolis (9/21), before exiting the game with an injury in the fourth quarter, snagged eight passes for 97 yards. Caught his second touchdown of the season on a six-yard strike to open the scoring.
- At New England (10/25), reeled in five receptions on third down, four of which resulted in first downs, while totaling his third-highest yardage output of the season with 94 yards.
- At Oakland (11/1), caught six passes for 60 yards while also hauling in a touchdown reception in the third quarter from Geno Smith.
- Against Jacksonville (11/8), led the team with six receptions for 79 yards while adding a touchdown on a seven-yard catch to take an early lead in the first quarter.
- Against Buffalo (11/12), led all receivers in receptions (six) and receiving yards (85), adding a 31-yard touchdown (his longest of the season) midway through the fourth quarter.
- At N.Y. Giants (12/6), logged his first 100-yard performance of the season after catching eight passes for 101 yards. Along with Brandon Marshall (12 receptions for 131 yards), the pair became the first tandem in Jets history to each surpass 100 receiving yards in a road win since 1986.
- Against Tennessee (12/13), scored on a 16-yard pass in the first quarter of the game, giving the Jets a 7-0 lead.

2014 (15/15 - N.Y. Jets): Started 15 games and led the team with 74 receptions, 962 receiving yards and five touchdowns (five). His catches and receiving yards were the most by a Jets receiver since 2007.

- Against Oakland (9/7), in his first game with the Jets, he was targeted a team-high six times and made five receptions. Posted a game-high 74 receiving yards.
- At Green Bay (9/14), caught his first touchdown as a member of the Jets on a 29-yard pass from Geno Smith.
- Against Denver (10/12), notched six receptions, including a two-yard touchdown toss from Geno Smith.
- At Kansas City (11/2), hauled in a season-high nine receptions for 63 yards and his fourth touchdown of the season.
- At Tennessee (12/15), caught seven passes for 100 yards, marking the first time he reached the century mark in 2014.
- At Miami (12/28), tallied 10 receptions for a career-high 221 yards. Caught a career-long 74-yard touchdown from Geno Smith. His 221 yards are the second highest single-game total in team history behind Don Maynard's 228 yards (11/17/68 at OAK).

2013 (16/16, 3/3 - Denver): Started all 16 regular season games and set

career highs in 87 receptions and 1,288 receiving yards, which ranked second on the team. Finished third on the team with 11 touchdowns. Started all three playoff games and registered eight receptions for 111 yards.

- Against Oakland (9/15), finished with eight catches for 133 yards. Had a then career-long reception of 61 yards and also finished with one touchdown.
- At Indianapolis (10/20), set a then career high in receiving yards with 150 and had one touchdown.
- At Kansas City (12/1), notched four touchdowns on eight catches, which set a Broncos franchise record. Also tallied a then career-best 174 yards.
- Against Tennessee (12/8), collected at least 100 receiving yards in consecutive games for the first time in his career with 117 yards and one touchdown.
- At Houston (12/22), posted a career-high 10 receptions for 131 yards and two touchdowns.
- Against New England (1/19), posted five receptions for 73 yards.

2012 (16/15, 1/1 - Denver): Played all 16 regular season games with 15 starts and set then career-highs with 85 receptions, 1,064 receiving yards and 13 receiving touchdowns—ranking second in the NFL in the final category. Started the lone playoff contest and tallied six receptions for 84 yards.

- Against Houston (9/23), set a career high with 136 receiving yards on eight catches.
- At Cincinnati (11/4), matched career highs with eight receptions and two touchdown catches to mark his fifth-straight game with at least one touchdown.
- Against San Diego (11/18), caught his 100th career pass and took it 20 yards for his eighth touchdown of the season during the third quarter, becoming just the third player in team history with at least eight touchdown catches in back-to-back seasons.
- At Baltimore (12/16), matched his career high with eight catches and produced a game-high 133 receiving yards—the second highest total of his career.
- Against Kansas City (12/30), posted his sixth career multiple-touchdown game and topped the 1,000-yard mark for the first season of his career.
- Against Baltimore (1/12), tied for a team-high six catches and led Denver with 84 yards in Denver's AFC Divisional Playoff Game.

2011 (16/13, 1/1 - Denver): Played in all 16 games with 13 starts in the regular season and led the Broncos with 44 receptions for 612 yards with eight touchdowns. Added six punt returns for 133 yards, including a 90-yard touchdown, and returned two kickoffs for 50 yards. Totaled the second most receiving touchdowns (8) by a Bronco in his first or second season.

- Against Oakland (9/12), registered the third-longest punt return for a touchdown (90 yards) in franchise history in the season opener despite never returning a punt at any level entering the game.
- Against Cincinnati (9/18), totaled five receptions for 133 yards and two touchdowns in his first career start.
- Against Pittsburgh (1/8), started Denver's AFC Wild Card Playoff Game but left the game and missed the rest of the postseason with a knee injury.

2010 (14/0 - Denver): Played 14 games as a rookie and totaled six receptions for 106 yards with one touchdown. Led the club with 22 kickoff returns for 556 yards, with his 25.3-yard average ranking third in the NFL among rookies. Tied for third on the team with nine special teams stops.

- Against St. Louis (11/28), recorded his first two NFL receptions, including a season-long 38-yard catch in the fourth quarter.
- At Arizona (12/12), set a franchise record with 211 yards on seven kickoff returns (30.1 avg.).
- Against San Diego (1/2), caught his first career touchdown pass on a six-yard reception from quarterback Tim Tebow in the regular-season finale.

COLLEGE:

- Was a two-sport athlete (football and baseball) at the University of Minnesota, where he played in 45 career games with 35 starts and totaled 227 receptions for 3,119 yards (13.7 avg.) with 24 touchdowns. Totaled 11 career 100-yard receiving games.
- As a senior (2009), led the Big Ten Conference and finished 15th in the nation with 94.8 receiving yards per game, earning second-team Lowe's Senior CLASS All-America honors.

- As a junior (2008), set a school record with 84 receptions for 1,074 yards (12.8 avg.) with seven touchdowns, while receiving honorable mention All-America accolades and first-team All-Big Ten recognition.
- Graduated with a degree in business and marketing from Minnesota.

PERSONAL:

- Attended Rocori (Cold Spring, Minn.) High School where he played football, basketball and baseball, earning all-conference, all-area and all-section honors in all three sports.
- Named Team MVP twice for football, recording 2,156 receiving yards with 28 touchdowns during his prep career.
- Follow Decker on Twitter at @EricDecker87.
- Follow Decker on Instagram at @edeck87.
- Born Eric Thomas Decker on March 15, 1987 in Cold Spring, Minn.

ERIC DECKER'S GAME-BY-GAME

| 2010 Denver Broncos | | | | | RECEIVING | | | | |
|---------------------|-------|-------------|-------------|----------|------------|-------------|-----------|----------|--|
| Date | Opp. | W/L | P/S | No | Yds | Avg | Lg | TD | |
| Sept 12 | @ Jax | L | p | 0 | 0 | - | 0 | 0 | |
| Sept 19 | Sea | W | p | 0 | 0 | - | 0 | 0 | |
| Sept 26 | Ind | L | IA | | | | | | |
| Oct 3 | @ Ten | W | p | 0 | 0 | - | 0 | 0 | |
| Oct 10 | @ Bal | L | IA | | | | | | |
| Oct 17 | NYJ | L | p | 0 | 0 | - | 0 | 0 | |
| Oct 24 | Oak | L | p | 0 | 0 | - | 0 | 0 | |
| Oct 31 | @ SF | L | p | 0 | 0 | - | 0 | 0 | |
| Nov 14 | KC | W | p | 0 | 0 | - | 0 | 0 | |
| Nov 22 | @ SD | L | p | 0 | 0 | - | 0 | 0 | |
| Nov 28 | StL | L | p | 2 | 48 | 24.0 | 38 | 0 | |
| Dec 5 | @ KC | L | p | 1 | 28 | 28.0 | 28 | 0 | |
| Dec 12 | @ Ari | L | p | 1 | 8 | 8.0 | 8 | 0 | |
| Dec 19 | @ Oak | L | p | 0 | 0 | - | 0 | 0 | |
| Dec 26 | Hou | W | p | 0 | 0 | - | 0 | 0 | |
| Jan 2 | SD | L | p | 2 | 22 | 11.0 | 16 | 1 | |
| Totals | | 4-12 | 14/0 | 6 | 106 | 17.7 | 38 | 1 | |

| 2011 Denver Broncos | | | | | RECEIVING | | | | |
|---------------------|-------|------------|--------------|-----------|------------|-------------|------------|----------|--|
| Date | Opp. | W/L | P/S | No | Yds | Avg | Lg | TD | |
| Sept 12 | Oak | L | p | 3 | 53 | 17.7 | 23 | 0 | |
| Sept 18 | Cin | W | S | 5 | 113 | 22.6 | 52t | 2 | |
| Sept 25 | @ Ten | L | S | 7 | 48 | 6.9 | 10 | 0 | |
| Oct 2 | @ GB | L | p | 5 | 56 | 11.2 | 33t | 2 | |
| Oct 9 | SD | L | p | 2 | -4 | -2.0 | 0 | 0 | |
| Oct 23 | @ Mia | W | S | 2 | 21 | 10.5 | 16 | 0 | |
| Oct 30 | Det | L | S | 6 | 72 | 12.0 | 16 | 1 | |
| Nov 6 | @ Oak | W | S | 3 | 47 | 15.7 | 27t | 1 | |
| Nov 13 | @ KC | W | S | 1 | 56 | 56.0 | 56t | 1 | |
| Nov 17 | NYJ | W | S | 0 | 0 | - | 0 | 0 | |
| Nov 27 | @ SD | W | S | 3 | 65 | 21.7 | 39 | 1 | |
| Dec 4 | @ Min | W | S | 2 | 25 | 12.5 | 17 | 0 | |
| Dec 11 | Chi | W | S | 3 | 33 | 11.0 | 23 | 0 | |
| Dec 18 | NE | L | S | 1 | 22 | 22.0 | 22 | 0 | |
| Dec 24 | @ Buf | L | S | 0 | 0 | - | - | 0 | |
| Jan 1 | KC | L | S | 1 | 5 | 5.0 | 5 | 0 | |
| Totals | | 8-8 | 16/13 | 44 | 612 | 13.9 | 56t | 8 | |
| Playoffs | | | | | | | | | |
| Jan 8 | Pit | W | S | 0 | 0 | - | 0 | 0 | |
| Totals | | 0-1 | 1/1 | 0 | 0 | - | 0 | 0 | |

| 2012 Denver Broncos | | | | | RECEIVING | | | | |
|---------------------|-------|-----|-----|----|-----------|------|-----|----|--|
| Date | Opp. | W/L | P/S | No | Yds | Avg | Lg | TD | |
| Sept 9 | Pit | W | S | 5 | 54 | 10.8 | 17 | 0 | |
| Sept 17 | @ Atl | L | S | 4 | 53 | 13.3 | 18 | 0 | |
| Sept 23 | Hou | L | S | 7 | 79 | 11.3 | 19 | 1 | |
| Sept 30 | Oak | W | S | 7 | 79 | 11.3 | 19 | 1 | |
| Oct 7 | @ NE | L | S | 4 | 21 | 5.3 | 12 | 1 | |
| Oct 15 | @ SD | W | p | 6 | 98 | 16.3 | 55 | 1 | |
| Oct 28 | NO | W | S | 4 | 43 | 10.8 | 23 | 2 | |
| Nov 4 | @ Cin | W | S | 8 | 99 | 12.4 | 30 | 2 | |
| Nov 11 | @ Car | W | S | 2 | 15 | 7.5 | 13 | 0 | |
| Nov 18 | SD | W | S | 2 | 23 | 11.5 | 20t | 1 | |

| | | | | | | | | | |
|-----------------|-------|-------------|--------------|-----------|--------------|-------------|-----------|-----------|--|
| Nov 25 | @ KC | W | S | 4 | 64 | 16.0 | 29 | 0 | |
| Dec 2 | TB | W | S | 2 | 17 | 8.5 | 12 | 0 | |
| Dec 6 | @ Oak | W | S | 8 | 88 | 11.0 | 29 | 0 | |
| Dec 16 | @ Bal | W | S | 8 | 133 | 16.6 | 51t | 1 | |
| Dec 23 | Cle | W | S | 6 | 65 | 10.8 | 15 | 2 | |
| Dec 30 | KC | W | S | 7 | 76 | 10.9 | 16t | 2 | |
| Totals | | 13-3 | 16/15 | 85 | 1,064 | 12.5 | 55 | 13 | |
| Playoffs | | | | | | | | | |
| Jan 12 | Bal | L | S | 6 | 84 | 14.0 | 32 | 0 | |
| Totals | | 0-1 | 1/1 | 6 | 84 | 14.0 | 32 | 0 | |

| 2013 Denver Broncos | | | | | RECEIVING | | | | |
|---------------------|-------|-------------|--------------|-----------|--------------|-------------|-----------|-----------|--|
| Date | Opp. | W/L | P/S | No | Yds | Avg | Lg | TD | |
| Sept 5 | Bal | W | S | 2 | 32 | 16.0 | 27 | 0 | |
| Sept 15 | @ NYG | W | S | 9 | 87 | 9.7 | 19 | 0 | |
| Sept 23 | Oak | W | S | 8 | 133 | 16.6 | 61 | 1 | |
| Sept 29 | Phi | W | S | 5 | 88 | 17.6 | 52 | 0 | |
| Oct 6 | @ Dal | W | S | 5 | 87 | 17.4 | 57 | 1 | |
| Oct 13 | Jax | W | S | 5 | 50 | 10.0 | 23 | 0 | |
| Oct 20 | @ Ind | L | S | 8 | 150 | 18.8 | 49 | 1 | |
| Oct 27 | Was | W | S | 4 | 42 | 10.5 | 19 | 0 | |
| Nov 10 | @ SD | W | S | 3 | 52 | 17.3 | 34 | 0 | |
| Nov 17 | KC | W | S | 5 | 71 | 14.2 | 33 | 0 | |
| Nov 24 | @ NE | L | S | 1 | 5 | 5.0 | 5 | 0 | |
| Dec 1 | @ KC | W | S | 8 | 174 | 21.8 | 42 | 4 | |
| Dec 8 | Ten | W | S | 8 | 117 | 14.6 | 24 | 1 | |
| Dec 12 | SD | L | S | 2 | 42 | 21.0 | 21 | 0 | |
| Dec 22 | @ Hou | W | S | 10 | 131 | 13.1 | 35 | 2 | |
| Dec 29 | @ Oak | W | S | 4 | 27 | 6.8 | 12 | 1 | |
| Totals | | 13-3 | 16/16 | 87 | 1,288 | 14.8 | 61 | 11 | |
| Playoffs | | | | | | | | | |
| Jan 12 | SD | W | S | 2 | 32 | 16.0 | 19 | 0 | |
| Jan 19 | NE | W | S | 5 | 73 | 14.6 | 21 | 0 | |
| Feb 2 | Sea | L | S | 1 | 6 | 6.0 | 6 | 0 | |
| Totals | | 1-1 | 3/3 | 8 | 111 | 13.9 | 21 | 0 | |

| 2014 New York Jets | | | | | RECEIVING | | | | |
|--------------------|-------|-------------|--------------|-----------|------------|-------------|------------|----------|--|
| Date | Opp. | W/L | P/S | No | Yds | Avg | Lg | TD | |
| Sept 7 | Oak | W | S | 5 | 74 | 14.8 | 24 | 0 | |
| Sept 14 | @ GB | L | S | 4 | 63 | 15.8 | 29t | 1 | |
| Sept 22 | Chi | L | S | 1 | 19 | 19.0 | 19 | 0 | |
| Sept 28 | Det | L | S | 4 | 48 | 12.0 | 18 | 1 | |
| Oct 5 | SD | L | IA | | | | | | |
| Oct 12 | Den | L | S | 6 | 54 | 9.0 | 15 | 1 | |
| Oct 16 | @ NE | L | S | 4 | 65 | 16.3 | 24 | 0 | |
| Oct 26 | Buf | L | S | 7 | 40 | 5.7 | 11 | 0 | |
| Nov 2 | @ KC | L | S | 9 | 63 | 7.0 | 15 | 1 | |
| Nov 9 | Pit | W | S | 3 | 24 | 8.0 | 14 | 0 | |
| Nov 24 | @ Buf | L | S | 4 | 63 | 15.8 | 34 | 0 | |
| Dec 1 | Mia | L | S | 2 | 18 | 9.0 | 11 | 0 | |
| Dec 7 | @ Min | L | S | 6 | 89 | 14.8 | 29 | 0 | |
| Dec 14 | @ Ten | W | S | 7 | 100 | 14.3 | 48 | 0 | |
| Dec 21 | NE | L | S | 2 | 21 | 10.5 | 13 | 0 | |
| Dec 28 | @ Mia | W | S | 10 | 221 | 22.1 | 74t | 1 | |
| Totals | | 4-12 | 15/15 | 74 | 962 | 13.0 | 74t | 5 | |

ERIC DECKER'S GAME-BY-GAME CONT.

2015 New York Jets

| | | RECEIVING | | | | | | |
|---------------|-------|-------------|--------------|-----------|--------------|-------------|-----------|-----------|
| Date | Opp. | W/L | P/S | No | Yds | Avg | Lg | TD |
| Sept 13 | Cle | W | S | 2 | 37 | 18.5 | 22 | 1 |
| Sept 21 | @ Ind | W | S | 8 | 97 | 12.1 | 20 | 1 |
| Sept 27 | Phi | L | IA | | | | | |
| Oct 4 | @ Mia | W | p | 4 | 46 | 11.5 | 26 | 1 |
| Oct 18 | Was | W | S | 4 | 59 | 14.8 | 35 | 1 |
| Oct 25 | @ NE | L | S | 6 | 94 | 15.7 | 24 | 0 |
| Nov 1 | @ Oak | L | S | 6 | 60 | 10.0 | 21 | 1 |
| Nov 8 | Jax | W | p | 6 | 79 | 13.2 | 25 | 1 |
| Nov 12 | Buf | L | S | 6 | 85 | 14.2 | 31t | 1 |
| Nov 22 | @ Hou | L | S | 4 | 81 | 20.3 | 25 | 0 |
| Nov 29 | Mia | W | S | 5 | 62 | 12.4 | 24 | 1 |
| Dec 6 | @ NYG | W | S | 8 | 101 | 12.6 | 17 | 0 |
| Dec 13 | Ten | W | S | 7 | 74 | 10.6 | 20 | 1 |
| Dec 19 | @ Dal | W | S | 6 | 55 | 9.2 | 13 | 1 |
| Dec 27 | NE | W | S | 3 | 47 | 15.7 | 25 | 1 |
| Jan 3 | @ Buf | L | S | 5 | 50 | 10.0 | 21t | 1 |
| Totals | | 10-6 | 15/13 | 80 | 1,027 | 12.8 | 35 | 12 |

2016 New York Jets

| | | RECEIVING | | | | | | |
|---------------|-------|-------------|------------|--|------------|-------------|-----------|----------|
| Date | Opp. | W/L | P/S | No | Yds | Avg | Lg | TD |
| Sept 11 | Cin | L | S | 2 | 37 | 18.5 | 22 | 1 |
| Sept 15 | @ Buf | W | S | 6 | 126 | 21.0 | 35 | 1 |
| Sept 25 | @ KC | L | S | 1 | 31 | 31.0 | 31 | 0 |
| Oct 2 | Sea | L | IA | | | | | |
| Oct 9 | @ Pit | L | IA | | | | | |
| Oct 17 | @ Ari | | | Placed on injured reserve on Oct. 12, 2016 | | | | |
| Totals | | 5-11 | 3/3 | 9 | 194 | 21.6 | 35 | 2 |

2017 Tennessee Titans

| | | RECEIVING | | | | | | |
|-----------------|-------|------------|-------------|-----------|------------|-------------|------------|----------|
| Date | Opp. | W/L | P/S | No | Yds | Avg | Lg | TD |
| Sept 10 | Oak | L | S | 3 | 10 | 3.3 | 8 | 0 |
| Sept 17 | @ Jax | W | p | 3 | 32 | 10.7 | 16 | 0 |
| Sept 24 | Sea | W | p | 4 | 49 | 12.3 | 17 | 0 |
| Oct 1 | @ Hou | L | S | 2 | 13 | 6.5 | 7 | 0 |
| Oct 8 | @ Mia | L | p | 4 | 34 | 8.5 | 14 | 0 |
| Oct 16 | Ind | W | S | 7 | 88 | 12.6 | 27 | 0 |
| Oct 22 | @ Cle | W | S | 0 | 0 | - | 0 | 0 |
| Nov 5 | Bal | W | p | 3 | 21 | 7.0 | 11t | 1 |
| Nov 12 | Cin | W | p | 2 | 19 | 9.5 | 10 | 0 |
| Nov 16 | @ Pit | L | p | 3 | 37 | 12.3 | 24 | 0 |
| Nov 26 | @ Ind | W | S | 3 | 23 | 7.7 | 17 | 0 |
| Dec 3 | Hou | W | S | 3 | 27 | 9.0 | 12 | 0 |
| Dec 10 | @ Ari | L | S | 3 | 56 | 18.7 | 29 | 0 |
| Dec 17 | @ SF | L | S | 5 | 63 | 12.6 | 17 | 0 |
| Dec 24 | LAR | L | p | 6 | 73 | 12.2 | 25 | 0 |
| Dec 31 | Jax | W | p | 3 | 18 | 6.0 | 8 | 0 |
| Totals | | 9-7 | 16/8 | 54 | 563 | 10.4 | 29 | 1 |
| Playoffs | | | | | | | | |
| Jan 6 | @ KC | W | p | 2 | 21 | 10.5 | 22t | 1 |
| Jan 13 | @ NE | L | S | 6 | 85 | 14.2 | 22 | 0 |
| Totals | | 1-1 | 2/1 | 8 | 106 | 13.3 | 22t | 1 |

ERIC DECKER'S NFL STATISTICS

REGULAR SEASON

| Year | Team | RECEIVING | | | | | | | RUSHING | | | | |
|------------|---------------|-----------|----|-----|-------|------|-----|----|---------|-----|-----|----|----|
| | | GP | GS | No | Yds | Avg | Lg | TD | Att | Yds | Avg | Lg | TD |
| 2010 | Denver | 14 | 0 | 6 | 106 | 17.7 | 38 | 1 | 0 | 0 | - | 0 | 0 |
| 2011 | Denver | 16 | 13 | 44 | 612 | 13.9 | 56t | 8 | 1 | 1 | 1.0 | 1 | 0 |
| 2012 | Denver | 16 | 15 | 85 | 1,064 | 12.5 | 55 | 13 | 0 | 0 | - | 0 | 0 |
| 2013 | Denver | 16 | 16 | 87 | 1,288 | 14.8 | 61 | 11 | 0 | 0 | - | 0 | 0 |
| 2014 | New York Jets | 15 | 15 | 74 | 962 | 13.0 | 74t | 5 | 0 | 0 | - | 0 | 0 |
| 2015 | New York Jets | 15 | 13 | 80 | 1,027 | 12.8 | 35 | 12 | 0 | 0 | - | 0 | 0 |
| 2016 | New York Jets | 3 | 3 | 9 | 194 | 21.6 | 35 | 2 | 0 | 0 | - | 0 | 0 |
| 2017 | Tennessee | 16 | 8 | 54 | 563 | 10.4 | 29 | 1 | 0 | 0 | - | 0 | 0 |
| NFL Totals | | 111 | 83 | 439 | 5,816 | 13.2 | 74t | 53 | 1 | 1 | 1.0 | 1 | 0 |

PUNT RETURNS

| Year | Team | PUNT RETURNS | | | | | | KICKOFF RETURNS | | | | |
|------------|---------------|--------------|----|-----|------|-----|----|-----------------|-----|------|----|----|
| | | No | FC | Yds | Avg | Lg | TD | No | Yds | Avg | Lg | TD |
| 2010 | Denver | 0 | 0 | 0 | - | 0 | 0 | 22 | 556 | 25.3 | 51 | 0 |
| 2011 | Denver | 6 | 1 | 133 | 22.2 | 90t | 1 | 2 | 50 | 25.0 | 34 | 0 |
| 2012 | Denver | 2 | 0 | 22 | 11.0 | 13 | 0 | 0 | 0 | - | 0 | 0 |
| 2013 | Denver | 1 | 2 | 2 | 2.0 | 2 | 0 | 0 | 0 | - | 0 | 0 |
| 2015 | New York Jets | 1 | 3 | 11 | 11.0 | 11 | 0 | 0 | 0 | - | 0 | 0 |
| 2017 | Tennessee | 0 | 0 | 0 | - | 0 | 0 | 1 | 22 | 22.0 | 22 | 0 |
| NFL Totals | | 10 | 6 | 168 | 16.8 | 90t | 1 | 25 | 628 | 25.1 | 51 | 0 |

PLAYOFFS

| Year | Team | RECEIVING | | | | | | | RUSHING | | | | |
|------------|-----------|-----------|----|----|-----|------|-----|----|---------|-----|-----|----|----|
| | | GP | GS | No | Yds | Avg | Lg | TD | Att | Yds | Avg | Lg | TD |
| 2011 | Denver | 1 | 1 | 0 | 0 | - | 0 | 0 | 1 | 9 | 9.0 | 9 | 0 |
| 2012 | Denver | 1 | 1 | 6 | 84 | 14.0 | 32 | 0 | 0 | 0 | - | 0 | 0 |
| 2013 | Denver | 3 | 3 | 8 | 111 | 13.9 | 21 | 0 | 0 | 0 | - | 0 | 0 |
| 2017 | Tennessee | 2 | 1 | 8 | 106 | 13.3 | 22t | 1 | 0 | 0 | - | 0 | 0 |
| NFL Totals | | 7 | 6 | 22 | 301 | 13.7 | 32 | 1 | 1 | 9 | 9.0 | 9 | 0 |

PUNT RETURNS

| Year | Team | PUNT RETURNS | | | | | | KICKOFF RETURNS | | | | |
|------------|--------|--------------|----|-----|------|----|----|-----------------|-----|-----|----|----|
| | | No | FC | Yds | Avg | Lg | TD | No | Yds | Avg | Lg | TD |
| 2013 | Denver | 4 | 1 | 75 | 18.8 | 47 | 0 | 0 | 0 | - | 0 | 0 |
| NFL Totals | | 4 | 1 | 75 | 18.8 | 47 | 0 | 0 | 0 | - | 0 | 0 |

Single-Game Highs

Receptions - 10 (Twice, last at Miami 12/28/14)
 Receiving Yards - 221 at Miami (12/28/14)
 Long Reception - 74t at Miami (12/28/14)
 Receiving Touchdowns - 4 at Kansas City (12/1/13)
 Rushing Attempts - 1 at Green Bay (10/2/11)
 Rushing Yards - 1 at Green Bay (10/2/11)
 Long Rush - 1 at Green Bay (10/2/11)

Punt Returns - 5 vs. Oakland (9/12/11)
 Punt Return Yards - 128 vs. Oakland (9/12/11)
 Punt Return Long - 90t vs. Oakland (9/12/11)
 Punt Return Touchdown - 1 vs. Oakland (9/12/11)
 Kickoff Returns - 7 (Twice, last at Oakland 12/19/10)
 Kickoff Return Yards - 211 at Arizona (12/12/10)
 Kickoff Return Long - 51 at Arizona (12/12/10)

Playoff Single-Game Highs

Receptions - **6 (Twice, last at New England 1/13/18)**
 Receiving Yards - **85 at New England (1/13/18)**
 Long Reception - 32 vs. Baltimore (1/12/13)
 Touchdown - **1 at Kansas City (1/6/18)**
 Rushing Attempts - 1 vs. Pittsburgh (1/8/12)
 Rushing Yards - 9 vs. Pittsburgh (1/8/12)
 Long Rush - 9 vs. Pittsburgh (1/8/12)

Additional Statistics

Fumble Recovery - 1 vs. Jacksonville (10/13/13)
 Pass Attempt - **1 at Pittsburgh (11/16/17)**



92 KEVIN DODD

OUTSIDE LINEBACKER • 6'5" • 277 LBS • COLLEGE: CLEMSON
ACQUIRED: 2ND ROUND - 2016 • NFL EXPERIENCE (NFL/TITANS): 2/2
HOMETOWN: GREENVILLE, S.C.
GAMES PLAYED/GAMES STARTED: 18/1 (PLAYOFFS: 2/0)



PRO: The Titans selected Kevin Dodd in the second round of the 2016 NFL Draft. The 6-foot-5-inch, 277-pounder transitioned to a 3-4 outside linebacker with the Titans after playing defensive end at Clemson. He appeared in nine games with one start as a rookie. In college, Dodd played behind pro talent in his first three seasons before bursting on the scene as a redshirt junior in 2015. In his final collegiate campaign the Greenville, S.C., native tallied 12 sacks and 23.5 stops for loss.

CAREER HIGHLIGHTS:

- Dodd appeared in nine games as a rookie in 2016, tallying his first career start and first career sack at Detroit on Sept. 18.
- Dodd enjoyed a stellar junior campaign at Clemson when he started all 15 games, ranked second in the nation with 23.5 tackles for loss and finished in the top 10 nationally with 12 sacks.
- Dodd had a spectacular showing in the National Championship Game against Alabama when he produced a career-high five tackles for loss and three sacks, both of which set Clemson single-game postseason records.

TITANS TIDBITS:

- Dodd attended the first round of the 2016 NFL Draft in Chicago. After not being selected he returned home, and when the second round started he got the call from the Titans on a car ride to dinner with friends. Dodd states not being selected in the first round will serve as motivation during his career.
- Dodd says that his grandmother Mamae Charles served as an inspiration in his life and her guidance in the early years helped him reach his football dreams. She passed away when he was in sixth grade and to this day he plays to honor her life.

CAREER TRANSACTIONS:

- The Greenville, S.C., native was selected by the Titans in the second round (33rd overall) of the 2016 NFL Draft.

SEASON RECAPS:

2017 (9/0, 2/0): Played in nine games as a reserve outside linebacker and posted a career-high 11 tackles, two quarterback pressures and a stop for loss. Was inactive for six games. Saw action as a reserve in his first two career postseason contests.

- Against Oakland (9/10), was inactive.
- At Jacksonville (9/17), was inactive.
- Against Seattle (9/24), played as a reserve at outside linebacker and notched a tackle.
- At Houston (10/1), was inactive.
- At Miami (10/8), was inactive.
- Against Indianapolis (10/16), was inactive.
- At Cleveland (10/22), was inactive.
- Against Baltimore (11/5), saw action as a reserve at outside linebacker.
- Against Cincinnati (11/12), played limited snaps as a reserve at outside linebacker.
- At Pittsburgh (11/16), was inactive.
- At Indianapolis (11/26), saw action as a reserve at outside linebacker and registered a tackle and a quarterback pressure. Teamed with Avery Williamson to stuff Frank Gore for no gain on a rush up the middle in the second quarter.
- Against Houston (12/3), played as a reserve at outside linebacker and produced a tackle. Stuffed Lamar Miller for no gain on a rush off right tackle in the third quarter.
- At Arizona (12/10), saw action as a reserve at outside linebacker and

tallied three tackles.

- At San Francisco (12/17), played as a reserve at outside linebacker and posted four tackles, including a stop for loss. Combined with Jurrell Casey to stuff Carlos Hyde for a three-yard loss on a rush up the middle in the second quarter. Teamed with Austin Johnson to stop Hyde for no gain on a rush off right tackle in the second stanza.
- Against Los Angeles Rams (12/24), saw action as a reserve at outside linebacker and notched a tackle and a quarterback pressure.
- Against Jacksonville (12/31), played limited snaps as a reserve at outside linebacker.
- At Kansas City (1/6), saw limited action as a reserve at outside linebacker and on special teams in his first career postseason game.
- At New England (1/13), played as a reserve on the defensive front.

2016 (9/1): Played in nine games with one start at outside linebacker as a rookie and registered nine tackles, a sack, four quarterback pressures and a stop for loss. Was inactive for three contests. Placed on injured reserve on Dec. 6, 2016. Tied for the team lead in quarterback pressures once in 2016 (at DET). Appeared in his first career NFL game against Minnesota (9/11/16). Made his first career NFL start and notched his first career sack at Detroit (9/18/16).

- Against Minnesota (9/11), made his NFL debut as a reserve outside linebacker.
- At Detroit (9/18), made his first career NFL start at outside linebacker and posted six tackles, including his first career sack, a team-high four quarterback pressures and a stop for loss. Collected his first career sack by dropping Matthew Stafford for a six-yard loss on the final play of the first half.
- Against Cleveland (10/16), played as a reserve at outside linebacker and notched a tackle.
- At San Diego (11/6), played as a reserve at outside linebacker and tallied a tackle.
- Against Green Bay (11/13), saw action as a reserve at outside linebacker and notched a tackle.

COLLEGE:

- Played parts of four seasons at Clemson and blossomed into one of the nation's top pass rushers in 2015. Notched 107 tackles, 26.5 tackles for loss and 12 sacks over 39 career games. Declared early for the 2016 NFL Draft following the National Championship Game against Alabama.
- As a redshirt junior (2015), named honorable mention All-ACC by the media after starting all 15 games and registering 86 tackles, 23.5 for loss and 12 sacks. Also added 13 quarterback pressures and ranked second nationally in tackles for loss to teammate Shaq Lawson. Ranked in the national top 10 in sacks.
- Against Notre Dame (10/3), named ACC Defensive Lineman of the Week after compiling 3.5 tackles for loss and two sacks in win over Fighting Irish.
- Against Alabama (1/11), had a career-high five tackles for loss and three sacks, both of which set Clemson single-game postseason records, in the National Championship Game.
- As a redshirt sophomore (2014), played in 12 games as a reserve and tallied eight tackles, 2.5 tackles for loss and three quarterback pressures.
- As a sophomore (2013), saw action in four games and notched seven tackles, a half tackle for loss and one quarterback pressure. Suffered a season-ending injury in the fourth game and received a medical redshirt.
- As a freshman (2012), played in eight games as a reserve and collected six tackles.
- Majored in sociology at Clemson.

PERSONAL:

- Single, splits time between Nashville and Greenville, S.C.
- Spent the 2011 season at Hargrave Military Academy.
- Attended Riverside High School and was named No. 14 player in South Carolina by Rivals.com and No. 27 player in South Carolina by SuperPrep.
- Played in the South Carolina North-South High School All-Star game and had five tackles, two sacks, a caused fumble and recovered fumble.
- As a senior, was an all-region and all-county selection after producing 78 tackles, 22 tackles for loss, nine sacks, three caused fumbles, one recovered fumble and four pass breakups.
- Named Riverside High School Field Athlete of the Year and was voted as a team captain as a senior. Set school records in the shot (49' 1") and discus (128' 6.5").
- Was a county champion in the shotput, runner-up in the discus and named Greenville County Field Athlete of the Year. Was a region champion in the shot and discus and was a state qualifier in the shotput.

- Follow Dodd on at Twitter: @kdodd98.
- Follow Dodd on at @kdodd_98.
- Born Kevin Tyrell Dodd on July 14, 1992 in Greenville, S.C.

KEVIN DODD'S GAME-BY-GAME

2016 Tennessee Titans

| Date | Opp | W/L | P/S | Tot | Solo | Asst | Sk | - Yds | QBP | TFL | Int | - Yds | -TD | PD | FF | FR | - Yds | SpT |
|---------|-------|-----|-----|-----|------|------|-----|-------|-----|-----|-----|-------|-----|----|----|----|-------|-----|
| Sept 11 | Min | L | p | 0 | 0 | 0 | 0.0 | 0.0 | 0 | 0 | 0 | 0 | 0 | 0 | 0 | 0 | 0 | 0 |
| Sept 18 | @ Det | W | S | 6 | 3 | 3 | 1.0 | 6.0 | 4 | 1 | 0 | 0 | 0 | 0 | 0 | 0 | 0 | 0 |
| Sept 25 | Oak | L | p | 0 | 0 | 0 | 0.0 | 0.0 | 0 | 0 | 0 | 0 | 0 | 0 | 0 | 0 | 0 | 0 |
| Oct 2 | @ Hou | L | p | 0 | 0 | 0 | 0.0 | 0.0 | 0 | 0 | 0 | 0 | 0 | 0 | 0 | 0 | 0 | 0 |
| Oct 9 | @ Mia | W | p | 0 | 0 | 0 | 0.0 | 0.0 | 0 | 0 | 0 | 0 | 0 | 0 | 0 | 0 | 0 | 0 |
| Oct 16 | Cle | W | p | 1 | 1 | 0 | 0.0 | 0.0 | 0 | 0 | 0 | 0 | 0 | 0 | 0 | 0 | 0 | 0 |
| Oct 23 | Ind | L | p | 0 | 0 | 0 | 0.0 | 0.0 | 0 | 0 | 0 | 0 | 0 | 0 | 0 | 0 | 0 | 0 |
| Oct 27 | Jax | W | IA | | | | | | | | | | | | | | | |
| Nov 6 | @ SD | L | p | 1 | 1 | 0 | 0.0 | 0.0 | 0 | 0 | 0 | 0 | 0 | 0 | 0 | 0 | 0 | 0 |
| Nov 13 | GB | W | p | 1 | 1 | 0 | 0.0 | 0.0 | 0 | 0 | 0 | 0 | 0 | 0 | 0 | 0 | 0 | 0 |
| Nov 20 | @ Ind | L | IA | | | | | | | | | | | | | | | |
| Nov 27 | @ Chi | W | IA | | | | | | | | | | | | | | | |
| Dec 11 | Den | | | | | | | | | | | | | | | | | |
| Dec 18 | @ KC | | | | | | | | | | | | | | | | | |
| Dec 24 | @ Jax | | | | | | | | | | | | | | | | | |
| Jan 1 | Hou | | | | | | | | | | | | | | | | | |
| Totals | | 6-6 | 9/1 | 9 | 6 | 3 | 1.0 | 6.0 | 4 | 1 | 0 | 0 | 0 | 0 | 0 | 0 | 0 | 0 |

Placed on injured reserve on Dec. 6, 2016

2017 Tennessee Titans

| Date | Opp | W/L | P/S | Tot | Solo | Asst | Sk | - Yds | QBP | TFL | Int | - Yds | -TD | PD | FF | FR | - Yds | SpT |
|---------|-------|-----|-----|-----|------|------|-----|-------|-----|-----|-----|-------|-----|----|----|----|-------|-----|
| Sept 10 | Oak | L | IA | | | | | | | | | | | | | | | |
| Sept 17 | @ Jax | W | IA | | | | | | | | | | | | | | | |
| Sept 24 | Sea | W | p | 1 | 1 | 0 | 0.0 | 0.0 | 0 | 0 | 0 | 0 | 0 | 0 | 0 | 0 | 0 | 0 |
| Oct 1 | @ Hou | L | IA | | | | | | | | | | | | | | | |
| Oct 8 | @ Mia | L | IA | | | | | | | | | | | | | | | |
| Oct 16 | Ind | W | IA | | | | | | | | | | | | | | | |
| Oct 22 | @ Cle | W | IA | | | | | | | | | | | | | | | |
| Nov 5 | Bal | W | p | 0 | 0 | 0 | 0.0 | 0.0 | 0 | 0 | 0 | 0 | 0 | 0 | 0 | 0 | 0 | 0 |
| Nov 12 | Cin | W | p | 0 | 0 | 0 | 0.0 | 0.0 | 0 | 0 | 0 | 0 | 0 | 0 | 0 | 0 | 0 | 0 |
| Nov 16 | @ Pit | L | IA | | | | | | | | | | | | | | | |
| Nov 26 | @ Ind | W | p | 1 | 1 | 0 | 0.0 | 0.0 | 1 | 0 | 0 | 0 | 0 | 0 | 0 | 0 | 0 | 0 |
| Dec 3 | Hou | W | p | 1 | 1 | 0 | 0.0 | 0.0 | 0 | 0 | 0 | 0 | 0 | 0 | 0 | 0 | 0 | 0 |
| Dec 10 | @ Ari | L | p | 3 | 1 | 2 | 0.0 | 0.0 | 0 | 0 | 0 | 0 | 0 | 0 | 0 | 0 | 0 | 0 |
| Dec 17 | @ SF | L | p | 4 | 3 | 1 | 0.0 | 0.0 | 0 | 1 | 0 | 0 | 0 | 0 | 0 | 0 | 0 | 0 |
| Dec 24 | LAR | L | p | 1 | 0 | 1 | 0.0 | 0.0 | 1 | 0 | 0 | 0 | 0 | 0 | 0 | 0 | 0 | 0 |
| Dec 31 | Jax | W | p | 0 | 0 | 0 | 0.0 | 0.0 | 0 | 0 | 0 | 0 | 0 | 0 | 0 | 0 | 0 | 0 |
| Totals | | 9-7 | 9/0 | 11 | 7 | 4 | 0.0 | 0.0 | 2 | 1 | 0 | 0 | 0 | 0 | 0 | 0 | 0 | 0 |

Playoffs

| | | | | | | | | | | | | | | | | | | |
|--------|------|-----|-----|---|---|---|-----|-----|---|---|---|---|---|---|---|---|---|---|
| Jan 6 | @ KC | W | p | 0 | 0 | 0 | 0.0 | 0.0 | 0 | 0 | 0 | 0 | 0 | 0 | 0 | 0 | 0 | 0 |
| Jan 13 | @ NE | L | p | 0 | 0 | 0 | 0.0 | 0.0 | 0 | 0 | 0 | 0 | 0 | 0 | 0 | 0 | 0 | 0 |
| Totals | | 1-1 | 2/0 | 0 | 0 | 0 | 0.0 | 0.0 | 0 | 0 | 0 | 0 | 0 | 0 | 0 | 0 | 0 | 0 |

KEVIN DODD'S NFL STATISTICS

REGULAR SEASON

| RECENT SEASON | | TACKLES | | | | | | | | | | INTERCEPTIONS | | | | | FUMBLES | | | |
|---------------|-----------|---------|----|-----|------|------|-----|-----|-----|-----|----|---------------|----|----|----|----|---------|-----|-----|--|
| Year | Team | GP | GS | Tot | Solo | Asst | Sk | Yds | QBP | TFL | No | Yds | Lg | TD | PD | FF | FR | Yds | SpT | |
| 2016 | Tennessee | 9 | 1 | 9 | 6 | 3 | 1.0 | 6.0 | 4 | 1 | 0 | 0 | 0 | 0 | 0 | 0 | 0 | 0 | 0 | |
| 2017 | Tennessee | 9 | 0 | 11 | 7 | 4 | 0.0 | 0.0 | 2 | 1 | 0 | 0 | 0 | 0 | 0 | 0 | 0 | 0 | 0 | |
| NFL Totals | | 18 | 1 | 20 | 13 | 7 | 1.0 | 6.0 | 6 | 2 | 0 | 0 | 0 | 0 | 0 | 0 | 0 | 0 | 0 | |

PLAYOFFS

| | | TACKLES | | | | | | | | | | INTERCEPTIONS | | | | | FUMBLES | | | | |
|------------|-----------|---------|----|-----|------|------|-----|-----|-----|-----|----|---------------|----|----|----|----|---------|-----|-----|--|--|
| Year | Team | GP | GS | Tot | Solo | Asst | Sk | Yds | QBP | TFL | No | Yds | Lg | TD | PD | FF | FR | Yds | SpT | | |
| 2017 | Tennessee | 2 | 0 | 0 | 0 | 0 | 0.0 | 0.0 | 0 | 0 | 0 | 0 | - | 0 | 0 | 0 | 0 | 0 | 0 | | |
| NFL Totals | | 2 | 0 | 0 | 0 | 0 | 0.0 | 0.0 | 0 | 0 | 0 | 0 | - | 0 | 0 | 0 | 0 | 0 | 0 | | |

Single-Game Highs

Tackles - 6 at Detroit (9/18/16)

Sacks - 1 at Detroit (9/18/16)

Quarterback Pressures - 4 at Detroit (9/18/16)



83 HARRY DOUGLAS

WIDE RECEIVER • 6'0" • 183 LBS • COLLEGE: LOUISVILLE

ACQUIRED: FREE AGENT - 2015 • NFL EXPERIENCE (NFL/TITANS): 10/3

HOMETOWN: JONESBORO, GA.

GAMES PLAYED/GAMES STARTED: 118/40 (PLAYOFFS: 6/2)



PRO: The Titans signed Harry Douglas during the 2015 offseason to bolster the wide receiving corps and provide depth both outside and in the slot. The 6-foot, 183-pounder spent the first seven seasons of his career as a member of the Atlanta Falcons after being drafted in the third round of the 2008 NFL Draft. The University of Louisville product amassed 258 receptions for 3,130 yards with eight touchdowns from 2008-2014 in Atlanta. Douglas enjoyed his greatest statistical success in 2013 while starting in place of an injured Julio Jones, when he posted career highs with 85 receptions for 1,067 yards and two touchdowns.

CAREER HIGHLIGHTS:

- In 2014, Douglas appeared in 12 games with six starts and posted 51 catches for 556 yards and two touchdowns.
- In 2013, Douglas enjoyed a stellar campaign registering career-highs with 85 receptions and 1,067 receiving yards, while starting a career-best 11 games.

TITANS TIDBITS:

- Douglas' brother, Toney, is an eight-year NBA veteran. Toney was originally drafted by the L.A. Lakers as the 29th overall pick in the 2009 NBA Draft and has played for New York, Houston, Miami, Golden State, Sacramento, New Orleans and Memphis. Harry tries to attend as many of Toney's games as possible.
- In his spare time, he enjoys date nights with his wife, Kierra; bowling; traveling; discovering new restaurants; watching movies; playing cards; and keeping his niece, nephew and godchildren.

CAREER TRANSACTIONS:

- The Jonesboro, Ga., native was originally selected by the Atlanta Falcons in the third round (84th overall) of the 2008 NFL Draft.
- Re-signed by the Falcons as an unrestricted free agent on March 13, 2012.
- Released by the Falcons on Feb. 27, 2015.
- Signed by the Titans as a free agent on March 12, 2015.
- Placed on injured reserve on Sept. 3, 2017.
- Activated from injured reserve - designated for return on Nov. 25, 2017.

SEASON RECAPS:

2017 (2/0, 1/0 - Tennessee): Appeared in two games as a reserve wide receiver and posted one reception for eight yards. Was inactive for the final four games of the regular season. Spent the first 10 games of the season on the injured reserve - designated for return list. Played in one postseason contest and was inactive for another.

- At Indianapolis (11/26), returned to the field as a reserve at wide receiver and registered one catch for eight yards.
- Against Houston (12/3), played as a reserve at wide receiver.
- At Arizona (12/10), was inactive.
- At San Francisco (12/17), was inactive.
- Against Los Angeles Rams (12/24), was inactive.
- Against Jacksonville (12/31), was inactive.
- At Kansas City (1/6), was inactive.
- At New England (1/13), saw limited action as a reserve wide receiver.

2016 (11/2 - Tennessee): Played in 11 games with two starts at wide receiver and caught 15 passes for 210 yards. Was inactive for five contests. Led the team in receptions once in 2016 (at JAX). Tied for the team lead in receiving yards once in 2016 (at JAX).

- Against Minnesota (9/11), played as a reserve at wide receiver and

hauled in two passes for 21 yards. Extended the Titans' first touchdown drive with a 16-yard reception on third-and-one late in the second quarter.

- Against Oakland (9/25), played as a reserve at wide receiver and notched two receptions for 20 yards.
- At San Diego (11/6), returned to the lineup as a reserve at wide receiver and hauled in two receptions for 48 yards. Set up the Titans' third touchdown with a 21-yard reception down to the Chargers' 14-yard line in the third quarter.
- At Chicago (11/27), played as a reserve at wide receiver and finished second on the team with 60 receiving yards on two catches. Set up the Titans' final score of the first half with a 25-yard reception over the middle late in the second quarter. Set up the Titans' final field goal of the afternoon with a 35-yard reception over the middle on the final play of the third quarter.
- At Jacksonville (12/24), started at wide receiver and tied for the team lead with 48 receiving yards on a team-best five receptions.

2015 (14/12 - Tennessee): Appeared in 14 games with 12 starts at wide receiver in his first season with the Titans. Tied for second on the squad with 36 receptions and ranked third on the club with 411 receiving yards. Collected two receiving touchdowns. Returned 11 punts for 73 yards. Was inactive for two contests. Led the team in receiving yards once in 2015 (vs. HOU). Played in his 100th career game against Oakland (11/29/15).

- At Tampa Bay (9/13), started at wide receiver in his Titans debut and caught two passes for 24 yards with a touchdown. Set up the Titans' third touchdown of the afternoon with a 20-yard grab down to the Buccaneers' 12-yard line. Increased the Titans' lead to 28-7 with a four-yard touchdown catch on third-and-four with 3:47 left to play in the second quarter.
- At New Orleans (11/8), started at wide receiver and caught five passes for 73 yards. Snared a 30-yard reception late in the second quarter. Kept the Titans' game-tying touchdown drive alive with a 10-yard reception on third-and-six in the fourth quarter.
- Against Oakland (11/29), started at wide receiver in his 100th career game and made three receptions for 29 yards with a touchdown. Cut the Raiders' lead to 17-14 with a 13-yard touchdown reception with 6:22 left to play in the third quarter. Kept the Titans' fourth quarter touchdown drive alive by drawing defensive pass interference penalty on third-and-eight in the fourth quarter.
- At N.Y. Jets (12/13), started at wide receiver and hauled in three receptions for 65 yards. Hauled in a season-long 51-yard reception over the middle in the fourth quarter.
- Against Houston (12/27), played as a reserve at wide receiver and led the team with 79 receiving yards on six receptions. Returned five punts for 32 yards. Hauled in a 31-yard reception down the right sideline late in the third quarter. Kept the Titans' touchdown drive alive with an 11-yard catch on third-and-two in the fourth quarter.

2014 (12/6 - Atlanta): Appeared in 12 games with six starts and compiled 51 receptions for 556 yards with two touchdowns. Was inactive for four games.

- Against New Orleans (9/7), started and caught six passes for 69 yards.
- Against Tampa Bay (9/18), started and caught two passes for 14 yards and a touchdown.
- Against Arizona (11/30), started and caught nine passes 116 yards, his first 100-yard receiving game of the year. The nine receptions was his second highest catches total.
- At Green Bay (12/8), started and caught two passes for 11 yards and a touchdown.
- Against Pittsburgh (12/14), started and caught 10 passes, his second

highest career total number of receptions, for 131 yards.

2013 (16/11 - Atlanta): Had a breakout season catching 85 passes for 1,067 yards with two touchdowns. Posted three 100-yard games and eclipsed the 1,000-yard barrier for the first time.

- Against Tampa Bay (10/20), set a career-high with 149 yards on seven catches with a touchdown. The 149-yard outburst was the highest single-game total by any Falcon receiver against the Buccaneers, topping 147-yard games by both Julio Jones and Andre Rison.
- At Arizona (10/27), followed up his stellar game against the Buccaneers by hauling in a career-high 12 passes for 121 yards.
- At San Francisco (12/23), broke the 1,000-yard barrier for the first time in his career after catching five passes for 46 yards in Week 16.

2012 (15/1, 2/1 - Atlanta): Played in 15 games with one start and caught 38 passes for 396 yards (10.4 yards per reception) with one touchdown as the club's primary slot receiver. Also added two rushes for four yards. Returned five punts for 42 yards with an average of 8.4 yards per return and a long return of 11 yards.

- Against Oakland (10/14), posted five receptions for 37 yards.
- Against N.Y. Giants (12/16), grabbed three passes for 83 yards.

2011 (16/4, 1/0 - Atlanta): Saw action in all 16 games with four starts and caught a then career-high 39 passes for 498 yards (12.8 yards per catch) with one touchdown.

- Against New Orleans (11/13), hauled in then career-highs with eight receptions and 133 receiving yards.

2010 (16/4, 1/0 - Atlanta): Played in 16 games with four starts and hauled in 22 passes for 294 yards (13.4 yards per catch) with one touchdown.

- Against San Francisco (10/3), registered three receptions for 59 yards with a touchdown.
- At Philadelphia (10/17), tallied a season-high four catches for 32 yards.

2009 (0/0 - Atlanta): Missed the entire 2009 season with a knee injury.

2008 (16/0, 1/1 - Atlanta): Contributed heavily in his rookie campaign, participating in every contest. Posted 23 catches for 320 yards and one touchdown, while adding 12 carries for 69 yards and one score. Took over punt return duties halfway through the season and returned 19 punt returns for 226 yards with one touchdown and an 11.9 yards per return average.

- Against Carolina (11/23), posted a 61-yard punt return for a touchdown, the Falcons first punt return for a score since 2004. Was named NFC Special Teams Player of the Week following his performance.

COLLEGE:

- Graduated from the University of Louisville ranking second in team annals with 2,924 receiving yards, while his 173 receptions ranked fifth on the school's all-time record list.
- Totaled 15 career touchdowns which placed him seventh in Louisville annals and he became the first player in school history to gain over 200 yards receiving twice in a career, totaling 205 yards against Syracuse and 223 yards against Kentucky, which set the school's game-record and tied a conference record.
- As a senior in 2007, was named second-team All-America by the *Associated Press*. Was named first-team All-Big East for the second consecutive season after notching 71 catches for 1,159 yards with seven touchdowns. Started in 10 games at wide receiver and led the Big East and ranked 12th in the country by averaging 7.1 receptions per game.
- As a junior in 2006, was named a first-team All-Big East selection after leading the team with 70 receptions and posting a school record 1,265 yards. Started all 13 games at wide receiver and led the Big East in receiving yards per game and receptions. Ranked seventh in the country in receiving yards per game (97.37). Averaged 18.1 yards per catch and caught a pass in 15 straight games.
- As a sophomore in 2005, played in 12 games with seven starts and caught 27 passes for 457 yards and two scores. Averaged 16.9 yards per catch.
- As a redshirt freshman in 2004, played in 12 games at wide receiver and on special teams. Tallied five catches for 43 yards. Scampered 65 yards for a touchdown on a reverse in the Liberty Bowl and added a 49-yard kick return in the win over Boise State.
- Graduated with a degree in political science at Louisville.

PERSONAL:

- Married to Kierra and the couple has a daughter.
- Attended Jonesboro (Ga.) High School and was a first-team all-county and honorable mention all-state selection as a senior.
- Was one of only three players to receive all nine sports writers' votes for first-team all-region accolades in 2002.
- Caught 40 passes for 831 yards and seven touchdowns during his final campaign.
- Was an all-region selection by the *Atlanta Journal-Constitution* in basketball as he averaged 20.5 points per game, 3.0 rebounds, 4.5 assists and 3.0 steals as a senior for the No. 4-ranked team in the state.
- Follow Douglas on Twitter and Instagram at @HDouglas83.
- Born Harry Douglas IV on Sept. 16, 1984 in Tampa, Fla.

HARRY DOUGLAS' GAME-BY-GAME

| 2008 Atlanta Falcons | | | | | | | | | | 2010 Atlanta Falcons | | | | | | | | | |
|----------------------|-------|------|------|-----------|-----|------|----|----|--|----------------------|-------|------|------|-----------|-----|------|----|----|--|
| | | | | RECEIVING | | | | | | | | | | RECEIVING | | | | | |
| Date | Opp. | W/L | P/S | No | Yds | Avg | Lg | TD | | Date | Opp. | W/L | P/S | No | Yds | Avg | Lg | TD | |
| Sept 7 | Det | W | p | 0 | 0 | - | 0 | 0 | | Sept 12 | @ Pit | L | S | 3 | 39 | 13.0 | 23 | 0 | |
| Sept 14 | @ TB | L | p | 2 | 34 | 17.0 | 21 | 0 | | Sept 19 | Ari | W | p | 2 | 31 | 15.5 | 18 | 0 | |
| Sept 21 | KC | W | p | 2 | 10 | 5.0 | 6 | 0 | | Sept 26 | @ NO | W | S | 1 | 1 | 1.0 | 1 | 0 | |
| Sept 28 | @ Car | L | p | 2 | 8 | 4.0 | 5 | 0 | | Oct 3 | SF | W | S | 3 | 59 | 19.7 | 34 | 1 | |
| Oct 5 | @ GB | W | p | 0 | 0 | - | 0 | 0 | | Oct 10 | @ Cle | W | p | 2 | 17 | 8.5 | 11 | 0 | |
| Oct 12 | Chi | W | p | 5 | 96 | 19.2 | 47 | 0 | | Oct 17 | @ Phi | L | p | 4 | 32 | 8.0 | 18 | 0 | |
| Oct 26 | @ Phi | L | p | 0 | 0 | - | 0 | 0 | | Oct 24 | Cin | W | p | 0 | 0 | - | 0 | 0 | |
| Nov 2 | @ Oak | W | p | 1 | 12 | 12.0 | 12 | 0 | | Nov 7 | TB | W | p | 0 | 0 | - | 0 | 0 | |
| Nov 9 | NO | W | p | 0 | 0 | - | 0 | 0 | | Nov 11 | Bal | W | p | 1 | 12 | 12.0 | 12 | 0 | |
| Nov 16 | Den | L | p | 0 | 0 | - | 0 | 0 | | Nov 21 | @ StL | W | p | 0 | 0 | - | 0 | 0 | |
| Nov 23 | Car | W | p | 4 | 92 | 23.0 | 69 | 0 | | Nov 28 | GB | W | p | 2 | 7 | 3.5 | 4 | 0 | |
| Nov 30 | @ SD | W | p | 3 | 13 | 4.3 | 5t | 1 | | Dec 5 | @ TB | W | p | 1 | 21 | 21.0 | 21 | 0 | |
| Dec 7 | @ NO | L | p | 2 | 45 | 22.5 | 28 | 0 | | Dec 12 | @ Car | W | S | 1 | 46 | 46.0 | 46 | 0 | |
| Dec 14 | TB | W | p | 0 | 0 | - | 0 | 0 | | Dec 19 | @ Sea | W | p | 1 | 10 | 10.0 | 10 | 0 | |
| Dec 21 | @ Min | W | p | 1 | 4 | 4.0 | 4 | 0 | | Dec 27 | NO | L | p | 0 | 0 | - | 0 | 0 | |
| Dec 28 | StL | W | p | 1 | 6 | 6.0 | 6 | 0 | | Jan 2 | Car | W | p | 1 | 19 | 19.0 | 19 | 0 | |
| Totals | | 11-5 | 16/0 | 23 | 320 | 13.9 | 69 | 1 | | Totals | | 13-3 | 16/4 | 22 | 294 | 13.4 | 46 | 1 | |
| Playoffs | | | | | | | | | | Playoffs | | | | | | | | | |
| Jan 3 | @ Ari | L | S | 1 | 0 | 0.0 | 0 | 0 | | Jan 15 | GB | L | p | 1 | 2 | 2.0 | 2 | 0 | |
| Totals | | 0-1 | 1/1 | 1 | 0 | 0.0 | 0 | 0 | | Totals | | 0-1 | 1/0 | 1 | 2 | 2.0 | 2 | 0 | |

HARRY DOUGLAS' GAME-BY-GAME CONT.

2011 Atlanta Falcons

| Date | Opp. | W/L | P/S | No | Yds | Avg | Lg | TD |
|---------------|-------|-------------|-------------|-----------|------------|-------------|-----------|----------|
| Sept 11 | @ Chi | L | p | 2 | 10 | 5.0 | 7 | 0 |
| Sept 18 | Phi | W | p | 2 | 19 | 9.5 | 15 | 0 |
| Sept 25 | @ TB | L | p | 5 | 35 | 7.0 | 16 | 0 |
| Oct 2 | @ Sea | W | p | 0 | 0 | - | 0 | 0 |
| Oct 9 | GB | L | p | 2 | 16 | 8.0 | 13 | 0 |
| Oct 16 | Car | W | S | 2 | 57 | 28.5 | 34 | 0 |
| Oct 23 | @ Det | W | S | 4 | 62 | 15.5 | 49 | 0 |
| Nov 6 | @ Ind | W | p | 0 | 0 | - | 0 | 0 |
| Nov 13 | NO | L | p | 8 | 133 | 16.6 | 46 | 0 |
| Nov 20 | Ten | W | S | 4 | 51 | 12.8 | 21 | 0 |
| Nov 27 | Min | W | p | 2 | 45 | 22.5 | 27t | 1 |
| Dec 4 | @ Hou | L | p | 4 | 43 | 10.8 | 17 | 0 |
| Dec 11 | @ Car | W | p | 2 | 12 | 6.0 | 9 | 0 |
| Dec 15 | Jax | W | p | 1 | 12 | 12.0 | 12 | 0 |
| Dec 26 | @ NO | L | S | 1 | 3 | 3.0 | 3 | 0 |
| Jan 1 | TB | W | p | 0 | 0 | - | 0 | 0 |
| Totals | | 10-6 | 16/4 | 39 | 498 | 12.8 | 49 | 1 |

Playoffs

| | | | | | | | | |
|---------------|-------|------------|------------|----------|----------|------------|----------|----------|
| Jan 8 | @ NYG | L | p | 1 | 7 | 7.0 | 7 | 0 |
| Totals | | 0-1 | 1/0 | 1 | 7 | 7.0 | 7 | 0 |

2012 Atlanta Falcons

| Date | Opp. | W/L | P/S | No | Yds | Avg | Lg | TD |
|---------------|-------|-------------|-------------|-----------|------------|-------------|-----------|----------|
| Sept 9 | @ KC | W | p | 3 | 32 | 10.7 | 19 | 0 |
| Sept 17 | Den | W | p | 3 | 27 | 9.0 | 10 | 0 |
| Sept 23 | @ SD | W | p | 2 | 13 | 6.5 | 10 | 0 |
| Sept 30 | Car | W | p | 1 | 6 | 6.0 | 6 | 0 |
| Oct 7 | @ Was | W | p | 2 | 34 | 17.0 | 19 | 0 |
| Oct 14 | Oak | W | p | 5 | 37 | 7.4 | 20 | 0 |
| Oct 28 | @ Phi | W | IA | | | | | |
| Nov 4 | Dal | W | p | 0 | 0 | - | 0 | 0 |
| Nov 11 | @ NO | L | p | 4 | 49 | 12.3 | 23 | 0 |
| Nov 18 | Ari | W | S | 5 | 48 | 9.6 | 26 | 0 |
| Nov 25 | @ TB | W | p | 2 | 11 | 5.5 | 6 | 0 |
| Nov 29 | NO | W | p | 0 | 0 | - | 0 | 0 |
| Dec 9 | @ Car | L | p | 2 | 28 | 14.0 | 19 | 0 |
| Dec 16 | NYG | W | p | 3 | 83 | 27.7 | 37 | 0 |
| Dec 22 | @ Det | W | p | 2 | 6 | 3.0 | 5 | 0 |
| Dec 30 | TB | L | p | 4 | 21 | 5.3 | 10 | 1 |
| Totals | | 13-3 | 15/1 | 38 | 395 | 10.4 | 37 | 1 |

Playoffs

| | | | | | | | | |
|---------------|-----|------------|------------|----------|-----------|-------------|-----------|----------|
| Jan 13 | Sea | W | p | 2 | 29 | 14.5 | 22 | 0 |
| Jan 20 | SF | L | S | 3 | 31 | 10.3 | 22 | 0 |
| Totals | | 1-1 | 2/1 | 5 | 60 | 12.0 | 22 | 0 |

2013 Atlanta Falcons

| Date | Opp. | W/L | P/S | No | Yds | Avg | Lg | TD |
|---------------|-------|-------------|--------------|-----------|--------------|-------------|------------|----------|
| Sept 8 | @ NO | L | p | 4 | 93 | 23.3 | 50 | 0 |
| Sept 15 | StL | W | p | 4 | 43 | 10.8 | 20 | 0 |
| Sept 22 | @ Mia | L | p | 1 | 9 | 9.0 | 9 | 0 |
| Sept 29 | NE | L | S | 5 | 68 | 13.6 | 40 | 0 |
| Oct 7 | NYJ | L | p | 2 | 6 | 3.0 | 7 | 0 |
| Oct 20 | TB | W | S | 7 | 149 | 21.3 | 54 | 1 |
| Oct 27 | @ Ari | L | S | 12 | 121 | 10.1 | 25 | 0 |
| Nov 3 | @ Car | L | S | 3 | 82 | 27.3 | 41 | 0 |
| Nov 10 | Sea | L | S | 7 | 49 | 7.0 | 31 | 0 |
| Nov 17 | @ TB | L | S | 6 | 134 | 22.3 | 80t | 1 |
| Nov 21 | NO | L | S | 9 | 79 | 8.8 | 15 | 0 |
| Dec 1 | @ Buf | W | S | 6 | 73 | 12.2 | 20 | 0 |
| Dec 8 | @ GB | L | S | 2 | 20 | 10.0 | 15 | 0 |
| Dec 15 | Was | W | S | 5 | 37 | 7.4 | 13 | 0 |
| Dec 23 | @ SF | L | p | 5 | 46 | 9.2 | 11 | 0 |
| Dec 29 | Car | L | S | 7 | 58 | 8.3 | 12 | 0 |
| Totals | | 4-12 | 16/11 | 85 | 1,067 | 12.6 | 80t | 2 |

2014 Atlanta Falcons

| Date | Opp. | W/L | P/S | No | Yds | Avg | Lg | TD |
|---------|-------|-----|-----|----|-----|------|----|----|
| Sept 7 | NO | W | S | 6 | 69 | 11.5 | 23 | 0 |
| Sept 14 | @ Cin | L | p | 4 | 38 | 9.5 | 16 | 0 |
| Sept 18 | TB | W | S | 2 | 14 | 7.0 | 11 | 1 |

| | | | | | | | | |
|---------------|-------|-------------|-------------|-----------|------------|-------------|-----------|----------|
| Sept 28 | @ Min | L | IA | | | | | |
| Oct 5 | @ NYG | L | IA | | | | | |
| Oct 12 | Chi | L | IA | | | | | |
| Oct 19 | @ Bal | L | IA | | | | | |
| Oct 26 | Det | L | p | 3 | 42 | 14.0 | 16 | 0 |
| Nov 9 | @ TB | W | p | 0 | 0 | - | 0 | 0 |
| Nov 16 | @ Car | W | p | 4 | 46 | 11.5 | 17 | 0 |
| Nov 23 | Cle | L | p | 2 | 14 | 7.0 | 7 | 0 |
| Nov 30 | Ari | W | S | 9 | 116 | 12.9 | 19 | 0 |
| Dec 8 | @ GB | L | S | 2 | 11 | 5.5 | 9 | 1 |
| Dec 14 | Pit | L | S | 10 | 131 | 13.1 | 41 | 0 |
| Dec 21 | @ NO | W | S | 4 | 47 | 11.8 | 27 | 0 |
| Dec 28 | Car | L | p | 5 | 28 | 5.6 | 8 | 0 |
| Totals | | 6-10 | 12/6 | 51 | 556 | 10.9 | 41 | 2 |

2015 Tennessee Titans

| Date | Opp. | W/L | P/S | No | Yds | Avg | Lg | TD |
|---------------|-------|-------------|--------------|-----------|------------|-------------|-----------|----------|
| Sept 13 | @ TB | W | S | 2 | 24 | 12.0 | 20 | 1 |
| Sept 20 | @ Cle | L | S | 1 | 9 | 9.0 | 9 | 0 |
| Sept 27 | Ind | L | S | 3 | 20 | 6.7 | 10 | 0 |
| Oct 11 | Buf | L | S | 2 | 17 | 8.5 | 11 | 0 |
| Oct 18 | Mia | L | S | 1 | 11 | 11.0 | 11 | 0 |
| Oct 25 | Atl | L | IA | | | | | |
| Nov 1 | @ Hou | L | IA | | | | | |
| Nov 8 | @ NO | W | S | 5 | 73 | 14.6 | 30 | 0 |
| Nov 15 | Car | L | p | 3 | 26 | 8.7 | 19 | 0 |
| Nov 19 | @ Jax | L | S | 2 | 16 | 8.0 | 9 | 0 |
| Nov 29 | Oak | L | S | 3 | 29 | 9.7 | 13t | 1 |
| Dec 6 | Jax | W | S | 1 | 8 | 8.0 | 8 | 0 |
| Dec 13 | @ NYJ | L | S | 3 | 65 | 21.7 | 51 | 0 |
| Dec 20 | @ NE | L | S | 2 | 15 | 7.5 | 10 | 0 |
| Dec 27 | Hou | L | p | 6 | 79 | 13.2 | 31 | 0 |
| Jan 3 | @ Ind | L | S | 2 | 19 | 9.5 | 16 | 0 |
| Totals | | 3-13 | 14/12 | 36 | 411 | 11.4 | 51 | 2 |

2016 Tennessee Titans

| Date | Opp. | W/L | P/S | No | Yds | Avg | Lg | TD |
|---------------|-------|------------|-------------|-----------|------------|-------------|-----------|----------|
| Sept 11 | Min | L | p | 2 | 21 | 10.5 | 16 | 0 |
| Sept 18 | @ Det | W | p | 0 | 0 | - | 0 | 0 |
| Sept 25 | Oak | L | p | 2 | 20 | 10.0 | 25 | 0 |
| Oct 2 | @ Hou | L | IA | | | | | |
| Oct 9 | @ Mia | W | IA | | | | | |
| Oct 16 | Cle | W | IA | | | | | |
| Oct 23 | Ind | L | IA | | | | | |
| Oct 27 | Jax | W | IA | | | | | |
| Nov 6 | @ SD | L | p | 2 | 48 | 24.0 | 27 | 0 |
| Nov 13 | GB | W | p | 0 | 0 | - | 0 | 0 |
| Nov 20 | @ Ind | L | p | 1 | 3 | 3.0 | 3 | 0 |
| Nov 27 | @ Chi | W | p | 2 | 60 | 30.0 | 35 | 0 |
| Dec 11 | Den | W | p | 1 | 10 | 10.0 | 10 | 0 |
| Dec 18 | @ KC | W | p | 0 | 0 | - | 0 | 0 |
| Dec 24 | @ Jax | L | S | 5 | 48 | 9.6 | 14 | 0 |
| Jan 1 | Hou | W | S | 0 | 0 | - | 0 | 0 |
| Totals | | 9-7 | 11/2 | 15 | 210 | 14.0 | 35 | 0 |

2017 Tennessee Titans

| Date | Opp. | W/L | P/S | No | Yds | Avg | Lg | TD |
|---------------|-------|---|------------|----------|----------|------------|----------|----------|
| Nov 16 | @ Pit | Activated from injured reserve/designated for return on Nov. 25, 2017 | | | | | | |
| Nov 26 | @ Ind | W | p | 1 | 8 | 8.0 | 8 | 0 |
| Dec 3 | Hou | W | p | 0 | 0 | - | 0 | 0 |
| Dec 10 | @ Ari | L | IA | | | | | |
| Dec 17 | @ SF | L | IA | | | | | |
| Dec 24 | LAR | L | IA | | | | | |
| Dec 31 | Jax | W | IA | | | | | |
| Totals | | 3-3 | 2/0 | 1 | 8 | 8.0 | 8 | 0 |

Playoffs

| | | | | | | | | |
|---------------|------|------------|------------|----------|----------|------------|----------|----------|
| Jan 6 | @ KC | W | IA | | | | | |
| Jan 13 | @ NE | L | p | 0 | 0 | - | 0 | 0 |
| Totals | | 1-1 | 1/0 | 0 | 0 | 0.0 | 0 | 0 |

HARRY DOUGLAS' NFL STATISTICS

REGULAR SEASON

| Year | Team | RECEIVING | | | | | | | RUSHING | | | | |
|-------------------|-----------|------------|-----------|------------|--------------|-------------|------------|-----------|-----------------|-----------|------------|-----------|----------|
| | | GP | GS | No | Yds | Avg | Lg | TD | Att | Yds | Avg | Lg | TD |
| 2008 | Atlanta | 16 | 0 | 23 | 320 | 13.9 | 69 | 1 | 12 | 69 | 5.8 | 33 | 1 |
| 2009 | Atlanta | 0 | 0 | | | | | | Injured Reserve | | | | |
| 2010 | Atlanta | 16 | 4 | 22 | 294 | 13.4 | 46 | 1 | 2 | -5 | -2.5 | -3 | 0 |
| 2011 | Atlanta | 16 | 4 | 39 | 498 | 12.8 | 49 | 1 | 1 | 3 | 3.0 | 3 | 0 |
| 2012 | Atlanta | 15 | 1 | 38 | 395 | 10.4 | 37 | 1 | 2 | 4 | 2.0 | 5 | 0 |
| 2013 | Atlanta | 16 | 11 | 85 | 1,067 | 12.6 | 80t | 2 | 0 | 0 | - | 0 | 0 |
| 2014 | Atlanta | 12 | 6 | 51 | 556 | 10.9 | 41 | 2 | 0 | 0 | - | 0 | 0 |
| 2015 | Tennessee | 14 | 12 | 36 | 411 | 11.4 | 51 | 2 | 1 | -6 | -6.0 | -6 | 0 |
| 2016 | Tennessee | 11 | 2 | 15 | 210 | 14.0 | 35 | 0 | 0 | 0 | 0.0 | 0 | 0 |
| 2017 | Tennessee | 2 | 0 | 1 | 8 | 8.0 | 8 | 0 | 0 | 0 | - | 0 | 0 |
| NFL Totals | | 118 | 40 | 310 | 3,759 | 12.1 | 80t | 10 | 18 | 65 | 3.6 | 33 | 1 |

PUNT RETURNS

| Year | Team | No | FC | Yds | Avg | Lg | TD | KICKOFF RETURNS | | | | |
|-------------------|-----------|-----------|----------|------------|------------|------------|----------|-----------------|-----------|-------------|-----------|----------|
| 2008 | Atlanta | 19 | 3 | 226 | 11.9 | 61t | 1 | 4 | 46 | 11.5 | 22 | 0 |
| 2012 | Atlanta | 5 | 1 | 42 | 8.4 | 11 | 0 | 1 | 8 | 8.0 | 8 | 0 |
| 2013 | Atlanta | 10 | 3 | 57 | 5.7 | 15 | 0 | 0 | 0 | - | 0 | 0 |
| 2015 | Tennessee | 11 | 2 | 73 | 6.6 | 18 | 0 | 0 | 0 | - | 0 | 0 |
| NFL Totals | | 45 | 9 | 398 | 8.8 | 61t | 1 | 5 | 54 | 10.8 | 22 | 0 |

PLAYOFFS

| Year | Team | RECEIVING | | | | | | | RUSHING | | | | |
|-------------------|-----------|-----------|----------|----------|-----------|------------|-----------|----------|----------|----------|----------|----------|----------|
| | | GP | GS | No | Yds | Avg | Lg | TD | Att | Yds | Avg | Lg | TD |
| 2008 | Atlanta | 1 | 1 | 1 | 0 | 0.0 | 0 | 0 | 0 | 0 | - | 0 | 0 |
| 2010 | Atlanta | 1 | 0 | 1 | 2 | 2.0 | 2 | 0 | 0 | 0 | - | 0 | 0 |
| 2011 | Atlanta | 1 | 0 | 1 | 7 | 7.0 | 7 | 0 | 0 | 0 | - | 0 | 0 |
| 2012 | Atlanta | 2 | 1 | 5 | 60 | 12.0 | 22 | 0 | 0 | 0 | - | 0 | 0 |
| 2017 | Tennessee | 1 | 0 | 0 | 0 | - | 0 | 0 | 0 | 0 | - | 0 | 0 |
| NFL Totals | | 6 | 2 | 8 | 69 | 8.6 | 22 | 0 | 0 | 0 | - | 0 | 0 |

PUNT RETURNS

| Year | Team | No | FC | Yds | Avg | Lg | TD | KICKOFF RETURNS | | | | |
|-------------------|---------|----------|----------|-----------|------------|-----------|----------|-----------------|----------|------------|----------|----------|
| 2008 | Atlanta | 3 | 0 | 31 | 10.3 | 21 | 0 | 0 | 0 | 0.0 | - | 0 |
| 2012 | Atlanta | 3 | 0 | 6 | 2.0 | 6 | 0 | 0 | 0 | 0.0 | - | 0 |
| NFL Totals | | 6 | 0 | 37 | 6.2 | 21 | 0 | 0 | 0 | 0.0 | - | 0 |

Single-Game Highs

Receptions - 12 at Arizona (10/27/13)
 Receiving Yards - 149 vs. Tampa Bay (10/20/13)
 Long Reception - 80t at Tampa Bay (11/17/13)
 Receiving Touchdowns - 1 (10 times, last vs. Oakland 11/29/15)
 Rushing Attempts - 2 (Twice, last vs. Carolina 11/23/08)
 Rushing Yards - 33 at Tampa Bay (9/14/08)
 Long Rush - 33 at Tampa Bay (9/14/08)
 Rushing Touchdowns - 1 vs. Carolina (11/23/08)

Punt Returns - 5 vs. Houston (12/27/15)
 Punt Return Yards - 93 vs. Carolina (11/23/08)
 Punt Return Long - 61t vs. Carolina (11/23/08)
 Punt Return Touchdown - 1 vs. Carolina (11/23/08)
 Kickoff Returns - 1 (Five times, last at Kansas City 9/9/12)
 Kickoff Return Yards - 22 vs. Denver (11/16/08)
 Kickoff Return Long - 22 vs. Denver (11/16/08)

Playoff Single-Game Highs

Receptions - 3 vs. San Francisco (1/20/13)
 Receiving Yards - 31 vs. San Francisco (1/20/13)
 Long Reception - 22 (Twice, last vs. San Francisco 1/20/13)

Additional Statistics

Misc. Tackles - 1 (2015), **1 (2017)**
 Fumble Recovery - 1 (2016)



32 DAVID FLUELLEN

RUNNING BACK • 5'11" • 224 LBS • COLLEGE: TOLEDO

ACQUIRED: FREE AGENT - 2015 • NFL EXPERIENCE (NFL/TITANS): 1/1

HOMETOWN: LOCKPORT, N.Y.

GAMES PLAYED/GAMES STARTED: 16/0 (PLAYOFFS: 2/0)



PRO: The Titans originally signed David Fluellen at the beginning of the 2015 training camp to add depth to the running back rotation. The former University of Toledo product is a hard-nosed ball carrier that displays good vision and an athletic frame. The 5-foot-11-inch, 224-pounder spent the entire 2015 season and most of the 2016 campaign on the Titans' practice squad. Prior to his arrival in Tennessee, Fluellen spent time with the Philadelphia Eagles and Indianapolis Colts.

TITANS TIDBITS:

- Fluellen's favorite personal moment in sports growing up was his first touchdown when he was eight years old. He strip-sacked the quarterback, picked up the fumble and ran it in.

CAREER TRANSACTIONS:

- The Lockport, N.Y., native was originally signed by the Philadelphia Eagles as a rookie free agent on May 10, 2014.
- Traded by the Eagles to the Indianapolis Colts for kicker Cody Parkey on Aug. 20, 2014.
- Released by the Colts on Aug. 30, 2014.
- Signed by the Titans as a free agent on July 30, 2015.
- Waived by the Titans on Sept. 5, 2015 and signed to the team's practice squad a day later.
- Signed by the Titans to a future contract on Jan. 4, 2016.
- Released by the Titans on Sept. 3, 2016 and signed to the team's practice squad a day later.
- Signed by the Titans to the active roster from their practice squad on Nov. 8, 2016.
- Released by the Titans on Dec. 12, 2016 and signed to the team's practice squad two days later.
- Re-signed by the Titans on Jan. 2, 2017.

SEASON RECAPS:

2017 (16/0, 2/0): Saw action in all 16 games as a reserve primarily on special teams and notched nine special teams tackles. Carried the ball four times for 21 yards. Played as a reserve in his first two career postseason contests and notched a special teams stop. Tied for the team lead in special teams tackles once in 2017 (at CLE). Appeared in his first career NFL game against Oakland (9/10/17).

- Against Oakland (9/10), saw action as a reserve on special teams in his NFL debut.
- At Jacksonville (9/17), played as a reserve at running back and carried the ball three times for 18 yards. Collected a special teams tackle on coverage units.
- Against Seattle (9/24), saw action as a reserve on special teams.
- At Houston (10/1), played as a reserve on special teams and saw limited action at running back. Carried the ball once for three yards.
- At Miami (10/8), saw action as a reserve on special teams and collected a special teams tackle.
- Against Indianapolis (10/16), played as a reserve on special teams.
- At Cleveland (10/22), saw action as a reserve on special teams and tied for the team lead with a special teams tackle.
- Against Baltimore (11/5), played as a reserve on special teams and notched two tackles on coverage units.
- Against Cincinnati (11/12), saw action as a reserve on special teams.
- At Pittsburgh (11/16), played as a reserve on special teams.
- At Indianapolis (11/26), saw action as a reserve on special teams.
- Against Houston (12/3), played as a reserve on special teams.
- At Arizona (12/10), saw action as a reserve on special teams and

collected a tackle on coverage units.

- At San Francisco (12/17), played as a reserve on special teams.
- Against Los Angeles Rams (12/24), saw action as reserve on special teams and notched a special teams stop.
- Against Jacksonville (12/31), registered two special teams tackles on coverage units.
- At Kansas City (1/6), played as a reserve at running back and on special teams in his first career postseason game. Posted a special teams tackle on coverage units.
- At New England (1/13), saw action as a reserve on special teams and limited snaps at running back.

2016 (0/0): Spent the first nine weeks of the season on the Titans' practice squad before being elevated to the 53-man roster on Nov. 8. Was inactive for four games. Was released on Dec. 12 and spent the final three weeks on the team's practice squad.

2015 (0/0): Spent the entire season on the Titans' practice squad.

COLLEGE:

- A two-time first-team All-MAC selection, Fluellen finished his collegiate career fourth on Toledo's all-time rushing list with 3,336 rushing yards.
- As a senior (2013), gained 1,121 yards rushing despite missing most of four games due to injuries. Added 10 touchdowns during his senior campaign, earning first-team All-MAC honors for his play.
- As a junior (2012), garnered first-team All-MAC accolades after finishing eighth in the nation with 124.8 yards per game. His 1,498 rushing yards ranked fifth all-time at Toledo and his 13 touchdowns were a career high.
- Surpassed the 100-yard mark in six straight games as a junior, including a trio of 200-plus contests.
- As a sophomore (2011), ranked third on the team with 493 rushing yards.
- As a true freshman (2010), gained 224 yards and score one touchdown on 38 carries.
- Earned his degree in criminal justice at Toledo.

PERSONAL:

- Earned first-team All-Western New York and first-team Class AA all-state honors as a senior at Lockport High School after rushing for 1,638 yards and 19 touchdowns as a senior.
- Finished his career as Lockport's all-time leading rusher with 4,744 yards and was named the Class AA Co-Player of the Year as a senior, in addition to being named a top five finalist for the New York State Player of the Year award.
- Son of David Fluellen Sr. and Arletha.
- His brother, Jhamal Fluellen, was a running back at Syracuse and Maine. He also has five sisters.
- Born David Fluellen on Jan. 28, 1992 in Lockport, N.Y.

DAVID FLUELLEN'S GAME-BY-GAME

| 2017 Tennessee Titans | | | | | | | | | RUSHING | | | | | RECEIVING | | | | |
|-----------------------|-------|-----|-----|-----|-----|-----|----|----|---------|-----|-----|----|----|-----------|--|--|--|--|
| Date | Opp | W/L | P/S | Att | Yds | Avg | Lg | TD | No | Yds | Avg | Lg | TD | | | | | |
| Sept 10 | Oak | L | p | 0 | 0 | - | 0 | 0 | 0 | 0 | - | 0 | 0 | | | | | |
| Sept 17 | @ Jax | W | p | 3 | 18 | 6.0 | 10 | 0 | 0 | 0 | - | 0 | 0 | | | | | |
| Sept 24 | Sea | W | p | 0 | 0 | - | 0 | 0 | 0 | 0 | - | 0 | 0 | | | | | |
| Oct 1 | @ Hou | L | p | 1 | 3 | 3.0 | 3 | 0 | 0 | 0 | - | 0 | 0 | | | | | |
| Oct 8 | @ Mia | L | p | 0 | 0 | - | 0 | 0 | 0 | 0 | - | 0 | 0 | | | | | |
| Oct 16 | Ind | W | p | 0 | 0 | - | 0 | 0 | 0 | 0 | - | 0 | 0 | | | | | |
| Oct 22 | @ Cle | W | p | 0 | 0 | - | 0 | 0 | 0 | 0 | - | 0 | 0 | | | | | |
| Nov 5 | Bal | W | p | 0 | 0 | - | 0 | 0 | 0 | 0 | - | 0 | 0 | | | | | |
| Nov 12 | Cin | W | p | 0 | 0 | - | 0 | 0 | 0 | 0 | - | 0 | 0 | | | | | |
| Nov 16 | @ Pit | L | p | 0 | 0 | - | 0 | 0 | 0 | 0 | - | 0 | 0 | | | | | |

| | | | | | | | | | | | | | |
|----------|-------|-----|---|------|---|----|-----|----|---|-----|---|---|---|
| Nov 26 | @ Ind | W | p | 0 | 0 | - | 0 | 0 | 0 | 0 | - | 0 | 0 |
| Dec 3 | Hou | W | p | 0 | 0 | - | 0 | 0 | 0 | 0 | - | 0 | 0 |
| Dec 10 | @ Ari | L | p | 0 | 0 | - | 0 | 0 | 0 | 0 | - | 0 | 0 |
| Dec 17 | @ SF | L | p | 0 | 0 | - | 0 | 0 | 0 | 0 | - | 0 | 0 |
| Dec 24 | LAR | L | p | 0 | 0 | - | 0 | 0 | 0 | 0 | - | 0 | 0 |
| Dec 31 | Jax | W | p | 0 | 0 | - | 0 | 0 | 0 | 0 | - | 0 | 0 |
| Totals | | 9-7 | | 16/0 | 4 | 21 | 5.3 | 10 | 0 | 0 | - | 0 | 0 |
| Playoffs | | | | | | | | | | | | | |
| Jan 6 | @ KC | W | p | 0 | 0 | - | 0 | 0 | 0 | 0 | - | 0 | 0 |
| Jan 13 | @ NE | L | p | 0 | 0 | - | 0 | 0 | 0 | 0 | - | 0 | 0 |
| Totals | | 1-1 | | 2/0 | 0 | 0 | 0.0 | 0 | 0 | 0.0 | 0 | 0 | 0 |

DAVID FLUELLEN'S NFL STATISTICS

| REGULAR SEASON | | | | RUSHING | | | | | RECEIVING | | | | |
|----------------|-----------|----|----|----------------|-----|-----|----|----|-----------|-----|-----|----|----|
| Year | Team | GP | GS | No | Yds | Avg | Lg | TD | Att | Yds | Avg | Lg | TD |
| 2015 | Tennessee | 0 | 0 | Practice Squad | | | | | | | | | |
| 2016 | Tennessee | 0 | 0 | 0 | 0 | - | 0 | 0 | 0 | 0 | - | 0 | 0 |
| 2017 | Tennessee | 16 | 0 | 4 | 21 | 5.3 | 10 | 0 | 0 | 0 | - | 0 | 0 |
| NFL Totals | | 16 | 0 | 4 | 21 | 5.3 | 10 | 0 | 0 | 0 | - | 0 | 0 |
| PLAYOFFS | | | | RUSHING | | | | | RECEIVING | | | | |
| Year | Team | GP | GS | No | Yds | Avg | Lg | TD | Att | Yds | Avg | Lg | TD |
| 2017 | Tennessee | 2 | 0 | 0 | 0 | 0.0 | 0 | 0 | 0 | 0 | - | 0 | 0 |
| NFL Totals | | 2 | 0 | 0 | 0 | 0.0 | 0 | 0 | 0 | 0 | - | 0 | 0 |

Single-Game Highs

Rushes - **3 at Jacksonville (9/17/17)**
Rushing Yards - **18 at Jacksonville (9/17/17)**
Long Rush - **10 at Jacksonville (9/17/17)**

Additional Statistics

Special Teams Tackles - 9 (2017)

Playoff Statistics

Special Teams Tackles - **1 (2017)**
 Kickoff Return - **1 for 12 yards (2017)**



45 JALSTON FOWLER

FULLBACK • 5'11" • 254 LBS • COLLEGE: ALABAMA

ACQUIRED: 4TH ROUND - 2015 • NFL EXPERIENCE (NFL/TITANS): 3/3

HOMETOWN: MOBILE, ALA.

GAMES PLAYED/GAMES STARTED: 42/7 (PLAYOFFS: 0/0)



PRO: The Titans selected Jalston Fowler in the fourth round of the 2015 NFL Draft, and the fullback has played in all 32 games in his first two NFL campaigns. The 5-foot-11-inch, 254-pounder possesses a big, athletic frame and low center of gravity as a runner, and is a threat out of the backfield as a receiver. He adds an element of versatility to the Titans squad having served as a fullback, running back, H-back, tight end and on special teams during his time with the Alabama Crimson Tide.

CAREER HIGHLIGHTS:

- In 2016, Fowler played in all 16 games with six starts at fullback. Helped block for the NFL's third-ranked rushing attack which averaged 136.7 rush yards per game, including DeMarco Murray's AFC-leading 1,287 rushing yards.
- As a rookie in 2015, he played in all 16 games and scored a rushing touchdown and a receiving touchdown. Eight of his 12 touches resulted in first downs.
- Fowler won two national championships (2011, 2012) as a member of the Alabama football team.
- In 2014, Fowler's final year at Alabama, he helped open holes for a pair of Crimson Tide running backs to each amass more than 900 rushing yards. Derrick Henry collected 990 yards on 172 carries with 11 touchdowns and T.J. Yeldon posted 979 yards on 194 rushes with 11 scores.

TITANS TIDBITS:

- Fowler lists his mother, Dana, as the person that inspires him the most. When his brother, Joe, was accidentally shot and killed at a friend's house in 2007, she stayed strong and kept the family together.
- Fowler's nickname is "Nudie." The moniker was given to him by his father because that's how he referred to him when he was a newborn in the hospital.

CAREER TRANSACTIONS:

- The Mobile, Ala., native was selected by the Titans in the fourth round (108th overall) the 2015 NFL Draft.
- Released by the Titans on Dec. 9, 2017.

SEASON RECAPS:

2017 (10/1): Saw action in 10 games with one start at fullback and carried the ball twice for four yards with a touchdown. Was inactive for two games before being released on Dec. 9, 2017.

- Against Oakland (9/10), saw limited action as a reserve at fullback.
- At Jacksonville (9/17), played as a reserve at fullback and rushed once for a three-yard touchdown. Helped open holes for a rushing attack that amassed 179 yards on 36 carries (5.0 avg.). Gave the Titans a 37-9 advantage with a three-yard touchdown plunge with 4:14 left to play in the game.
- Against Seattle (9/24), started at fullback and helped block for Titans' ball carriers to collect 195 rushing yards on 35 carries (5.6 avg.). Had multiple big blocks on DeMarco Murray's 75-yard touchdown jaunt off left end late in the third quarter.
- At Houston (10/1), played as a reserve at fullback.
- At Miami (10/8), saw action as a reserve at fullback.
- Against Indianapolis (10/16), played as a reserve at fullback.
- At Cleveland (10/22), saw action as a reserve at fullback.
- Against Baltimore (11/5), played as a reserve at fullback.
- Against Cincinnati (11/12), saw limited action as a reserve at fullback and carried the ball once for one yard.
- At Pittsburgh (11/16), played limited snaps as a reserve at fullback.

- At Indianapolis (11/26), was inactive.
- Against Houston (12/3), was inactive.

2016 (16/6): Saw action in all 16 games with six starts at fullback and helped open holes for the NFL's third-ranked rushing attack which averaged 136.7 rush yards per game. Carried the ball once for three yards and caught one pass for 14 yards. Registered three special teams tackles on coverage units. Registered his first career NFL start at fullback against Minnesota (9/11/16). Tied for the team lead in special teams tackles three times in 2016 (vs. CLE, at SD, at IND).

- Against Minnesota (9/11), made his first career start at fullback and saw action on special teams.
- Against Oakland (9/25), started at fullback and snared one reception for 14 yards during the Titans' touchdown drive.
- At Miami (10/9), saw action as a reserve at fullback and helped open holes for Titans' rushers to gain 235 yards on the ground.
- Against Jacksonville (10/27), played as a reserve at fullback and helped open holes for Titans' ball carriers to accumulate 214 yards on the ground.
- At San Diego (11/6), saw limited action as a reserve at fullback. Tied for the team lead with a special teams tackle on coverage units.
- Against Green Bay (11/13), started at fullback and helped block for Titans' ball carriers who collected 162 yards on the ground.
- At Chicago (11/27), played as a reserve at fullback and helped block for Titans' ball carriers to gain 149 yards on the ground.
- Against Denver (12/11), started at fullback and helped block for Titans' rushers to amass 180 rushing yards on 42 carries in a 13-10 victory over the Broncos.
- At Kansas City (12/18), started at fullback and helped pave the way for Titans' ball carriers to gain 148 yards on the ground. Registered his first carry of the season for three yards.

2015 (16/0): Appeared in all 16 games at fullback as a rookie. Carried the ball seven times for 13 yards with a touchdown. Caught five passes for 44 yards with a touchdown. Eight of his 12 touches resulted in first downs. Registered five special teams tackles and a forced fumble on coverage units. Played in his first career NFL game at Tampa Bay (9/13/15). Tied for the team lead in special teams tackles twice in 2015 (at CLE, vs. BUF).

- At Tampa Bay (9/13), saw action as a reserve at fullback and on special teams in his Titans debut. Helped open holes for Titans rushers to gain 124 yards on the ground. Notched a special teams tackle on coverage units. Extended a scoring drive by recovering a Bishop Sankey fumble in the third quarter.
- At Cleveland (9/20), carried the ball once for three yards with a first down while hauling in a 19-yard reception. Collected a special teams tackle on coverage units. Set up the Titans' first touchdown with a 19-yard reception on a screen pass in the third stanza.
- Against Indianapolis (9/27), carried the ball four times for nine yards with his first career touchdown. Kept the Titans' scoring drive alive with a three-yard plunge on fourth-and-one in the third quarter. Got the Titans to within two points with a one-yard touchdown plunge with 47 seconds left to play in the fourth quarter.
- Against Buffalo (10/11), collected a special teams tackle and forced fumble on coverage units. Stripped Denarius Moore on a punt return, and the fumble was recovered by Steve Johnson at the Bills' 39-yard line in the third quarter.
- Against Oakland (11/29), gave the Titans a 21-17 lead with a one-yard touchdown catch with less than five minutes to play in the fourth quarter.

COLLEGE:

- Played in 53 career games at Alabama serving as a fullback, running back, H-back, tight end and on special teams. Carried the ball 113 times for 755 yards and five touchdowns. Also caught 19 career passes with seven receiving touchdowns. Was a member of two national championship teams.
- As a senior (2014), selected to the Senior Bowl and played in all 14 games with five starts. Notched 11 receptions for 129 yards and two touchdowns and had 12 rushes on the season for 69 yards. Had six first-down rushes and six first-down receptions, gaining a first down on 12 of his 23 touches. Was named Offensive Player of the Week three times (against Arkansas, Mississippi State and Auburn).
- As a junior (2013), played in all 13 games, after losing most of his sophomore season to an injured knee. Registered seven receptions for 15 yards with five going for touchdowns. His five receiving touchdowns were the second-highest total on the team. Rushed for 88 yards on 20 carries.
- As a redshirt junior (2012), played in two games and filled a myriad of roles in the Alabama offense before suffering a knee injury in the second half of the Western Kentucky game that ended his season. Had 85 rushing yards on 11 carries for a 7.7 yards per carry average. Also had one reception for six yards.
- As a sophomore (2011), played in 13 games as a reserve and gave Alabama a reliable option off the bench at running back. Backed up Trent Richardson and Eddie Lacy and finished with 385 yards on 56 carries, with four touchdowns. Averaged 6.9 yards per carry and converted 16 first downs rushing the football.
- As a freshman (2010), played in 11 games, earning time on special teams and at running back. Totaled two tackles and rushed the ball 14 times for 111 yards with a 36-yard touchdown.
- Graduated with a degree in human environmental science from Alabama in 2013. Received his master's degree in sport management from Alabama in 2015.

PERSONAL:

- Splits time between Nashville and Mobile, Ala., with his two sons, Jalston Jr. and Jayce.
- Was a four-star running back out of Vigor High School. Was listed as the No. 2 fullback nationally by Scout.com and SuperPrep All-American. Was rated as the No. 9 player in Alabama by SuperPrep, the No. 10 prospect on The Mobile Press-Register's Elite 18 and the No. 3 player in

the Birmingham News Super Senior postseason rankings.

- As a senior in 2009, was an Alabama Sports Writers Association Class 5A All-State selection and named a Birmingham News Super Senior. Was also an outstanding linebacker.
- Rushed for 1,182 yards and 25 touchdowns in 2008 and also caught 27 passes for 391 yards and a score while leading his Vigor team to the 2008 5A Alabama State Championship.
- List of favorites: (TV show) "SpongeBob SquarePants"; (movie) "Major Payne"; (actors) Damon Wayans and Denzel Washington; (childhood sports hero) Terrell Davis; (childhood sports teams) Atlanta Falcons and Atlanta Braves; (video game) "NBA 2K"; (guilty pleasure) red velvet cake; and (food) Soul food and fried chicken.
- Follow Fowler on Twitter at @jalstonfowler.
- Born Jalston Demontrez Fowler, Sr. on July 26, 1990 in Mobile, Ala.

JALSTON FOWLER'S GAME-BY-GAME

| 2015 Tennessee Titans | | | | | RUSHING | | | | | RECEIVING | | | | |
|-----------------------|-------|------|------|-----|---------|-----|----|----|----|-----------|------|----|----|--|
| Date | Opp | W/L | P/S | Att | Yds | Avg | Lg | TD | No | Yds | Avg | Lg | TD | |
| Sept 13 | @ TB | W | p | 0 | 0 | - | 0 | 0 | 0 | 0 | - | 0 | 0 | |
| Sept 20 | @ Cle | L | p | 1 | 3 | 3.0 | 3 | 0 | 1 | 19 | 19.0 | 19 | 0 | |
| Sept 27 | Ind | L | p | 4 | 9 | 2.3 | 3 | 1 | 0 | 0 | - | 0 | 0 | |
| Oct 11 | Buf | L | p | 0 | 0 | - | 0 | 0 | 0 | 0 | - | 0 | 0 | |
| Oct 18 | Mia | L | p | 0 | 0 | - | 0 | 0 | 0 | 0 | - | 0 | 0 | |
| Oct 25 | Atl | L | p | 0 | 0 | - | 0 | 0 | 0 | 0 | - | 0 | 0 | |
| Nov 1 | @ Hou | L | p | 0 | 0 | - | 0 | 0 | 0 | 0 | - | 0 | 0 | |
| Nov 8 | @ NO | W | p | 0 | 0 | - | 0 | 0 | 0 | 0 | - | 0 | 0 | |
| Nov 15 | Car | L | p | 0 | 0 | - | 0 | 0 | 1 | 14 | 14.0 | 14 | 0 | |
| Nov 19 | @ Jax | L | p | 0 | 0 | - | 0 | 0 | 1 | 2 | 2.0 | 2 | 0 | |
| Nov 29 | Oak | L | p | 1 | 1 | 1.0 | 1 | 0 | 1 | 1 | 1.0 | 1t | 1 | |
| Dec 6 | Jax | W | p | 0 | 0 | - | 0 | 0 | 0 | 0 | - | 0 | 0 | |
| Dec 13 | @ NYJ | L | p | 0 | 0 | - | 0 | 0 | 0 | 0 | - | 0 | 0 | |
| Dec 20 | @ NE | L | p | 1 | 0 | 0.0 | 0 | 0 | 1 | 8 | 8.0 | 8 | 0 | |
| Dec 27 | Hou | L | p | 0 | 0 | - | 0 | 0 | 0 | 0 | - | 0 | 0 | |
| Jan 3 | @ Ind | L | p | 0 | 0 | - | 0 | 0 | 0 | 0 | - | 0 | 0 | |
| Totals | | 3-13 | 16/0 | 7 | 13 | 1.9 | 3 | 1 | 5 | 44 | 8.8 | 19 | 1 | |

| 2016 Tennessee Titans | | | | | RUSHING | | | | | RECEIVING | | | | |
|-----------------------|-------|-----|-----|-----|---------|-----|----|----|----|-----------|------|----|----|--|
| Date | Opp | W/L | P/S | Att | Yds | Avg | Lg | TD | No | Yds | Avg | Lg | TD | |
| Sept 11 | Min | L | S | 0 | 0 | - | 0 | 0 | 0 | 0 | - | 0 | 0 | |
| Sept 18 | @ Det | W | S | 0 | 0 | - | 0 | 0 | 0 | 0 | - | 0 | 0 | |
| Sept 25 | Oak | L | S | 0 | 0 | - | 0 | 0 | 1 | 14 | 14.0 | 14 | 0 | |
| Oct 2 | @ Hou | L | p | 0 | 0 | - | 0 | 0 | 0 | 0 | - | 0 | 0 | |
| Oct 9 | @ Mia | W | p | 0 | 0 | - | 0 | 0 | 0 | 0 | - | 0 | 0 | |
| Oct 16 | Cle | W | p | 0 | 0 | - | 0 | 0 | 0 | 0 | - | 0 | 0 | |
| Oct 23 | Ind | L | p | 0 | 0 | - | 0 | 0 | 0 | 0 | - | 0 | 0 | |
| Oct 27 | Jax | W | p | 0 | 0 | - | 0 | 0 | 0 | 0 | - | 0 | 0 | |

| | | | | | | | | | | | | | | | | | | |
|---------------|-------|------------|-------------|----------|----------|------------|----------|----------|----------|-----------|-------------|-----------|----------|---|---|---|---|---|
| Nov 6 | @ SD | L | p | 0 | 0 | - | 0 | 0 | 0 | 0 | - | 0 | 0 | 0 | 0 | - | 0 | 0 |
| Nov 13 | GB | W | S | 0 | 0 | - | 0 | 0 | 0 | 0 | - | 0 | 0 | 0 | 0 | - | 0 | 0 |
| Nov 20 | @ Ind | L | p | 0 | 0 | - | 0 | 0 | 0 | 0 | - | 0 | 0 | 0 | 0 | - | 0 | 0 |
| Nov 27 | @ Chi | W | p | 0 | 0 | - | 0 | 0 | 0 | 0 | - | 0 | 0 | 0 | 0 | - | 0 | 0 |
| Dec 11 | Den | W | S | 0 | 0 | - | 0 | 0 | 0 | 0 | - | 0 | 0 | 0 | 0 | - | 0 | 0 |
| Dec 18 | @ KC | W | S | 1 | 3 | 3.0 | 3 | 0 | 0 | 0 | - | 0 | 0 | 0 | 0 | - | 0 | 0 |
| Dec 24 | @ Jax | L | p | 0 | 0 | - | 0 | 0 | 0 | 0 | - | 0 | 0 | 0 | 0 | - | 0 | 0 |
| Jan 1 | Hou | W | p | 0 | 0 | - | 0 | 0 | 0 | 0 | - | 0 | 0 | 0 | 0 | - | 0 | 0 |
| Totals | | 9-7 | 16/6 | 1 | 3 | 3.0 | 3 | 0 | 1 | 14 | 14.0 | 14 | 0 | | | | | |

| 2017 Tennessee Titans | | | | RUSHING | | | | | | RECEIVING | | | | | |
|-----------------------|-------|-----|------|--------------------------|-----|-----|----|----|----|-----------|-----|----|----|--|--|
| Date | Opp | W/L | P/S | Att | Yds | Avg | Lg | TD | No | Yds | Avg | Lg | TD | | |
| Sept 10 | Oak | L | p | 0 | 0 | - | 0 | 0 | 0 | 0 | - | 0 | 0 | | |
| Sept 17 | @ Jax | W | p | 1 | 3 | 3.0 | 3t | 1 | 0 | 0 | - | 0 | 0 | | |
| Sept 24 | Sea | W | S | 0 | 0 | - | 0 | 0 | 0 | 0 | - | 0 | 0 | | |
| Oct 1 | @ Hou | L | p | 0 | 0 | - | 0 | 0 | 0 | 0 | - | 0 | 0 | | |
| Oct 8 | @ Mia | L | p | 0 | 0 | - | 0 | 0 | 0 | 0 | - | 0 | 0 | | |
| Oct 16 | Ind | W | p | 0 | 0 | - | 0 | 0 | 0 | 0 | - | 0 | 0 | | |
| Oct 22 | @ Cle | W | p | 0 | 0 | - | 0 | 0 | 0 | 0 | - | 0 | 0 | | |
| Nov 5 | Bal | W | p | 0 | 0 | - | 0 | 0 | 0 | 0 | - | 0 | 0 | | |
| Nov 12 | Cin | W | p | 1 | 1 | 1.0 | 1 | 0 | 0 | 0 | - | 0 | 0 | | |
| Nov 16 | @ Pit | L | p | 0 | 0 | - | 0 | 0 | 0 | 0 | - | 0 | 0 | | |
| Nov 26 | @ Ind | W | IA | | | | | | | | | | | | |
| Dec 3 | Hou | W | IA | | | | | | | | | | | | |
| Dec 10 | @ Ari | | | Released on Dec. 9, 2017 | | | | | | | | | | | |
| Dec 17 | @ SF | | | | | | | | | | | | | | |
| Dec 24 | LAR | | | | | | | | | | | | | | |
| Dec 31 | Jax | | | | | | | | | | | | | | |
| Totals | | 8-4 | 10/1 | 2 | 4 | 2.0 | 3t | 1 | 0 | 0 | - | 0 | 0 | | |

Released on Dec. 9, 2017

JALSTON FOWLER'S NFL STATISTICS

REGULAR SEASON

| | | | | RUSHING | | | | | RECEIVING | | | | |
|------------|-----------|----|----|---------|-----|-----|----|----|-----------|-----|------|----|----|
| Year | Team | GP | GS | No | Yds | Avg | Lg | TD | Att | Yds | Avg | Lg | TD |
| 2015 | Tennessee | 16 | 0 | 7 | 13 | 1.9 | 3 | 1 | 5 | 44 | 8.8 | 19 | 1 |
| 2016 | Tennessee | 16 | 6 | 1 | 3 | 3.0 | 3 | 0 | 1 | 14 | 14.0 | 14 | 0 |
| 2017 | Tennessee | 10 | 1 | 2 | 4 | 2.0 | 3t | 1 | 0 | 0 | - | 0 | 0 |
| NFL Totals | | 42 | 7 | 10 | 20 | 2.0 | 3t | 2 | 6 | 58 | 9.7 | 19 | 1 |

Single-Game Highs

Rushes - 4 vs. Indianapolis (9/27/15)

Rushing Yards - 9 vs. Indianapolis (9/27/15)

Long Rush - **3 (Four times, last at Jacksonville 9/17/17)**

Rushing Touchdown - **1 (Twice, last at Jacksonville 9/17/17)**

Receptions - 1 (Six times, last vs. Oakland 9/25/16)

Receiving Yards - 19 at Cleveland (9/20/15)

Long Reception - 19 at Cleveland (9/20/15)

Receiving Touchdown - 1 vs. Oakland (11/29/15)

Additional Statistics

Fumble Recoveries - 1 (2015)

Forced Fumble - 1 (2015)

Special Teams Tackles - 5 (2015), 3 (2016)



22 DERRICK HENRY

RUNNING BACK • 6'3" • 247 LBS • COLLEGE: ALABAMA

ACQUIRED: 2ND ROUND - 2016 • NFL EXPERIENCE (NFL/TITANS): 2/2

HOMETOWN: YULEE, FLA.

GAMES PLAYED/GAMES STARTED: 31/4 (PLAYOFFS: 2/2)



PRO: The Titans selected Heisman Trophy winner Derrick Henry in the second round of the 2016 NFL Draft out of the University of Alabama. The 6-foot-3-inch, 247-pounder is a powerful, downhill runner who displays tremendous speed and balance. He has the uncanny ability to find the end zone, having scored 45 combined touchdowns in three seasons with the Crimson Tide. As a rookie in 2016, he scored five touchdowns, sharing time in the backfield with veteran DeMarco Murray. At Alabama, he set numerous school and SEC records while leading his team to a National Championship in 2015.

CAREER HIGHLIGHTS:

- In 2016, Henry rushed for 490 yards and five touchdowns to become the third rookie for the franchise in the "Titans era" to score at least five touchdowns in a season, joining Vince Young (seven rushing touchdowns in 2006) and Chris Johnson (nine rushing and one receiving in 2008).
- Despite playing just three seasons and not seeing extensive action in his first campaign at Alabama, Henry finished his career as the school's all-time rushing leader with 3,591 yards.
- As a senior in 2015, Henry claimed the Heisman Trophy and led his team to the College Football Playoff National Championship. He also won the Doak Walker and Maxwell Award and was selected as the Walter Camp Player of the Year after rushing for an Alabama and Southeastern Conference record 2,219 yards.
- Henry's career high in rushing at Alabama was 271 yards at Auburn on Nov. 28, 2015.

TITANS TIDBITS:

- In high school, Henry broke the 51-year-old national high school rushing record with 12,124 yards after compiling 4,261 rushing yards as a senior.
- Henry sealed an Iron Bowl victory with an epic, career-best 271 rushing yards against the Tigers. He put the Crimson Tide on his back by carrying the ball a school-record 46 times. His 271 rushing yards were 11 more yards than Auburn had in total offense (260). He ended the game with 14 consecutive rushes to run out the clock.
- Henry says his grandmother Gladys Henry played a key inspirational role in his development. He has a portrait tattoo of her on his chest.
- Henry has been growing out his hair since he was in elementary school.

CAREER TRANSACTIONS:

- The Yulee, Fla., native was selected by the Titans in the second round (45th overall) the 2016 NFL Draft.

SEASON RECAPS:

2017 (16/2, 2/2): Saw action in all 16 games with two starts at running back and led the team with a career-best 744 rushing yards on 176 carries. Tied for second on the squad with five rushing touchdowns. Caught 11 passes for 136 yards with a touchdown. Started his first two career postseason contests and led the squad with 184 rushing yards on 35 carries with a touchdown. Recorded five catches for 56 yards. Led the team in rushing yards eight times in 2017 (at JAX, vs. IND, vs. BAL, vs. CIN, at PIT, at IND, vs. HOU, at KC). Led the team in receiving yards once in 2017 (vs. JAX). Has three career 100-yard rushing performances (including the playoffs), all in 2017 (vs. IND, vs. HOU, at KC). Collected a career-best 131 rushing yards against Indianapolis (10/16/17). Set a new single-game postseason franchise record with 191 scrimmage yards at Kansas City (1/6/18), breaking a 57-year-old record.

- Against Oakland (9/10), played as a reserve at running back and rushed

six times for 25 yards.

- At Jacksonville (9/17), saw action as a reserve at running back and led the team with a then career-best 92 rushing yards on 14 carries with a touchdown. Posted 87 of his rushing yards in the second half. Kept the Titans' second scoring drive alive with a two-yard run on third-and-one in the second quarter. Gave the Titans a 16-3 lead with a punishing 17-yard touchdown run up the middle with 6:36 left to play in the third quarter. Extended the Titans' final touchdown drive with a three-yard plunge on third-and-one in the final quarter.
- Against Seattle (9/24), played as a reserve at running back and carried the ball 13 times for 54 yards. Caught one pass for 10 yards. Set up the Titans' fourth quarter field goal with a career-long 25-yard run down to the Seattle 36-yard line.
- At Houston (10/1), saw action as a reserve at running back and carried the ball six times for seven yards. Kept the Titans' second touchdown drive alive with a three-yard run on third-and-one in the second quarter.
- At Miami (10/8), played as a reserve at running back and rushed four times for nine yards.
- Against Indianapolis (10/16), saw action as a reserve at running back and led the team with a career-best 131 rushing yards on a career-high 19 rushes with a touchdown. Caught one pass for 14 yards out of the backfield. Sealed the Titans' win with a 72-yard touchdown rumble down the left sideline on third-and-five with 47 second left to play in the game.
- At Cleveland (10/22), played as a reserve at running back and carried the ball 13 times for 13 yards. Snared two receptions for 11 yards. Extended the Titans' first scoring drive with a two-yard run on third-and-one in the opening quarter.
- Against Baltimore (11/5), played as a reserve at running back and led the team with 26 rushing yards on eight carries including a touchdown. Caught two passes for 10 yards. Increased the Titans lead to 16-6 with a one-yard touchdown run on third-and-one in the second quarter. Extended the Titans' game-winning touchdown drive with a six-yard catch on third-and-three in the fourth quarter.
- Against Cincinnati (11/12), saw action as a reserve at running back and led the team with 52 rushing yards on 11 carries.
- At Pittsburgh (11/16), played as a reserve at running back and led the team with 32 rushing yards on seven carries.
- At Indianapolis (11/26), saw action as a reserve at running back and led the team with 79 rushing yards on 13 carries. Hauled in one reception for 10 yards out of the backfield. During the team's game-winning drive in the fourth quarter, posted five carries for 42 yards and one reception for 10 yards. Helped seal the game with a 16-yard run on the first play after the two-minute warning.
- Against Houston (12/3), played as a reserve at running back and led the team with 109 rushing yards on 11 carries with a score. Set up the Titans' first touchdown with a 24-yard rumble down to the Texans' nine-yard line. Extended the Titans' second touchdown drive with a three-yard run on fourth-and-one late in the third quarter. Clinched the victory with a 75-yard touchdown run on third-and-five late in the fourth quarter.
- At Arizona (12/10), started at running back as the team opened in a two-back set and rushed eight times for 20 yards with a touchdown. Kept the Titans' touchdown drive alive with a one-yard run on third-and-one in the second quarter. Gave the Titans a 7-0 lead with a six-yard touchdown run off left end with 7:16 remaining in the first half.
- At San Francisco (12/17), played as a reserve at running back and rushed seven times for 19 yards. Caught two passes for nine yards out of the backfield. Kept the Titans' first scoring drive alive with a three-yard run on third-and-one late in the first quarter. Extended the Titans' second touchdown drive with a 10-yard jaunt on third-and-one in the third stanza.

- Against Los Angeles Rams (12/24), played as a reserve at running back and rushed eight times for 25 yards. Caught one pass for six yards out of the backfield.
- Against Jacksonville (12/31), started at running back and carried the ball a career-high 28 times for 51 yards. Led the team with 66 receiving yards and a touchdown. Gave the Titans a 6-0 lead with a 66-yard touchdown catch on a screen pass early in the second quarter.
- At Kansas City (1/6), started at running back and led the team with 156 rushing yards on 23 carries with a touchdown in his first career postseason game. Caught two passes for 35 yards out of the backfield. His 191 scrimmage yards set a new single-game postseason record for the franchise, breaking a 57-year-old record. Cut the Chiefs' lead to 21-16 with a 35-yard touchdown jaunt with 14:08 left to play in the game. Sealed the victory with a 22-yard rumble for a first down on third-and-10 with 1:53 remaining in the game.
- At New England (1/13), started at running back and carried the ball 12 times for 28 yards. Caught three passes for 21 yards out of the backfield.

2016 (15/2): Played in 15 games with two starts at running back as a rookie and ranked second on the team with 490 rushing yards on 110 carries with five touchdowns. Became the third rookie for the franchise in the "Titans era" to score at least five touchdowns in a season. Hauled in 13 receptions for 137 yards. Did not play in one contest after suffering an injury in pregame warmups. Led the team in rushing yards twice (at CHI, vs. HOU). Tied for the team lead in receptions once (vs. JAX). Appeared in his first career NFL game and started at running back against Minnesota (9/11/16). Posted his first career touchdown against Jacksonville (10/27/16).

- Against Minnesota (9/11), made his NFL debut and started in a two-running back set. Carried the ball five times for three yards and caught two passes for 41 yards. Set up the Titans' opening field goal by hauling in his first career reception and reversing field for a 29-yard gain in the first quarter.
- At Detroit (9/18), played as a reserve at running back and rushed nine times for 40 yards. Caught one pass for nine yards. Extended the Titans' first scoring drive with a five-yard jaunt on third-and-one late in the opening stanza.
- At Miami (10/9), started at running back as the team opened the game in a two-running back set. Rushed seven times for 54 yards with a long rush of 22 yards. Set up the Titans' second touchdown with a 22-yard dash up the middle in the second quarter.
- Against Jacksonville (10/27), played significant snaps as a reserve at running back and rushed 16 times for 60 yards with his first career touchdown. Tied for the team lead with four receptions for 37 yards. Increased the Titans lead to 17-0 with his first career rushing touchdown on a six-yard run off right end in the second quarter. Kept the Titans' final scoring drive alive with a two-yard rumble on third-and-one on the first play of the fourth quarter.
- At San Diego (11/6), did not play after being injured in pregame warmups.
- At Chicago (11/27), played as a reserve at running back and led the team with 60 rushing yards on eight carries with a touchdown. Evened the score at 7-7 with an 11-yard touchdown run off left tackle with four seconds left to play in the first quarter.
- At Kansas City (12/18), played as a reserve at running back and carried the ball nine times for 58 yards with two touchdowns. Carried the ball five times for 41 yards during the Titans' initial touchdown drive that was punctuated by his four-yard touchdown run with 11:58 left to play in the second quarter. Cut the Chiefs' lead to 17-16 with his second touchdown of the afternoon, a one-yard jaunt, with 3:12 left to play in the fourth quarter.
- Against Houston (1/1), played as a reserve at running back and led the team with a career-best 65 rushing yards on 15 carries with a touchdown. Caught one pass for three yards. Kept the Titans' final touchdown drive alive with a 14-yard run on third-and-one in the third quarter. Gave the Titans a 21-7 advantage with a two-yard touchdown jaunt with 4:44 left to play in the third stanza.

COLLEGE:

- In three seasons at Alabama (2013-15), Henry played in 39 games and totaled 602 carries for a school-record 3,591 yards and 42 rushing touchdowns and added 285 yards on 17 career receptions with three receiving scores. Henry won numerous awards including the Heisman Trophy, the Doak Walker Award, Walter Camp Award, and Maxwell Award. During Alabama's victory over Clemson in the 2016 College Football Playoff National Championship, he broke Shaun Alexander's record for most career rushing yards in Alabama history.

- As a junior (2015), claimed the Crimson Tide's second Heisman Trophy and led his team to the College Football Playoff National Championship. Also won the Doak Walker and Maxwell Award and was selected as the Walter Camp Player of the Year. Named a unanimous first team All-American and first team All-SEC by the league's coaches and the Associated Press. Selected as the SEC Offensive Player of the Year by both outlets. Rushed for a school- and Southeastern Conference record 2,219 yards, which led the nation and was the fifth most in a single-season by an FBS player in college football history. Averaged 147.9 yards per game, which was second in the country. His 28 rushing touchdowns were a national best and an SEC record, snapping Tim Tebow and Tre Mason's old mark of 23. Led the SEC in rushing in conference games with a 179.2 yards per game average, including 13 touchdowns. Had multiple rushing touchdowns in nine games and set the Alabama single-season record with 10 100-yard rushing games and four 200-yard games, which broke Bobby Humphrey's school record (3) set in 1986. Only the third running back in SEC history (Herschel Walker and Bo Jackson) to have four 200-yard games in a single season. Set the school record with 11 consecutive games with a rushing touchdown and finished his career 20 straight, which was the most in the SEC history. Caught 11 passes for 91 yards. Accounted for a team-high 109 first down rushes on a school-record 395 carries. Was a five-time SEC Offensive Player of the Week (Wisconsin, Georgia, Texas A&M, Mississippi State and Auburn).
- At Auburn (11/28), produced a Heisman-worthy performance as he rushed his way past the Tigers on the Plains to the tune of a career-high 271 yards on the ground on a school-record 46 carries. Scored a touchdown on his 46th and final carry on a 25-yard jaunt that capped 14 straight rushes to end the game. Earned Walter Camp National Player of the Week honors and SEC Player of the Week accolades.
- Against Clemson (1/11), rushed for 158 yards and three touchdowns as the Crimson Tide claimed a 45-40 victory to win the national championship. Carried 36 times, including a 50-yard touchdown scamper in the first quarter and then sealed the win with a one-yard plunge with 1:07 remaining in the game.
- As a sophomore (2014), finished the year with 990 rushing yards on 172 carries with 11 rushing touchdowns. Had five receptions for 133 yards and two receiving touchdowns. Played in all 14 games with two starts and had 21 explosive rushes of 12 yards or more while converting 47 first downs, including four on third down. Three of his five receptions were explosive, taking screen passes 29, 41 and 52 yards.
- As a freshman (2013), as a true freshman saw action in 12 games and totaled 382 rushing yards on 35 carries for a 10.9 yards per carry average. Rushed 10 times (28.6 percent) for 12 yards or more while converting 17 first downs. Took his one pass reception to the end zone for a 61-yard catch and run in the Sugar Bowl. Contributed three tackles on special teams. Registered two 100-yard game (111 vs. Arkansas and 100 vs. Oklahoma).
- Majored in communications at Alabama.

PERSONAL:

- Single, splits time between Nashville and Yulee, Fla.
- Attended Yulee (Fla.) High School, where he was five-star prospect that was listed as the nation's No. 1 athlete and No. 4 running back prospect.
- Was a member of the 2012 All-USA Football Team, chosen by USA Today and also was named the 2012 Maxwell Football Club National High School Player of the Year.
- Broke Ken Hall's 51-year-old national high school rushing record with 12,124 yards after rushing for 4,261 yards as a senior in 2012. Was a Parade Magazine All-American and the publication's National Player of the Year.
- Played for the East squad in the U.S. Army All-American Bowl, rushing for 53 yards with a touchdown and a two-point conversion.
- Named MaxPreps National Player of the Year and first-team All-American after finishing his high school career with 153 rushing touchdowns, which ranks fifth all time, including 55 scores in 2012.
- Set the Florida high school record with a 510-yard performance against Jacksonville Jackson and averaged 9.2 yards per carry and 327.8 yards per game as a senior.
- Named 2012 first-team All-State selection by the Associated Press and was the Player of the Year on the All-First Coast team.
- Named the 2012 Columbus (Ohio) Touchdown Club National High School Player of the Year as a senior.
- As a junior (2011), rushed for 2,610 yards and 34 scores to earn first-team All-Coast honors from the Florida Times-Union.

- As a sophomore (2010) was named first-team All-Coast running back after rushing for 2,788 yards and 38 touchdowns while averaging 8.9 yards per attempt.
- As a freshman (2009), rushed for 2,465 yards and 26 scores.
- Also played basketball and ran track (100, 400, 4x100, 4x400) in high school.
- As a standout track & field athlete, he competed as a sprinter and posted a personal-best time of 11.11 seconds in the 100-meter dash at the 2011 FHSA 2A District 3 Championships, where he placed seventh.
- Follow Henry on Twitter at @kinghenry_2.
- Follow Henry on Instagram at @last_king_2.
- Follow Henry on Snapchat at @Dhenryyyy2.
- List of favorites: (movie) "Remember the Titans"; (musician) Kevin Gates; (place to get away) anywhere with his family; (food) wings; (athletes as a

child) LaDainian Tomlinson and Eddie George; (sports teams as a child) New York Yankees, Los Angeles Lakers.

- Born Derrick Lamar Henry, Jr. on Jan. 4, 1994 in Yulee, Fla.

DERRICK HENRY'S GAME-BY-GAME

| 2016 Tennessee Titans | | | | RUSHING | | | | | | RECEIVING | | | | | |
|-----------------------|-------|-----|------|---------|-----|-----|----|----|----|-----------|------|----|----|--|--|
| Date | Opp | W/L | P/S | Att | Yds | Avg | Lg | TD | No | Yds | Avg | Lg | TD | | |
| Sept 11 | Min | L | S | 5 | 3 | 0.6 | 5 | 0 | 2 | 41 | 20.5 | 29 | 0 | | |
| Sept 18 | @ Det | W | p | 9 | 40 | 4.4 | 9 | 0 | 1 | 9 | 9.0 | 9 | 0 | | |
| Sept 25 | Oak | L | p | 10 | 45 | 4.5 | 13 | 0 | 0 | 0 | - | 0 | 0 | | |
| Oct 2 | @ Hou | L | p | 3 | 9 | 3.0 | 6 | 0 | 0 | 0 | - | 0 | 0 | | |
| Oct 9 | @ Mia | W | S | 7 | 54 | 7.7 | 22 | 0 | 0 | 0 | - | 0 | 0 | | |
| Oct 16 | Cle | W | p | 2 | 7 | 3.5 | 4 | 0 | 2 | 20 | 10.0 | 12 | 0 | | |
| Oct 23 | Ind | L | p | 1 | 3 | 3.0 | 3 | 0 | 0 | 0 | - | 0 | 0 | | |
| Oct 27 | Jax | W | p | 16 | 60 | 3.8 | 15 | 1 | 4 | 37 | 9.3 | 15 | 0 | | |
| Nov 6 | @ SD | L | DNP | | | | | | | | | | | | |
| Nov 13 | GB | W | p | 9 | 31 | 3.4 | 19 | 0 | 0 | 0 | - | 0 | 0 | | |
| Nov 20 | @ Ind | L | p | 0 | 0 | - | 0 | 0 | 0 | 0 | - | 0 | 0 | | |
| Nov 27 | @ Chi | W | p | 8 | 60 | 7.5 | 17 | 1 | 0 | 0 | - | 0 | 0 | | |
| Dec 11 | Den | W | p | 12 | 42 | 3.5 | 6 | 0 | 1 | 5 | 5.0 | 5 | 0 | | |
| Dec 18 | @ KC | W | p | 9 | 58 | 6.4 | 15 | 2 | 0 | 0 | - | 0 | 0 | | |
| Dec 24 | @ Jax | L | p | 4 | 13 | 3.3 | 10 | 0 | 2 | 22 | 11.0 | 11 | 0 | | |
| Jan 1 | Hou | W | p | 15 | 65 | 4.3 | 14 | 1 | 1 | 3 | 3.0 | 3 | 0 | | |
| Totals | | 9-7 | 15/2 | 110 | 490 | 4.5 | 22 | 5 | 13 | 137 | 10.5 | 29 | 0 | | |

| 2017 Tennessee Titans | | | | | | | | | RUSHING | | | | | RECEIVING | | | | |
|-----------------------|-------|-----|-----|------|-----|-----|-----|-----|---------|-----|------|------|-----|-----------|--|--|--|--|
| Date | Opp | W/L | P/S | Att | Yds | Avg | Lg | TD | No | Yds | Avg | Lg | TD | | | | | |
| Sept 10 | Oak | L | p | 6 | 25 | 4.2 | 8 | 0 | 0 | 0 | - | 0 | 0 | | | | | |
| Sept 17 | @ Jax | W | p | 14 | 92 | 6.6 | 17t | 1 | 0 | 0 | - | 0 | 0 | | | | | |
| Sept 24 | Sea | W | p | 13 | 54 | 4.2 | 25 | 0 | 1 | 10 | 10.0 | 10 | 0 | | | | | |
| Oct 1 | @ Hou | L | p | 6 | 7 | 1.2 | 3 | 0 | 0 | 0 | - | 0 | 0 | | | | | |
| Oct 8 | @ Mia | L | p | 4 | 9 | 2.3 | 11 | 0 | 0 | 0 | - | 0 | 0 | | | | | |
| Oct 16 | Ind | W | p | 19 | 131 | 6.9 | 72t | 1 | 1 | 14 | 14.0 | 14 | 0 | | | | | |
| Oct 22 | @ Cle | W | p | 13 | 13 | 1.0 | 9 | 0 | 2 | 11 | 5.5 | 8 | 0 | | | | | |
| Nov 5 | Bal | W | p | 8 | 26 | 3.3 | 10 | 1 | 2 | 10 | 5.0 | 6 | 0 | | | | | |
| Nov 12 | Cin | W | p | 11 | 52 | 4.7 | 23 | 0 | 0 | 0 | - | 0 | 0 | | | | | |
| Nov 16 | @ Pit | L | p | 7 | 32 | 4.6 | 16 | 0 | 0 | 0 | - | 0 | 0 | | | | | |
| Nov 26 | @ Ind | W | p | 13 | 79 | 6.1 | 16 | 0 | 1 | 10 | 10.0 | 10 | 0 | | | | | |
| Dec 3 | Hou | W | p | 11 | 109 | 9.9 | 75t | 1 | 0 | 0 | - | 0 | 0 | | | | | |
| Dec 10 | @ Ari | L | S | 8 | 20 | 2.5 | 9 | 1 | 0 | 0 | - | 0 | 0 | | | | | |
| Dec 17 | @ SF | L | p | 7 | 19 | 2.7 | 10 | 0 | 2 | 9 | 4.5 | 8 | 0 | | | | | |
| Dec 24 | LAR | L | p | 8 | 25 | 3.1 | 10 | 0 | 1 | 6 | 6.0 | 6 | 0 | | | | | |
| Dec 31 | Jax | W | S | 28 | 51 | 1.8 | 13 | 0 | 1 | 66 | 66.0 | 66t | 1 | | | | | |
| Totals | | 9-7 | | 16/2 | 176 | 744 | 4.2 | 75t | 5 | 11 | 136 | 12.4 | 66t | 1 | | | | |
| Playoffs | | | | | | | | | | | | | | | | | | |
| Jan 6 | @ KC | W | S | 23 | 156 | 6.8 | 35t | 1 | 2 | 35 | 17.5 | 29 | 0 | | | | | |
| Jan 13 | @ NE | L | S | 12 | 28 | 2.3 | 4 | 0 | 3 | 21 | 7.0 | 14 | 0 | | | | | |
| Totals | | 1-1 | | 2/2 | 35 | 184 | 5.3 | 35t | 1 | 5 | 56 | 11.2 | 29 | 0 | | | | |

DERRICK HENRY'S NFL STATISTICS

| REGULAR SEASON | | | | RUSHING | | | | | RECEIVING | | | | |
|----------------|-----------|----|----|---------|------|-----|-----|----|-----------|-----|------|-----|----|
| Year | Team | GP | GS | No | Yds | Avg | Lg | TD | Att | Yds | Avg | Lg | TD |
| 2016 | Tennessee | 15 | 2 | 110 | 490 | 4.5 | 22 | 5 | 13 | 137 | 10.5 | 29 | 0 |
| 2017 | Tennessee | 16 | 2 | 176 | 744 | 4.2 | 75t | 5 | 11 | 136 | 12.4 | 66t | 1 |
| NFL Totals | | 31 | 4 | 286 | 1234 | 4.3 | 75t | 10 | 24 | 273 | 11.4 | 66t | 1 |

| PLAYOFFS | | | | RUSHING | | | | | RECEIVING | | | | |
|------------|-----------|----|----|---------|-----|-----|-----|----|-----------|-----|------|----|----|
| Year | Team | GP | GS | No | Yds | Avg | Lg | TD | Att | Yds | Avg | Lg | TD |
| 2017 | Tennessee | 2 | 2 | 35 | 184 | 5.3 | 35t | 1 | 5 | 56 | 11.2 | 29 | 0 |
| NFL Totals | | 2 | 2 | 35 | 184 | 5.3 | 35t | 1 | 5 | 56 | 11.2 | 29 | 0 |

Single-Game Highs

Rushes - **28 vs. Jacksonville (12/31/17)**
Rushing Yards - **131 vs. Indianapolis (10/16/17)**
Long Rush - **75t vs. Houston (12/3/17)**
Touchdowns - **2 at Kansas City (12/18/16)**
Receptions - **4 vs. Jacksonville (10/27/16)**
Receiving Yards - **66 vs. Jacksonville (12/31/17)**
Long Reception - **66t vs. Jacksonville (12/31/17)**
Touchdowns - **1 vs. Jacksonville (12/31/17)**

Playoff Single-Game Highs

Rushes - **23 at Kansas City (1/6/18)**
Rushing Yards - **156 at Kansas City (1/6/18)**
Long Rush - **35t at Kansas City (1/6/18)**
Touchdowns - **1 at Kansas City (1/6/18)**
Receptions - **3 at New England (1/13/18)**
Receiving Yards - **35 at Kansas City (1/6/18)**
Long Reception - **29 at Kansas City (1/6/18)**



20 DEMONTRE HURST

CORNERBACK • 5'10" • 191 LBS • COLLEGE: OKLAHOMA
ACQUIRED: UNRESTRICTED FREE AGENT (CHICAGO) - 2017
NFL EXPERIENCE (NFL/TITANS): 4/1 • HOMETOWN: LANCASTER, TEXAS
GAMES PLAYED/GAMES STARTED: 32/4 (PLAYOFFS: 0/0)



PRO: The Titans added free agent Demontre Hurst to the secondary late in 2017 season to provide depth and competition at cornerback. With three years and 32 games of NFL experience under his belt, the 5-foot-10-inch, 191-pounder originally joined Tennessee during training camp from the Chicago Bears where he was a three-year contributor on defense and special teams. Hurst has notched 55 tackles, one sack for 11 yards, two interceptions, three passes defended, one forced fumble and 11 special teams tackles in three seasons (2014-16).

TITANS TIDBITS:

- In 2017, hosted "Demontre Hurst Skills Camp" in his hometown of Lancaster, Texas.
- In 2011, Hurst starred in "Demontre's Corner" on the Oklahoma Sooner's website. The six-episode series took viewers behind the scenes of Hurst's life.

CAREER TRANSACTIONS:

- The Lancaster, Texas, native signed with the Chicago Bears as a rookie free agent on April 28, 2013.
- Waived by the Bears on Aug. 30, 2013.
- Signed by the Bears to the team's practice squad on Sept. 1, 2013.
- Signed by the Bears to a futures contract on Dec. 30, 2013.
- Waived by the Bears on Sept. 8, 2014.
- Signed by the Bears on Sept. 18, 2014.
- Waived by the Bears on Sept. 19, 2015.
- Signed by the Bears to the team's practice squad on Sept. 22, 2015.
- Signed by the Bears to the team's active roster from the practice squad on Oct. 7, 2015.
- Waived by the Bears on Oct. 19, 2015.
- Signed by the Bears to the team's practice squad on Oct. 21, 2015.
- Signed by the Bears to the team's active roster from the practice squad on Dec. 12, 2015.
- Waived by the Bears on Sept. 4, 2016.
- Signed by the Bears to the team's practice squad on Sept. 5, 2016.
- Signed by the Bears to the team's active roster from the practice squad on Oct. 8, 2016.
- Waived by the Bears on Oct. 10, 2016.
- Signed by the Bears to the practice squad on Oct. 11, 2016.
- Signed by the Bears to the team's active roster from the practice squad on Oct. 25, 2016.
- Signed by the Titans as an unrestricted free agent on April 3, 2017.
- Released by the Titans on Sept. 2, 2017.
- Signed by the Titans as a free agent on Dec. 22, 2017.
- Released by the Titans on Dec. 29, 2017.

SEASON RECAPS:

2017 (0/0 - Tennessee): Spent one week on the active roster and was inactive for one contest.

- Against Los Angeles Rams (12/24), was inactive.

2016 (10/1 - Chicago): Began the season on the Bears' practice squad before being signed to the active roster and making his 2016 debut on special teams in Week 5 at Indianapolis (10/9). Hurst was re-signed to the practice squad on Oct. 11 but was called back up to the active roster on Oct. 25 where he remained for the rest of the season. In total, Hurst appeared in 10 games with one start on the season and recorded 14 tackles, one sack for 11 yards, an interception and one pass defended.

- Against Green Bay (12/18), notched his first career sack.

2015 (7/1 - Chicago): Appeared in seven games with one start for the Bears and was a member of the Bears active roster in Weeks 1, 5-6 and 14-17. Totaled six tackles, one quarterback hurry and one pass defended on the season.

2014 (15/2 - Chicago): Saw action in 15 contests with two starts in his first season on the Bears active roster. Finished third on the team with 35 tackles and also recorded 1.5 tackles for loss, one interception, one pass defended, forced one fumble and eight special teams tackles.

- At Atlanta (10/12), recorded first career interception.
- Against Minnesota (11/16), posted a career-high six tackles.

2013 (7/1 - Chicago): Signed with the Bears as a rookie free agent and spent the full season on the practice squad.

COLLEGE:

- Appeared in 53 games with 40 starts over four seasons at Oklahoma. Totaled 178 tackles, 10 tackles for loss, two sacks for 17 yards, two interceptions for 104 yards, four forced fumbles, three fumble recoveries and 33 passes defended.
- As a senior (2012), started all 13 games at cornerback. Recorded 59 tackles, one sack for a 2-yard loss, nine passes defended and one fumble recovery. Posted a season-high seven tackles, one sack and two passes defended against Notre Dame (10/28). Named All-Big 12 Second Team by coaches.
- As a junior (2011), started all 13 games and led the team with 11 passes defended. Notched 55 tackles, one forced fumble, two fumble recoveries and scored his first career touchdown with a 55-yard interception return at Texas (10/8). Named All-Big 12 Second Team by coaches.
- As a sophomore (2010), started all 14 games and posted 50 tackles including four for loss. Intercepted a 49-yard pass in the season opener vs. Utah State (9/4). Also forced three fumbles, recovered two fumbles and ranked second on the team in passes defended with 11.
- As a freshman (2009), appeared in 13 games on defense and special teams. Made 14 tackles, two passes defended and his first career sack for a loss of 15 yards vs. Texas (10/17).
- Majored in communications at Oklahoma.

PERSONAL:

- Attended Lancaster (Texas) High School where he recorded 75 tackles, three fumble recoveries, one forced fumble, five interceptions with one returned for a touchdown and two kickoff returns for touchdowns during his senior season. Named 2008 district MVP as a senior.
- Son of Rhonda Hurst.
- Enjoys bowling in his spare time.
- Follow Hurst on Twitter at @Trey_Zero.
- Follow Hurst on Instagram at @Cheezy2xs.
- Born Demontre Hurst on March 24, 1991 in Lancaster, Texas.

DEMONTRE HURST'S GAME-BY-GAME

2014 Chicago Bears

| Date | Opp | W/L | P/S | Tot | Solo | Asst | Sk | - Yds | QBP | TFL | Int- | Yds | -TD | PD | FF | FR | - Yds | SpT |
|---------------|-------|-----|-----|-------------|-------------|-----------|-----------|----------|------------|------------|----------|----------|----------|----------|----------|----------|----------|----------|
| Sept 7 | Buf | L | p | 0 | 0 | 0 | 0.0 | 0.0 | 0 | 0 | 0 | 0 | 0 | 0 | 0 | 0 | 0 | 0 |
| Sept 14 | @ SF | W | NOR | | | | | | | | | | | | | | | |
| Sept 22 | @ NYJ | W | p | 0 | 0 | 0 | 0.0 | 0.0 | 0 | 0 | 0 | 0 | 0 | 0 | 0 | 0 | 0 | 1 |
| Sept 28 | GB | L | p | 0 | 0 | 0 | 0.0 | 0.0 | 0 | 0 | 0 | 0 | 0 | 0 | 0 | 0 | 0 | 0 |
| Oct 5 | @ Car | L | p | 0 | 0 | 0 | 0.0 | 0.0 | 0 | 0 | 0 | 0 | 0 | 0 | 0 | 0 | 0 | 0 |
| Oct 12 | @ Atl | W | p | 3 | 2 | 1 | 0.0 | 0.0 | 0 | 0 | 1 | 0 | 0 | 1 | 0 | 0 | 0 | 0 |
| Oct 19 | Mia | L | p | 3 | 2 | 1 | 0.0 | 0.0 | 0 | 0 | 0 | 0 | 0 | 0 | 0 | 0 | 0 | 2 |
| Oct 26 | @ NE | L | s | 0 | 0 | 0 | 0.0 | 0.0 | 0 | 0 | 0 | 0 | 0 | 0 | 0 | 0 | 0 | 0 |
| Nov 9 | @ GB | L | p | 1 | 0 | 1 | 0.0 | 0.0 | 0 | 0 | 0 | 0 | 0 | 0 | 0 | 0 | 0 | 0 |
| Nov 16 | Min | W | p | 6 | 6 | 0 | 0.0 | 0.0 | 1 | 0 | 0 | 0 | 0 | 0 | 0 | 0 | 0 | 0 |
| Nov 23 | TB | W | p | 6 | 5 | 1 | 0.0 | 0.0 | 1 | 0 | 0 | 0 | 0 | 1 | 0 | 0 | 0 | 1 |
| Nov 27 | @ Det | L | p | 4 | 2 | 2 | 0.0 | 0.0 | 1 | 1 | 0 | 0 | 0 | 0 | 0 | 0 | 0 | 0 |
| Dec 4 | Dal | L | p | 2 | 1 | 1 | 0.0 | 0.0 | 0 | 0 | 0 | 0 | 0 | 0 | 0 | 0 | 0 | 2 |
| Dec 15 | NO | L | p | 2 | 1 | 1 | 0.0 | 0.0 | 0 | 0 | 0 | 0 | 0 | 0 | 0 | 0 | 0 | 0 |
| Dec 21 | Det | L | s | 3 | 3 | 0 | 0.0 | 0.0 | 0 | 0 | 0 | 0 | 0 | 0 | 0 | 0 | 0 | 0 |
| Dec 28 | @ Min | L | p | 2 | 2 | 0 | 0.0 | 0.0 | 0 | 0 | 0 | 0 | 0 | 0 | 0 | 0 | 0 | 0 |
| Totals | | | | 5-11 | 15/2 | 32 | 24 | 8 | 0.0 | 0.0 | 3 | 1 | 1 | 0 | 0 | 1 | 1 | 0 |

2015 Chicago Bears

| Date | Opp | W/L | P/S | Tot | Solo | Asst | Sk | - Yds | QBP | TFL | Int- | Yds | -TD | PD | FF | FR | - Yds | SpT |
|---------|-------|-----|-----|-----|------|------|-----|-------|-----|-----|------|-----|-----|----|----|----|-------|-----|
| Sept 13 | GB | L | p | 0 | 0 | 0 | 0.0 | 0.0 | 0 | 0 | 0 | 0 | 0 | 0 | 0 | 0 | 0 | 1 |
| Sept 20 | Ari | L | NOR | | | | | | | | | | | | | | | |
| Sept 27 | @ Sea | L | PS | | | | | | | | | | | | | | | |
| Oct 4 | Oak | W | PS | | | | | | | | | | | | | | | |
| Oct 11 | @ KC | W | p | 0 | 0 | 0 | 0.0 | 0.0 | 0 | 0 | 0 | 0 | 0 | 0 | 0 | 0 | 0 | 0 |
| Oct 18 | @ Det | L | p | 0 | 0 | 0 | 0.0 | 0.0 | 0 | 0 | 0 | 0 | 0 | 0 | 0 | 0 | 0 | 0 |
| Nov 1 | Min | L | PS | | | | | | | | | | | | | | | |
| Nov 9 | @ SD | W | PS | | | | | | | | | | | | | | | |
| Nov 15 | @ StL | W | PS | | | | | | | | | | | | | | | |
| Nov 22 | Den | L | PS | | | | | | | | | | | | | | | |
| Nov 26 | @ GB | W | PS | | | | | | | | | | | | | | | |
| Dec 6 | SF | L | PS | | | | | | | | | | | | | | | |

| | | | | | | | | | | | | | | | | | | |
|---------------|-------|---|---|-------------|------------|----------|----------|----------|------------|------------|----------|----------|----------|----------|----------|----------|----------|----------|
| Dec 13 | Was | L | p | 0 | 0 | 0 | 0.0 | 0.0 | 0 | 0 | 0 | 0 | 0 | 0 | 0 | 0 | 0 | 0 |
| Dec 20 | @ Min | L | p | 1 | 1 | 0 | 0.0 | 0.0 | 1 | 0 | 0 | 0 | 0 | 0 | 0 | 0 | 0 | 0 |
| Dec 27 | @ TB | W | s | 3 | 2 | 1 | 0.0 | 0.0 | 1 | 0 | 0 | 0 | 0 | 0 | 0 | 0 | 0 | 0 |
| Jan 3 | Det | L | p | 0 | 0 | 0 | 0.0 | 0.0 | 0 | 0 | 0 | 0 | 0 | 0 | 0 | 0 | 0 | 0 |
| Totals | | | | 6-10 | 7/1 | 4 | 3 | 1 | 0.0 | 0.0 | 2 | 0 | 0 | 0 | 0 | 0 | 0 | 1 |

2016 Chicago Bears

| Date | Opp | W/L | P/S | Tot | Solo | Asst | Sk | - Yds | QBP | TFL | Int- | Yds | -TD | PD | FF | FR | - Yds | SpT |
|---------------|-------|-----|-----|-------------|-------------|-----------|-----------|----------|------------|-------------|----------|----------|----------|----------|----------|----------|----------|----------|
| Sept 11 | @ Hou | L | PS | | | | | | | | | | | | | | | |
| Sept 19 | Phi | L | PS | | | | | | | | | | | | | | | |
| Sept 25 | @ Dal | L | PS | | | | | | | | | | | | | | | |
| Oct 2 | Det | W | PS | | | | | | | | | | | | | | | |
| Oct 9 | @ Ind | L | p | 0 | 0 | 0 | 0.0 | 0.0 | 0 | 0 | 0 | 0 | 0 | 0 | 0 | 0 | 0 | 0 |
| Oct 16 | Jax | L | PS | | | | | | | | | | | | | | | |
| Oct 20 | @ GB | L | PS | | | | | | | | | | | | | | | |
| Oct 31 | Min | W | p | 0 | 0 | 0 | 0.0 | 0.0 | 0 | 0 | 0 | 0 | 0 | 0 | 0 | 0 | 0 | 0 |
| Nov 13 | @ TB | L | p | 2 | 2 | 0 | 0.0 | 0.0 | 0 | 0 | 0 | 0 | 0 | 0 | 0 | 0 | 0 | 0 |
| Nov 20 | @ NYG | L | p | 3 | 3 | 0 | 0.0 | 0.0 | 0 | 0 | 0 | 0 | 0 | 1 | 0 | 0 | 0 | 1 |
| Nov 27 | Ten | L | p | 0 | 0 | 0 | 0.0 | 0.0 | 0 | 0 | 0 | 0 | 0 | 0 | 0 | 0 | 0 | 0 |
| Dec 4 | SF | W | p | 0 | 0 | 0 | 0.0 | 0.0 | 0 | 0 | 0 | 0 | 0 | 0 | 0 | 0 | 0 | 0 |
| Dec 11 | @ Det | L | p | 0 | 0 | 0 | 0.0 | 0.0 | 0 | 0 | 1 | 0 | 0 | 1 | 0 | 0 | 0 | 0 |
| Dec 18 | GB | L | s | 4 | 4 | 0 | 1.0 | 11.0 | 1 | 1 | 0 | 0 | 0 | 0 | 0 | 0 | 0 | 1 |
| Dec 24 | Was | L | p | 0 | 0 | 0 | 0.0 | 0.0 | 0 | 0 | 0 | 0 | 0 | 0 | 0 | 0 | 0 | 0 |
| Jan 1 | @ Min | L | p | 3 | 3 | 0 | 0.0 | 0.0 | 0 | 0 | 0 | 0 | 0 | 0 | 0 | 0 | 0 | 0 |
| Totals | | | | 3-13 | 10/1 | 12 | 12 | 0 | 1.0 | 11.0 | 1 | 1 | 1 | 0 | 2 | 0 | 0 | 2 |

2017 Tennessee Titans

| Date | Opp | W/L | P/S | Tot | Solo | Asst | Sk | - Yds | QBP | TFL | Int- | Yds | -TD | PD | FF | FR | - Yds | SpT |
|---------------|-----|-----|-----|------------|------------|----------|----------|----------|------------|------------|----------|----------|----------|----------|----------|----------|----------|----------|
| Dec 24 | LAR | L | IA | | | | | | | | | | | | | | | |
| Dec 31 | Jax | | | | | | | | | | | | | | | | | |
| Totals | | | | 0-1 | 0/0 | 0 | 0 | 0 | 0.0 | 0.0 | 0 | 0 | 0 | 0 | 0 | 0 | 0 | 0 |

Released by the Titans on Dec. 29, 2017

DEMONTRE HURST'S NFL STATISTICS

REGULAR SEASON

| Year | Team | GP | GS | TACKLES | | | | Yds | QBP | TFL | INTERCEPTIONS | | | | | FUMBLES | | | |
|-------------------|-----------|-----------|----------|-----------|-----------|-----------|------------|-------------|----------|------------|---------------|----------|----------|----------|----------|----------|----------|----------|-----------|
| | | | | Tot | Solo | Asst | Sk | | | | No | Yds | Lg | TD | PD | FF | FR | Yds | SpT |
| 2014 | Chicago | 15 | 2 | 35 | 27 | 8 | 0.0 | 0.0 | 3 | 1.5 | 1 | 0 | 0 | 0 | 1 | 1 | 0 | 0 | 8 |
| 2015 | Chicago | 7 | 1 | 6 | 3 | 3 | 0.0 | 0.0 | 1 | 0 | 0 | 0 | 0 | 0 | 1 | 0 | 0 | 0 | 1 |
| 2016 | Chicago | 10 | 1 | 14 | 8 | 6 | 1.0 | 11.0 | 0 | 0 | 1 | 0 | 0 | 0 | 1 | 0 | 0 | 0 | 2 |
| 2017 | Tennessee | 0 | 0 | 0 | 0 | 0 | 0.0 | 0.0 | 0 | 0 | 0 | 0 | 0 | 0 | 0 | 0 | 0 | 0 | 0 |
| NFL Totals | | 32 | 4 | 55 | 38 | 17 | 1.0 | 11.0 | 4 | 1.5 | 2 | 0 | 0 | 0 | 3 | 1 | 0 | 0 | 11 |

Single-Game Highs

Tackles - 6 vs. Minnesota (11/16/14)

Interceptions - 1 at Detroit (12/11/16)

Sacks - 1 vs. Green Bay (12/18/16)

Passes Defensed - 1 (Three times, most recent at Detroit 12/11/16)

Forced Fumbles - 1 vs. Tampa Bay (11/23/14)

Special Teams Tackles - 2 at New England (10/26/14)



25 ADOREE' JACKSON

CORNERBACK • 5'11" • 185 LBS • COLLEGE: SOUTHERN CALIFORNIA
ACQUIRED: 1ST ROUND - 2017 • NFL EXPERIENCE (NFL/TITANS): ROOKIE
HOMETOWN: EAST ST. LOUIS, ILL.
GAMES PLAYED/GAMES STARTED: 16/16 (PLAYOFFS: 2/2)



PRO: The Titans added the versatile and electric Adoree' Jackson with the 18th overall pick in the first round of the 2017 NFL Draft. His presence adds youth and athleticism in the secondary, and he is also an established weapon on special teams. The 5-foot-11-inch, 185-pound cornerback possesses game-breaking speed, but is also a proven and willing tackler. Jackson's ability to play in all three phases of the game in college may be his most impressive trait. During his three-year stint at Southern California, he scored 15 total touchdowns in four different ways: via reception (6), interception (1), punt return (4) and kickoff return (4).

CAREER HIGHLIGHTS:

- Jackson was awarded the 2016 Jim Thorpe Award as the nation's top defensive back.
- Jackson tied two NCAA records with eight career touchdowns on kick returns and nine touchdowns on all runbacks. He also owns Southern California career records with 2,141 kickoff return yards and 79 kickoff returns.

TITANS TIDBITS:

- Jackson was a long jumper and sprinter on USC's track team in the springs of 2015 and 2016, winning the Pac-12 outdoor long jump title both years (and placing second in the Pac-12 100 meters in 2016) and earning All-American status both years after twice placing fifth in the NCAA long jump. He also placed 10th in the long jump in the U.S. Olympic Trials.
- Jackson lists his parents as the people that inspire him the most. "They've always steered me in the right direction. All of their experiences and guidance helped get me where I'm at." Adoree's mother, Vianca, is an amazing inspiration having survived breast cancer.
- Jackson is a Reese's Peanut Butter Cups enthusiast. He names creator Harry Burnett Reese as a historical person he would have loved to meet. "He's a genius. That's by far and away my favorite candy. I eat that like it ain't nothing."

CAREER TRANSACTIONS:

- The East St. Louis, Ill., native was selected by the Titans in the first round (18th overall) of the 2017 NFL Draft.

SEASON RECAPS:

2017 (16/16, 2/2): Started all 16 games at cornerback as a rookie and led the team with 23 passes defended. Registered 67 tackles, a quarterback pressure, four tackles for loss and three forced fumbles. Returned 34 punts for 290 yards (8.5 avg.) and 25 kickoffs for 578 yards (23.1 avg.). Started his first two career postseason contests and tallied seven tackles and three passes defended. Returned four punts for 18 yards and six kickoffs for 126 yards. Tied for the team lead in tackles once in 2017 (at PIT). Led or tied for the team lead in passes defended eight times in 2017 (vs. OAK, at JAX, vs. BAL, vs. CIN, at SF, vs. LAR, vs. JAX, at NE). Appeared in his first career NFL game and made his first career start against Oakland (9/10/17).
• Against Oakland (9/10), started at cornerback in his NFL debut and posted five tackles and a team-high two passes defended. Returned one kickoff for 35 yards and one punt for five yards. Broke up a pass intended Amari Cooper late in the first quarter. Halted a Raiders' drive by defending a third-and-three pass intended for Michael Crabtree in the third quarter.
• At Jacksonville (9/17), started at cornerback and collected six tackles, including a stop for loss and a pass defended. Teamed with Wesley Woodyard to stuff Leonard Fournette for a one-yard loss on a rush off right end in the opening quarter. Set up the Titans first touchdown of the afternoon with an electric 46-yard punt return in the third quarter.

- Against Seattle (9/24), started at cornerback and notched five tackles and two passes defended. Returned five punts for 51 yards and two kickoffs for 27 yards. Broke up a pass intended for Doug Baldwin in the first quarter. Knocked down a pass intended for Amara Darboh in the fourth quarter.
- At Houston (10/1), started at cornerback and tallied three tackles and a pass defended. Brought back three kickoffs for 71 yards and one punt for three yards. Broke up a deep pass intended for Will Fuller V on the first play of the fourth quarter.
- At Miami (10/8), started at cornerback and totaled two tackles, a forced fumble and a pass defended. Returned two punts for 14 yards and one kickoff for 21 yards. Stuffed Jay Ajayi for no gain on a short pass in the first quarter. Broke up a deep pass intended for Jakeem Grant in the end zone in the first quarter. Forced an Ajayi fumble that was recovered by Kevin Byard in the second quarter.
- Against Indianapolis (10/16), started at cornerback and recorded two tackles and a pass defended. Brought back two kickoffs for 46 yards with a long return of 40 yards to kickstart the Titans' opening scoring drive.
- At Cleveland (10/22), started at cornerback and posted five tackles. Returned three punts for 20 yards.
- Against Baltimore (11/5), started at cornerback and collected five tackles, a team-high four passes defended and a stop for loss. Returned two punts for 22 yards and one kickoff for four yards. Helped set up the Titans' opening field goal with a 20-yard rush off left guard in the first quarter. Combined with Wesley Woodyard to stuff Benjamin Watson for a one-yard loss on a short pass in the third stanza. Batted down a deep pass intended for Mike Wallace late in the fourth quarter.
- Against Cincinnati (11/12), started at cornerback and recorded five tackles, including two stops for loss and a team-best two passes defended. Carried the ball three times for 30 yards out of the backfield. Returned three kickoffs for 71 yards and three punts for 17 yards. Totaled a season-high 118 all-purpose yards which was the most all-purpose yards by a non-offensive Titans player since defensive back/returner Chris Carr had 144 yards (all on kickoff and punt returns) at the Detroit Lions on Nov. 27, 2008. Stuffed Alex Erickson for a one-yard loss on a jet sweep in the third stanza. Broke up a pass intended for Brandon LaFell in the third quarter. Halted a Bengals' drive by knocking down a third-and-nine pass intended for LaFell in the final quarter.
- At Pittsburgh (11/16), started at cornerback and tied for the team lead with nine tackles. Notched two passes defended and a forced fumble. Returned five kickoffs for 103 yards and one punt for 10 yards. Carried the ball once for five yards. Defended a deep pass intended for JuJu Smith-Schuster in the first quarter. Forced an Antonio Brown fumble that was recovered by Pittsburgh late in the second quarter. Batted away a deep pass intended for Brown in the third stanza.
- At Indianapolis (11/26), started at cornerback and registered a tackle.
- Against Houston (12/3), started at cornerback and produced four tackles and a pass defended. Returned two punts for 41 yards. Broke up a pass intended for Stephen Anderson late in the second quarter.
- At Arizona (12/10), started at cornerback and tallied four tackles. Returned two kickoffs for 55 yards and three punts for 14 yards.
- At San Francisco (12/17), started at cornerback and posted six tackles, a team-high three passes defended and a quarterback pressure. Returned one kickoff for 21 yards. Broke up a pass intended for Aldrick Robinson in the first stanza. Knocked down a pass intended for Marquise Goodwin in the end zone in the fourth quarter.
- Against Los Angeles Rams (12/24), started at cornerback and notched a tackle and a pass defended. Broke up a pass intended for Robert Woods in the second quarter. Kickstarted the Titans' touchdown drive with a season-long 57-yard kickoff return in the third quarter.

- Against Jacksonville (12/31), started at cornerback and tallied four tackles, two passes defended and a forced fumble. Returned four punts for 19 yards with a long return of 16 yards. Halted a Jaguars' drive by breaking up a pass intended for Keelan Cole on third-and-four in the first quarter. Knocked down a pass intended for Dede Westbrook early in the second quarter. Punched out the ball from Keelan Cole and the fumble was recovered by Jayon Brown late in the second quarter.
- At Kansas City (1/6), started at cornerback and recorded four tackles and a pass defended in his first career postseason game. Returned two kickoffs for 43 yards and three punts for 18 yards.
- At New England (1/13), started at cornerback and registered three tackles and two passes defended. Returned four kickoffs for 83 yards and one punt for no gain.

COLLEGE:

- In three seasons at Southern California, posted 139 tackles, 29 passes defended, six interceptions including one for a touchdown, six stops for loss, three fumble recoveries and two forced fumbles on defense. Notched 39 receptions for 628 yards with six touchdowns and 15 carries for 92 yards on offense. As a return specialist, notched 79 kickoff returns for 2,141 yards with four touchdowns and 46 punt returns for 578 yards with four touchdowns on special teams. In his career, he has scored 15 touchdowns in four different ways: via reception (6), interception (1), punt return (4) and kickoff return (4). Registered 37 career starts (34 at cornerback, 1 at safety, 1 at wide receiver and 1 concurrently at cornerback and wide receiver).
- Tied the NCAA records for most career touchdowns on kick returns (8) and all runbacks (9). Owns the USC career records for kickoff return yardage (2,141 yards) and kickoff returns (79) and his 27.1 career kick return average is second in USC annals. Ranks fifth on USC's all-time punt return list (578 yards) and his four career punt return touchdowns is tied for the school record.

AS A JUNIOR (2016), started all 13 games at cornerback, and collected 55 tackles, a team-best 11 deflections, a team-high five interceptions, a team-best two fumble recoveries and two tackles for loss on defense. Returned 26 kickoffs for 767 yards with two touchdowns and 20 punts for 315 yards with two touchdowns on special teams on special teams. Notched seven carries for 51 yards and two receptions for 76 yards with a touchdown while playing 18 plays on offense. Ranked second nationally in punt return touchdowns (2, first in Pac-12), second in kickoff return touchdowns (2, first in Pac-12), third in punt returns (15.8, first in Pac-12), sixth in kickoff returns (29.5, first in Pac-12), 18th in interceptions (0.4, third in Pac-12) and 19th in passes defended (1.2, third in Pac-12).

- Won the 2016 Thorpe Award and was among four finalists for the Hornung Award and four finalists for the Lott IMPACT Trophy. Was named a 2016 consensus All-American first teamer by AP (cornerback), Football Writers (punt returner), Football Coaches (all-purpose player), Walter Camp (defensive back; second team kick returner), Sporting News (cornerback), ESPN (all-purpose player), Sports Illustrated (all-purpose player; second team returner), Phil Steele (punt returner; second team all-purpose player and third team defensive back and kick returner) and a second teamer by USA Today (returner).
- Was the 2016 Pac-12 Defensive Player of the Year and made the All-Pac-12 first team at two positions (defensive back and return specialist).
- As a team captain, was named USC's 2016 Most Valuable Player (the first Trojan to repeat as team MVP since 2004-05 and only the ninth to win the honor twice since the award was first presented in 1967), as well as USC's Special Teams Player of the Year and Defensive Perimeter Player of the Year.
- At Washington (11/12), intercepted two passes from Washington's quarterback Jake Browning, helping the Trojans win their fifth straight game and upset the #4 ranked Huskies.
- Against Notre Dame (11/26), scored three touchdowns (a 55-yard punt return, 97-yard kickoff return in which he hurdled an Irish defender and 52-yard pass reception) to become the first Trojan since records were available in 1953 to have scored punt and kick runbacks in a game. Earned Pac-12 Special Teams Player of the Week after finishing the game with three punt returns for 66 yards and four kickoff returns for 161 yards. Also added two tackles and two deflections on defense, and a 52-yard reception and a 12-yard rush for a first down among his five offensive snaps.

AS A SOPHOMORE (2015), started 12 games at cornerback, one contest

at safety and one game at wide receiver. Notched 35 tackles, eight pass deflections, a forced fumble and an interception for a touchdown on defense. Registered 27 receptions for 414 yards with two touchdowns and seven carries for 36 yards on offense. Recorded 30 kickoff returns for 690 yards and 24 punt returns for 251 yards with two touchdowns on special teams. He was the only player nationally with at least 400 receiving yards, 600 kickoff return yards, 200 punt return yards and 30 tackles. Ranked second nationally in punt returns touchdowns (2, first in Pac-12) and 25th in punt returns (10.5, third in Pac-12).

- Was named to the 2015 All-Pac-12 first team (defensive back) and second team (return specialist), AP All-Pac-12 first team (defensive back) and Phil Steele All-Pac-12 first team (defensive back) and second team (punt returner). He was also named USC's MVP.
- At Arizona State (9/26), tallied two tackles along with 184 all-purpose yards on just five touches (three receptions for 131 yards, including taking a swing pass a then career-long 80 yards for a touchdown to open the game's scoring and also grabbing a 45-yard catch on third-and-6 to keep a touchdown drive alive, and two punt returns for 53 yards, including 45-yarder where he juiced, jumped and slipped defenders.
- At California (10/31), notched two tackles and returned his first career interception for a 46-yard touchdown.
- Against UCLA (11/28), started at safety and collected a team-best six tackles and two pass deflections. Also returned three kickoffs for 53 yards and two punts for 46 yards, including a 42-yard touchdown return.

AS A FRESHMAN (2014), made quite an impact on defense, offense and special teams as a cornerback, wide receiver and returner. Appeared in all 13 games with 10 starts at cornerback and one start concurrently at wide receiver. Recorded 49 tackles, including four stops for losses, 10 passes defended, a forced fumble and a fumble recovery on defense. Added 10 receptions for 138 yards with three touchdowns and one carry for five yards on offense. Posted 23 kickoff returns for 684 yards with two touchdowns and two punt returns for 12 yards.

- Was named Sporting News Freshman All-American first team, USA Today Freshman All-American first team and ESPN.com True Freshman All-American first team.
- Was named the 2014 Pac-12 Defensive Freshman of the Year and made All-Pac-12 honorable mention (all-purpose player).
- At Utah (10/25), posted four tackles, including a stop for loss, a pass deflection, a forced fumble and a fumble recovery on the same play. Added two kickoffs for 127 yards with a school record-tying 100-yard return for a touchdown.
- Against Notre Dame (11/29), became the first Trojan to start on offense (wide receiver) and defense (cornerback) in a game since at least the late 1960s when starting records were first reliably kept during the two-platoon era. Posted three tackles, a pass deflection and caught a 16-yard touchdown.
- Against Nebraska (12/27), made seven tackles and a pass deflection, caught three passes for 73 yards with a 71-yard touchdown and returned three kickoffs for 130 yards with a Holiday Bowl-record 98-yard touchdown.
- Majored in communications with a real estate minor at Southern California.

PERSONAL:

- Attended Serra (Gardena, Calif.) High School and was named 2013 USA Today All-USA first team, Parade All-American first team, Prep Star All-American Dream Team, Max Preps All-American first team, Student Sports All-American first team, ESPN 300, Max Preps All-American Medium Schools first team, Cal-Hi Sports California Mr. Football, Cal-Hi Sports All-State first team, Max Preps All-State Division II first team, All-CIF Western Division Defensive Player of the Year, Los Angeles Times All-Area, Orange County Register Fab 15 first team, South Bay Daily Breeze All-South Bay Player of the Year, Wave Newspapers All-West Region Player of the Year and All-Mission League MVP.
- As a senior (2013), played wide receiver, running back, defensive back and return specialist. He ran for 639 yards on 66 carries with five touchdowns and caught 38 passes for 812 yards with seven touchdowns on offense, plus he had 36 tackles, six interceptions (three for touchdowns), eight deflections and a forced fumble on defense and he had three additional touchdowns on returns. He played in the 2013 CIF Western Division final and had a 92-yard punt return and a 93-yard kickoff return in the game.
- As a junior (2012), he was named Cal-Hi Sports All-State first team, Cal-

Hi Sports All-State Junior first team, All-CIF Western Division Defensive Player of the Year, Los Angeles Times All-Area, South Bay Daily Breeze All-South Bay Player of the Year, Los Angeles Wave Player of the Year and All-Mission League Defensive MVP. He had 33 receptions for 546 yards with five touchdowns and 175 yards on seven carries with five touchdowns on offense, plus he had 56 tackles, five interceptions, seven passes defended, two forced fumbles and a fumble recovery on defense and averaged 37.8 yards on 12 punts. Serra won the 2012 CIF Western Division and he had a 78-yard touchdown run on a fake punt in the game. Serra also won the CIF state championship Division II bowl game and he had a 95-yard run on a fake punt in the game.

- As a sophomore (2011), had two receptions for 39 yards and made 23 tackles, six interceptions and 10 pass deflections.
- During his freshman year in high school, he went to Belleville (Ill.) East High School. He moved to California prior to his sophomore year in high school.
- Was also on Serra's track team and finished with career bests of 10.68 in the 100 meters, 21.59 in the 200 and 25-5.25 in the long jump. Serra won the 2013 CIF state championship while he placed second in the long jump at 24-7. He won the 2012 state long jump title at 20-0.5 and was named the 2012 Cal-Hi Sports California Sophomore Athlete of the Year and 2013 Cal-Hi Sports California Junior Athlete of the Year.
- Was also a guard on Serra's basketball team.
- Follow Jackson on Twitter, Instagram and Snapchat at @AdoreeKnows.
- List of favorites: (movie) "Space Jam"; (TV show) Food Network shows, "Love & Hip Hop," "Scandal," "How To Get Away with Murder"; (musician

or band) Drake, ASAP Rocky; (food) Chinese food and Imo's Pizza; (guilty pleasure) Reese's Peanut Butter Cups; (sports teams as a child) Chicago Bulls, St. Louis Rams, St. Louis Cardinals and (athlete as a child) Reggie Bush.

- Born Adoree' Jackson on Sept. 18, 1995 in East St. Louis, Ill.

ADOREE' JACKSON'S COLLEGE STATISTICS

| Year | Team | GP | GS | TACKLES | | | | INTERCEPTIONS | | | | | FUMBLES | | |
|-----------------------|--------------|-----------|-----------|------------|------------|------------|----------|---------------|-----------|------------|----------|-----------|----------|----------|----------|
| | | | | Tackles | Sk | Yds | TFL | No | Yds | Lg | TD | PD | FF | FR | Yds |
| 2014 | Southern Cal | 13 | 10 | 49 | 0.0 | 0.0 | 4 | 0 | 0 | 0 | 0 | 10 | 1 | 1 | 0 |
| 2015 | Southern Cal | 13 | 13 | 35 | 0.0 | 0.0 | 0 | 1 | 46 | 46t | 1 | 8 | 1 | 0 | 0 |
| 2016 | Southern Cal | 13 | 13 | 55 | 0.0 | 0.0 | 2 | 5 | 21 | 21 | 0 | 11 | 0 | 2 | 0 |
| College Totals | | 39 | 36 | 139 | 0.0 | 0.0 | 6 | 6 | 67 | 46t | 1 | 29 | 2 | 3 | 0 |

| Year | Team | RECEIVING | | | | | RUSHING | | | | |
|-----------------------|--------------|-----------|------------|-------------|------------|----------|-----------|-----------|------------|-----------|----------|
| | | Att | Yds | Avg | Lg | TD | No | Yds | Avg | Lg | TD |
| 2014 | Southern Cal | 10 | 138 | 13.8 | 71t | 3 | 1 | 5 | 5.0 | 5 | 0 |
| 2015 | Southern Cal | 27 | 414 | 15.3 | 83t | 2 | 7 | 36 | 5.1 | 27 | 0 |
| 2016 | Southern Cal | 2 | 76 | 38.0 | 52t | 1 | 7 | 51 | 7.3 | 17 | 0 |
| College Totals | | 39 | 628 | 16.1 | 83t | 6 | 15 | 92 | 6.1 | 27 | 0 |

| Year | Team | PUNT RETURNS | | | | | KICKOFF RETURNS | | | | |
|-----------------------|--------------|--------------|------------|-------------|------------|----------|-----------------|--------------|-------------|-------------|----------|
| | | No | Yds | Avg | Lg | TD | No | Yds | Avg | Lg | TD |
| 2014 | Southern Cal | 2 | 12 | 6.0 | 10 | 0 | 23 | 684 | 29.7 | 100t | 2 |
| 2015 | Southern Cal | 24 | 251 | 10.5 | 45t | 2 | 30 | 690 | 23.0 | 40 | 0 |
| 2016 | Southern Cal | 20 | 315 | 15.8 | 77t | 2 | 26 | 767 | 29.5 | 100t | 2 |
| College Totals | | 46 | 578 | 12.6 | 77t | 4 | 79 | 2,141 | 27.1 | 100t | 4 |

Single-Game Highs

Tackles - 8 at Washington State (11/1/14)
 Interceptions - 2 vs. Washington (11/12/16)
 Passes Defensed - 2 (Nine times, last vs. Notre Dame 11/26/16)
 Tackles For Loss - 1 (Six times, last at UCLA 11/19/16)
 Receptions - 6 vs. Utah (10/24/15)
 Receiving Yards - 131 at Arizona State (9/26/15)
 Long Reception - 83t at Notre Dame (10/17/15)
 Receiving Touchdowns - 1 (Six times, last vs. Notre Dame 11/26/16)
 Rushing Attempts - 2 (Three times, last vs. Penn State (1/2/17)
 Rushing Yards - 27 vs. Stanford (12/5/15)
 Long Rush - 27 vs. Stanford (12/5/15)

Kickoff Returns - 5 vs. Stanford (9/19/15)
 Kickoff Return Yards - 161 vs. Notre Dame (11/26/16)
 Kickoff Return Long - 100t (Twice, last at Utah 9/23/16)
 Kickoff Return Touchdowns - 1 (Four times, last vs. Notre Dame 11/26/16)
 Punt Returns - 4 (Twice, last vs. Colorado 10/8/16)
 Punt Return Yards - 77 vs. Utah State (9/10/16)
 Punt Return Long - 77t vs. Utah State (9/10/16)
 Punt Return Touchdowns - 1 (Four times, last vs. Notre Dame 11/26/16)

ADOREE' JACKSON'S DEFENSIVE GAME-BY-GAME

2017 Tennessee Titans

| Date | Opp | W/L | P/S | Tot | Solo | Asst | Sk | - Yds | QBP | TFL | Int | - Yds | -TD | PD | FF | FR | - Yds | SpT |
|---------|-------|-----|-----|-----|------|------|-----|-------|-----|-----|-----|-------|-----|----|----|----|-------|-----|
| Sept 10 | Oak | L | S | 5 | 5 | 0 | 0.0 | 0.0 | 0 | 0 | 0 | 0 | 0 | 2 | 0 | 0 | 0 | 0 |
| Sept 17 | @ Jax | W | S | 6 | 5 | 1 | 0.0 | 0.0 | 0 | 1 | 0 | 0 | 0 | 1 | 0 | 0 | 0 | 0 |
| Sept 24 | Sea | W | S | 5 | 5 | 0 | 0.0 | 0.0 | 0 | 0 | 0 | 0 | 0 | 2 | 0 | 0 | 0 | 0 |
| Oct 1 | @ Hou | L | S | 3 | 3 | 0 | 0.0 | 0.0 | 0 | 0 | 0 | 0 | 0 | 1 | 0 | 0 | 0 | 0 |
| Oct 8 | @ Mia | L | S | 2 | 1 | 1 | 0.0 | 0.0 | 0 | 0 | 0 | 0 | 0 | 1 | 1 | 0 | 0 | 0 |
| Oct 16 | Ind | W | S | 2 | 2 | 0 | 0.0 | 0.0 | 0 | 0 | 0 | 0 | 0 | 1 | 0 | 0 | 0 | 0 |
| Oct 22 | @ Cle | W | S | 5 | 4 | 1 | 0.0 | 0.0 | 0 | 0 | 0 | 0 | 0 | 0 | 0 | 0 | 0 | 0 |
| Nov 5 | Bal | W | S | 5 | 5 | 0 | 0.0 | 0.0 | 0 | 1 | 0 | 0 | 0 | 4 | 0 | 0 | 0 | 0 |
| Nov 12 | Cin | W | S | 5 | 3 | 2 | 0.0 | 0.0 | 0 | 2 | 0 | 0 | 0 | 2 | 0 | 0 | 0 | 0 |
| Nov 16 | @ Pit | L | S | 9 | 8 | 1 | 0.0 | 0.0 | 0 | 0 | 0 | 0 | 0 | 2 | 1 | 0 | 0 | 0 |
| Nov 26 | @ Ind | W | S | 1 | 1 | 0 | 0.0 | 0.0 | 0 | 0 | 0 | 0 | 0 | 0 | 0 | 0 | 0 | 0 |
| Dec 3 | Hou | W | S | 4 | 3 | 1 | 0.0 | 0.0 | 0 | 0 | 0 | 0 | 0 | 1 | 0 | 0 | 0 | 0 |

| | | | | | | | | | | | | | | | | | | | |
|----------|-------|---|---|-----|-------|----|-----|-----|-----|-----|---|---|---|---|---|----|---|---|---|
| Dec 10 | @ Ari | L | S | 4 | 3 | 1 | 0.0 | 0.0 | 0 | 0 | 0 | 0 | 0 | 0 | 0 | 0 | 0 | 0 | |
| Dec 17 | @ SF | L | S | 6 | 6 | 0 | 0.0 | 0.0 | 1 | 0 | 0 | 0 | 0 | 3 | 0 | 0 | 0 | 0 | |
| Dec 24 | LAR | L | S | 1 | 0 | 1 | 0.0 | 0.0 | 0 | 0 | 0 | 0 | 0 | 1 | 0 | 0 | 0 | 0 | |
| Dec 31 | Jax | W | S | 4 | 4 | 0 | 0.0 | 0.0 | 0 | 0 | 0 | 0 | 0 | 2 | 1 | 0 | 0 | 0 | |
| Totals | | | | 9-7 | 16/16 | 67 | 58 | 9 | 0.0 | 0.0 | 1 | 4 | 0 | 0 | 0 | 23 | 3 | 0 | 0 |
| Playoffs | | | | | | | | | | | | | | | | | | | |
| Jan 6 | @ KC | W | S | 4 | 4 | 0 | 0.0 | 0.0 | 0 | 0 | 0 | 0 | 0 | 1 | 0 | 0 | 0 | 0 | |
| Jan 13 | @ NE | L | S | 3 | 2 | 1 | 0.0 | 0.0 | 0 | 0 | 0 | 0 | 0 | 2 | 0 | 0 | 0 | 0 | |
| Totals | | | | 1-1 | 2/2 | 7 | 6 | 1 | 0.0 | 0.0 | 0 | 0 | 0 | 0 | 0 | 3 | 0 | 0 | 0 |

ADOREE' JACKSON'S RETURN GAME-BY-GAME

2017 Tennessee Titans

| Date | Opp | W-L | P/S | No | FC | Yds | Avg | Lg | TD | No | Yds | Avg | Lg | TD |
|---------|-------|-----|-----|----|----|-----|------|----|----|----|-----|------|----|----|
| Sept 10 | Oak | L | S | 1 | 0 | 5 | 5.0 | 5 | 0 | 1 | 35 | 35.0 | 35 | 0 |
| Sept 17 | @ Jax | W | S | 2 | 2 | 55 | 27.5 | 46 | 0 | 0 | 0 | - | 0 | 0 |
| Sept 24 | Sea | W | S | 5 | 0 | 51 | 10.2 | 22 | 0 | 2 | 27 | 13.5 | 25 | 0 |
| Oct 1 | @ Hou | L | S | 1 | 0 | 3 | 3.0 | 3 | 0 | 3 | 71 | 23.7 | 48 | 0 |
| Oct 8 | @ Mia | L | S | 2 | 1 | 14 | 7.0 | 12 | 0 | 1 | 21 | 21.0 | 21 | 0 |
| Oct 16 | Ind | W | S | 0 | 0 | 0 | - | 0 | 0 | 2 | 46 | 23.0 | 40 | 0 |
| Oct 22 | @ Cle | W | S | 3 | 0 | 20 | 6.7 | 12 | 0 | 0 | 0 | - | 0 | 0 |
| Nov 5 | Bal | W | S | 2 | 1 | 22 | 11.0 | 13 | 0 | 1 | 4 | 4.0 | 4 | 0 |
| Nov 12 | Cin | W | S | 3 | 2 | 17 | 5.7 | 9 | 0 | 3 | 71 | 23.7 | 32 | 0 |
| Nov 16 | @ Pit | L | S | 1 | 0 | 10 | 10.0 | 10 | 0 | 5 | 103 | 20.6 | 36 | 0 |
| Nov 26 | @ Ind | W | S | 2 | 1 | 7 | 3.5 | 7 | 0 | 1 | 15 | 15.0 | 15 | 0 |
| Dec 3 | Hou | W | S | 2 | 0 | 41 | 20.5 | 25 | 0 | 0 | 0 | - | 0 | 0 |

| | | | | | | | | | | | | | | | | |
|----------|-------|-----|---|-------|---|----|-----|-----|-----|----|-----|------|-----|------|----|---|
| Dec 10 | @ Ari | L | S | 3 | 0 | 14 | 4.7 | 14 | 0 | 2 | 55 | 27.5 | 29 | 0 | | |
| Dec 17 | @ SF | L | S | 1 | 0 | 0 | 0.0 | 0 | 0 | 1 | 21 | 21.0 | 21 | 0 | | |
| Dec 24 | LAR | L | S | 2 | 0 | 12 | 6.0 | 11 | 0 | 3 | 109 | 36.3 | 57 | 0 | | |
| Dec 31 | Jax | W | S | 4 | 2 | 19 | 4.8 | 16 | 0 | 0 | 0 | - | 0 | 0 | | |
| Totals | | 9-7 | | 16/16 | | 34 | 9 | 290 | 8.5 | 46 | 0 | 25 | 578 | 23.1 | 57 | 0 |
| Playoffs | | | | | | | | | | | | | | | | |
| Jan 6 | @ KC | W | S | 3 | 1 | 18 | 6.0 | 13 | 0 | 2 | 43 | 21.5 | 24 | 0 | | |
| Jan 13 | @ NE | L | S | 1 | 1 | 0 | 0.0 | 0 | 0 | 4 | 83 | 20.8 | 25 | 0 | | |
| Totals | | 1-1 | | 2/2 | | 4 | 2 | 18 | 4.5 | 13 | 0 | 6 | 126 | 21.0 | 25 | 0 |

ADOREE' JACKSON'S NFL STATISTICS

REGULAR SEASON

| | | TACKLES | | | | | | | | | | INTERCEPTIONS | | | | | FUMBLES | | | |
|-------------------|-----------|-----------|-----------|-----------|-----------|----------|------------|------------|----------|----------|--|---------------|----------|----------|----------|-----------|----------|----------|----------|----------|
| Year | Team | GP | GS | Tot | Solo | Asst | Sk | Yds | QBP | TFL | | No | Yds | Lg | TD | PD | FF | FR | Yds | SpT |
| 2017 | Tennessee | 16 | 16 | 67 | 58 | 9 | 0.0 | 0.0 | 1 | 4 | | 0 | 0 | 0 | 0 | 23 | 3 | 0 | 0 | 0 |
| NFL Totals | | 16 | 16 | 67 | 58 | 9 | 0.0 | 0.0 | 1 | 4 | | 0 | 0 | 0 | 0 | 23 | 3 | 0 | 0 | 0 |

REGULAR SEASON

| Year | Team | No | FC | Yds | Avg | Lg | TD | No | Yds | Avg | Lg | TD |
|------------|-----------|----|----|-----|-----|----|----|----|-----|------|----|----|
| 2017 | Tennessee | 34 | 9 | 290 | 8.5 | 46 | 0 | 25 | 578 | 23.1 | 57 | 0 |
| NFL Totals | | 34 | 9 | 290 | 8.5 | 46 | 0 | 25 | 578 | 23.1 | 57 | 0 |

PLAYOFFS

| | | TACKLES | | | | | | | | | | INTERCEPTIONS | | | | | FUMBLES | | | |
|-------------------|-----------|----------|----------|----------|----------|----------|------------|------------|----------|----------|--|---------------|----------|----------|----------|----------|----------|----------|----------|----------|
| Year | Team | GP | GS | Tot | Solo | Asst | Sk | Yds | QBP | TFL | | No | Yds | Lg | TD | PD | FF | FR | Yds | SpT |
| 2017 | Tennessee | 2 | 2 | 7 | 6 | 1 | 0.0 | 0.0 | 0 | 0 | | 0 | 0 | 0 | 0 | 3 | 0 | 0 | 0 | 0 |
| NFL Totals | | 2 | 2 | 7 | 6 | 1 | 0.0 | 0.0 | 0 | 0 | | 0 | 0 | 0 | 0 | 3 | 0 | 0 | 0 | 0 |

PLAYOFFS

| Year | Team | No | FC | Yds | Avg | Lg | TD | No | Yds | Avg | Lg | TD |
|------------|-----------|----|----|-----|-----|----|----|----|-----|------|----|----|
| 2017 | Tennessee | 4 | 2 | 18 | 4.5 | 13 | 0 | 6 | 126 | 21.0 | 25 | 0 |
| NFL Totals | | 4 | 2 | 18 | 4.5 | 13 | 0 | 6 | 126 | 21.0 | 25 | 0 |

Single-Game Highs

Tackles - **9 at Pittsburgh (11/16/17)**
 Passes Defensed - **4 vs. Baltimore (11/5/17)**
 Tackle for Loss - **2 vs. Cincinnati (11/12/17)**
 Forced Fumble - **1 (Three times, last vs. Jacksonville 12/31/17)**
 Punt Returns - **5 vs. Seattle (9/24/17)**
 Punt Return Yards - **55 at Jacksonville (9/17/17)**
 Punt Return Long - **46 at Jacksonville (9/17/17)**
 Kickoff Returns - **5 at Pittsburgh (11/16/17)**
 Kickoff Return Yards - **109 vs. L.A. Rams (12/24/17)**
 Kickoff Return Long - **57 vs. L.A. Rams (12/24/17)**

Playoff Single-Game Highs

Tackles - **4 at Kansas City (1/6/18)**
 Passes Defensed - **2 at New England (1/13/18)**
 Punt Returns - **3 at Kansas City (1/6/18)**
 Punt Return Yards - **18 at Kansas City (1/6/18)**
 Kickoff Returns - **4 at New England (1/13/18)**
 Kickoff Return Yards - **83 at New England (1/13/18)**

Additional Statistics

Rush - **1 for 20 yards vs. Baltimore (11/5/17), 3 for 30 yards vs. Cincinnati (11/12/17), 1 for 5 yards at Pittsburgh (11/16/17)**



15 DARIUS JENNINGS

WIDE RECEIVER • 5'10" • 180 LBS • COLLEGE: VIRGINIA

ACQUIRED: FREE AGENT - 2017

NFL EXPERIENCE (NFL/TITANS): 1/1 • HOMETOWN: BALTIMORE, MD.

GAMES PLAYED/GAMES STARTED: 4/1 (PLAYOFFS: 0/0)



PRO: The Titans added free agent wide receiver Darius Jennings to the roster during the 2017 offseason. With four NFL games and one start on his resume, the 5-foot-10-inch, 180-pounder has the ability to line up at wide receiver as well as return kicks. After completing his four-year career at Virginia, Jennings ranked No. 1 all-time in program history in kick return yards with 1,839. Jennings originally signed as a rookie free agent with the Cleveland Browns in 2015 and has since spent time on the practice squads of Cleveland, Chicago Bears and the New York Jets.

TITANS TIDBITS:

- Helps out with "Next One Up," an organization helping inner city high school athletes in his hometown of Baltimore, Md.
- Worked as a camp counselor at his alma mater The Gilman (Md.) School, helping middle school children with classwork and activities.

CAREER TRANSACTIONS:

- Signed with the Cleveland Browns as a rookie free agent on May 11, 2015.
- Waived by the Browns on Sept. 5, 2015.
- Signed by the Browns to the team's practice squad on Sept. 6, 2015.
- Signed by the Browns to the active roster from the practice squad on Dec. 5, 2015.
- Waived by the Browns on Dec. 16, 2015.
- Signed by the Browns on Dec. 22, 2015.
- Waived by the Browns on Sept. 3, 2016.
- Signed by the Browns to the team's practice squad on Sept. 4, 2016.
- Waived by the Browns on Oct. 6, 2016.
- Signed by the Chicago Bears to the team's practice squad on Oct. 10, 2016.
- Waived by the Bears on Nov. 22, 2016.
- Signed by the New York Jets to the team's practice squad on Dec. 6, 2016.
- Signed by the Jets to a futures contract on Jan. 2, 2017.
- Waived by the Jets on April 26, 2017.
- Signed by the Titans as a free agent on May 19, 2017.
- Waived by the Titans on Sept. 2, 2017 and signed to the team's practice squad a day later.
- Signed by the Titans to the active roster from the practice squad on Sept. 23, 2017.
- Waived by the Titans on Nov. 25, 2017.

SEASON RECAPS:

2017 (0/0 - Tennessee): Did not play in two games and was inactive for six contests.

- Against Seattle (9/24), suited up but did not see game action.
- At Houston (10/1), dressed but did not play.
- At Miami (10/8), was inactive.
- Against Indianapolis (10/16), was inactive.
- At Cleveland (10/22), was inactive.
- Against Baltimore (11/5), was inactive.
- Against Cincinnati (11/12), was inactive.
- At Pittsburgh (11/16), was inactive.

2016 (0/0 - Cleveland, Chicago, New York Jets): Spent time with the Cleveland Browns, Chicago Bears and New York Jets practice squads.

2015 (4/1 - Cleveland): Signed with the Browns as a rookie free agent and began the season on the practice squad before being signed to the active roster on Dec. 5. Jennings appeared in four games with one start for

the Browns, totaling 14 receptions for 117 yards and amassing 158 return yards on seven kicks.

- Against Cincinnati (12/6), made his NFL debut and caught five receptions for 35 yards. Returned a career-high five kicks for a career-high 112 yards and a career-high long of 28.

- Against Pittsburgh (1/3/16), made his first career start in Week 17 and made a career-high six catches for a career-high 45 yards. Also recovered his first career fumble and returned two kicks for 46 yards with a long of 25.

COLLEGE:

- Appeared in 49 games with 28 starts at Virginia during his four-year career as a Cavalier, playing wide receiver and returning kicks. At the completion of his collegiate career, Jennings ranked No. 1 all-time in Virginia history with 1,839 career kick return yards, No. 5 with 133 career receptions, No. 9 in program history with 1,667 career receiving yards and No. 11 with 3,719 career all-purpose yards.

- As a senior (2014), saw action in all 12 games and started 11. Ranked No. 1 in the ACC and No. 8 in the nation with 27.1 yards per kick return and finished his senior season with 677 return yards, 27 receptions for 521 yards and two touchdowns, as well as 115 rushing yards on 24 attempts and one touchdown. Led the team with 1,313 all-purpose yards and was named the team's Special Teams Player of the Week three times by Virginia's coaches. Earned All-ACC honorable mention and All-ACC Coaches honorable mention accolades as a kick returner.

- Caught three passes for 39 yards and one touchdown against UCLA (8/30).

- As a junior (2013), appeared in all 12 games and made five starts for Virginia. Scored three touchdowns, tied for second on the team in receptions with 38, second on the team with 881 all-purpose yards and ranked third on the team with 340 receiving yards.

- As a sophomore (2012), played in 12 games and started 11. Notched a team-leading 568 receiving yards on five touchdown catches.

- As a freshman (2011), appeared in all 13 games and made one start as a true freshman. Totaled 20 receptions for 238 yards, led the team in kickoff return yards with 599 and ranked third on the team with 873 all-purpose yards.

- Majored in sociology at Virginia.

PERSONAL:

- Attended The Gilman (Md.) School where he played wide receiver, running back, quarterback and defensive back.

- Finished his high school career as Gilman's all-time leading rusher with 4,338 career yards and 53 touchdowns on 493 carries. As a junior, set single-season school records by rushing for 2,028 yards and 25 touchdowns.

- Named the Baltimore Sun's Male Athlete of the Year in 2011.

- Also played basketball and ran track in high school.

- Majored in sociology.

- Lists 'Little Giants' and 'Rush Hour' as his favorite movies and 'The Wire' as his favorite television show.

- Son of Lawrence and Dana Jennings.

- Has two brothers, Dimitrius Jones Jr. and Deon Jennings.

- Follow Jennings on Twitter and Instagram at @DariusJennings_.

- Born Darius Lamar Jennings on June 28, 1992 in Baltimore, Md.

DARIUS JENNINGS' GAME-BY-GAME

| 2015 Cleveland Browns | | | | | | | | | | 2017 Tennessee Titans | | | | | | | | | |
|-----------------------|-------|-------------|------------|-----------|------------|------------|-----------|----------|--|---|-------|------------|------------|-----------|----------|------------|----------|----------|--|
| | | | | RECEIVING | | | | | | | | | | RECEIVING | | | | | |
| Date | Opp. | W/L | P/S | No | Yds | Avg | Lg | TD | | Date | Opp. | W/L | P/S | No | Yds | Avg | Lg | TD | |
| Sept 13 | @ NYJ | L | PS | | | | | | | Sept 10 | Oak | L | PS | | | | | | |
| Sept 20 | Ten | W | PS | | | | | | | Sept 17 | @ Jax | W | PS | | | | | | |
| Sept 27 | Oak | L | PS | | | | | | | Sept 24 | Sea | W | DNP | | | | | | |
| Oct 4 | @ SD | L | PS | | | | | | | Oct 1 | @ Hou | L | DNP | | | | | | |
| Oct 11 | @ Bal | W | PS | | | | | | | Oct 8 | @ Mia | L | IA | | | | | | |
| Oct 18 | Den | L | PS | | | | | | | Oct 16 | Ind | W | IA | | | | | | |
| Oct 25 | @ StL | L | PS | | | | | | | Oct 22 | @ Cle | W | IA | | | | | | |
| Nov 1 | Ari | L | PS | | | | | | | Nov 5 | Bal | W | IA | | | | | | |
| Nov 5 | @ Cin | L | PS | | | | | | | Nov 12 | Cin | W | IA | | | | | | |
| Nov 15 | @ Pit | L | PS | | | | | | | Nov 16 | @ Pit | L | IA | | | | | | |
| Nov 30 | Bal | L | PS | | | | | | | Nov 26 | @ Ind | | | | | | | | |
| Dec 6 | Cin | L | p | 5 | 35 | 7.0 | 16 | 0 | | Released by the Titans on Nov. 25, 2017 | | | | | | | | | |
| Dec 13 | SF | W | p | 0 | 0 | - | - | 0 | | Dec 3 | Hou | | | | | | | | |
| Dec 20 | @ Sea | L | NOR | | | | | | | Dec 10 | @ Ari | | | | | | | | |
| Dec 27 | @ KC | L | p | 3 | 37 | 12.3 | 15 | 0 | | Dec 17 | @ SF | | | | | | | | |
| Jan 3 | Pit | L | s | 6 | 45 | 7.5 | 14 | 0 | | Dec 24 | LAR | | | | | | | | |
| | | | | | | | | | | Dec 31 | Jax | | | | | | | | |
| Totals | | 3-13 | 4/1 | 14 | 117 | 8.4 | 16 | 0 | | Totals | | 6-4 | 0/0 | 0 | 0 | 0.0 | 0 | 0 | |

DARIUS JENNINGS' NFL STATISTICS


| REGULAR SEASON | | | | RECEIVING | | | | | | RUSHING | | | | | |
|-------------------|---------------|----------|----------|-----------|------------|------------|-----------|----------|----------------|----------|----------|------------|----------|----------|--|
| Year | Team | GP | GS | No | Yds | Avg | Lg | TD | | Att | Yds | Avg | Lg | TD | |
| 2015 | Cleveland | 4 | 1 | 14 | 117 | 8.4 | 16 | 0 | | 0 | 0 | 0.0 | - | 0 | |
| 2016 | CLE, CHI, NYJ | | | | | | | | Practice Squad | | | | | | |
| 2017 | Tennessee | 0 | 0 | 0 | 0 | 0.0 | - | 0 | | 0 | 0 | 0.0 | - | 0 | |
| NFL Totals | | 4 | 1 | 14 | 117 | 8.4 | 16 | 0 | | 0 | 0 | 0.0 | - | 0 | |

Single-Game Highs

Receptions - 6 vs. Pittsburgh (1/3/16)
 Receiving Yards - 45 vs. Pittsburgh (1/3/16)
 Long Reception - 16 vs. Cincinnati (12/6/15)
 Kick Return Yards - 112 vs. Cincinnati (12/6/15)

Additional Statistics

Fumble Recoveries - 1 vs. Pittsburgh (1/3/16)



94 AUSTIN JOHNSON

DEFENSIVE LINEMAN • 6'4" • 314 LBS • COLLEGE: PENN STATE

ACQUIRED: 2ND ROUND - 2016 • NFL EXPERIENCE (NFL/TITANS): 2/2

HOMETOWN: GALLOWAY, N.J.

GAMES PLAYED/GAMES STARTED: 26/3 (PLAYOFFS: 2/1)



PRO: The Titans selected Austin Johnson in the second round of the 2016 NFL Draft. The 6-foot-4-inch, 314-pound defensive lineman has the bulk and power to secure the middle of the defense as a nose tackle but also the versatility and movement skills to play other positions along the front. At Penn State, he appeared in 38 games with 28 starts over three seasons, including starts in every game during his final two campaigns. He gained the reputation there as a tenacious and relentless fighter in the trenches.

CAREER HIGHLIGHTS:

- As a rookie in 2016, Johnson appeared in 10 games. His totals included 15 tackles and a half sack.
- Johnson's 78 tackles as a junior in 2015 ranked second among defensive linemen in FBS and were the most by a Penn State defensive lineman since Jimmy Kennedy (87) in 2002.
- Against San Diego State on Sept. 26, 2015, he returned a fumble 71 yards for his first career touchdown (high school or college).

TITANS TIDBITS:

- When Johnson was drafted by the Titans, he became a teammate once again of DaQuan Jones, a former Penn State defensive lineman who was drafted by the Titans in 2014. The two remained close, and Jones was among Johnson's family and friends surrounding him on draft night.
- Johnson was a broadcast journalism major at Penn State.
- The son of Austin and Tammy Johnson, he has two older sisters, Brandi and Erika, and one younger sister, Kennedy. Kennedy is a forward on the Michigan State women's basketball team.

CAREER TRANSACTIONS:

- The Galloway, N.J., native was selected by the Titans in the second round (43rd overall) of the 2016 NFL Draft.

SEASON RECAPS:

2017 (16/3, 2/1): Saw action in all 16 games with three starts at defensive end and collected a career-best 32 tackles, a sack, two stops for loss and two passes defended. Played in his first two career postseason contests with one start at defensive end and recorded six tackles and a quarterback pressure. Registered a career-high with five tackles and a sack against Houston (12/3/17). Made his first career NFL start at Arizona (12/10/17).

- Against Oakland (9/10), played as a reserve defensive lineman and posted two tackles.
- At Jacksonville (9/17), saw action as a reserve on the defensive front and collected two tackles.
- Against Seattle (9/24), played as a reserve at defensive tackle and notched a tackle.
- At Houston (10/1), saw action as a reserve on the defensive front and tied a career-high with four tackles. Stonewalled D'Onta Foreman for a one-yard loss on a rush off right tackle in the third quarter. Teamed with Wesley Woodyard to stop Alfred Blue for no gain on a rush off right guard in the final stanza.
- At Miami (10/8), played as a reserve at defensive end.
- Against Indianapolis (10/16), saw action as a reserve at nose tackle and recorded two tackles.
- At Cleveland (10/22), played as a reserve at nose tackle.
- Against Baltimore (11/5), saw action as a reserve on the defensive front and collected two tackles.
- Against Cincinnati (11/12), played limited snaps as a reserve on the defensive front and recorded a tackle.
- At Pittsburgh (11/16), saw action as a reserve at nose tackle and notched

a tackle. Teamed with Jurrell Casey to stuff James Conner for a one-yard loss on a rush off right tackle late in the first quarter.

- At Indianapolis (11/26), played as a reserve on the defensive line and registered two tackles, including a stop for loss. Stuffed Marlon Mack for no gain on a rush up the middle late in the first quarter.
- Against Houston (12/3), played as a reserve on the defensive front and produced five tackles, including a sack. Stopped Alfred Blue for no gain on a rush off left guard in the third quarter. Dropped Tom Savage for a sack in the fourth quarter.
- At Arizona (12/10), made his first career NFL start at defensive end and tallied three tackles.
- At San Francisco (12/17), started at defensive end and posted three tackles and a pass defended. Teamed with Kevin Dodd to stop Carlos Hyde for no gain on a rush off right tackle in the second stanza. Combined with Johnathan Cyprien to stuff Hyde for no gain on a rush up the middle in the third quarter. Batted down a Jimmy Garoppolo pass at the line scrimmage that was then hauled in by the signal caller and resulted in a six-yard loss.
- Against Los Angeles Rams (12/24), played as a reserve at defensive end and notched two tackles, including a stop for loss.
- Against Jacksonville (12/31), started at defensive end and tallied two tackles and a pass defended. Batted down a pass intended for Dede Westbrook in the third quarter.
- At Kansas City (1/6), started at defensive end and recorded three tackles in his first career postseason game. Combined with Erik Walden to stop Kareem Hunt for a two-yard loss on a short pass in the second stanza.
- At New England (1/13), played as a reserve on the defensive front and registered three tackles and a quarterback pressure. Combined with Wesley Woodyard to stuff Dion Lewis for a three-yard loss on a short pass in the third quarter. Batted down a pass intended Rob Gronkowski late in the third quarter.

2016 (10/0): Played in 10 games as a reserve on the defensive front during his rookie campaign and registered 15 tackles, a half sack, a quarterback pressure, a stop for loss and a pass defended. Was inactive for six contests. Appeared in his first career NFL game against Minnesota (9/11/16). Tied for the team lead in passes defended once (at MIA).

- Against Minnesota (9/11), made his NFL debut as a reserve on the defensive front and collected a solo tackle.
- At Miami (10/9), saw limited action as a reserve on the defensive front and registered a tackle for loss and a pass defended. Halted a Dolphins' drive by batting down a third-and-one pass intended for Dion Sims in the second quarter. Stopped Jay Ajayi for a five-yard loss on a rush off right guard on the first play of the fourth quarter.
- Against Cleveland (10/16), played as a reserve at nose tackle and notched two tackles.
- At Indianapolis (11/20), played as a reserve at nose tackle and tied a career-high with two tackles, including a half sack. Teamed with Derrick Morgan to sack Andrew Luck for a six-yard loss in the fourth quarter.
- At Kansas City (12/18), played as a reserve at nose tackle and tallied a career-best four tackles. Teamed with Al Woods to stuff Spencer Ware for no gain on a rush off right end in the third quarter.
- At Jacksonville (12/24), saw action as a reserve at defensive tackle and posted two tackles.
- Against Houston (1/1), played as a reserve on the defensive front and registered two tackles.

COLLEGE:

- In three seasons at Penn State, Johnson appeared in 38 games and

- As a junior (2015), started all 13 games and named second-team All-Big Ten by the media and third-team All-Big Ten by the coaches. Named All-Big Ten by BTN.com and ESPN.com and earned first-team All-Big Ten honors from the Associated Press and Athlon Sports. Ranked second on the team with 15.0 tackles for loss and 6.5 sacks. Ranked second among defensive linemen in FBS and third on the team with 78 tackles, posting the most tackles for a Penn State defensive lineman since Jimmy Kennedy (87) in 2002.
- Against San Diego State (9/26), had a 71-yard fumble return for a touchdown for his first career touchdown. The play marked his fourth career fumble recovery and Penn State's first fumble recovery for a touchdown since 2012. Added two tackles and shared a tackle for loss to assist Penn State amassing nine tackles for loss in the game.
- As a sophomore (2014), started all 13 games and finished fifth on the team with 49 tackles. Led the team with two fumble recoveries and added six tackles for loss and three pass breakups. Named honorable mention All-Big Ten by the conference media.
- As a redshirt freshman (2013), appeared in all 12 games with two starts. Recorded 27 tackles, three tackles for loss, one sack and a fumble recovery.
- As a freshman (2012), redshirted.
- Graduated in December 2015 with a degree in journalism.

- Single, splits time between Nashville and Galloway, N.J.
- Attended St. Augustine Preparatory School (Richland, N.J.), where he was a two-time team captain. Named all-state, All-Cape-Atlantic League and All-South Jersey during his senior season. Ranked among the nation's top 25 prep defensive tackles by Scout.com.
- Earned second-team All-Cape-Atlantic League and second-team All-South Jersey honors as a junior.
- Also was an all-state performer in basketball in high school and was named Cape-Atlantic Basketball Player of the Year as a senior. Guided the Hermits to the NJSIAA Non-Public Group A State Championship during his junior season.
- On Twitter: @ajohn15
- On Instagram: @ajohn_94
- List of favorites: (TV show) "Game of Thrones"; (movie) "Avengers: Age of Ultron"; (musician or band) Future, Drake; (athlete as a child) Michael Jordan; (guilty pleasure) Reese's Peanut Butter Cups.
- Born Austin Hunter Johnson on May 8, 1994 in Galloway, N.J.

2016 Tennessee Titans

| Date | Opp | W/L | P/S | Tot | Solo | Asst | Sk | - Yds | QBP | TFL | Int | - Yds | TD | PP | FR | - Yds | SpT |
|---------|-------|-----|------|-----|------|------|-----|-------|-----|-----|-----|-------|----|----|----|-------|-----|
| Sept 11 | Min | L | p | 1 | 1 | 0 | 0.0 | 0.0 | 0 | 0 | 0 | 0 | 0 | 0 | 0 | 0 | 0 |
| Sept 18 | @ Det | W | IA | | | | | | | | | | | | | | |
| Sept 25 | Oak | L | IA | | | | | | | | | | | | | | |
| Oct 2 | @ Hou | L | IA | | | | | | | | | | | | | | |
| Oct 9 | @ Mia | W | p | 1 | 1 | 0 | 0.0 | 0.0 | 0 | 1 | 0 | 0 | 0 | 1 | 0 | 0 | 0 |
| Oct 16 | Cle | W | p | 2 | 1 | 1 | 0.0 | 0.0 | 0 | 0 | 0 | 0 | 0 | 0 | 0 | 0 | 0 |
| Oct 23 | Ind | L | IA | | | | | | | | | | | | | | |
| Oct 27 | Jax | W | IA | | | | | | | | | | | | | | |
| Nov 6 | @ SD | L | IA | | | | | | | | | | | | | | |
| Nov 13 | GB | W | p | 0 | 0 | 0 | 0.0 | 0.0 | 1 | 0 | 0 | 0 | 0 | 0 | 0 | 0 | 0 |
| Nov 20 | @ Ind | L | p | 2 | 1 | 1 | 0.5 | 3.0 | 0 | 0 | 0 | 0 | 0 | 0 | 0 | 0 | 0 |
| Nov 27 | @ Chi | W | p | 1 | 1 | 0 | 0.0 | 0.0 | 0 | 0 | 0 | 0 | 0 | 0 | 0 | 0 | 0 |
| Dec 11 | Den | W | p | 0 | 0 | 0 | 0.0 | 0.0 | 0 | 0 | 0 | 0 | 0 | 0 | 0 | 0 | 0 |
| Dec 18 | @ KC | W | p | 4 | 4 | 0 | 0.0 | 0.0 | 0 | 0 | 0 | 0 | 0 | 0 | 0 | 0 | 0 |
| Dec 24 | @ Jax | L | p | 2 | 2 | 0 | 0.0 | 0.0 | 0 | 0 | 0 | 0 | 0 | 0 | 0 | 0 | 0 |
| Jan 1 | Hou | W | p | 2 | 2 | 0 | 0.0 | 0.0 | 0 | 0 | 0 | 0 | 0 | 0 | 0 | 0 | 0 |
| Totals | | 9-7 | 10/0 | 15 | 13 | 2 | 0.5 | 3.0 | 1 | 1 | 0 | 0 | 0 | 1 | 0 | 0 | 0 |

2017 Tennessee Titans

| 2017 Tennessee Titans | | | | | | | | | | | | | | | | | | | |
|-----------------------|-------|-----|-----|-----|------|------|-----|-------|-----|-----|-----|-------|----|----|----|-------|-----|---|---|
| Date | Opp | W/L | P/S | Tot | Solo | Asst | Sk | - Yds | QBP | TFL | Int | - Yds | TD | FF | FR | - Yds | SPt | | |
| Sept 10 | @ Oak | L | p | 2 | 1 | 1 | 0.0 | 0.0 | 0 | 0 | 0 | 0 | 0 | 0 | 0 | 0 | 0 | 0 | 0 |
| Sept 17 | @ Jax | W | p | 2 | 0 | 2 | 0.0 | 0.0 | 0 | 0 | 0 | 0 | 0 | 0 | 0 | 0 | 0 | 0 | 0 |
| Sept 24 | Sea | W | p | 1 | 1 | 0 | 0.0 | 0.0 | 0 | 0 | 0 | 0 | 0 | 0 | 0 | 0 | 0 | 0 | 0 |
| Oct 1 | @ Hou | L | p | 4 | 2 | 2 | 0.0 | 0.0 | 0 | 0 | 0 | 0 | 0 | 0 | 0 | 0 | 0 | 0 | 0 |
| Oct 8 | @ Mia | L | p | 0 | 0 | 0 | 0.0 | 0.0 | 0 | 0 | 0 | 0 | 0 | 0 | 0 | 0 | 0 | 0 | 0 |
| Oct 16 | Ind | W | p | 2 | 1 | 1 | 0.0 | 0.0 | 0 | 0 | 0 | 0 | 0 | 0 | 0 | 0 | 0 | 0 | 0 |
| Oct 22 | @ Cle | W | p | 0 | 0 | 0 | 0.0 | 0.0 | 0 | 0 | 0 | 0 | 0 | 0 | 0 | 0 | 0 | 0 | 0 |
| Nov 5 | Bal | W | p | 2 | 2 | 0 | 0.0 | 0.0 | 0 | 0 | 0 | 0 | 0 | 0 | 0 | 0 | 0 | 0 | 0 |
| Nov 12 | Cin | W | p | 1 | 1 | 0 | 0.0 | 0.0 | 0 | 0 | 0 | 0 | 0 | 0 | 0 | 0 | 0 | 0 | 0 |
| Nov 16 | @ Pit | L | p | 1 | 0 | 1 | 0.0 | 0.0 | 0 | 0 | 0 | 0 | 0 | 0 | 0 | 0 | 0 | 0 | 0 |
| Nov 26 | @ Ind | W | p | 2 | 2 | 0 | 0.0 | 0.0 | 0 | 1 | 0 | 0 | 0 | 0 | 0 | 0 | 0 | 0 | 0 |
| Dec 3 | Hou | W | p | 5 | 5 | 0 | 1.0 | 0.0 | 0 | 0 | 0 | 0 | 0 | 0 | 0 | 0 | 0 | 0 | 0 |
| Dec 10 | @ Ari | L | S | 3 | 1 | 2 | 0.0 | 0.0 | 0 | 0 | 0 | 0 | 0 | 0 | 0 | 0 | 0 | 0 | 0 |
| Dec 17 | @ SF | L | S | 3 | 1 | 2 | 0.0 | 0.0 | 0 | 0 | 0 | 0 | 0 | 1 | 0 | 0 | 0 | 0 | 0 |
| Dec 24 | LAR | L | p | 2 | 2 | 0 | 0.0 | 0.0 | 0 | 1 | 0 | 0 | 0 | 0 | 0 | 0 | 0 | 0 | 0 |
| Dec 31 | Jax | W | S | 2 | 1 | 1 | 0.0 | 0.0 | 0 | 0 | 0 | 0 | 0 | 1 | 0 | 0 | 0 | 0 | 0 |
| Totals | | | | 9-7 | 16/3 | 32 | 20 | 12 | 1.0 | 0.0 | 0 | 2 | 0 | 0 | 0 | 2 | 0 | 0 | 0 |
| Playoffs | | | | | | | | | | | | | | | | | | | |
| Jan 6 | @ KC | W | S | 3 | 2 | 1 | 0.0 | 0.0 | 0 | 0 | 0 | 0 | 0 | 0 | 0 | 0 | 0 | 0 | 0 |
| Jan 13 | @ NE | L | p | 3 | 2 | 1 | 0.0 | 0.0 | 1 | 0 | 0 | 0 | 0 | 0 | 0 | 0 | 0 | 0 | 0 |
| Totals | | | | 1-1 | 2/1 | 6 | 4 | 2 | 0.0 | 0.0 | 1 | 0 | 0 | 0 | 0 | 0 | 0 | 0 | 0 |

AUSTIN JOHNSON'S NFL STATISTICS

REGULAR SEASON

| REGULAR SEASON | | | TACKLES | | | | | | | | INTERCEPTIONS | | | | | FUMBLES | | | |
|----------------|-----------|----|---------|-----|------|------|-----|-----|-----|-----|---------------|-----|----|----|----|---------|----|-----|-----|
| Year | Team | GP | GS | Tot | Solo | Asst | Sk | Yds | QBP | TFL | No | Yds | Lg | TD | PD | FF | FR | Yds | SpT |
| 2016 | Tennessee | 10 | 0 | 15 | 13 | 2 | 0.5 | 3.0 | 1 | 1 | 0 | 0 | 0 | 0 | 1 | 0 | 0 | 0 | 0 |
| 2017 | Tennessee | 16 | 3 | 32 | 20 | 12 | 1.0 | 0.0 | 0 | 2 | 0 | 0 | 0 | 0 | 2 | 0 | 0 | 0 | 0 |
| NFL Totals | | 26 | 3 | 47 | 33 | 14 | 1.5 | 3.0 | 1 | 3 | 0 | 0 | 0 | 0 | 3 | 0 | 0 | 0 | 0 |

PLAYOFFS

| PLAYOFFS | | | | TACKLES | | | | | | | INTERCEPTIONS | | | | | FUMBLES | | | |
|------------|-----------|----|----|---------|------|------|-----|-----|-----|-----|---------------|-----|----|----|----|---------|----|-----|-----|
| Year | Team | GP | GS | Tot | Solo | Asst | Sk | Yds | QBP | TFL | No | Yds | Lg | TD | PD | FF | FR | Yds | SpT |
| 2017 | Tennessee | 2 | 1 | 6 | 4 | 2 | 0.0 | 0.0 | 1 | 0 | 0 | 0 | 0 | 0 | 0 | 0 | 0 | 0 | 0 |
| NFL Totals | | 2 | 1 | 6 | 4 | 2 | 0.0 | 0.0 | 1 | 0 | 0 | 0 | 0 | 0 | 0 | 0 | 0 | 0 | 0 |

Single-Game Highs

Tackles - **5 vs. Houston (12/3/17)**

Sacks - **1 vs. Houston (12/3/17)**

Quarterback Pressures - 1 vs. Green Bay (11/13/16)

Passes Defensed - **1 (Three times, last vs. Jacksonville 12/31/17)**

Playoff Single-Game Highs

Tackles - **3 (Twice, last at New England 1/13/18)**

Quarterback Pressures - **1 at New England (1/13/18)**



60 BEN JONES

CENTER • 6'3" • 308 LBS • COLLEGE: GEORGIA

ACQUIRED: UNRESTRICTED FREE AGENT (HOU) - 2016

NFL EXPERIENCE (NFL/TITANS): 6/2 • HOMETOWN: BRENT, ALA.

GAMES PLAYED/GAMES STARTED: 96/75 (PLAYOFFS: 5/5)



PRO: The Titans signed Ben Jones early in the 2016 free agency period to bring veteran leadership and experience to the center position and he provided just that in his first campaign with the club. The 6-foot-3-inch, 308-pounder was originally selected by the Houston Texans in the fourth round (99th overall) of the 2012 NFL Draft. The University of Georgia product is a versatile player, having started contests at center and both guard spots in his first four seasons with the Texans.

CAREER HIGHLIGHTS:

- Jones has started games at center, left guard and right guard during his NFL career and has opened holes for three 1,000-yard rushers.
- In 2016, Jones centered all 16 games in his first campaign with the Titans and was a part of an offensive front that blocked for the NFL's third-ranked rushing attack which averaged 136.7 rush yards per game.
- In 2015, Jones transitioned to his natural position of center and started all 16 games and the playoff contest for the Texans.
- In 2014, Jones started all 16 contests at left guard.
- As a rookie in 2012, Jones started the final 10 games of the season at right guard and was named the Texans Rookie of the Year.

TITANS TIDBITS:

- Jones switched from jersey #61 to #60 prior to his senior season at Georgia, to honor his father, Steve, a former collegiate star, who was killed in a helicopter crash when he was 10 years old.
- Jones' pregame ritual consists of walking barefoot on the field "to get a feel for the turf." The routine began before one game with his brother in high school and after enjoying success that night, it has continued ever since.
- When he was 10 years old, Jones suffered a blow to the head with a baseball bat. The impact caused a blood clot to develop on his brain and fractured his skull. The injury kept him out of all athletic activity for a year, proving to be a challenging time for an active and athletic boy. Although it was a tough period in his life, Ben says this time turned him into the man he is today. As soon as he was cleared for activities, Jones threw himself into being the best athlete he could be.
- During the 2017 offseason, Jones and his wife, Alex, hosted the Ben Jones Celebrity Clay Shoot to benefit The Ronald McDonald House in Nashville. The event raised \$85,000. Ben and Alex have a passion for helping children and have seen first-hand the blessings provided by the Ronald McDonald House to friends and family with sick children.
- Jones' brother, Clay, played baseball for the University of Alabama and then was drafted by the Detroit Tigers.

CAREER TRANSACTIONS:

- A native of Brent, Ala., Jones was originally selected by the Houston Texans in the fourth round (99th overall) of the 2012 NFL Draft.
- Signed by the Titans as an unrestricted free agent on March 10, 2016.

SEASON RECAPS:

2017 (16/16, 2/2 - Tennessee): Started all 16 games and both postseason contests at center in his second campaign with the Titans. Among NFL offensive linemen presently listed as centers, ranks second in the NFL with 64 consecutive games started.

- Against Oakland (9/10), started at center and was a part of an offensive line that helped produce 350 total yards and allow just one sack on 41 pass attempts.
- At Jacksonville (9/17), started at center, his 50th consecutive start, and opened holes for a rushing attack that amassed 179 yards on 36 carries

(5.0 avg.). Member of a unit that allowed just one sack on 27 pass attempts.

- Against Seattle (9/24), started at center and helped block for Titans' ball carriers to collect 195 rushing yards on 35 carries (5.6 avg.). Member of an offensive front that did not allow a sack on 32 pass attempts.
- At Houston (10/1), started at center.
- At Miami (10/8), started at center.
- Against Indianapolis (10/16), started at center and was a member of an offensive front that helped produce 473 total yards and allow just one sack for one yard on 32 pass attempts.
- At Cleveland (10/22), started at center.
- Against Baltimore (11/5), started at center.
- Against Cincinnati (11/12), started at center and helped open holes for Titans' rushers to gain 180 yards on the ground.
- At Pittsburgh (11/16), started at center.
- At Indianapolis (11/26), started at center and was a part of an offensive front that did not allow a sack on 25 pass attempts.
- Against Houston (12/3), started at center and helped open holes for Titans' ball carriers to gain 198 yards on 25 carries with two scores on the ground.
- At Arizona (12/10), started at center.
- At San Francisco (12/17), started at center and was a part of an offensive front that allowed just one sack on 33 pass attempts.
- Against Los Angeles Rams (12/24), started at center and was a member of an offensive line that allowed just one sack on 39 pass attempts.
- Against Jacksonville (12/31), started at center.
- At Kansas City (1/6), started at center and helped open holes for Titans' ball carriers to gain 202 rushing yards on 31 carries (6.5 avg.).
- At New England (1/13), started at center.

2016 (16/16 - Tennessee): Started all 16 games at center in his first season with the Titans and was a part of an offensive front that blocked for the NFL's third-ranked rushing attack which averaged 136.7 rush yards per game.

- Against Minnesota (9/11), made his Titans debut as the starting center.
- At Detroit (9/18), started at center and blocked for an offense that amassed 363 total yards in a 16-15 comeback win.
- Against Oakland (9/25), started at center and was a part of an offensive line that helped produce 393 total yards and allow just one sack on 33 pass attempts.
- At Miami (10/9), started at center and was a member of an offensive front that opened holes for Titans' rushers to gain 235 yards on the ground and did not allow a sack on 29 pass attempts.
- Against Cleveland (10/16), started at center and blocked for an offense that compiled a season-high 407 total yards, including 137 rushing yards.
- Against Jacksonville (10/27), started at center and opened holes for Titans' ball carriers to accumulate 214 yards on the ground. Was a part of an offensive front that did not allow a sack in 23 pass attempts.
- At San Diego (11/6), started at center and was a part of an offensive line that did not allow a sack on 43 pass attempts.
- Against Green Bay (11/13), started at center and blocked for an offense that amassed 446 total yards and six touchdowns in a 47-25 victory against the Packers.
- At Chicago (11/27), started at center and was a member of an offensive front that did not allow a sack on 23 pass attempts. Blocked for Titans' ball carriers to gain 149 yards on the ground.
- Against Denver (12/11), started at center and was a part of an offensive line that opened holes for Titans' rushers to amass 180 rushing yards on 42 carries in a 13-10 victory over the Broncos.
- At Kansas City (12/18), started at center and helped pave the way

for Titans' ball carriers to gain 148 yards on the ground. Member of an offensive front that allowed just one sack for zero yards on 33 pass attempts.

2015 (16/16, 1/1 - Houston): Started all 16 games at center and in Wild Card Game against Kansas City (1/9). Extended his streak of consecutive regular season games played to 64, which is the second-longest active streak among NFL centers.

2014 (16/16 - Houston): Started all 16 games at left guard in his third season with the Texans.

2013 (16/1 - Houston): Played in all 16 games with one start for the Texans.

- At San Francisco (10/6), started at right guard and blocked for a ground game that produced 131 yards.

2012 (16/10, 2/2 - Houston): Appeared in all 16 games with 10 starts as a rookie. Was originally drafted as a center, but worked his way into a starting role at right guard. Was a part of seven 100-yard rushing performances by Arian Foster for the NFL's seventh-ranked offense.

- Against Miami (9/9), made his Texans and NFL debut on special teams in the season opener.
- At Jacksonville (9/17), saw action at right guard and was part of an offensive line that cleared the way for Texans running backs to rush for 216 yards and three touchdowns while not allowing Matt Schaub to be sacked.
- At Denver (9/23), helped provide protection for Matt Schaub, enabling him to tie a career-high with four touchdown passes.
- At N.Y. Jets (10/8), helped Arian Foster rush for a season-high 157 yards and a touchdown.

COLLEGE:

- Finished his collegiate career ranked third in Georgia history with 49 starts.
- Was a two-time All-SEC selection by the league's coaches and four-time SEC Offensive Lineman of the Week during his career. Was named to Georgia's Team of the Decade.
- As a senior (2011), earned All-SEC first-team honors and was rated the nation's second-best center in the draft by The NFL Draft Report. Named second-team All-SEC honoree by the Associated Press, Phil Steele and the league's coaches for his senior season.
- In his final collegiate season, served as a team captain and started all 14 games at center.
- As a junior (2010), appeared in 13 games making 12 starts. Earned All-SEC second-team honors from The NFL Draft Report.
- As a sophomore (2009), started all 13 games and was named All-SEC second-team by the league's coaches.
- As a freshman (2008), appeared in 13 games making 10 starts at center and was selected a Freshman All-American and Freshman All-SEC. Named Freshman All-American first-team by College Football News, adding second-team honors from The Sporting News and Phil Steele.
- Member of the fall 2009 Georgia Athletic Director's Honor Roll.
- Majored in Health & Physical Education at Georgia.

PERSONAL:

- Married to Alex, and the couple lives in Nashville.
- Attended Bibb County High School in Centreville, Ala., where he earned Super Prep All-Dixie Team, Prep Star All-Southeast Region and Alabama Sports Writers Association Class 5A first-team All-State honors as a senior.
- Was a standout first baseman and pitcher on Bibb County's baseball team, where in 2007 he was selected to the Tuscaloosa News West Alabama Baseball All-Star squad. Had a .345 career batting average and collected a school-record 48 RBI in 2007.
- Follow Jones on Instagram at @jones60ben.
- Born Ben Jones on July 2, 1989 in Birmingham, Ala.

BEN JONES' NFL STATISTICS

REGULAR SEASON

| Year | Team | GP | GS |
|-------------------|-----------|-----------|-----------|
| 2012 | Houston | 16 | 10 |
| 2013 | Houston | 16 | 1 |
| 2014 | Houston | 16 | 16 |
| 2015 | Houston | 16 | 16 |
| 2016 | Tennessee | 16 | 16 |
| 2017 | Tennessee | 16 | 16 |
| NFL Totals | | 96 | 75 |

PLAYOFFS

| Year | Team | GP | GS |
|-------------------|-----------|----------|----------|
| 2012 | Houston | 2 | 2 |
| 2015 | Houston | 1 | 1 |
| 2017 | Tennessee | 2 | 2 |
| NFL Totals | | 5 | 5 |

Starts Breakdown:


2012 - RG 10 (Playoffs - RG 2); 2013 - RG 1; 2014 - LG 16; 2015 - C 16 (Playoffs - C 1); 2016 - C 16; 2017 - C 16 (Playoffs - C 2)

Additional Career Statistics

Tackles - 2 (2014), 1 (2015)
Fumble Recoveries - 1 (2013)

Additional Career Playoff Statistics

Tackles - 2 (2015)



90 DaQUAN JONES

DEFENSIVE LINEMAN • 6'4" • 322 LBS • COLLEGE: PENN STATE
ACQUIRED: 4TH ROUND - 2014 • NFL EXPERIENCE (NFL/TITANS): 4/4
HOMETOWN: JOHNSON CITY, N.Y.
GAMES PLAYED/GAMES STARTED: 51/45 (PLAYOFFS: 0/0)



PRO: Seeking a big, physical and versatile defensive lineman, the Titans selected Penn State's DaQuan Jones in the fourth round of the 2014 NFL Draft. The 6-foot-4-inch, 322-pounder played as a reserve as a rookie but earned a full-time role as a 3-4 defensive end in his second and third seasons, starting all 32 games during that period. Jones offers an impressive combination of size, athleticism, intelligence and power. He was a leader at State College, as one of the senior players to stay with the program during a time of turmoil.

CAREER HIGHLIGHTS:

- In 2016, Jones joined Brian Orakpo as the only two Titans to start every game from 2015–2016.
- Against Houston in the 2016 season finale (1/1/17), recovered a Tom Savage fumble in the end zone for his first career touchdown.
- In 2015, Jones was one of four members of the team to start all 16 games, holding down a spot at defensive end for the duration of the campaign. He totaled 67 tackles, 15 quarterback pressures, two tackles for loss and a fumble recovery.
- As a rookie in 2014, Jones played in seven games with one start. He posted his first career sack against Indianapolis on Dec. 28.
- As a senior at Penn State, Jones was named first-team All-Big Ten Conference after finishing fifth on the team with a career-high 56 tackles and a career-best three sacks.
- Jones was named Penn State's Outstanding Senior Player and the recipient of the team's Reid-Robinson Award.

TITANS TIDBITS:

- Jones majored in criminal justice at Penn State and spent a portion of his 2013 summer as an intern observing the Spring Township Police Department near State College.
- Jones entered the Penn State program after being rated the second-best offensive lineman in the nation during his playing days at Johnson City High School. He switched to the other side of the ball and made an immediate impact as a true freshman.
- Jones lists his father, Steve, as the most inspirational person in his life. Steve raised DaQuan as a single father and one of his father's greatest traits is that he works extremely hard in everything he does. Steve works as an executive chef at Cornell University.
- Jones is in the process of launching his own non-profit organization called "Create Your Legacy."

CAREER TRANSACTIONS:

- The Johnson City, N.Y., native was selected by the Titans in the fourth round (112th overall) of the 2014 NFL Draft.

SEASON RECAPS:

2017 (12/12): Started 12 games at defensive end and posted 36 tackles, a career-high 3.5 sacks, nine quarterback pressures and a stop for loss. Placed on injured reserve on Dec. 4, 2017. Registered a career-high two sacks at Indianapolis (11/26/17). Led the team in sacks twice in 2017 (at IND, vs. HOU).

- Against Oakland (9/10), started at defensive end and posted four tackles. Stuffed DeAndre Washington for no gain on a rush off left guard in the second quarter.
- At Jacksonville (9/17), started at defensive end and collected a tackle.
- Against Seattle (9/24), started at defensive end and notched a tackle.
- At Houston (10/1), started at defensive end and tallied two tackles and a quarterback pressure.
- At Miami (10/8), started at defensive end and totaled six tackles. Stuffed

Kenyan Drake for no gain on a rush off left end in the second quarter. Teamed with Erik Walden to stuff Jay Ajayi for a one-yard loss on a rush off left guard in the fourth quarter.

- Against Indianapolis (10/16), started at defensive end and recorded three tackles.
- At Cleveland (10/22), started at defensive end and posted six tackles and two quarterback pressures.
- Against Baltimore (11/5), started at defensive end and collected three tackles.
- Against Cincinnati (11/12), started at defensive end.
- At Pittsburgh (11/16), started at defensive end and notched two tackles and two passes defended.
- At Indianapolis (11/26), started at defensive end in his 50th career game and registered five tackles, including a career-best two sacks, a stop for loss and three quarterback pressures. Dropped Jacoby Brissett for an eight-yard sack on third-and-10 during the Colts' opening drive of the game. Stuffed Frank Gore for a three-yard loss on a rush up the middle in the first quarter. Sacked Brissett for a one-yard loss in the second stanza.
- Against Houston (12/3), started at defensive end and produced three tackles, including a team-best 1.5 sacks and a quarterback pressure. Left the game early in the third quarter with an injury. Combined with Avery Williamson to stuff Lamar Miller for no gain on a rush off left guard in the first quarter. Dropped Tom Savage for a seven-yard sack late in the second quarter. Halted a Texans' drive by teaming with Brian Orakpo to sack Tom Savage for a eight-yard loss on third-and-10 late in the second quarter.

2016 (16/16): Started all 16 games at defensive end for the second consecutive season and collected 29 tackles, 1.5 sacks, eight quarterback pressures, a stop for loss and a fumble recovery for a touchdown. Tied for the team lead in sacks once (at KC). Notched his first career NFL touchdown with a fumble recovery in the end zone against Houston (1/1/17).

- At Houston (10/2), started at defensive end and recorded three tackles.
- At Miami (10/9), started at nose tackle and registered a tackle for loss. Stonewalled Kenyan Drake for a two-yard loss on a rush off right tackle late in the second quarter.
- Against Indianapolis (10/23), started at defensive end and collected three tackles. Teamed with David Bass to stuff Frank Gore for no gain on a rush off right guard in the fourth quarter.
- Against Jacksonville (10/27), started at defensive end and posted a tackle and two quarterback pressures.
- At San Diego (11/6), started at defensive end and tied a career-high with seven tackles and a quarterback pressure. Stopped Melvin Gordon for no gain on a goal line rush off left guard in the third quarter.
- Against Green Bay (11/13), started at defensive end and notched three tackles, including a sack and two quarterback pressures. Ended a Packers' drive by sacking Aaron Rodgers for a 10-yard loss on third-and-13 in the opening stanza.
- Against Denver (12/11), started at defensive end and collected a tackle. Combined with Brice McCain to stuff Justin Forsett for a two-yard loss on a rush off right tackle in the fourth quarter.
- At Kansas City (12/18), started at defensive end and tallied a half sack and a quarterback pressure. Teamed with Brian Orakpo to drop Alex Smith for a four-yard sack in the third quarter.
- At Jacksonville (12/24), started at defensive end and posted four tackles. Stuffed Corey Grant for no gain on a rush off right guard in the opening stanza.
- Against Houston (1/1), started at defensive end and registered a

tackle and a fumble recovery that resulted in his first career touchdown. Recovered a Tom Savage fumble in the end zone after a Sean Spence strip-sack to give the Titans an early 7-0 lead with 9:57 left to play in the opening stanza.

2015 (16/16): Started all 16 games at defensive end and registered 67 tackles, 15 quarterback pressures, two stops for loss and a fumble recovery. Tied for the team lead in quarterback pressures twice in 2015 (vs. BUF, at NYJ).

- At Tampa Bay (9/13), started at defensive end and led all Titans defensive linemen with a career-high seven tackles, including a stop for loss. Teamed with Karl Klug to stuff Doug Martin for no gain on a rush off right guard at the end of the first quarter. Stuffed Jorvorskie Lane for no gain on a rush off right guard in the third quarter. Combined with Wesley Woodyard to stuff Bobby Rainey for a two-yard loss on a rush up the middle in the fourth quarter.

- Against Buffalo (10/11), started at defensive end and posted three tackles and two quarterback pressures. Combined with Zach Brown to stonewall Cierre Wood for no gain on a rush off left end in the second stanza.

- At Houston (11/1), started at defensive end and registered six tackles and a quarterback pressure. Combined with Derrick Morgan to stop Alfred Blue for no gain on a rush off right tackle in the second quarter.

- At New Orleans (11/8), started at defensive end and totaled five tackles and two quarterback pressures. Combined with Angelo Blackson to stuff Mark Ingram for no gain on a goalline rush early in the second quarter. Halted a Saints' drive by combining with Michael Griffin to stuff Mark Ingram for no gain on a third-and-one rush early in the third quarter. Stonewalled Mark Ingram for no gain on a rush off right guard late in the third quarter.

- Against Carolina (11/15), started at defensive end and tallied four tackles, including a stop for loss. Crashed through the line and dropped Jonathan Stewart for a five-yard loss on rush off left guard in the second quarter.

- Against Oakland (11/29), started at defensive end and recorded two tackles, a fumble recovery and a quarterback pressure. Recovered a Derek Carr botched snap in the fourth quarter.

- At New England (12/20), started at defensive end and tallied five tackles and a quarterback pressure. Combined with Avery Williamson to stuff Brandon Bolden for no gain on a rush off right tackle in the final stanza. Stonewalled Joey Iosefa for a one-yard loss on a rush up the middle late in the fourth quarter.

2014 (7/1): Appeared in seven games with one start at defensive end during his rookie campaign and registered 13 tackles, a sack, three quarterback pressures, two stops for loss and a forced fumble. Was inactive for eight games and did not play in one contest. Made his NFL debut at Indianapolis (9/28/14). Made his first career NFL start and notched his first career sack against Indianapolis (12/28/14). Led the team in sacks once (vs. IND).

- At Indianapolis (9/28), made his NFL debut as a reserve defensive tackle and amassed his first career tackle.

- At Philadelphia (11/23), saw action as a reserve defensive tackle and amassed two tackles, including a stop for loss. Stuffed Chris Polk for a two-yard loss on a rush up the middle in the final stanza.

- At Jacksonville (12/18), saw action as a reserve at defensive end and registered two tackles, including a stop for loss. Combined with Avery Williamson to stuff Toby Gerhart for no gain on a rush up the middle in the fourth quarter.

- Against Indianapolis (12/28), registered his first career NFL start and tallied a career-high six tackles, his first career sack, a forced fumble and two quarterback pressures. Dropped Andrew Luck for a seven-yard sack while forcing a fumble that was recovered by the Colts in the first quarter.

COLLEGE:

- Started 23 of 46 games at Penn State, with all of his starting assignments coming during the last two seasons. Jones finished his career with 92 tackles, adding 4.5 sacks for minus 28 yards, 15.5 stops for losses totaling 55 yards, two fumble recoveries and a pass deflection.

- As a senior (2013), was first-team All-Big Ten Conference by the league's coaches and second-team All-Conference by the media and BTN.com. Was named Penn State's Outstanding Senior Player and the recipient of the team's Reid-Robinson Award. Also named to the Outland Trophy Watch List. Named Most Valuable Player by his teammates after the season. Started all 12 games at defensive tackle, finishing fifth on the team with a career-high 56 tackles (33 solos). His tackle total was the most for any interior defensive lineman in the Big Ten during the 2013 campaign. Added three sacks for minus 21 yards and led the Nittany Lions with 11.5 stops for losses of 42 yards and also recovered one fumble.

- As a junior (2012), secured a starting role during training camp and started the first 11 games at defensive tackle. Recorded 22 tackles, with an assisted sack, two stops for losses of six yards, a fumble recovery and a pass deflection. Played an instrumental role for a defense that ranked second in the Big Ten Conference and 16th nationally in scoring defense at 19.1 points per game, as the Nittany Lions held six teams to 17 or fewer points.

- As a sophomore (2011), was a top reserve at defensive tackle and played in all 13 games, recording eight tackles.

- As a freshman (2010), held out of the initial four games for a possible redshirt season, but his play in practice and potential got him on the field. Made his debut in the Big Ten-opener at Iowa and played in the final nine games. Was one of seven true freshmen to play, registering six tackles, including a sack and two tackles for loss.

- Majored in criminal justice at Penn State.

PERSONAL:

- Single, splits time between Nashville and Johnson City, N.Y.

- Attended Johnson City (N.Y.) Senior High School and was rated as the second-best offensive lineman in the state by Rivals.com.

- Was a standout on both sides of the ball and earned four-star prospect status from Scout.com. Recorded 60 tackles as a senior.

- Totaled 70 tackles during his junior season, and also posted three sacks and recovered four fumbles.

- Served as football and basketball team captain and was also a member of the track and field team throwing the shot put.

- On Twitter: @RiDQulous_98

- On Instagram: @dqj_90

- List of favorites: (movie) "Captain America: The Winter Soldier"; (TV show) "Supernatural"; (actor) Martin Lawrence; (music artist) Jay-Z; (school subject) criminal justice; (car) Mercedes S Class; (video game) NBA 2K; (food) dad's chicken parmesan; (book) "The Five People You Meet in Heaven" by Mitch Albom; and (pro sports team as a child) Philadelphia Eagles.

- Born DaQuan Steven Jones on Dec. 27, 1991 in Johnson City, N.Y.

DaQUAN JONES' GAME-BY-GAME

2014 Tennessee Titans

| Date | Opp | W/L | P/S | Tot Solo Asst | Sk - Yds | QBP | TFL | Int - Yds -TD | PD | FF | FR - Yds | SpT |
|---------------|-------------|------------|-----|---------------|----------------|----------|------------|--------------------|----------|----------|----------|----------|
| Sept 7 | @ KC | W | IA | | | | | | | | | |
| Sept 14 | Dal | L | IA | | | | | | | | | |
| Sept 21 | @ Cin | L | IA | | | | | | | | | |
| Sept 28 | @ Ind | L | p | 1 0 1 | 0.0 0.0 | 0 | 0 0 | 0 0 0 0 0 0 | 0 | 0 | 0 | 0 |
| Oct 5 | Cle | L | IA | | | | | | | | | |
| Oct 12 | Jax | W | DNP | | | | | | | | | |
| Oct 19 | @ Was | L | p | 1 0 1 | 0.0 0.0 | 0 | 0 0 | 0 0 0 0 0 0 | 0 | 0 | 0 | 0 |
| Oct 26 | Hou | L | IA | | | | | | | | | |
| Nov 9 | @ Bal | L | p | 0 0 0 | 0.0 0.0 | 0 | 0 0 | 0 0 0 0 0 0 | 0 | 0 | 0 | 0 |
| Nov 17 | Pit | L | IA | | | | | | | | | |
| Nov 23 | @ Phi | L | p | 2 1 1 | 0.0 0.0 | 0 | 1 0 | 0 0 0 0 0 0 | 0 | 0 | 0 | 0 |
| Nov 30 | @ Hou | L | IA | | | | | | | | | |
| Dec 7 | NYG | L | IA | | | | | | | | | |
| Dec 14 | NYJ | L | p | 1 1 0 | 0.0 0.0 | 1 | 0 0 | 0 0 0 0 0 0 | 0 | 0 | 0 | 0 |
| Dec 18 | @ Jax | L | p | 2 1 1 | 0.0 0.0 | 0 | 1 0 | 0 0 0 0 0 0 | 0 | 0 | 0 | 0 |
| Dec 28 | Ind | L | S | 6 4 2 | 1.0 1.0 | 2 | 0 0 | 0 0 0 1 0 0 | 0 | 0 | 0 | 0 |
| Totals | 2-14 | 7/1 | | 13 7 6 | 1.0 1.0 | 3 | 2 0 | 0 0 0 0 1 0 | 0 | 1 | 0 | 0 |

2015 Tennessee Titans

| Date | Opp | W/L | P/S | Tot Solo Asst | Sk - Yds | QBP | TFL | Int - Yds -TD | PD | FF | FR - Yds | SpT |
|---------------|-------------|--------------|-----|-----------------|----------------|-----------|------------|--------------------|----------|----------|----------|----------|
| Sept 13 | @ TB | W | S | 7 7 0 | 0.0 0.0 | 0 | 1 0 | 0 0 0 0 0 0 | 0 | 0 | 0 | 0 |
| Sept 20 | @ Cle | L | S | 2 2 0 | 0.0 0.0 | 1 | 0 0 | 0 0 0 0 0 0 | 0 | 0 | 0 | 0 |
| Sept 27 | Ind | L | S | 4 2 2 | 0.0 0.0 | 0 | 0 0 | 0 0 0 0 0 0 | 0 | 0 | 0 | 0 |
| Oct 11 | Buf | L | S | 3 1 2 | 0.0 0.0 | 2 | 0 0 | 0 0 0 0 0 0 | 0 | 0 | 0 | 0 |
| Oct 18 | Mia | L | S | 6 2 4 | 0.0 0.0 | 0 | 0 0 | 0 0 0 0 0 0 | 0 | 0 | 0 | 0 |
| Oct 25 | Atl | L | S | 4 2 2 | 0.0 0.0 | 0 | 0 0 | 0 0 0 0 0 0 | 0 | 0 | 0 | 0 |
| Nov 1 | @ Hou | L | S | 6 5 1 | 0.0 0.0 | 1 | 0 0 | 0 0 0 0 0 0 | 0 | 0 | 0 | 0 |
| Nov 8 | @ NO | W | S | 5 4 1 | 0.0 0.0 | 2 | 0 0 | 0 0 0 0 0 0 | 0 | 0 | 0 | 0 |
| Nov 15 | Car | L | S | 4 1 3 | 0.0 0.0 | 1 | 1 0 | 0 0 0 0 0 0 | 0 | 0 | 0 | 0 |
| Nov 19 | @ Jax | L | S | 3 3 0 | 0.0 0.0 | 2 | 0 0 | 0 0 0 0 0 0 | 0 | 0 | 0 | 0 |
| Nov 29 | Oak | L | S | 2 1 1 | 0.0 0.0 | 1 | 0 0 | 0 0 0 0 0 1 | 0 | 0 | 0 | 0 |
| Dec 6 | Jax | W | S | 3 1 2 | 0.0 0.0 | 1 | 0 0 | 0 0 0 0 0 0 | 0 | 0 | 0 | 0 |
| Dec 13 | @ NYJ | L | S | 3 3 0 | 0.0 0.0 | 2 | 0 0 | 0 0 0 0 0 0 | 0 | 0 | 0 | 0 |
| Dec 20 | @ NE | L | S | 5 4 1 | 0.0 0.0 | 1 | 0 0 | 0 0 0 0 0 0 | 0 | 0 | 0 | 0 |
| Dec 27 | Hou | L | S | 5 3 2 | 0.0 0.0 | 1 | 0 0 | 0 0 0 0 0 0 | 0 | 0 | 0 | 0 |
| Jan 3 | @ Ind | L | S | 5 4 1 | 0.0 0.0 | 0 | 0 0 | 0 0 0 0 0 0 | 0 | 0 | 0 | 0 |
| Totals | 3-13 | 16/16 | | 67 45 22 | 0.0 0.0 | 15 | 2 0 | 0 0 0 0 0 1 | 0 | 0 | 1 | 0 |

2016 Tennessee Titans

| Date | Opp | W/L | P/S | Tot Solo Asst | Sk - Yds | QBP | TFL | Int - Yds -TD | PD | FF | FR - Yds | SpT |
|---------------|------------|--------------|-----|-----------------|-----------------|----------|------------|--------------------|----------|----------|----------|----------|
| Sept 11 | Min | L | S | 1 0 1 | 0.0 0.0 | 1 | 0 0 | 0 0 0 0 0 0 | 0 | 0 | 0 | 0 |
| Sept 18 | @ Det | W | S | 1 0 1 | 0.0 0.0 | 0 | 0 0 | 0 0 0 0 0 0 | 0 | 0 | 0 | 0 |
| Sept 25 | Oak | L | S | 1 0 1 | 0.0 0.0 | 0 | 0 0 | 0 0 0 0 0 0 | 0 | 0 | 0 | 0 |
| Oct 2 | @ Hou | L | S | 3 3 0 | 0.0 0.0 | 0 | 0 0 | 0 0 0 0 0 0 | 0 | 0 | 0 | 0 |
| Oct 9 | @ Mia | W | S | 1 1 0 | 0.0 0.0 | 0 | 1 0 | 0 0 0 0 0 0 | 0 | 0 | 0 | 0 |
| Oct 16 | Cle | W | S | 1 1 0 | 0.0 0.0 | 1 | 0 0 | 0 0 0 0 0 0 | 0 | 0 | 0 | 0 |
| Oct 23 | Ind | L | S | 3 2 1 | 0.0 0.0 | 0 | 0 0 | 0 0 0 0 0 0 | 0 | 0 | 0 | 0 |
| Oct 27 | Jax | W | S | 1 0 1 | 0.0 0.0 | 2 | 0 0 | 0 0 0 0 0 0 | 0 | 0 | 0 | 0 |
| Nov 6 | @ SD | L | S | 7 6 1 | 0.0 0.0 | 1 | 0 0 | 0 0 0 0 0 0 | 0 | 0 | 0 | 0 |
| Nov 13 | GB | W | S | 3 1 2 | 1.0 10.0 | 2 | 0 0 | 0 0 0 0 0 0 | 0 | 0 | 0 | 0 |
| Nov 20 | @ Ind | L | S | 0 0 0 | 0.0 0.0 | 0 | 0 0 | 0 0 0 0 0 0 | 0 | 0 | 0 | 0 |
| Nov 27 | @ Chi | W | S | 0 0 0 | 0.0 0.0 | 0 | 0 0 | 0 0 0 0 0 0 | 0 | 0 | 0 | 0 |
| Dec 11 | Den | W | S | 1 0 1 | 0.0 0.0 | 0 | 0 0 | 0 0 0 0 0 0 | 0 | 0 | 0 | 0 |
| Dec 18 | @ KC | W | S | 1 0 1 | 0.5 2.0 | 1 | 0 0 | 0 0 0 0 0 0 | 0 | 0 | 0 | 0 |
| Dec 24 | @ Jax | L | S | 4 3 1 | 0.0 0.0 | 0 | 0 0 | 0 0 0 0 0 0 | 0 | 0 | 0 | 0 |
| Jan 1 | Hou | W | S | 1 1 0 | 0.0 0.0 | 0 | 0 0 | 0 0 0 0 0 1 | 0 | 0 | 0 | 0 |
| Totals | 9-7 | 16/16 | | 29 18 11 | 1.5 12.0 | 8 | 1 0 | 0 0 0 0 0 1 | 0 | 0 | 1 | 0 |

2017 Tennessee Titans

| Date | Opp | W/L | P/S | Tot Solo Asst | Sk - Yds | QBP | TFL | Int - Yds -TD | PD | FF | FR - Yds | SpT |
|---------------|------------|--------------|-----|-----------------|-----------------|----------|------------|--------------------|----------|----------|----------|----------|
| Sept 10 | Oak | L | S | 4 1 3 | 0.0 0.0 | 0 | 0 0 | 0 0 0 0 0 0 | 0 | 0 | 0 | 0 |
| Sept 17 | @ Jax | W | S | 1 1 0 | 0.0 0.0 | 0 | 0 0 | 0 0 0 0 0 0 | 0 | 0 | 0 | 0 |
| Sept 24 | Sea | W | S | 1 0 1 | 0.0 0.0 | 0 | 0 0 | 0 0 0 0 0 0 | 0 | 0 | 0 | 0 |
| Oct 1 | @ Hou | L | S | 2 1 1 | 0.0 0.0 | 1 | 0 0 | 0 0 0 0 0 0 | 0 | 0 | 0 | 0 |
| Oct 8 | @ Mia | L | S | 6 6 0 | 0.0 0.0 | 0 | 0 0 | 0 0 0 0 0 0 | 0 | 0 | 0 | 0 |
| Oct 16 | Ind | W | S | 3 1 2 | 0.0 0.0 | 0 | 0 0 | 0 0 0 0 0 0 | 0 | 0 | 0 | 0 |
| Oct 22 | @ Cle | W | S | 6 5 1 | 0.0 0.0 | 2 | 0 0 | 0 0 0 0 0 0 | 0 | 0 | 0 | 0 |
| Nov 5 | Bal | W | S | 3 2 1 | 0.0 0.0 | 0 | 0 0 | 0 0 0 0 0 0 | 0 | 0 | 0 | 0 |
| Nov 12 | Cin | W | S | 0 0 0 | 0.0 0.0 | 0 | 0 0 | 0 0 0 0 0 0 | 0 | 0 | 0 | 0 |
| Nov 16 | @ Pit | L | S | 2 1 1 | 0.0 0.0 | 2 | 0 0 | 0 0 0 0 0 0 | 0 | 0 | 0 | 0 |
| Nov 26 | @ Ind | W | S | 5 4 1 | 2.0 9.0 | 3 | 1 0 | 0 0 0 0 0 0 | 0 | 0 | 0 | 0 |
| Dec 3 | Hou | W | S | 3 2 1 | 1.5 11.0 | 1 | 0 0 | 0 0 0 0 0 0 | 0 | 0 | 0 | 0 |
| Dec 10 | @ Ari | | | | | | | | | | | |
| Dec 17 | @ SF | | | | | | | | | | | |
| Dec 24 | LAR | | | | | | | | | | | |
| Dec 31 | Jax | | | | | | | | | | | |
| Totals | 8-4 | 12/12 | | 36 24 12 | 3.5 20.0 | 9 | 1 0 | 0 0 0 0 0 0 | 0 | 0 | 0 | 0 |

Placed on injured reserve on Dec. 4, 2017

DaQUAN JONES' NFL STATISTICS

REGULAR SEASON

| Year | Team | GP | GS | TACKLES | | | Sk | Yds | QBP | TFL | INTERCEPTIONS | | | | | FUMBLES | | | |
|-------------------|-----------|-----------|-----------|------------|-----------|-----------|------------|-------------|-----------|----------|---------------|----------|----------|----------|----------|----------|----------|----------|----------|
| | | | | Tot | Solo | Asst | | | | | No | Yds | Lg | TD | PD | FF | FR | Yds | SpT |
| 2014 | Tennessee | 7 | 1 | 13 | 7 | 6 | 1.0 | 1.0 | 3 | 2 | 0 | 0 | 0 | 0 | 0 | 1 | 0 | 0 | 0 |
| 2015 | Tennessee | 16 | 16 | 67 | 45 | 22 | 0.0 | 0.0 | 15 | 2 | 0 | 0 | 0 | 0 | 0 | 0 | 1 | 0 | 0 |
| 2016 | Tennessee | 16 | 16 | 29 | 18 | 11 | 1.5 | 12.0 | 8 | 1 | 0 | 0 | 0 | 0 | 0 | 0 | 1 | 0 | 0 |
| 2017 | Tennessee | 12 | 12 | 36 | 24 | 12 | 3.5 | 20.0 | 9 | 1 | 0 | 0 | 0 | 0 | 0 | 0 | 0 | 0 | 0 |
| NFL Totals | | 51 | 45 | 145 | 94 | 51 | 6.0 | 33.0 | 35 | 6 | 0 | 0 | 0 | 0 | 0 | 1 | 2 | 0 | 0 |

Single-Game Highs

Tackles - 7 (Twice, last at San Diego 11/6/16)


Sacks - 2 at Indianapolis (11/26/17)

Quarterback Pressures - 3 at Indianapolis (11/26/17)

Forced Fumble - 1 vs. Indianapolis (12/28/14)

Fumble Recovery - 1 (Twice, last vs. Houston (1/1/17))

Touchdowns - 1 - fumble recovery in the end zone vs. Houston, 1/1/17



71 DENNIS KELLY

GUARD/TACKLE • 6'8" • 321 LBS • COLLEGE: PURDUE

ACQUIRED: TRADE (PHI) - 2016 • NFL EXPERIENCE (NFL/TITANS): 6/2

HOMETOWN: CHICAGO HEIGHTS, ILL.

GAMES PLAYED/GAMES STARTED: 62/22 (PLAYOFFS: 2/0)



PRO: The Titans acquired Dennis Kelly in a trade with the Philadelphia Eagles during the 2016 training camp. The 6-foot-8-inch, 321-pounder provides quality depth along the offensive front, having logged starts at right tackle, right guard, left guard and tight end during his NFL career. The 2012 fifth-round pick spent his first four NFL campaigns as a member of the Philadelphia Eagles and appeared in 30 games with 15 starts from 2012-15.

TITANS TIDBITS:

- Kelly's brother, Tim, played football at Eastern Illinois and is currently an offensive quality control coach for the Houston Texans.
- Kelly's favorite football player growing up was former Titans great Jevon Kearse.
- Kelly claims that the biggest influence on his life and career has been his entire family. "We're a Southside [Chicago] Irish family, so we share a really tight bond and they've inspired me to get to where I am today."
- Kelly went back to school during the 2014 offseason to earn his degree in organizational leadership from Purdue.
- Kelly is an avid professional wrestling fan that does not let the opportunity pass him by whenever a live WWE show is in town. He lists the Undertaker as the one person in the world he would like to have dinner with.

CAREER TRANSACTIONS:

- A native of Chicago Heights, Ill., Kelly was originally selected by the Philadelphia Eagles in the fifth round (153rd overall) of the 2012 NFL Draft.
- Traded by the Eagles to the Titans in exchange for wide receiver Dorial Green-Beckham on Aug. 16, 2016.

SEASON RECAPS:

2017 (16/1, 2/0 - Tennessee): Played in all 16 games with one start as an extra tight end. Saw action as a reserve in his first two career postseason contests.

- Against Oakland (9/10), saw limited action as a reserve as an extra tight end.
- At Jacksonville (9/17), played as a reserve as an extra tight end and helped open holes for a rushing attack that amassed 179 yards on 36 carries (5.0 avg.).
- Against Seattle (9/24), saw limited action as a reserve as an extra tight end and on special teams.
- At Houston (10/1), started as an extra tight end as the team opened the game in a jumbo package.
- At Miami (10/8), saw significant action at left tackle after Taylor Lewan left the game in the second quarter with an injury.
- Against Indianapolis (10/16), played as an extra tight end and on special teams in a reserve role.
- At Cleveland (10/22), saw action as a reserve as an extra tight end and on special teams.
- Against Baltimore (11/5), played limited snaps as an extra tight end and on special teams.
- Against Cincinnati (11/12), saw action as a reserve as an extra tight end and helped open holes for Titans' rushers to gain 180 yards on the ground.
- At Pittsburgh (11/16), played limited snaps as an extra tight end and on special teams.
- At Indianapolis (11/26), saw action as a reserve as an extra tight end.
- Against Houston (12/3), played as a reserve as an extra tight end.
- At Arizona (12/10), saw significant action as a reserve at left tackle after Taylor Lewan left the game in the second quarter with an injury.
- At San Francisco (12/17), saw limited action as a reserve on special

teams and as an extra tight end.

- Against Los Angeles Rams (12/24), played as a reserve on special teams and one snap as an extra tight end.
- Against Jacksonville (12/31), saw action as a reserve as an extra tight end and for a series at left tackle when Taylor Lewan left the game briefly with an injury.
- At Kansas City (1/6), played limited snaps as a reserve on special teams in his first career postseason game.
- At New England (1/13), saw significant action at right tackle after Jack Conklin left the game in the first quarter with an injury.

2016 (16/6 - Tennessee): Played in all 16 games with six starts as an extra tight end in his first season with the Titans. Helped open holes for the NFL's third-ranked rushing attack which averaged 136.7 rush yards per game.

- At Houston (10/2), saw limited action as a reserve at right tackle when Jack Conklin left the game briefly with an injury.
- Against Cleveland (10/16), made his first Titans start as an extra tight end.
- Against Indianapolis (10/23), started as an extra tight end and saw 11 snaps in that role.
- Against Jacksonville (10/27), played as a reserve as an extra tackle and helped open holes for Titans' ball carriers to accumulate 214 yards on the ground.
- Against Green Bay (11/13), entered the game at left tackle early in the first quarter after Taylor Lewan was disqualified for contacting an official. Blocked for an offense that amassed 446 total yards and six touchdowns in a 47-25 victory against the Packers.
- At Indianapolis (11/20), started as an extra tight end. Played left tackle in the fourth quarter after Taylor Lewan left the game with an injury.
- At Chicago (11/27), started as an extra tight end and helped block for Titans' ball carriers to gain 149 yards on the ground.
- Against Denver (12/11), saw action as a reserve as an extra tight end and helped open holes for Titans' rushers to amass 180 rushing yards on 42 carries in a 13-10 victory over the Broncos.
- At Kansas City (12/18), played as a reserve as an extra tight end and helped pave the way for Titans' ball carriers to gain 148 yards on the ground.

2015 (14/2 - Philadelphia): Appeared in a career-high 14 games with two starts at right tackle.

2014 (3/3 - Philadelphia): Started three games for the Eagles, two at left guard and one at right guard. Was inactive for 13 contests.

- At Indianapolis (9/15), started at left guard for the first time in his career, filling in for an injured Evan Mathis

2013 (0/0 - Philadelphia): Was inactive for all 16 contests.

2012 (13/10 - Philadelphia): Played in 13 games with 10 starts as a rookie. Made three starts at right guard and seven starts at right tackle. Did not play in three contests.

- Against Atlanta (10/28), made his first-career start at right guard.
- At Washington (11/18), started at right tackle for the first time in his career.

COLLEGE:

- Spent four seasons (2008-11) at Purdue and appeared in 42 career games, including starts in 37 consecutive games.
- Named the team's Bob Griese Offensive Most Valuable Player in both 2010 and 2011.

- Was a team co-captain and offensive MVP as a senior in 2011. Selected an All-Big Ten honorable mention choice by the conference's coaches and media. With Kelly anchoring the left tackle spot, the 2011 Boilermaker line cleared the way for a running game that produced 11 100-yard rushing games in 13 contests, including 393 yards against Southeast Missouri and 265 yards against Western Michigan in the Little Caesars Pizza Bowl.
- Named the team MVP on offense as a junior in 2010. Started in all 12 games and helped anchor an offensive line that blocked for a school-record five consecutive games with 200-plus rushing yards. Earned All-Big Ten honorable mention and Academic All-Big Ten accolades as a junior.
- Started at left tackle in all 12 games as a sophomore in 2009 and garnered Academic All-Big Ten honors.
- Appeared in five games as a reserve during his freshman campaign in 2008.
- Graduated with a degree in organizational leadership and supervision from Purdue.

PERSONAL:

- Married to Jerianna, and the couple gave birth to their first child, Eden Caroline, in July 2015. They own two dogs, Harley and Sanford.
- Attended Marian Catholic (Chicago Heights, Ill.) High School, where he was a three-year starter at tight end. Named All-area and team captain as senior and honorable mention all-area his junior year.
- Also played basketball in high school.
- Follow Kelly on Twitter at @DennisKelly67.
- List of favorites: (movies) "Inception," "Boondock Saints" and "The Dark Knight" trilogy; (TV show) "How I Met Your Mother"; (book) *To Kill A Mockingbird*; (meal) his dad's spaghetti; and (musical artists) Killswitch Engage and Breaking Benjamin.
- Born Dennis Andrew Kelly on Jan. 16, 1990 in Chicago Heights, Ill.

DENNIS KELLY'S NFL STATISTICS

REGULAR SEASON

| Year | Team | GP | GS |
|-------------------|--------------|-----------|-----------|
| 2012 | Philadelphia | 13 | 10 |
| 2013 | Philadelphia | 0 | 0 |
| 2014 | Philadelphia | 3 | 3 |
| 2015 | Philadelphia | 14 | 2 |
| 2016 | Tennessee | 16 | 6 |
| 2017 | Tennessee | 16 | 1 |
| NFL Totals | | 62 | 22 |

PLAYOFFS

| Year | Team | GP | GS |
|-------------------|-----------|----------|----------|
| 2017 | Tennessee | 2 | 0 |
| NFL Totals | | 2 | 0 |

Starts Breakdown:

2012 - RG 3, RT 7; 2014 - LG 2, RG 1; 2015 - RT 2; 2016 - TE 6; 2017 - TE 1

Additional Career Statistics

Fumble Recovery - 2 (2015)

Tackles - 1 (2016)



6 BRETT KERN

PUNTER • 6'2" • 214 LBS • COLLEGE: TOLEDO

ACQUIRED: WAIVERS - 2009 (DEN) • NFL EXPERIENCE (NFL/TITANS): 10/9

HOMETOWN: GRAND ISLAND, N.Y.

GAMES PLAYED/GAMES STARTED: 160/0 (PLAYOFFS: 2/0)



Pro Bowl: 2017

PRO: Brett Kern is a strong-legged punter that has shown a keen ability to down his kicks inside the opponents' 20-yard line. He was rewarded during the 2015 offseason with a new multi-year contract with the Titans. The 10th-year pro enters 2017 as the franchise's all-time leader in gross punting average and net punting average and ranks second in career punts, trailing only Craig Hentrich (861). He is coming off arguably the best three-season run of his career, having placed 41.6 percent of his punts inside the 20 in 2016, which ranked second in his career. In 2015, the 6-foot-2-inch, 214-pounder totaled a 47.4-yard gross average (second in franchise history), a 40.3 net average (third in franchise history), a career-high 34 punts inside the 20 (third in franchise history) and only one touchback (career low). In 2014, he broke his own franchise record for single-season net punting, averaging 40.8 net yards per attempt. He initially set the record in 2012 (40.4), the same year he set the club's single-season gross punting mark (47.6). Kern joined the Titans franchise during the 2009 season when he was claimed off waivers from the Denver Broncos.

CAREER HIGHLIGHTS:

- In 2016, Kern placed 41.6 percent of his punts inside the opponent's 20-yard line (32 of 77), which ranked second in his career (42.2 in 2009). His 38.6-yard net punting average in 2016 ranked ninth in team history.
- In 2015, Kern continued his assault on the team's all-time punting records. He launched a career-high tying 88 punts becoming the second-leading punter in franchise history, placed a career-high 34 punts inside the 20 (third in franchise history) and only one touchback (career low). He also accomplished a first-of-its-kind feat, becoming the first punter in NFL history to record 80 or more punts, a net average of 40 yards, and one or zero touchbacks in a single season. He owns the top five net punting seasons in franchise history and six of the team's top eight net punting seasons.
- In 2014, Kern booted 88 total punts for a gross average of 46.8 yards and a net average of 40.8 yards, which broke his own single-season team record (40.4-yard net average in 2012).
- In 2013, Kern punted 78 times for 3,386 yards (43.4 avg.). He placed a career-best 32 punts inside the 20-yard line with a career-low two kicks as touchbacks.
- Kern arguably had his most productive season in 2012 when he ranked fifth in the AFC with a franchise record and career-best 47.6 gross punt average. He also finished ninth in the AFC with a then-franchise record and career-high 40.4 net punting average.
- In 2009, Kern's combined average of 45.5 yards per punt with the Titans and Broncos ranked eighth in the NFL. He also downed a combined 27 punts inside the opponents' 20-yard line.
- In 2008, Kern ranked fifth in the league with a 46.7-yard punting average and was named to the All-Rookie team by Pro Football Weekly/PFWA and the Sporting News.

TITANS TIDBITS:

- Kern's father, Cal, is a former professional soccer goalie.
- Kern is an avid golfer that sports a +1 handicap. He picked the game up late in his high school years and caddied for three summers at Inverness Golf Club while in college. The course is located in Toledo, Ohio, and has hosted PGA and NCAA Championships. In 2011, Kern competed in The Vinny, a local golf fundraising tournament hosted by singers Vince Gill and Amy Grant, and finished fourth in the event.

CAREER TRANSACTIONS:

- The Grand Island, N.Y., native was originally signed by the Denver Broncos as a rookie free agent on April 28, 2008.
- Claimed by the Titans off waivers from the Broncos on Oct. 27, 2009.

SEASON RECAPS:

2017 (16/0, 2/0 - Tennessee): Named to his first career Pro Bowl and was selected second-team Associated Press All-Pro. Led the NFL with a career-high and franchise-best 49.7 gross average and a career-best and franchise-high 44.6 net average. His gross punting average ranked eighth in NFL history and was the highest of any player since 2012. His net punting average ranked second in NFL history. Registered 42 punts of 50 or more yards in 2017. Posted a career-best 56.8 gross punt average against Seattle (9/24/17). Notched a career-high 50.2 net punt average at Miami (10/8/17). Played in his 150th career game against Indianapolis (10/16/17). Played in his 136th consecutive game with the Titans against San Francisco (12/17/17) and in doing so, passed former linebacker Keith Bulluck (135) and former defensive end Elvin Bethea (135) for fifth place in franchise history for consecutive games played.

- Against Oakland (9/10), punted four times for 188 yards (47.0 avg.) with two kicks placed inside the 20-yard line. Boomed a 53-yard punt that went out of bounds at the Oakland 14-yard line in the first quarter.
- At Jacksonville (9/17), punted three times for 125 yards (41.7 avg.).
- Against Seattle (9/24), punted six times for 341 yards for a career-best 56.8 gross punt average. Boomed three punts of 60 or more yards and placed two kicks inside the 20-yard line. Flipped field position by nailing a 62-yard punt to the Seattle two-yard line in the first quarter.
- At Houston (10/1), punted five times for 246 yards (49.2 avg.) with one kick placed inside the 20-yard line. Flipped field position with a 54-yard punt to the Texans' 14-yard line in the third stanza.
- At Miami (10/8), tied a career-high with 10 punts for a career-best 54.9 yards (54.9 avg.) while setting a single-game career mark with a 50.2 net avg. Placed four punts inside the 20-yard line. Flipped field position with a 60-yard punt to the Dolphins' 10-yard line in the first quarter. Pinned the Dolphins deep in their own territory with a 48-yard punt that was downed at the Miami three-yard line in the opening stanza. Nailed a 58-yard punt that was fair caught at the Dolphins' 13-yard line in the second stanza. Boomed a season-long 71-yard punt from deep in his own end zone in the third quarter.
- Against Indianapolis (10/16), saw action in his 150th career game and punted once for 44 yards with the kick being placed inside the 20-yard line.
- At Cleveland (10/22), punted four times for 208 yards (52.0 avg.) with two kicks placed inside the 20-yard line. Flipped field position with a 55-yard punt to the Browns' 12-yard line in the first quarter. Pinned the Browns deep in their own territory with a 58-yard punt to the Cleveland nine-yard line late in the fourth quarter.
- Against Baltimore (11/5), punted five times for 256 yards (51.2 avg.) with three kicks placed inside the 20-yard line. Pinned the Ravens deep in their own territory with a 56-yard punt that was downed at the Baltimore six-yard line. Placed a 41-yard punt that was fair caught at the Ravens' nine-yard line in the third quarter.
- Against Cincinnati (11/12), punted six times for 339 yards (56.5 avg.) with a season-long kick of 74 yards, the second-longest kick of his career. Flipped field position with a pair of punts (74, 66) in the final stanza.
- At Pittsburgh (11/16), punted three times for 142 yards (47.3 avg.).
- At Indianapolis (11/26), punted three times for 139 yards (46.3 avg.) with one kick placed inside the 20-yard line. Flipped field position with a 58-yard punt with no return early in the fourth quarter.
- Against Houston (12/3), punted four times for 199 yards (49.8 avg.) with two kicks placed inside the 20-yard line.
- At Arizona (12/10), punted six times for 313 yards (52.2 avg.) with two kicks placed inside the 20-yard line. Flipped field position by nailing a 54-yard punt that went out of bounds at the Arizona 12-yard line early in

the second quarter.

- At San Francisco (12/17), punted twice for 111 yards (55.5 avg.) with one kick placed inside the 20-yard line. Played in his 136th consecutive game with the Titans. In doing so, he passed former linebacker Keith Bulluck (135) and former defensive end Elvin Bethea (135) for fifth place in franchise history for consecutive games played. Flipped field position with a 59-yard punt that was downed at the San Francisco 13-yard line in the fourth quarter.
- Against Los Angeles Rams (12/24), punted four times for 145 yards (36.3 avg.) with two kicks placed inside the 20-yard line. Flipped field position with a 62-yard punt to the Rams' five-yard line in the fourth quarter.
- Against Jacksonville (12/31), punted nine times for 383 yards (42.6 avg.) with four kicks placed inside the 20-yard line. Flipped field position with a 70-yard punt to the Jaguars' two-yard line in the third quarter.
- At Kansas City (1/6), punted three times for 131 yards (43.7 avg.) with two kicks placed inside the 20-yard line in his first career postseason game. Flipped field position by booming a 57-yard punt in the first stanza.
- At New England (1/13), punted seven times for 316 yards (45.1 avg.) with two kicks placed inside the 20-yard line.

2016 (16/0 - Tennessee): Punted 77 times for 3,402 yards (44.2 avg.) with 32 kicks placed inside the 20-yard line. Registered 19 punts of 50 or more yards in 2016.

- At Detroit (9/18), punted three times for 142 yards (47.3 avg.) with one kick placed inside the 20-yard line. Pinned the Lions deep in their own territory with a 37-yard punt that was downed by Cody Riggs at the Lions' one-yard line in the second stanza.
- Against Oakland (9/25), punted six times for 311 yards (51.8 avg.) with three kicks placed inside the 20-yard line. Pinned the Raiders deep in their own territory with a 53-yard punt that was fair caught at the Oakland seven-yard line. Boomed a 40-yard punt that was fair caught at the Raiders' nine-yard line in the second quarter. Pinned the Raiders deep in their own territory with a booming 62-yard punt that went out of bounds at the Oakland 10-yard line in the third quarter.
- At Houston (10/2), punted five times for 257 yards (51.4 avg.) with one kick inside the 20-yard line and one touchback. Pinned the Texans deep in their own territory with a 40-yard punt that was downed at the Houston nine-yard line.
- Against Cleveland (10/16), punted five times for 225 yards (45.0 avg.) with three kicks placed inside the 20-yard line. Pinned the Browns deep in their own territory with a 29-yard punt that was fair caught at the Cleveland eight-yard line in the second quarter. Launched a 52-yard punt that was downed at the Browns' 11-yard line in the second stanza. Flipped field position with a 46-yard punt that was fair caught at the Browns' six-yard line in the third quarter.
- Against Indianapolis (10/23), punted four times for 188 yards (47.0 avg.) with three kicks placed inside the 20-yard line. Pinned the Colts deep in their own territory with a 29-yard punt that was downed at the Indianapolis seven-yard line in the second quarter. Boomed a 48-yard punt that was downed at the Colts' seven-yard line in the second quarter. Flipped field position with a 62-yard punt in the third quarter.
- Against Green Bay (11/13), punted four times for 166 yards (41.5 avg.). Forced a Trevor Davis muffed punt that was recovered by LeShaun Sims in the second quarter.
- At Chicago (11/27), punted four times for 177 yards (44.3 avg.) with two kicks placed inside the 20-yard line. Pinned the Bears deep in their own territory with a 44-yard punt that was fair caught at the Chicago 11-yard line.
- Against Denver (12/11), punted a season-high seven times for 308 yards (44.0 avg.) with three kicks placed inside the 20-yard line. Nailed a 43-yard punt that was fair caught at the Denver six-yard line late in the first stanza. Pinned the Broncos deep in their own territory late in the fourth quarter with a 47-yard punt that was downed by Tre McBride at the Denver two-yard line.
- At Kansas City (12/18), punted four times for 142 yards (35.5 avg.) and limited Tyreek Hill to just three return yards on three punt returns.
- Against Houston (1/1), punted five times for 211 yards (42.2 avg.) with a season-high five punts placed inside the 20-yard line. Boomed a 48-yard punt that went out of bounds at the Houston 10-yard line in the second quarter.

2015 (16/0 - Tennessee): Totaled 88 punts (tied for fifth place in franchise history), a 47.4-yard gross average (second in franchise history), a 40.3 net average (third in franchise history), a career-high 34 punts inside the 20 (third in franchise history) and only one touchback (career low).

Accomplished a first-of-its-kind feat, becoming the first punter in NFL history to record 80 or more punts, a net average of 40 yards, and one or zero touchbacks in a single season. Boomed 42 punts of 50 or more yards in 2015. Placed a career-high seven punts inside the 20-yard line against Houston (12/27/15), which also qualified as the most ever recorded for the franchise (statistic tracked since 1976) and the most by any NFL punter in 2015. The seven punts inside the 20 also tied for the third-highest total in any NFL game since 1976. On his third punt of the day against Houston (12/27/15), passed Jim Norton (522) for second place on the franchise's all-time career punting list. Registered four punts at Tampa Bay (9/13/15) and became the third player in franchise history to reach 450 punts in a Titans/Oilers uniform.

- At Tampa Bay (9/13), punted four times for 189 yards (47.3 avg.) with one kick placed inside the 20-yard line. Boomed a 57-yard punt in the second quarter. Pinned the Browns deep in their territory with a 38-yard punt that was downed at the two-yard line in the third quarter.
- At Cleveland (9/20), punted six times for 298 yards (49.7 avg.) with one kick inside the 20-yard line.
- Against Atlanta (10/25), punted seven times for 305 yards (43.6 avg.) with five kicks placed inside the 20-yard line. Pinned Atlanta deep in their own territory with a 36-yard punt that was fair caught at the Falcons' 12-yard line. Boomed a 54-yard punt that was fair caught at the Falcons' 15-yard line. Placed a 39-yard punt that was fair caught at the Atlanta 11-yard line in the second quarter. Pinned the Falcons deep in their own territory with a 38-yard punt that went out of bounds at the Atlanta 12-yard line.
- At Houston (11/1), posted seven punts for 349 yards (49.9 avg.) with three kicks placed inside the 20-yard line and a 45.9 net avg. Six of his seven punts went at least 50 yards or pinned the Texans inside the 20. Pinned the Texans deep in their territory with a 39-yard punt that was fair caught at the Houston 10-yard line in the second quarter. Boomed a 55-yard punt that went out of bounds at the Texans' seven-yard line.
- At New Orleans (11/8), punted five times for 253 yards (50.6 avg.) with two kicks placed inside the 20-yard line. Boomed a 55-yard punt that was downed at the New Orleans eight-yard line in the second quarter.
- At Jacksonville (11/19), appeared in his 100th game with the Titans and punted five times for 226 yards (45.2 avg.) with two kicks placed inside the 20-yard line.
- At New England (12/20), punted five times for 272 yards (54.4 avg.) with one kick placed inside the 20-yard line. Boomed a 61-yard punt that Danny Amendola later fumbled setting up the Titans' first scoring drive. Boomed a 56-yard punt that went out of bounds at the Patriots' six-yard line in the third quarter.
- Against Houston (12/27), punted a season-high nine punts for 427 yards (47.4 avg.) with a career-high seven kicks placed inside the 20-yard line. Boomed a 58-yard punt to the Texans' six-yard line in the first quarter. Pinned the Texans deep in their own territory with a 31-yard punt that went out of bounds at the Houston five-yard line. Blasted a 59-yard punt to the Texans' six-yard line in the fourth quarter. On his third punt of the day, passed Jim Norton (522) for second place on the franchise's all-time career punting list.
- At Indianapolis (1/3), punted six times for 300 yards (50.0 avg.) with two kicks placed inside the 20-yard line. Pinned the Colts deep in their own territory with a 51-yard punt to the Indianapolis nine-yard line in the opening stanza. Boomed a 52-yard punt that was fair caught at the Colts' eight-yard line in the third quarter.

2014 (16/0 - Tennessee): Appeared in all 16 games and set a franchise record with a 40.8 net punt average. Punted career-high 88 times for career-best 4,118 yards (46.8 avg.) with 28 kicks placed inside the opponents' 20-yard line. His 46.8 gross average was the third-highest of his career. Boomed 37 punts of 50 or more yards in 2014. Notched a 48.8-yard net average at Baltimore (11/9/14), the third best of his career and the fourth best in team history. Notched a career-long and franchise-tying long 79-yard punt against Indianapolis (12/28/14).

- At Kansas City (9/7), punted six times for 304 yards with three kicks placed inside the 20-yard line. Boomed a 63-yard punt in the first quarter and nailed a 56-yard punt that forced the returner out of bounds at the Chiefs' two-yard line in the second quarter. His 50.7 gross average was his highest since Dec. 30, 2012 (51.0 against Jacksonville), and his 63-yard punt was his longest since a 63-yarder on Sept. 22, 2013 against the Chargers.
- At Indianapolis (9/28), saw action in his 100th career regular season game and punted six times for 265 yards (44.2 avg.) with two kicks placed inside the 20-yard line. Pinned the Colts deep in their own territory with a 35-yard punt that was fair caught at the Indianapolis nine-yard line in the

third quarter.

- Against Jacksonville (10/12), punted five times for 249 yards (49.8 avg.) with a three kicks placed inside the 20-yard line. Flipped field position by booming a 69-yard punt in the fourth quarter. It was the third-longest punt of his career and his longest since Dec. 2, 2012 against the Houston Texans (70 yards).
- Against Houston (10/26), totaled six punts for a 51.7-yard gross average and a 48.7 net average with two punts placed inside the 20. His net average at the time was the third best of his career and the fourth best in team history (minimum four punts). In the third quarter, he booted a punt that went 62 yards and pinned the Texans on their own two-yard line. His six punts gave him 400 total punts in a Titans uniform. He became the fourth player in franchise history to reach 400 punts, joining Craig Hentrich (861), Jim Norton (519) and Cliff Parsley (429).
- At Baltimore (11/9), punted eight times for 414 yards (51.8 avg.) with a 48.8 net avg. His 48.8-yard net average was the third best of his career and the fourth best in team history. Boomed a 58-yard punt to the Ravens' 18-yard line in the fourth quarter.
- Against N.Y. Giants (12/7), punted six times for 284 yards (47.3 avg.). In the third quarter, recorded the 500th punt of his seven-year NFL career. He also moved past Cliff Parsley (431 career punts) for third place on the team's all-time career punts list.
- Against N.Y. Jets (12/14), punted six times for 295 yards (49.2 avg.) with three kicks placed inside the 20-yard line. Pinned the Jets deep in their own territory with a 49-yard punt that was fair caught at the New York seven-yard line in the second quarter. Placed a 38-yard punt that was fair caught at the Jets' 10-yard line in the second stanza. On his third punt of the game, which marked his 432nd punt as a member of the Titans, he moved past Cliff Parsley (431 career punts) for third place on the team's all-time punting list.
- Against Indianapolis (12/28), punted seven times for 383 yards (54.7 avg.) with a career-long punt of 79 yards. Three of his kicks were placed inside the 20-yard line. His 79-yarder broke his previous career long of 71 yards (at Miami on Nov. 11, 2012) and tied the franchise record. Jim Norton set the record against Kansas City on Nov. 22, 1964, and it never was equaled until Kern's attempt. Kern punted seven times against the Colts for a gross average of 54.7 yards per punt, a net average of 46.1 yards per punt and three punts inside the 20. His gross average was the third-highest of his career.

2013 (16/0 - Tennessee): Appeared in all 16 games and punted 78 times for 3,386 yards (43.4 avg.). Placed a career-best 32 punts inside the 20-yard line with a career-low two kicks as touchbacks. Set a career-high and a franchise record by placing six punts inside the 20-yard line against Houston (12/29/13). Boomed 24 punts of 50 or more yards in 2013.

- Against San Diego (9/22), punted three times for 140 yards (46.7 avg.) with two kicks placed inside the 20-yard line and a long of 63 yards. Flipped field position with a 63-yard punt that was downed at the Chargers' 17-yard line in the first quarter. Was credited with one rush for zero yards after fumbling a snap in the second quarter. Pinned the Chargers deep in their own territory with a 35-yard punt that was downed at the San Diego 11-yard line in the fourth quarter.
- Against N.Y. Jets (9/29), punted seven times for 293 yards (41.9 avg.) and tied a career-best with four kicks inside the 20-yard line. Boomed a 53-yard punt to the Jets' 15-yard line in the second quarter. Nailed a 50-yard punt to the Jets' 12-yard line early in the third quarter. Pinned the Jets deep in their territory with a 34-yard punt that was downed by Tommie Campbell at the New York one-yard line in the third quarter. Boomed a 54-yard punt to the Jets' 24-yard line in the third stanza.
- Against Kansas City (10/6), punted six times for 272 yards (45.3 avg.) with two kicks inside the 20-yard line. Boomed a 56-yard punt to the Chiefs' 12-yard line in the first quarter.
- At Denver (12/8), punted four times for 201 yards (50.3 avg.) with a long punt of 62 yards. Boomed a 62-yard punt to the Broncos' 15-yard line in the second quarter.
- Against Arizona (12/15), punted three times for 145 yards (48.3 avg.) with two kicks placed inside the 20-yard line. Pinned the Cardinals deep in their own territory with a 51-yard punt that was downed at the Arizona three-yard line in the second quarter.
- Against Houston (12/29), punted six times for 253 yards (42.2 avg.) and set a franchise record with all six kicks being placed inside the 20-yard line. Pinned the Texans at their own five-yard line with a 38-yard punt late in the third quarter. Boomed a 53-yard punt that was fair caught at the Houston 10-yard line. Nailed a 56-yard punt that went out of bounds at the Texans' nine-yard line.

2012 (16/0 - Tennessee): Appeared in all 16 games and ranked fifth in the AFC with a franchise record 47.6 gross punt average. Ranked ninth in the AFC with a franchise record 40.4 net punting average. Posted career-highs with 10 punts and 391 punt yards against N.Y. Jets (12/17/12). Ranked third in franchise history with a career-best 49.0 net punting average at Jacksonville (11/25/12). Boomed a career-long 71-yard punt at Miami (11/11/12). Boomed 34 punts of 50 or more yards in 2012.

- Against New England (9/9), punted four times for 209 yards (52.3 avg.) and placed two punts inside the 20-yard line. Flipped field position by booming a 56-yard punt in the opening quarter. Nailed a 54-yard punt to the Patriots' eight-yard line late in the second quarter. Lined up in the back of the end zone and booted a 55-yard punt in the third quarter.
- At San Diego (9/16), punted seven times for a then career-best 361 yards (51.6 avg.). Notched the third-best net punt average in franchise history with a then career-high 48.6 net punt average. Boomed a 63-yard punt to the Chargers' 25-yard line in the second quarter. Nailed a 54-yard punt that was marked out of bounds at the Chargers' 16-yard line in the third quarter.
- At Houston (9/30), punted seven times for 326 yards (46.6 avg.) and placed two kicks inside the 20-yard line. Boomed a 50-yard punt to the Texans' 14-yard line in the first quarter. Pinned the Texans deep in their own territory with a 52-yard punt to the Houston 12-yard line in the second stanza. Placed a 33-yard punt that was downed at the Houston seven-yard line. Blasted a 60-yard punt to the Texans' 14-yard line late in the third quarter.
- Against Pittsburgh (10/11), punted five times for 261 yards (52.2 avg.) with two kicks placed inside the 20-yard line. Boomed a 61-yard punt to the Steelers' 15-yard line in the second quarter. Flipped field position by nailing a 58-yard punt late in the second quarter.
- At Miami (11/11), punted four times for 208 yards (52.0 avg.) with a net avg. of 48.0 yards. Placed three kicks inside the 20-yard line. Boomed a career-long 71-yard punt that rolled out of bounds at the Dolphins' 15-yard line in the first quarter. Nailed a 50-yard punt to the Dolphins' 14-yard line in the second quarter. Placed a 36-yard punt that was downed at the Miami eight-yard line in the fourth quarter.
- At Jacksonville (11/25), punted four times for 201 yards (50.3 avg.) and posted a career-best 49.0 net punting average. The net punting average ranked third in Titans' franchise history.
- Against Houston (12/2), punted six times for 303 yards (50.5 avg.) with two kicks inside the 20-yard line. Boomed a 70-yard punt to flip field position in the first quarter. Pinned the Texans deep in their own territory with a 40-yard punt that was downed at the Houston one-yard line in the second quarter. Registered a special teams tackle on coverage units.
- At Indianapolis (12/9), punted three times for 165 yards (55.0 avg.) with one kick placed inside the 20-yard line. Boomed a 53-yard punt to the Colts' 16-yard line in the second quarter. Nailed a 57-yard punt to the Colts' 13-yard line late in the fourth quarter.
- Against N.Y. Jets (12/17), punted a career-best 10 times for a career-high 391 yards with four kicks placed inside the 20-yard line. Pinned the Jets deep in their territory with a 44-yard punt that was fair-caught at the New York seven-yard line in the second quarter. Flipped field position with a 43-yard punt that fair-caught at the Jets' eight-yard line in the fourth quarter.

2011 (16/0 - Tennessee): Appeared in all 16 games and set a new franchise record with his 39.4-yard net average, topping Craig Hentrich's previous franchise high of 39.2 yards, set in 1998. Registered a career-high 86 punts for 3,747 yards (43.6 avg.). Set a career-high with 31 punts placed inside the 20-yard line in 2011. Ranked seventh in the AFC with a 39.4-yard net punt avg. Boomed 22 punts of 50 or more yards in 2011.

- Against Baltimore (9/18), punted three times for 119 yards with two punts placed inside the 20-yard line. Nailed a 55-yard punt in the first quarter. Pinned the Ravens deep in their own territory with a 33-yard punt that was downed by Gerald McRath at the Baltimore four-yard line in the opening stanza.
- Against Denver (9/25), punted four times for 176 yards (44.0 avg.). Boomed a 62-yard punt in the first quarter. Nailed a 51-yard punt later in the opening stanza. Kept a Titans' scoring drive alive by scooping up an errant snap and racing 21 yards down the right sideline in the second quarter.
- Against Houston (10/23), punted seven times for 319 yards (45.6 avg.) with two kicks inside the 20-yard line. Tallied a 44-yard punt that was downed at the Texans' eight-yard line in the first quarter. Boomed a 54-yard punt in the second quarter that went out of bounds at the Texans' six-yard line. Launched a 53-yard punt early in the third quarter.
- Against Indianapolis (10/30), tied a career-high with eight punts for 330

yards (41.3 avg.). Placed a 30-yard punt that was fair caught at the Colts' 13-yard line late in the first stanza. Boomed a 55-yard punt in the third quarter and a 54-yard punt in the final stanza.

- At Indianapolis (12/18), punted seven times for 329 yards (47.0 avg.) with a 45.0-yard net avg. Boomed a 55-yard punt to the Colts' 14-yard line in the first quarter. Nailed a 58-yard punt early in the second stanza.
- Against Jacksonville (12/24), punted four times for 172 yards (43.0 avg.) with three kicks placed inside the 20-yard line. Nailed a 47-yard punt that was downed at the Jaguars' three-yard line in the first quarter. Placed a 30-yard punt that was downed at the Jaguars' eight-yard line in the second stanza. Boomed a 51-yard punt that was fair caught at the Jaguars' 16-yard line in the third quarter.
- At Houston (1/1), punted six times for 286 yards (47.7 avg.) and tied a season-best with four kicks placed inside the 20-yard line and a 45.8 net avg. Placed a 35-yard punt that was downed at the Texans' 10-yard line in the first quarter. Nailed a 47-yard punt that was downed at the Texans' three-yard line in the second stanza. Boomed a 58-yard punt in the third quarter. Booted a 52-yard punt that went out of bounds at the Texans' five-yard line in the fourth quarter.

2010 (16/0 – Tennessee): Appeared in all 16 games and finished fifth in the AFC with a 39.1-yard net avg. Registered career-highs with 77 punts, 3,302 yards and 39.1 net avg. Tied a career high with four punts inside the 20-yard line at San Diego (10/31/10). Set new career-high with 352 punt yards at Kansas City (12/26/10). Boomed a career-best 68-yard punt against Philadelphia (10/24/10).

- Against Oakland (9/12), punted four times for 200 yards (50.0 avg.) with two kicks placed inside the 20-yard line. Booted a 37-yard punt that was downed at the Raiders' nine-yard line in the second quarter. Boomed a 59-yard punt in the fourth quarter.
- At N.Y. Giants (9/26), punted five times for 214 yards (42.8 avg.). Placed a 37-yard punt that was downed by Michael Griffin at the Giants' one-yard line, which led to a Titans' safety in the third quarter. Boomed a 55-yard punt in the third quarter.
- At Jacksonville (10/18), punted twice for 98 yards (49.0 avg.) with one kick placed inside the Jaguars' 20-yard line. Boomed a 51-yard punt to the Jaguars' seven-yard line and Mike Thomas registered a one-yard loss on the return in the first quarter.
- At San Diego (10/31), punted six times for 279 yards (46.5 avg.) and tied a career high by placing four punts inside the Chargers' 20-yard line. Placed a 35-yard punt that was downed at the San Diego nine-yard line. Boomed a 63-yard punt late in the third quarter. Nailed a 48-yard punt that was downed at the Chargers' three-yard line.
- At Houston (11/28), punted seven times for 328 yards (46.9 avg.) with two kicks placed inside the 20-yard line. Boomed a 56-yard punt to the Houston nine-yard line in the first quarter. Nailed a 50-yard punt later in the opening stanza. Booted a 56-yard punt to the Houston 15-yard line in the third quarter.

2009 (6/0 - Denver; 10/0 - Tennessee): In 10 games with Titans, punted 37 times for 1,665 yards with 18 punts placed inside the 20-yard line and ranked fourth in the AFC with a 45.5 gross avg. Appeared in the first six games with the Denver Broncos and punted 27 times for 1,245 yards (46.1 avg.) while placing nine punts inside the 20-yard line.

- Against Dallas (10/4), boomed six punts for 305 yards (50.8 avg.) with two kicks downed inside the 20-yard line. Nailed four punts for a 55.3 average from Denver territory.
- Against Jacksonville (11/1), made his Titans debut and punted four times for 193 yards (48.3 avg.) with three punts placed inside the 20-yard line in the Titans' 30-13 victory. Boomed a 55-yard punt that sailed out of bounds at the Jaguars' seven-yard line in the second quarter. Nailed a 51-yard punt that was downed at the Jaguars' seven-yard line during the final stanza. Perfectly placed a 37-yard punt that was downed at the Jaguars' three-yard line late in the fourth quarter.
- Against Arizona (11/29), punted four times for 184 yards (46.0 avg.) with two kicks placed inside the 20-yard line in the Titans' 20-17 come-from-behind victory. Placed a 38-yard punt that was downed at the Cardinals' 10-yard line in the fourth quarter.
- At Seattle (1/3), punted four times for 214 yards (53.5 avg.), including a career-best 46.5 net avg. and a career-long 67-yard punt in the Titans' season-ending 17-13 victory. Nailed a 56-yard punt to the Seahawks' 19-yard line in the second quarter. Booted a career-best 67-yard punt in the second stanza.

2008 (16/0 - Denver): Appeared in all 16 games and ranked fifth in the league with a 46.7-yard gross punting average that marked the third-best season total by a Bronco in club history (min. 45 punts). Received all-rookie honors from Pro Football Weekly/PFWA and The Sporting News. Punted 46 times for 2,150 yards (46.7 gross / 37.8 net) with 13 punts placed inside the 20-yard line. Tied for the third-fewest touchbacks in the NFL with four, marking the fewest in a season by a Bronco with at least 45 punts since 1997 (Tom Rouen, 4).

- Against San Diego (9/14), punted three times for 161 yards (53.7 avg.)
- Against Tampa Bay (10/5), posted five punts for 248 yards (49.6 avg.) with two kicks placed inside the 20-yard line.
- At N.Y. Jets (11/30), nailed five punts for 214 yards (42.8 avg.) with four kicks inside the 20-yard line.

COLLEGE:

- Played 47 career games at the University of Toledo, punting 189 times for 7,994 yards (42.3 avg.) with 59 punts placed inside the 20-yard line.
- Ranked second in the nation in gross punting average (46.1 yds., 52 punts for 2,399 yards) and was a finalist for the Ray Guy Award (nation's best punter) as a senior.
- Earned third team All-America honors as a senior as the only player from the Mid-American Conference to receive Associated Press All-America honors.
- Named Mid-American Conference's Special Teams Player of the Year as a senior.
- Earned a bachelor's degree in geography from Toledo and posted a 3.38 grade point average while earning CoSIDA second-team academic all-district recognition as a senior.

PERSONAL:

- Married to Tiffany Kern and the couple has a son, Bryce Jeremiah and two daughters, Anelle Naomi and Quinn Eliana.
- Was a two-time first-team all-state selection at Grand Island High School in Grand Island, N.Y., and averaged 39 yards per punt as a senior and 42.5 yards per punt as a junior.
- Also played basketball and was a long jumper and high hurdler on the track team in high school.
- Follow Kern on Twitter and on Instagram: @brettkern6.
- List of favorites: (movie) "Shooter"; (TV show) "Gold Rush"; (music artist) LeCrae, Thousand Foot Krutch, KB, tobyMac; (school subject) geography; (car) 1969 Dodge Charger; (video game) "FIFA," "Tiger Woods PGA Golf"; (food) spaghetti; and (book) the Bible.
- Born Brett Alan Kern on Feb. 17, 1986, in Grand Island, N.Y.

BRETT KERN'S GAME-BY-GAME

2008 Denver Broncos

| Date | Opp | W/L | No | Yds | Avg | Net | TB | In 20 | Lg | Blk |
|---------------|-------|------------|-----------|--------------|-------------|-------------|----------|-----------|-----------|----------|
| Sept 8 | @ Oak | W | 2 | 80 | 40.0 | 38.5 | 0 | 1 | 42 | 0 |
| Sept 14 | SD | W | 3 | 161 | 53.7 | 42.0 | 1 | 1 | 64 | 0 |
| Sept 21 | NO | W | 2 | 105 | 52.5 | 37.5 | 0 | 0 | 56 | 0 |
| Sept 28 | @ KC | L | 2 | 77 | 38.5 | 38.0 | 0 | 0 | 51 | 0 |
| Oct 5 | TB | W | 5 | 248 | 49.6 | 45.8 | 0 | 2 | 63 | 0 |
| Oct 12 | Jax | L | 4 | 192 | 48.0 | 39.5 | 1 | 0 | 52 | 0 |
| Oct 20 | @ NE | L | 5 | 243 | 48.6 | 32.0 | 1 | 1 | 62 | 0 |
| Nov 2 | Mia | L | 4 | 185 | 46.3 | 45.0 | 0 | 3 | 61 | 0 |
| Nov 6 | @ Cle | W | 1 | 29 | 29.0 | 24.0 | 0 | 0 | 29 | 0 |
| Nov 16 | @ Atl | W | 3 | 127 | 42.3 | 39.3 | 0 | 1 | 52 | 0 |
| Nov 23 | Oak | L | 2 | 112 | 56.0 | 11.5 | 0 | 0 | 60 | 0 |
| Nov 30 | @ NYJ | W | 5 | 214 | 42.8 | 41.4 | 0 | 4 | 52 | 0 |
| Dec 7 | KC | W | 1 | 52 | 52.0 | 20.0 | 0 | 0 | 52 | 0 |
| Dec 14 | @ Car | L | 5 | 241 | 48.2 | 39.8 | 1 | 0 | 57 | 0 |
| Dec 21 | Buf | L | 0 | 0 | 0.0 | 0.0 | 0 | 0 | 0 | 0 |
| Dec 28 | @ SD | L | 2 | 84 | 42.0 | 34.0 | 0 | 0 | 46 | 0 |
| Totals | | 8-8 | 46 | 2,150 | 46.7 | 37.8 | 4 | 13 | 64 | 0 |

2009 Denver Broncos/Tennessee Titans

| Date | Opp | W/L | No | Yds | Avg | Net | TB | In 20 | Lg | Blk |
|---------------|-------|-------------|-----------|--------------|-------------|-------------|-----------|-----------|-----------|----------|
| Sept 13 | @ Cin | W | 8 | 340 | 42.5 | 36.4 | 0 | 3 | 56 | 0 |
| Sept 20 | Cle | W | 2 | 109 | 54.5 | 42.5 | 0 | 1 | 57 | 0 |
| Sept 27 | @ Oak | W | 2 | 81 | 40.5 | 27.0 | 1 | 0 | 48 | 0 |
| Oct 4 | Dal | W | 6 | 305 | 50.8 | 41.7 | 2 | 2 | 62 | 0 |
| Oct 11 | NE | W | 5 | 231 | 46.2 | 37.8 | 1 | 2 | 64 | 0 |
| Oct 19 | @ SD | W | 4 | 179 | 44.8 | 15.5 | 2 | 1 | 50 | 0 |
| Nov 1 | Jax | W | 4 | 193 | 48.3 | 43.3 | 1 | 3 | 55 | 0 |
| Nov 8 | @ SF | W | 5 | 217 | 43.4 | 44.0 | 0 | 2 | 57 | 0 |
| Nov 15 | Buf | W | 3 | 119 | 39.7 | 31.3 | 0 | 2 | 58 | 0 |
| Nov 23 | @ Hou | W | 4 | 176 | 44.0 | 41.5 | 0 | 2 | 51 | 0 |
| Nov 29 | Ari | W | 4 | 184 | 46.0 | 41.3 | 1 | 2 | 56 | 0 |
| Dec 6 | @ Ind | L | 2 | 78 | 39.0 | 39.0 | 0 | 1 | 46 | 0 |
| Dec 13 | StL | W | 3 | 115 | 38.3 | 36.3 | 0 | 1 | 54 | 0 |
| Dec 20 | Mia | W | 5 | 244 | 48.8 | 44.0 | 1 | 2 | 59 | 0 |
| Dec 25 | SD | L | 3 | 125 | 41.7 | 39.7 | 0 | 2 | 46 | 0 |
| Jan 3 | @ Sea | W | 4 | 214 | 53.5 | 46.5 | 1 | 1 | 67 | 0 |
| Totals | | 14-2 | 64 | 2,910 | 45.5 | 38.5 | 10 | 27 | 67 | 0 |

* First six games with Denver; final 10 games with Tennessee

2010 Tennessee Titans

| Date | Opp | W/L | No | Yds | Avg | Net | TB | In 20 | Lg | Blk |
|---------------|-------|-------------|-----------|--------------|-------------|-------------|----------|-----------|-----------|----------|
| Sept 12 | Oak | W | 4 | 200 | 50.0 | 44.5 | 0 | 2 | 60 | 0 |
| Sept 19 | Pit | L | 5 | 244 | 48.8 | 42.2 | 0 | 1 | 57 | 0 |
| Sept 26 | @ NYG | W | 5 | 214 | 42.8 | 36.6 | 1 | 1 | 55 | 0 |
| Oct 3 | Den | L | 6 | 245 | 40.8 | 31.5 | 1 | 0 | 60 | 0 |
| Oct 10 | @ Dal | W | 5 | 174 | 34.8 | 34.6 | 0 | 2 | 45 | 0 |
| Oct 18 | @ Jax | W | 2 | 98 | 49.0 | 50.0 | 0 | 1 | 51 | 0 |
| Oct 24 | Phi | W | 4 | 192 | 48.0 | 44.0 | 0 | 0 | 68 | 0 |
| Oct 31 | @ SD | L | 6 | 279 | 46.5 | 44.2 | 0 | 4 | 63 | 0 |
| Nov 14 | @ Mia | L | 5 | 209 | 41.8 | 37.8 | 1 | 2 | 52 | 0 |
| Nov 21 | Was | L | 5 | 169 | 33.8 | 31.4 | 0 | 2 | 51 | 0 |
| Nov 28 | @ Hou | L | 7 | 328 | 46.9 | 43.6 | 0 | 2 | 56 | 0 |
| Dec 5 | Jax | L | 2 | 72 | 36.0 | 36.0 | 0 | 0 | 40 | 0 |
| Dec 9 | Ind | L | 4 | 165 | 41.3 | 41.3 | 0 | 0 | 46 | 0 |
| Dec 19 | Hou | W | 4 | 150 | 37.5 | 34.5 | 0 | 2 | 46 | 0 |
| Dec 26 | @ KC | L | 8 | 352 | 44.0 | 37.0 | 1 | 3 | 58 | 0 |
| Jan 2 | @ Ind | L | 5 | 211 | 42.2 | 42.2 | 0 | 2 | 48 | 0 |
| Totals | | 6-10 | 77 | 3,302 | 42.9 | 39.1 | 4 | 24 | 68 | 0 |

2011 Tennessee Titans

| Date | Opp | W/L | No | Yds | Avg | Net | TB | In 20 | Lg | Blk |
|---------------|-------|------------|-----------|--------------|-------------|-------------|----------|-----------|-----------|----------|
| Sept 11 | @ Jax | L | 7 | 291 | 41.6 | 34.3 | 1 | 2 | 48 | 0 |
| Sept 18 | Bal | W | 3 | 119 | 39.7 | 38.3 | 0 | 2 | 55 | 0 |
| Sept 25 | Den | W | 4 | 176 | 44.0 | 32.3 | 0 | 0 | 62 | 0 |
| Oct 2 | @ Cle | W | 6 | 237 | 39.5 | 36.5 | 0 | 2 | 64 | 0 |
| Oct 9 | @ Pit | L | 4 | 169 | 42.3 | 42.3 | 0 | 1 | 44 | 0 |
| Oct 23 | Hou | L | 7 | 319 | 45.6 | 42.7 | 1 | 2 | 54 | 0 |
| Oct 30 | Ind | W | 8 | 330 | 41.3 | 34.1 | 2 | 2 | 55 | 0 |
| Nov 6 | Cin | L | 7 | 320 | 45.7 | 41.6 | 1 | 1 | 54 | 0 |
| Nov 13 | @ Car | W | 5 | 221 | 44.2 | 38.2 | 1 | 1 | 48 | 0 |
| Nov 20 | @ Atl | L | 5 | 225 | 45.0 | 39.6 | 0 | 0 | 57 | 0 |
| Nov 27 | TB | W | 3 | 88 | 29.3 | 29.3 | 0 | 3 | 41 | 0 |
| Dec 4 | @ Buf | W | 5 | 239 | 47.8 | 45.8 | 0 | 4 | 57 | 0 |
| Dec 11 | NO | L | 5 | 226 | 45.2 | 37.6 | 1 | 1 | 52 | 0 |
| Dec 18 | @ Ind | L | 7 | 329 | 47.0 | 45.0 | 0 | 3 | 58 | 0 |
| Dec 24 | Jax | W | 4 | 172 | 43.0 | 41.8 | 0 | 3 | 51 | 0 |
| Jan 1 | @ Hou | W | 6 | 286 | 47.7 | 45.8 | 0 | 4 | 58 | 0 |
| Totals | | 9-7 | 86 | 3,747 | 43.6 | 39.4 | 7 | 31 | 64 | 0 |

2012 Tennessee Titans

| Date | Opp | W/L | No | Yds | Avg | Net | TB | In 20 | Lg | Blk |
|---------------|-------|-------------|-----------|--------------|-------------|-------------|----------|-----------|-----------|----------|
| Sept 9 | NE | L | 4 | 209 | 52.3 | 45.5 | 0 | 2 | 56 | 0 |
| Sept 16 | @ SD | L | 7 | 361 | 51.6 | 48.6 | 1 | 3 | 63 | 0 |
| Sept 23 | Det | W | 1 | 41 | 41.0 | 41.0 | 0 | 0 | 41 | 0 |
| Sept 30 | @ Hou | L | 7 | 326 | 46.6 | 41.7 | 0 | 2 | 60 | 0 |
| Oct 7 | @ Min | L | 6 | 256 | 42.7 | 42.8 | 0 | 3 | 53 | 0 |
| Oct 11 | Pit | W | 5 | 261 | 52.2 | 44.8 | 1 | 2 | 61 | 0 |
| Oct 21 | @ Buf | W | 3 | 124 | 41.3 | 34.7 | 1 | 2 | 57 | 0 |
| Oct 28 | Ind | L | 3 | 130 | 43.3 | 39.0 | 0 | 1 | 61 | 0 |
| Nov 4 | Chi | L | 6 | 299 | 49.8 | 30.0 | 1 | 1 | 59 | 1 |
| Nov 11 | @ Mia | W | 4 | 208 | 52.0 | 48.0 | 0 | 3 | 71 | 0 |
| Nov 25 | @ Jax | L | 4 | 201 | 50.3 | 49.0 | 0 | 1 | 57 | 0 |
| Dec 2 | Hou | L | 6 | 303 | 50.5 | 39.3 | 0 | 2 | 70 | 0 |
| Dec 9 | @ Ind | L | 3 | 165 | 55.0 | 47.0 | 0 | 1 | 57 | 0 |
| Dec 17 | NYJ | W | 10 | 391 | 39.1 | 36.4 | 1 | 4 | 55 | 0 |
| Dec 23 | @ GB | L | 8 | 376 | 47.0 | 34.4 | 0 | 2 | 54 | 0 |
| Dec 30 | Jax | W | 4 | 204 | 51.0 | 35.8 | 0 | 1 | 55 | 1 |
| Totals | | 6-10 | 81 | 3,855 | 47.6 | 40.4 | 5 | 30 | 71 | 2 |

2013 Tennessee Titans

| Date | Opp | W/L | No | Yds | Avg | Net | TB | In 20 | Lg | Blk |
|---------------|-------|------------|-----------|--------------|-------------|-------------|----------|-----------|-----------|----------|
| Sept 8 | @ Pit | W | 5 | 208 | 41.6 | 41.4 | 0 | 4 | 55 | 0 |
| Sept 15 | @ Hou | L | 8 | 382 | 47.8 | 46.6 | 0 | 1 | 54 | 0 |
| Sept 22 | SD | W | 3 | 140 | 46.7 | 44.3 | 0 | 2 | 63 | 0 |
| Sept 29 | NYJ | W | 7 | 293 | 41.9 | 40.9 | 0 | 4 | 54 | 0 |
| Oct 6 | KC | L | 6 | 272 | 45.3 | 38.8 | 0 | 2 | 56 | 0 |
| Oct 13 | @ Sea | L | 4 | 140 | 35.0 | 31.3 | 0 | 1 | 46 | 0 |
| Oct 20 | SF | L | 6 | 263 | 43.8 | 43.8 | 0 | 3 | 55 | 0 |
| Nov 3 | @ StL | W | 5 | 228 | 45.6 | 35.0 | 1 | 1 | 55 | 0 |
| Nov 10 | Jax | L | 5 | 219 | 43.8 | 42.6 | 0 | 1 | 53 | 0 |
| Nov 14 | Ind | L | 3 | 117 | 39.0 | 34.0 | 0 | 0 | 48 | 0 |
| Nov 24 | @ Oak | W | 4 | 163 | 40.8 | 29.0 | 0 | 1 | 49 | 1 |
| Dec 1 | @ Ind | L | 6 | 222 | 37.0 | 32.2 | 0 | 4 | 35 | 0 |
| Dec 8 | @ Den | L | 4 | 201 | 50.3 | 43.5 | 0 | 0 | 62 | 0 |
| Dec 15 | Ari | L | 3 | 145 | 48.3 | 48.3 | 0 | 2 | 51 | 0 |
| Dec 22 | @ Jax | W | 3 | 140 | 46.7 | 38.7 | 1 | 0 | 50 | 0 |
| Dec 29 | Hou | W | 6 | 253 | 42.2 | 42.2 | 0 | 6 | 56 | 0 |
| Totals | | 7-9 | 78 | 3,386 | 43.4 | 39.7 | 2 | 32 | 63 | 1 |

2014 Tennessee Titans

| Date | Opp | W/L | No | Yds | Avg | Net | TB | In 20 | Lg | Blk |
|---------------|-------|-------------|-----------|--------------|-------------|-------------|----------|-----------|-----------|----------|
| Sept 7 | @ KC | W | 6 | 304 | 50.7 | 42.8 | 0 | 3 | 63 | 0 |
| Sept 14 | Dal | L | 5 | 225 | 45.0 | 38.0 | 1 | 1 | 54 | 0 |
| Sept 21 | @ Cin | L | 4 | 141 | 35.3 | 25.3 | 2 | 0 | 45 | 0 |
| Sept 28 | @ Ind | L | 6 | 265 | 44.2 | 41.8 | 0 | 2 | 55 | 0 |
| Oct 5 | Cle | L | 4 | 188 | 47.0 | 34.8 | 0 | 1 | 54 | 1 |
| Oct 12 | Jax | W | 5 | 249 | 49.8 | 39.8 | 2 | 3 | 69 | 0 |
| Oct 19 | @ Was | L | 5 | 196 | 39.2 | 39.0 | 0 | 2 | 44 | 0 |
| Oct 26 | Hou | L | 6 | 310 | 51.7 | 48.7 | 0 | 2 | 62 | 0 |
| Nov 9 | @ Bal | L | 8 | 414 | 51.8 | 48.8 | 0 | 0 | 58 | 0 |
| Nov 17 | Pit | L | 4 | 141 | 35.3 | 31.8 | 0 | 2 | 51 | 0 |
| Nov 23 | @ Phi | L | 6 | 294 | 49.0 | 40.7 | 0 | 2 | 57 | 0 |
| Nov 30 | @ Hou | L | 5 | 226 | 45.2 | 41.2 | 0 | 2 | 58 | 0 |
| Dec 7 | NYG | L | 6 | 284 | 47.3 | 39.2 | 0 | 1 | 55 | 0 |
| Dec 14 | NYJ | L | 6 | 295 | 49.2 | 45.3 | 0 | 3 | 56 | 0 |
| Dec 18 | @ Jax | L | 5 | 203 | 40.6 | 34.4 | 1 | 1 | 51 | 0 |
| Dec 28 | Ind | L | 7 | 383 | 54.7 | 46.1 | 1 | 3 | 79 | 0 |
| Totals | | 2-14 | 88 | 4,118 | 46.8 | 40.8 | 7 | 28 | 79 | 1 |

2015 Tennessee Titans

| Date | Opp | W/L | No | Yds | Avg | Net | TB | In 20 | Lg | Blk |
|---------|-------|------|----|-------|------|------|----|-------|----|-----|
| Sept 13 | @ TB | W | 4 | 189 | 47.3 | 43.0 | 0 | 1 | 57 | 0 |
| Sept 20 | @ Cle | L | 6 | 298 | 49.7 | 24.0 | 0 | 1 | 55 | 0 |
| Sept 27 | Ind | L | 5 | 212 | 42.4 | 42.4 | 0 | 2 | 49 | 0 |
| Oct 11 | Buf | L | 6 | 251 | 41.8 | 31.8 | 1 | 3 | 58 | 0 |
| Oct 18 | Mia | L | 3 | 125 | 41.7 | 39.7 | 0 | 2 | 61 | 0 |
| Oct 25 | Atl | L | 7 | 305 | 43.6 | 41.9 | 0 | 5 | 54 | 0 |
| Nov 1 | @ Hou | L | 7 | 349 | 49.9 | 45.9 | 0 | 3 | 60 | 0 |
| Nov 8 | @ NO | W | 5 | 253 | 50.6 | 46.4 | 0 | 2 | 56 | 0 |
| Nov 15 | Car | L | 5 | 259 | 51.8 | 39.6 | 0 | 0 | 56 | 0 |
| Nov 19 | @ Jax | L | 5 | 226 | 45.2 | 30.0 | 0 | 2 | 56 | 0 |
| Nov 29 | Oak | L | 6 | 287 | 47.8 | 39.7 | 0 | 1 | 60 | 0 |
| Dec 6 | Jax | W | 3 | 133 | 44.3 | 38.3 | 0 | 1 | 51 | 0 |
| Dec 13 | @ NYJ | L | 6 | 289 | 48.2 | 42.8 | 0 | 1 | 55 | 0 |
| Dec 20 | @ NE | L | 5 | 272 | 54.4 | 47.2 | 0 | 1 | 61 | 0 |
| Dec 27 | Hou | L | 9 | 427 | 47.4 | 43.3 | 0 | 7 | 60 | 0 |
| Jan 3 | @ Ind | L | 6 | 300 | 50.0 | 47.0 | 0 | 2 | 52 | 0 |
| Totals | | 3-13 | 88 | 4,175 | 47.4 | 40.3 | 1 | 34 | 61 | 0 |

BRETT KERN'S GAME-BY-GAME CONT.

2016 Tennessee Titans

| Date | Opp | W/L | No | Yds | Avg | Net | TB | In 20 | Lg | Blk |
|---------|-------|-----|----|-------|------|------|----|-------|----|-----|
| Sept 11 | Min | L | 5 | 231 | 46.2 | 38.4 | 1 | 1 | 64 | 0 |
| Sept 18 | @ Det | W | 3 | 142 | 47.3 | 39.7 | 0 | 1 | 54 | 0 |
| Sept 25 | Oak | L | 6 | 311 | 51.8 | 45.5 | 0 | 3 | 62 | 0 |
| Oct 2 | @ Hou | L | 5 | 257 | 51.4 | 30.6 | 1 | 1 | 71 | 0 |
| Oct 9 | @ Mia | W | 5 | 175 | 35.0 | 17.8 | 0 | 3 | 51 | 0 |
| Oct 16 | Cle | W | 5 | 225 | 45.0 | 43.8 | 0 | 3 | 52 | 0 |
| Oct 23 | Ind | L | 4 | 188 | 47.0 | 42.5 | 0 | 3 | 62 | 0 |
| Oct 27 | Jax | W | 4 | 155 | 38.8 | 38.8 | 0 | 2 | 44 | 0 |
| Nov 6 | @ SD | L | 4 | 182 | 45.5 | 44.8 | 0 | 1 | 55 | 0 |
| Nov 13 | GB | W | 4 | 166 | 41.5 | 38.0 | 0 | 0 | 46 | 0 |
| Nov 20 | @ Ind | L | 5 | 219 | 43.8 | 37.4 | 1 | 1 | 57 | 0 |
| Nov 27 | @ Chi | W | 4 | 177 | 44.3 | 43.3 | 0 | 2 | 47 | 0 |
| Dec 11 | Den | W | 7 | 308 | 44.0 | 38.1 | 1 | 3 | 61 | 0 |
| Dec 18 | @ KC | W | 4 | 142 | 35.5 | 34.8 | 0 | 0 | 38 | 0 |
| Dec 24 | @ Jax | L | 7 | 313 | 44.7 | 43.3 | 0 | 3 | 54 | 0 |
| Jan 1 | Hou | W | 5 | 211 | 42.2 | 41.0 | 0 | 5 | 48 | 0 |
| Totals | | 9-7 | 77 | 3,402 | 44.2 | 38.6 | 4 | 32 | 71 | 0 |

2017 Tennessee Titans

| Date | Opp | W/L | No | Yds | Avg | Net | TB | In 20 | Lg | Blk |
|----------|-------|-----|----|-------|------|------|----|-------|----|-----|
| Sept 10 | Oak | L | 4 | 188 | 47.0 | 40.8 | 1 | 2 | 53 | 0 |
| Sept 17 | @ Jax | W | 3 | 125 | 41.7 | 40.3 | 0 | 0 | 42 | 0 |
| Sept 24 | Sea | W | 6 | 341 | 56.8 | 48.2 | 1 | 2 | 66 | 0 |
| Oct 1 | @ Hou | L | 5 | 246 | 49.2 | 48.4 | 0 | 1 | 54 | 0 |
| Oct 8 | @ Mia | L | 10 | 549 | 54.9 | 50.2 | 0 | 4 | 71 | 0 |
| Oct 16 | Ind | W | 1 | 44 | 44.0 | 44.0 | 0 | 1 | 44 | 0 |
| Oct 22 | @ Cle | W | 4 | 208 | 52.0 | 43.8 | 1 | 2 | 58 | 0 |
| Nov 5 | Bal | W | 5 | 256 | 51.2 | 46.8 | 0 | 3 | 56 | 0 |
| Nov 12 | Cin | W | 6 | 339 | 56.5 | 42.2 | 2 | 1 | 74 | 0 |
| Nov 16 | @ Pit | L | 3 | 142 | 47.3 | 39.7 | 0 | 0 | 54 | 0 |
| Nov 26 | @ Ind | W | 3 | 139 | 46.3 | 46.3 | 0 | 1 | 58 | 0 |
| Dec 3 | Hou | W | 4 | 199 | 49.8 | 42.5 | 0 | 2 | 59 | 0 |
| Dec 10 | @ Ari | L | 6 | 313 | 52.2 | 46.7 | 0 | 2 | 58 | 0 |
| Dec 17 | @ SF | L | 2 | 111 | 55.5 | 49.5 | 0 | 1 | 59 | 0 |
| Dec 24 | LAR | L | 4 | 145 | 36.3 | 35.5 | 0 | 2 | 62 | 0 |
| Dec 31 | Jax | W | 9 | 383 | 42.6 | 41.1 | 0 | 4 | 70 | 0 |
| Totals | | 9-7 | 75 | 3,728 | 49.7 | 44.6 | 5 | 28 | 74 | 0 |
| Playoffs | | | | | | | | | | |
| Jan 6 | @ KC | W | 3 | 131 | 43.7 | 41.0 | 0 | 2 | 57 | 0 |
| Jan 13 | @ NE | L | 7 | 316 | 45.1 | 41.3 | 0 | 2 | 62 | 0 |
| Totals | | 1-1 | 10 | 447 | 44.7 | 41.2 | 0 | 4 | 62 | 0 |

BRETT KERN'S NFL STATISTICS

REGULAR SEASON

| Year | Team | GP | No. | Yds | Avg | Ret | Yds | TB | In | Lg | Blk | Net |
|------------|------------------|-----|-----|--------|------|-----|-------|----|-----|----|-----|------|
| 2008 | Denver | 16 | 46 | 2,150 | 46.7 | 28 | 330 | 4 | 13 | 64 | 0 | 37.8 |
| 2009 | Denver/Tennessee | 16 | 64 | 2,910 | 45.5 | 27 | 249 | 10 | 27 | 67 | 0 | 38.5 |
| 2010 | Tennessee | 16 | 77 | 3,302 | 42.9 | 35 | 214 | 4 | 24 | 68 | 0 | 39.1 |
| 2011 | Tennessee | 16 | 86 | 3,747 | 43.6 | 36 | 221 | 7 | 31 | 64 | 0 | 39.4 |
| 2012 | Tennessee | 16 | 81 | 3,855 | 47.6 | 39 | 405 | 5 | 30 | 71 | 2 | 40.4 |
| 2013 | Tennessee | 16 | 78 | 3,386 | 43.4 | 35 | 210 | 2 | 32 | 63 | 1 | 39.7 |
| 2014 | Tennessee | 16 | 88 | 4,118 | 46.8 | 43 | 350 | 7 | 28 | 79 | 1 | 40.8 |
| 2015 | Tennessee | 16 | 88 | 4,175 | 47.4 | 47 | 605 | 1 | 34 | 61 | 0 | 40.3 |
| 2016 | Tennessee | 16 | 77 | 3,402 | 44.2 | 36 | 347 | 4 | 32 | 71 | 0 | 38.6 |
| 2017 | Tennessee | 16 | 75 | 3,728 | 49.7 | 40 | 286 | 5 | 28 | 74 | 0 | 44.6 |
| NFL Totals | | 160 | 760 | 34,773 | 45.8 | 366 | 3,217 | 49 | 279 | 79 | 4 | 40.0 |

PLAYOFFS

| Year | Team | GP | No. | Yds | Avg | Ret | Yds | TB | In | Lg | Blk | Net |
|------------|-----------|----|-----|-----|------|-----|-----|----|----|----|-----|------|
| 2017 | Tennessee | 2 | 10 | 447 | 44.7 | 5 | 35 | 0 | 4 | 62 | 0 | 41.2 |
| NFL Totals | | 2 | 10 | 447 | 44.7 | 5 | 35 | 0 | 4 | 62 | 0 | 41.2 |

Single-Game Highs

Punts - **10 (Twice, last at Miami 10/8/17)**
Yards - **549 at Miami (10/8/17)**
Gross Avg. - **56.8 vs. Seattle (9/24/17)**
Net Avg. - **50.2 at Miami (10/8/17)**
Long Punt - **79 vs. Indianapolis (12/28/14)**
In20 - **7 vs. Houston (12/27/15)**

Playoff Single-Game Highs

Punts - **7 at New England (1/13/18)**
Yards - **316 at New England (1/13/18)**
Gross Avg. - **45.1 at New England (1/13/18)**
Net Avg. - **41.3 at New England (1/13/18)**
Long Punt - **62 at New England (1/13/18)**
In20 - **2 (Twice, last at New England (1/13/18))**

Additional Statistics

Rushing - **1 rush for 21 yards vs. Denver (9/25/11)**



95 DAVID KING

DEFENSIVE LINEMAN • 6'4" • 281 LBS • COLLEGE: OKLAHOMA

ACQUIRED: TRADE (KC) - 2017

NFL EXPERIENCE (NFL/TITANS): 2/1 • HOMETOWN: HOUSTON, TEXAS

GAMES PLAYED/GAMES STARTED: 17/0 (PLAYOFFS: 2/0)



PRO: The Titans traded for defensive lineman David King at the end of the 2017 preseason to provide depth and flexibility on the defensive line. Following his four-year career at Oklahoma, King was originally drafted in the seventh round (239th overall) of the 2013 NFL Draft by the Philadelphia Eagles. With 10 career games on his resumé, King has also spent time with the Cincinnati Bengals, Seattle Seahawks and Kansas City Chiefs.

TITANS TIDBITS:

- During his sophomore season at Oklahoma, King's mother, Gladys King, passed away. Gladys raised King in a single-parent home. King credits his aunts, cousins, teammates and coaches at Oklahoma for helping him overcome this tragedy.
- Due to his hard work on the field and in the classroom, King earned scholarships dating back to middle school. He was granted a scholarship at Houston PREP, an institution with a mission to help underprivileged children get into private schools. "We had meetings every Saturday, we were involved in community service and I took summer classes. Going to [Houston PREP] helped tremendously and it opened many doors in my life," King said.

CAREER TRANSACTIONS:

- The Houston, Texas native was selected by the Philadelphia Eagles in the seventh round (239th overall) of the 2013 NFL Draft.
- Waived by the Eagles on Aug. 30, 2013.
- Signed by the Cincinnati Bengals to the practice squad on Oct. 22, 2013.
- Signed by the Bengals on Jan. 6, 2014.
- Waived by the Bengals on Aug. 30, 2014.
- Signed by the Bengals to the practice squad on Aug. 31, 2014.
- Signed by the Seattle Seahawks to the active roster from the Bengals practice squad on Dec. 11, 2014.
- Waived by the Seahawks on Nov. 16, 2015.
- Claimed off waivers by the Kansas City Chiefs on Nov. 17, 2015.
- Waived by the Chiefs on Sept. 3, 2016.
- Signed by the Chiefs to the practice squad on Sept. 4, 2016.
- Signed by the Chiefs to the active roster off of their practice squad on Nov. 5, 2016.
- Waived by the Chiefs on Nov. 14, 2016.
- Signed by the Chiefs to the practice squad on Nov. 16, 2016.
- Signed by the Chiefs to the active roster off of their practice squad on Dec. 17, 2016.
- Waived by the Chiefs on Dec. 30, 2016.
- Signed by the Chiefs to the practice squad on Jan. 3, 2017.
- Signed by the Chiefs on Jan. 17, 2017.
- Traded from the Chiefs to the Titans on Sept. 1, 2017 in exchange for a conditional seventh round pick in the 2018 NFL Draft.

SEASON RECAPS:

- 2017 (7/0, 1/0 - Tennessee):** Played in seven games as a reserve defensive end in his first season with the Titans and compiled four tackles, including a sack. Was inactive for nine contests. Saw action in one postseason contest and recorded two tackles. Was inactive for the other postseason game.
- Against Oakland (9/10), was inactive.
 - At Jacksonville (9/17), made his Titans debut as a reserve on the defensive front and collected a tackle.
 - Against Seattle (9/24), played as a reserve at defensive tackle and notched a tackle.
 - At Houston (10/1), was inactive.

- At Miami (10/8), saw action as a reserve at defensive end.
- Against Indianapolis (10/16), played as a reserve at defensive end.
- At Cleveland (10/22), was inactive.
- Against Baltimore (11/5), was inactive.
- Against Cincinnati (11/12), was inactive.
- At Pittsburgh (11/16), was inactive.
- At Indianapolis (11/26), was inactive.
- Against Houston (12/3), was inactive.
- At Arizona (12/10), played as a reserve at defensive end and tallied a sack. Ended a Cardinals' drive by sacking Blaine Gabbert for a one-yard loss on third-and-four in the second stanza.
- At San Francisco (12/17), saw action as a reserve at defensive end.
- Against Los Angeles Rams (12/24), was inactive.
- Against Jacksonville (12/31), played as a reserve at defensive end and tallied a tackle.
- At Kansas City (1/6), saw action as a reserve at defensive end and recorded two tackles.
- At New England (1/13), was inactive.

2016 (2/0 - Kansas City): Spent the season with the Kansas City Chiefs as a member of the practice squad and active roster. Appeared in two games as a reserve defensive lineman but did not record a statistic.

2015 (5/0 - Seattle, Kansas City): Was a member of the Seahawks for the first nine contests of the season before being waived and claimed by the Kansas City Chiefs on Nov. 17. Appeared in four games for Seattle, recording three tackles, a half sack and two passes defended. Was inactive for five games with the Seahawks. Appeared in one game for Kansas City on special teams and was inactive for the team's two postseason contests.

2014 (3/0, 1/0 - Cincinnati, Seattle): Spent training camp and preseason with the Cincinnati Bengals before being signed to the practice squad during roster cuts. Signed to the Seattle Seahawks active roster off of the Bengals practice squad on Dec. 11. Appeared in the final three contests of the regular season and posted one tackle and one sack for the Seahawks. Contributed as a reserve defensive lineman in his lone career postseason appearance against Carolina (1/10/15) and was inactive for Seattle's two following postseason contests including Super Bowl XLIX.

2013 (0/0 - Cincinnati): Originally drafted by the Philadelphia Eagles in the seventh round (239th overall) of the 2013 NFL Draft, but was waived during roster cuts. Signed by the Cincinnati Bengals to the practice squad on Oct. 22 where he remained for duration of the season.

COLLEGE:

- Appeared in 43 games with 21 starts for Oklahoma. Recorded 75 tackles, seven tackles for loss, 5.5 sacks and one fumble recovery over his four-year career.
- As a senior (2012), started all 13 games with three starts at defensive tackle and 10 at defensive end. Notched 27 tackles and 2.5 sacks. Named All-Big 12 Second Team.
- As a junior (2011), appeared in 13 games and made five starts. Totalled 31 tackles, four tackles for loss, two sacks and one fumble recovery.
- As a sophomore (2010), saw action in 13 games with three starts at defensive end. Recorded 11 tackles, one tackle for loss and one sack. Also contributed at defensive tackle.
- As a freshman (2009), played in four games as a reserve on the defensive line and posted one tackle.
- Redshirted in 2008.

- Follow King on Instagram and Twitter: @king_david1989.
- Born David Jamal Andrew King on Dec. 27, 1989 in Houston, Texas.

- Attended Strake Jesuit (Texas) High School where he was named the unanimous district Defensive MVP and elected to the All-Greater Houston team by the Houston Chronicle.
- Totaled 46 tackles, nine tackles for loss, 4.5 sacks and one interception as a senior. Also played basketball and participated in shotput in high school.
- Son of the late Gladys King.
- Has one half-sister, Anjetta.

2014 Seattle Seahawks

| Date | Opp | W/L | P/S | Tot | Solo | Asst | Sk | - Yds | QBP | TFL | Int | - Yds | TD | PP | FR | - Yds | SpT |
|--------|-------|-----|-----|-----|------|------|-----|-------|-----|-----|-----|-------|----|----|----|-------|-----|
| Dec 14 | SF | W | p | 0 | 0 | 0 | 0.0 | 0.0 | 0 | 0 | 0 | 0 | 0 | 0 | 0 | 0 | 0 |
| Dec 21 | @ Ari | W | p | 1 | 1 | 0 | 1.0 | 6.0 | 2 | 1 | 0 | 0 | 0 | 0 | 0 | 0 | 0 |
| Dec 28 | StL | W | p | 0 | 0 | 0 | 0.0 | 0.0 | 0 | 0 | 0 | 0 | 0 | 0 | 0 | 0 | 0 |
| Totals | | 3-0 | 3/0 | 1 | 1 | 0 | 1.0 | 6.0 | 2 | 1 | 0 | 0 | 0 | 0 | 0 | 0 | 0 |

Playoffs

| Date | Opp | W/L | P/S | Tot Solo | Asst | Sk - Yds | QBP | TFL | Int - Yds | -TD | PD | FF | FR - Yds | SpT |
|--------|-----|-----|-----|----------|------|----------|-----|-----|-----------|-----|----|----|----------|-----|
| Jan 10 | Car | W | p | 0 | 0 | 0 | 0.0 | 0.0 | 0 | 0 | 0 | 0 | 0 | 0 |
| Jan 18 | GB | W | IA | | | | | | | | | | | |
| Feb 1 | NE | L | IA | | | | | | | | | | | |
| Totals | | 1-0 | 1/0 | 0 | 0 | 0 | 0.0 | 0.0 | 0 | 0 | 0 | 0 | 0 | 0 |

2015 Seattle Seahawks/Kansas City Chiefs

| Date | Opp | W/L | P/S | Tot | Solo | Asst | Sk | - Yds | QBP | TFL | Int - Yds | -TD | PD | FF | FR - Yds | SpT |
|---------|--------|-----|-----|-----|------|------|-----|-------|-----|-----|-----------|-----|----|----|----------|-----|
| Sept 13 | at StL | IA | | | | | | | | | | | | | | |
| Sept 20 | at GB | IA | | | | | | | | | | | | | | |
| Sept 27 | Chi | IA | | | | | | | | | | | | | | |
| Oct 5 | Det | W | p | 1 | 0 | 1 | 0.0 | 0.0 | 0 | 0 | 0 | 0 | 0 | 0 | 0 | 0 |
| Oct 11 | @ Cin | L | p | 0 | 0 | 0 | 0.0 | 0.0 | 0 | 0 | 0 | 0 | 0 | 1 | 0 | 0 |
| Oct 18 | Car | L | p | 0 | 0 | 0 | 0.0 | 0.0 | 0 | 0 | 0 | 0 | 0 | 1 | 0 | 0 |
| Oct 22 | at SF | W | p | 2 | 1 | 1 | 0.5 | 4.5 | 1 | 0 | 0 | 0 | 0 | 0 | 0 | 0 |
| Nov 1 | at Dal | IA | | | | | | | | | | | | | | |
| Nov 15 | Ari | IA | | | | | | | | | | | | | | |
| Nov 22 | at SD | IA | | | | | | | | | | | | | | |
| Nov 29 | Buf | IA | | | | | | | | | | | | | | |
| Dec 6 | at Oak | IA | | | | | | | | | | | | | | |
| Dec 13 | SD | W | p | 0 | 0 | 0 | 0.0 | 0.0 | 0 | 0 | 0 | 0 | 0 | 0 | 0 | 0 |
| Dec 20 | at Bal | IA | | | | | | | | | | | | | | |
| Dec 27 | Cle | IA | | | | | | | | | | | | | | |
| Jan 3 | Oak | IA | | | | | | | | | | | | | | |
| Totals | | 3-2 | 5/0 | 3 | 1 | 2 | 0.5 | 4.5 | 1 | 0 | 0 | 0 | 0 | 2 | 0 | 0 |

Playoffs

| Date | Opp | W/L | P/S | Tot | Solo | Asst | Sk | - Yds | QBP | TFL | Int- | Yds -TD | PD | FF | FR - | Yds | SpT |
|--------|-------|-----|-----|-----|------|------|-----|-------|-----|-----|------|---------|----|----|------|-----|-----|
| Jan 9 | @ Hou | W | IA | | | | | | | | | | | | | | |
| Jan 16 | @ NE | L | IA | | | | | | | | | | | | | | |
| Totals | | 0-0 | 0/0 | 0 | 0 | 0 | 0.0 | 0.0 | 0 | 0 | 0 | 0 | 0 | 0 | 0 | 0 | 0 |

2016 Kansas City Chiefs

| Date | Opp | W/L | P/S | Tot | Solo | Asst | Sk | - Yds | QBP | TFL | Int - Yds | TD | PD | FF | FR - Yds | SpT |
|--------|-------|-----|-----|-----|------|------|-----|-------|-----|-----|-----------|----|----|----|----------|-----|
| Nov 6 | Jax | W | DNP | | | | | | | | | | | | | |
| Nov 13 | @ Car | W | p | 0 | 0 | 0 | 0.0 | 0.0 | 0 | 0 | 0 | 0 | 0 | 0 | 0 | 0 |
| Dec 18 | Ten | L | p | 0 | 0 | 0 | 0.0 | 0.0 | 0 | 0 | 0 | 0 | 0 | 0 | 0 | 0 |
| Totals | | 2-1 | 2/0 | 0 | 0 | 0 | 0.0 | 0.0 | 0 | 0 | 0 | 0 | 0 | 0 | 0 | 0 |

2017 Tennessee Titans

[illegible]

DAVID KING'S NFL STATISTICS

REGULAR SEASON

| Year | Team | REGULAR SEASON | | TACKLES | | | | | | | INTERCEPTIONS | | | | | FUMBLES | | | |
|------------|-------------|----------------|----|---------|------|------|-----|------|-----|-----|---------------|-----|----|----|----|---------|----|-----|-----|
| | | GP | GS | Tot | Solo | Asst | Sk | Yds | QBP | TFL | No | Yds | Lg | TD | PD | FF | FR | Yds | SpT |
| 2014 | Seattle | 3 | 0 | 1 | 1 | 0 | 1.0 | 6.0 | 2 | 1 | 0 | 0 | 0 | 0 | 0 | 0 | 0 | 0 | 0 |
| 2015 | Seattle/KC | 5 | 0 | 3 | 1 | 2 | 0.5 | 4.5 | 1 | 0 | 0 | 0 | 0 | 0 | 2 | 0 | 0 | 0 | 0 |
| 2016 | Kansas City | 2 | 0 | 0 | 0 | 0 | 0.0 | 0.0 | 0 | 0 | 0 | 0 | 0 | 0 | 0 | 0 | 0 | 0 | 0 |
| 2017 | Tennessee | 7 | 0 | 4 | 3 | 1 | 1.0 | 1.0 | 0 | 0 | 0 | 0 | 0 | 0 | 0 | 0 | 0 | 0 | 0 |
| NFL Totals | | 17 | 0 | 8 | 5 | 3 | 2.5 | 11.5 | 3 | 0 | 0 | 0 | 0 | 0 | 2 | 0 | 0 | 0 | 0 |

PLAYOFFS

| Year | Team | PLAYOFFS | | TACKLES | | | | | | | INTERCEPTIONS | | | | | FUMBLES | | | |
|------------|-----------|----------|----|---------|------|------|-----|-----|-----|-----|---------------|-----|----|----|----|---------|----|-----|-----|
| | | GP | GS | Tot | Solo | Asst | Sk | Yds | QBP | TFL | No | Yds | Lg | TD | PD | FF | FR | Yds | SpT |
| 2014 | Seattle | 1 | 0 | 0 | 0 | 0 | 0.0 | 0.0 | 0 | 0 | 0 | 0 | 0 | 0 | 0 | 0 | 0 | 0 | 0 |
| 2017 | Tennessee | 1 | 0 | 2 | 2 | 0 | 0.0 | 0.0 | 0 | 0 | 0 | 0 | 0 | 0 | 0 | 0 | 0 | 0 | 0 |
| NFL Totals | | 2 | 0 | 2 | 2 | 0 | 0.0 | 0.0 | 0 | 0 | 0 | 0 | 0 | 0 | 0 | 0 | 0 | 0 | 0 |

Single-Game Highs

Tackles - 2 at San Francisco (10/22/15)

Sacks - 1 (Twice, last at Arizona 12/10/17)

Passes Defensed - 1 (Twice, last vs. Carolina 10/18/15)

Tackles for Loss - 1 at Arizona (12/21/14)

Playoff Single-Game Highs

Tackles - 2 at Kansas City (1/6/18)



64 JOSH KLINE

GUARD • 6'3" • 300 LBS • COLLEGE: KENT STATE

ACQUIRED: WAIVERS (NE) - 2016

NFL EXPERIENCE (NFL/TITANS): 5/2 • HOMETOWN: MASON, OHIO

GAMES PLAYED/GAMES STARTED: 63/48 (PLAYOFFS: 6/5)



Super Bowl: 2014

PRO: The Titans claimed Josh Kline off waivers from the New England Patriots prior to the start of 2016 regular season to add competition, experience and depth to the interior of the offensive line. The 6-foot-3-inch, 300-pounder spent the first three seasons of his NFL career with the New England Patriots and was a member of their 2014 Super Bowl championship team.

CAREER HIGHLIGHTS:

- In 2016, Kline started 14 games at right guard in his first season with the Titans and was a part of an offensive front that blocked for the NFL's third-ranked rushing attack which averaged 136.7 rush yards per game.
- In 2015, Kline made 13 starts at both guard spots for the Patriots and blocked for the NFL's sixth-ranked offense which averaged 374.4 total yards per game.

TITANS TIDBITS:

- Kline was a standout wrestler in high school, winning the state title as a senior and finishing with a 45-1 record that year.

CAREER TRANSACTIONS:

- A native of Mason, Ohio, Kline was originally signed by the New England Patriots as a rookie free agent on May 3, 2013.
- Released by the Patriots on Sept. 2, 2013 and signed to the team's practice squad on Sept. 4, 2013.
- Signed by the Patriots to their active roster from the practice squad on Sept. 7, 2013.
- Released by the Patriots on Sept. 11, 2013 and signed to the team's practice squad on Sept. 13, 2013.
- Signed by the Patriots to their active roster from the practice squad on Nov. 2, 2013.
- Released by the Patriots on Sept. 7, 2016.
- Claimed by the Titans off waivers from the Patriots on Sept. 8, 2016.

SEASON RECAPS:

2017 (16/16, 2/2 - Tennessee): Started all 16 games and both postseason contests at right guard in his second campaign with the Titans.

- Against Oakland (9/10), started at right guard and was a part of an offensive line that helped produce 350 total yards and allow just one sack on 41 pass attempts.
- At Jacksonville (9/17), started at right guard and opened holes for a rushing attack that amassed 179 yards on 36 carries (5.0 avg.). Member of a unit that allowed just one sack on 27 pass attempts.
- Against Seattle (9/24), started at right guard and helped block for Titans' ball carriers to collect 195 rushing yards on 35 carries (5.6 avg.). Member of an offensive front that did not allow a sack on 32 pass attempts.
- At Houston (10/1), started at right guard.
- At Miami (10/8), started at right guard.
- Against Indianapolis (10/16), started at right guard and was a member of an offensive front that helped produce 473 total yards and allow just one sack for one yard on 32 pass attempts.
- At Cleveland (10/22), started at right guard.
- Against Baltimore (11/5), started at right guard.
- Against Cincinnati (11/12), started at right guard and helped open holes for Titans' rushers to gain 180 yards on the ground.
- At Pittsburgh (11/16), started at right guard.
- At Indianapolis (11/26), started at right guard and was a part of an offensive front that did not allow a sack on 25 pass attempts.
- Against Houston (12/3), started at right guard and helped open holes for

Titans' ball carriers to gain 198 yards on 25 carries with two scores on the ground.

- At Arizona (12/10), started at right guard.
- At San Francisco (12/17), started at right guard and was a part of an offensive front that allowed just one sack on 33 pass attempts.
- Against Los Angeles Rams (12/24), started at right guard and was a member of an offensive line that allowed just one sack on 39 pass attempts.
- Against Jacksonville (12/31), started at right guard.
- At Kansas City (1/6), started at right guard and helped open holes for Titans' ball carriers to gain 202 rushing yards on 31 carries (6.5 avg.).
- At New England (1/13), started at right guard.

2016 (14/14 - Tennessee): Started 14 games at right guard in his first season with the Titans and was a part of an offensive front that blocked for the NFL's third-ranked rushing attack which averaged 136.7 rush yards per game. Was inactive for the first two contests after being acquired off waivers from the Patriots on Sept. 8.

- Against Oakland (9/25), started at right guard and was a part of an offensive line that helped produce 393 total yards and allow just one sack on 33 pass attempts.
- At Miami (10/9), started at right guard and was a member of an offensive front that opened holes for Titans' rushers to gain 235 yards on the ground and did not allow a sack on 29 pass attempts.
- Against Cleveland (10/16), started at right guard and blocked for an offense that compiled a season-high 407 total yards, including 137 rushing yards.
- Against Jacksonville (10/27), started at right guard and opened holes for Titans' ball carriers to accumulate 214 yards on the ground. Was a part of an offensive front that did not allow a sack in 23 pass attempts.
- At San Diego (11/6), started at right guard and was a part of an offensive line that did not allow a sack on 43 pass attempts.
- Against Green Bay (11/13), started at right guard and blocked for an offense that amassed 446 total yards and six touchdowns in a 47-25 victory against the Packers.
- At Chicago (11/27), started at right guard and was a member of an offensive front that did not allow a sack on 23 pass attempts. Blocked for Titans' ball carriers to gain 149 yards on the ground.
- Against Denver (12/11), started at right guard and was a part of an offensive line that opened holes for Titans' rushers to amass 180 rushing yards on 42 carries in a 13-10 victory over the Broncos.
- At Kansas City (12/18), started at right guard and helped pave the way for Titans' ball carriers to gain 148 yards on the ground. Member of an offensive front that allowed just one sack for zero yards on 33 pass attempts.

2015 (14/13, 2/2 - New England): Played in 14 regular season games with 13 starts - seven at right guard and six at left guard. Due to injuries and rotations, appeared at both guard spots in several games throughout the season. Started at left guard for both playoff contests. Was inactive due to injury twice.

- Against Washington (11/8), started at right guard and rotated between both guard positions in the win. Despite injuries and changes to the rotation, the Patriots rushed for 161 yards rushing and did not allow a sack in the game.

2014 (12/4, 2/1 - New England): Played in 12 regular season games with four starts - two at right guard and two at left guard. Played in two playoff games and made his first career playoff start at right guard in the AFC Championship win. Was inactive for four games.

- At Buffalo (10/12), started his first game of the season at right guard in the win when Ryan Wendell replaced an injured Bryan Stork at center.
- Against Seattle (2/1), dressed but did not play in the Super Bowl XLIX win.

2013 (7/1, 0/0 - New England): Played in seven regular-season games with one start. Spent majority of the season on the practice squad with two separate stints on the 53-man roster. Was active but did not play in the postseason.

- Against Pittsburgh (11/3), appeared in his first NFL game coming in at left guard for the final play kneel down.
- At Miami (12/15), came on to play left guard after Nate Solder left with a head injury and Logan Mankins slid over to left tackle.
- At Baltimore (12/22), made the first start of his career at left guard in place of Logan Mankins starting at left tackle for an injured Nate Solder.

COLLEGE:

- Appeared at right guard, right tackle and on special teams in four seasons after redshirting as a freshman.
- Named to Phil Steele's All-MAC team and earned second-team All-MAC honors as a senior.
- As a senior, played primarily at left guard. Earned second-team all Mid-American Conference honors as the Golden Flashes had their best season in 40 years, going 11-3 overall, winning the MAC East title and playing in the MAC Championship Game.
- As a junior in 2011, started 12 games making seven starts at right tackle before sliding inside to right guard for the final five games.
- As a sophomore in 2010, started in eight of 12 games.
- Redshirted in 2008 before playing in all 12 games of his redshirt freshman campaign in 2009.
- Majored in history at Kent State.

PERSONAL:

- Married his wife, Natalie, during the 2016 offseason.
- Was two-time second-team all-conference pick at Mason (Ohio) High School.
- Played tackle and center, earning second-team All-Greater Miami Conference honors as the Comets' center his senior year.
- Follow Kline on Twitter at @joshkline64.
- Follow Kline on Instagram at @jkline64.
- Born Josh Kline on Dec. 29, 1989 in Hoffman Estates, Ill.

JOSH KLINE'S NFL STATISTICS

REGULAR SEASON

| Year | Team | GP | GS |
|-------------------|-------------|-----------|-----------|
| 2013 | New England | 7 | 1 |
| 2014 | New England | 12 | 4 |
| 2015 | New England | 14 | 13 |
| 2016 | Tennessee | 14 | 14 |
| 2017 | Tennessee | 16 | 16 |
| NFL Totals | | 63 | 48 |

PLAYOFFS

| Year | Team | GP | GS |
|-------------------|-------------|----------|----------|
| 2013 | New England | 0 | 0 |
| 2014 | New England | 2 | 1 |
| 2015 | New England | 2 | 2 |
| 2017 | Tennessee | 2 | 2 |
| NFL Totals | | 6 | 5 |

Starts Breakdown:

2013 - LG 1; 2014 - 2 LG, 2 RG (Playoffs - RG 1); 2015 - 7 RG, 6 LG (Playoffs - LG 2); 2016 - RG 14; 2017 - RG 16 (Playoffs - RG 2)

Additional Career Statistics

Tackles - 1 (2015), 1 (2016)



97 KARL KLUG

DEFENSIVE LINE • 6'3" • 278 LBS • COLLEGE: IOWA
ACQUIRED: 5TH ROUND - 2011 • NFL EXPERIENCE (NFL/TITANS): 7/7
HOMETOWN: CALEDONIA, MINN.
GAMES PLAYED/GAMES STARTED: 109/8 (PLAYOFFS: 2/0)



PRO: The Titans used their fifth-round pick in the 2011 NFL Draft on Iowa's Karl Klug (pronounced KLOOG). A largely unheralded selection at the time, Klug proceeded to assemble one of the top seasons in franchise history by a rookie defensive lineman and has become one of the team's most consistent contributors on the defensive line. He never missed a game in his first five seasons. A blue-collar athlete who plays with tremendous effort and quickness, he led the Titans in 2011 with seven sacks, which also tied for sixth among all NFL rookies and tied for fourth among all NFL defensive tackles. His 3.5 sacks during his second season gave him more total sacks (10.5) than any other Titans defender during that time period.

CAREER HIGHLIGHTS:

- In 2016, he played in his 94th consecutive game to begin his career before missing the final two contests of the season with an Achilles injury.
- In 2015, Klug set a career high with 19 quarterback pressures and recorded four sacks, which was the second-highest total of his career.
- Against the N.Y. Jets on Sept. 29, 2013, he strip-sacked Geno Smith for a 16-yard loss and recovered the loose ball in the end zone for his first career touchdown.
- In 2012, Klug played in all 16 games for a second consecutive season. His 3.5 sacks gave him a team-high 10.5 total sacks from 2011–2012.
- As a rookie in 2011, Klug compiled a team-high seven sacks. The total tied for sixth place in sacks among all NFL rookies, tied for fourth among all NFL defensive tackles, and led all NFL rookie defensive tackles.
- During his four-year career at Iowa, Klug appeared in 40 games with 26 consecutive starts to end his career. Tallied 140 tackles, including 31 stops for loss, 9.5 sacks, eight quarterback pressures, eight passes defended, four forced fumbles and a fumble recovery.

TITANS TIDBITS:

- Klug has an identical twin brother, Kevin, who played linebacker at Minnesota State University, Mankato. As high school teammates, Kevin played fullback, opening holes for Karl, the team's running back. Kevin now owns and operates Klug Fitness, a mobile fitness business in Nashville. He also has toured with Lady Antebellum and Sam Hunt as a personal trainer. Karl and Kevin's older sister, Kelsey, is the "best hair stylist in LaCrosse, Wis.," according to the twins.
- Klug's small hometown of Caledonia calls itself the "Wild Turkey Capital of Minnesota" and "The Heart of Quilt Country."
- Klug arrived on Iowa's campus as an undersized defender who weighed only 207 pounds at the time.

CAREER TRANSACTIONS:

- The Caledonia, Minn., native was selected by the Titans in the fifth round (142nd overall) of the 2011 NFL Draft.

SEASON RECAPS:

- 2017 (15/0, 2/0):** Saw action in 15 games as a reserve at defensive tackle and posted 26 tackles, 1.5 sacks, six quarterback pressures and a stop for loss. Was inactive for one contest. Played as a reserve in both postseason contests and amassed three quarterback pressures. Played in his 100th career regular season game at Cleveland (10/22/17). Has tied for the team lead in sacks once in 2017 (at PIT).
- Against Oakland (9/10), played as a reserve at defensive tackle and posted three tackles.
 - At Jacksonville (9/17), saw action as a reserve on the defensive front and collected a tackle.
 - Against Seattle (9/24), was inactive.
 - At Houston (10/1), played as a reserve at defensive tackle and tallied four

tackles and a quarterback pressure.

- At Miami (10/8), saw action as a reserve at defensive tackle.
- Against Indianapolis (10/16), played as a reserve at defensive tackle and recorded three tackles.
- At Cleveland (10/22), played as a reserve at defensive tackle in his 100th career regular season game and posted three tackles.
- Against Baltimore (11/5), saw action as a reserve at defensive tackle and collected two tackles, including a half sack and a quarterback pressure. Halted a Ravens' drive by combining with Derrick Morgan to sack Joe Flacco for a four-yard loss on third-and-11 late in the second quarter.
- Against Cincinnati (11/12), played as a reserve at defensive tackle.
- At Pittsburgh (11/16), saw action as a reserve at defensive tackle and notched a sack. Sacked Ben Roethlisberger for a six-yard loss late in the second quarter.
- At Indianapolis (11/26), played as a reserve at defensive tackle and registered a tackle.
- Against Houston (12/3), saw action as a reserve at defensive tackle and produced two tackles and two quarterback pressures.
- At Arizona (12/10), played as a reserve at defensive tackle and tallied three tackles, including a stop for loss and a quarterback pressure. Stonewalled Kerwynn Williams for two-yard loss on a third-and-one rush up the middle in the third quarter.
- At San Francisco (12/17), saw action as a reserve at defensive tackle and posted a tackle.
- Against Los Angeles Rams (12/24), played as a reserve at defensive tackle.
- Against Jacksonville (12/31), saw action as a reserve at defensive tackle and tallied two tackles and a quarterback pressure. Stuffed Leonard Fournette for a one-yard loss on a rush off right tackle in the first quarter.
- At Kansas City (1/6), played as a reserve at defensive tackle and recorded a quarterback pressure in his first career postseason game.
- At New England (1/13), saw action as a reserve at defensive tackle and registered two quarterback pressures.

2016 (14/3): Played in 14 games with three starts at defensive tackle and ranked fourth on the team with 18 quarterback pressures. Registered 25 tackles, 1.5 sacks, a stop for loss and a pass defended. Placed on injured reserve on Dec. 21, 2016. Led the team in quarterback pressures once in 2016 (at MIA). Tied for the team lead in passes defended once in 2016 (at MIA).

- Against Minnesota (9/11), saw action as a reserve on the defensive line and collected two tackles.
- At Detroit (9/18), saw significant action as a reserve at defensive tackle and posted four tackles, including a sack and two quarterback pressures. Sacked Matthew Stafford for a six-yard loss in the fourth quarter.
- At Houston (10/2), saw action as a reserve at defensive tackle and tied a career-high with five tackles. Teamed with Avery Williamson to stuff Alfred Blue for no gain on a rush off left guard in the second quarter.
- At Miami (10/9), started at defensive end and registered two tackles and a team-high four quarterback pressures.
- Against Cleveland (10/16), started at defensive end and notched three tackles, including a stop for loss and two quarterback pressures. Forced a Browns' field goal by dropping Isaiah Crowell for a five-yard loss on third-and-one in the opening quarter.
- Against Indianapolis (10/23), played as a reserve at defensive tackle and collected three tackles, including a half sack, a quarterback pressure and a pass defended. Forced a Colts' field goal by combining with Derrick Morgan to sack Andrew Luck for a six-yard loss in the third quarter. Halted a Colts' drive by batting down a third-and-five pass intended for T.Y. Hilton

in the fourth quarter.

- Against Denver (12/11), started at defensive tackle and collected a tackle and three quarterback pressures.
- At Kansas City (12/18), played as a reserve at defensive tackle and left the game in the third quarter with an injury.

2015 (16/0): Appeared in all 16 games for the fifth consecutive season and finished third on the team with 19 quarterback pressures. Registered 26 tackles, four sacks, a pass defended and forced fumble. Led or tied for the team lead in sacks three times in 2015 (at HOU, at NYJ, at NE). Tied for the team lead in quarterback pressures four times (vs. MIA, vs. OAK, at NYJ, at NE).

- At Tampa Bay (9/13), saw action as a reserve at defensive tackle and collected four tackles and two quarterback pressures. Teamed with DaQuan Jones to stuff Doug Martin for no gain on a rush off right guard at the end of the first quarter.
- Against Indianapolis (9/27), played as a reserve at defensive end and totaled three tackles, including a sack and a quarterback pressure. Ended an Indianapolis drive by sacking Andrew Luck for a five-yard loss and forcing a fumble that was recovered by the Colts on third-and-seven early in the third quarter.
- At Houston (11/1), saw action as a reserve at defensive end and registered a sack. Ended a Texans' drive by dropping Brian Hoyer for an eight-yard sack on third-and-seven in the second quarter.
- Against Jacksonville (12/6), played as a reserve at defensive tackle and posted two tackles and a half sack. Combined with Da'Norris Searcy to drop Blake Bortles for an 11-yard sack on fourth-and-four during the Jaguars' final drive in the fourth quarter.
- At N.Y. Jets (12/13), saw action as a reserve at defensive tackle and amassed three tackles, a sack and two quarterback pressures. Ended a Jets' drive by dropping Ryan Fitzpatrick for a seven-yard sack on third-and-nine late in the third quarter.
- At New England (12/20), played as a reserve at defensive tackle and tallied four tackles, including a half sack and three quarterback pressures. Teamed with Angelo Blackson to drop Tom Brady for a seven-yard sack in the fourth quarter.

2014 (16/0): Played in all 16 games for the fourth consecutive season. Registered 31 tackles, two sacks, five quarterback pressures and five stops for loss. Caught one pass for nine yards as a fullback against the N.Y. Giants (12/7/14). Returned two kickoffs for 32 yards. Tied for the team lead in sacks once in 2014 (at KC). Led the team in quarterback pressures once in 2014 (vs. NYJ).

- At Kansas City (9/7), saw action as a reserve at defensive tackle and collected two tackles, including a sack and a quarterback pressure. Ended a Chiefs' drive by sacking Alex Smith for a seven-yard loss on third-and-10 in the third quarter.
- Against Jacksonville (10/12), played as a reserve at defensive tackle and totaled two tackles, including a sack. Dropped Blake Bortles for an eight-yard sack in the second quarter.
- At Washington (10/19), played as a reserve at defensive end and collected two tackles for loss. Stopped Alfred Morris for a one-yard loss on a rush off left end in the third stanza. On the next play, stonewalled Roy Helu for a seven-yard loss on a screen pass. Returned a squib kickoff for 12 yards.
- At Baltimore (11/9), saw action as a reserve at defensive tackle and tallied two tackles, including a stop for loss. Stuffed Bernard Pierce for a one-yard loss on a rush up the middle in the third quarter.
- At Houston (11/30), played as a reserve at defensive tackle and notched three tackles, including a stop for loss and a quarterback pressure. Teamed with Al Woods to stuff Jonathan Grimes for a four-yard loss on a rush off right tackle in the final stanza.
- Against N.Y. Giants (12/7), played as a reserve at defensive tackle and as a short-yardage fullback. Collected his first career reception for seven yards. Converted a fourth-and-one by hauling in his first career catch for nine yards in the second quarter.
- Against N.Y. Jets (12/14), saw action as a reserve at defensive tackle and collected two tackles, including a team-high three quarterback pressures and a tackle for loss. Stuffed Chris Johnson for a one-yard loss on a rush up the middle late in the second quarter.

2013 (16/3): Played in all 16 games with three starts at defensive tackle and registered 26 tackles, two sacks, four quarterback pressures, two passes defended, two forced fumbles and a fumble recovery for a touchdown. Led or tied for the team lead in quarterback pressures three

times (vs. KC, at OAK, vs. HOU).

- Against N.Y. Jets (9/29), posted three tackles, including a strip sack that he recovered for a touchdown. Jolted through the middle and strip-sacked Geno Smith for a 16-yard loss while recovering the loose ball in the end zone for touchdown to make the score 31-6 with 11:45 left to play in the final stanza.
- At Indianapolis (12/1), amassed three tackles, a sack, a forced fumble, a quarterback pressure and a pass defended. Batted down a pass at the line of scrimmage that was intended for Darrius Heyward-Bey in the second quarter. Teamed with George Wilson to stuff Donald Brown for no gain on a rush up the middle in the second quarter. Strip-sacked Andrew Luck for a seven-yard loss, but the loose ball was recovered by the signal caller.
- At Denver (12/8), started at defensive end and totaled a career-high five tackles.

2012 (16/1): Saw action in all 16 games with a start at defensive tackle and posted 12 tackles, 3.5 sacks, five quarterback pressures, a tackle for loss and a pass defended. Led the team in sacks once (at IND). Tied for the team lead in quarterback pressures twice (vs. NE, vs. JAX). Tied a career-high with two sacks at Indianapolis (12/9/12).

- At Jacksonville (11/25), collected his first sack of the season. Halted a Jaguars' drive and got the Titans' offense the ball back with a two-yard sack on third-and-10 in the fourth quarter.
- At Indianapolis (12/9), tallied three tackles, including two sacks, a tackle for loss, a quarterback pressure and a pass defended. Dropped Andrew Luck for a six-yard sack in the second quarter. Ended a Colts' drive by sacking Luck for a 10-yard loss on third-and-seven late in the second quarter. Batted down a pass intended for T.Y. Hilton at the line of scrimmage.
- Against Jacksonville (12/30), recorded a tackle, including a half sack and two quarterback pressures. Ended a Jaguars' drive by combining with Akeem Ayers to sack Chad Henne for a four-yard loss on fourth-and-two late in the fourth quarter.

2011 (16/1): As a rookie, appeared in all 16 games with one start at defensive tackle and led the team with seven sacks. Totaled 32 tackles, 10 quarterback pressures, two tackles for loss, four passes defended and two forced fumbles. Registered his first career NFL sack and the first two forced fumbles of his career against Baltimore (9/18/11). Led or tied for the team lead in sacks six times in 2011 (vs. BAL, at CLE, vs. IND, at BUF, vs. NO, vs. JAX). Tied for the team lead in quarterback pressures once in 2011 (vs. IND). Made his first career NFL start at Atlanta (11/20/11).

- At Jacksonville (9/11), played as a reserve in his first career NFL contest and posted four tackles, including a stop for loss.
- Against Baltimore (9/18), saw action as a reserve at defensive tackle and tallied a sack and two forced fumbles. Stuffed Ricky Williams for a two-yard loss and forced a fumble that was recovered by Jordan Babineaux early in the second quarter. Had an eight-yard strip-sack of Joe Flacco but the loose ball was recovered by the Ravens late in the second quarter.
- At Cleveland (10/2), collected three solo tackles, including a sack. Kept contain and dropped Joshua Cribbs for a seven-yard sack on a reverse pass play on third-and-six in the first quarter.
- Against Indianapolis (10/30), posted two solo tackles, a sack, three quarterback pressures and a pass defended. Halted a Colts' drive by dropping Curtis Painter for an eight-yard sack on third-and-11 in the second quarter.
- At Atlanta (11/20), made his first career NFL start at defensive tackle and collected two tackles.
- Against Tampa Bay (11/27), posted a tackle, a pass defended and two quarterback pressures.
- At Buffalo (12/4), tallied a sack and a pass defended. Ended a Bills' drive by dropping Ryan Fitzpatrick for a six-yard sack on third-and-six in the third quarter. Batted down a pass intended for David Nelson at the line of scrimmage in the third quarter.
- Against New Orleans (12/11), recorded three tackles, including a season-high two sacks and a quarterback pressure. Dropped Drew Brees for a seven-yard sack late in the second quarter. Halted a Saints' drive and got the Titans' offense the ball back by sacking Brees for a seven-yard loss on third-and-four in the fourth quarter.
- Against Jacksonville (12/24), halted a Jaguars' drive by sacking Blaine Gabbert for an 11-yard loss on third-and-seven in the third quarter.

COLLEGE:

- During his four-year career at Iowa, Klug appeared in 40 games with 26 consecutive starts to end his career. Tallied 140 tackles, including 31 stops

for loss, 9.5 sacks, eight quarterback pressures, eight passes defended, four forced fumbles and a fumble recovery.

- As a senior (2010), started all 13 games at defensive tackle and led team with 13 tackles for loss and 5.5 sacks. Posted 57 total tackles en route to earning second-team All-Big Ten honors from league coaches and media and second-team All-Big Ten by Phil Steele's College Football. Honors also included Roy J. Carver Most Valuable Player Award on defense, Iron Hawk Award and Hayden Fry "Extra Heartbeat" Award. Was named a permanent team captain on defense and was selected to participate in East-West Shrine Game. Was one of seven seniors named to 2010 Leadership Group.

- As a junior (2009), started all 13 games at defensive tackle, recording 65 tackles, 13 tackles for loss, four sacks, five passes defended and two forced fumbles. Named first team All-Big Ten by Sporting News and honorable mention All-Big Ten by league coaches. Received the Hustle Team Award for defense.

- As a sophomore (2008), played in 12 games and posted 17 tackles, five tackles for loss, two sacks and a forced fumble.

- As a redshirt freshman (2007), suffered foot injury during pre-season drills and appeared in just one game (vs. Minnesota) and posted one tackle.

- Redshirted in 2006.

- Graduated in December 2010 with a degree in recreational management.

PERSONAL:

- Lives in Franklin, Tenn., with his wife, Stacy. They have two sons, Rylan and Ivan, and a daughter, Cora.

- Named first-team All-State as a senior at Caledonia (Minn.) High School after recording 77 tackles and 20 sacks at defensive end. Also had 1,212 rushing yards and 15 touchdowns. Also named to the Minnesota Vikings All-State team, *LaCrosse Tribune* Player of the Year and was a two-time first-team All-Conference player, including Player of the Year as a senior.

- Notched 89 tackles and 18 sacks as a junior.

- Was a three-year wrestling and two-year letterman in track.

- List of favorites: (movie) "Dumb and Dumber"; (TV shows) "SportsCenter" and "Everybody Loves Raymond"; (actor) Will Smith; (school subject) math; (car) 1998 Oldsmobile Cutlass; (book) "Heaven is For Real" by Todd Burpo; (video game) Halo; (food) steak and potatoes; (childhood sports hero) John Randle; and (sports teams as a child) "all the Minnesota teams."

- Born Karl Rainer Klug on March 31, 1988 in La Crosse, Wis.

KARL KLUG'S GAME-BY-GAME

2011 Tennessee Titans

| Date | Opp | W/L | P/S | Tot | Solo | Asst | Sk | - Yds | QBP | TFL | Int | - Yds | -TD | PD | FF | FR | - Yds | SpT |
|---------------|-------|-----|-----|------------|-------------|-----------|-----------|-----------|------------|-------------|-----------|----------|----------|----------|----------|----------|----------|----------|
| Sept 11 | @ Jax | L | p | 4 | 2 | 2 | 0.0 | 0.0 | 0 | 1 | 0 | 0 | 0 | 0 | 0 | 0 | 0 | 0 |
| Sept 18 | Bal | W | p | 1 | 1 | 0 | 1.0 | 4.0 | 0 | 0 | 0 | 0 | 0 | 0 | 2 | 0 | 0 | 0 |
| Sept 25 | Den | W | p | 1 | 0 | 1 | 0.0 | 0.0 | 1 | 0 | 0 | 0 | 0 | 1 | 0 | 0 | 0 | 0 |
| Oct 2 | @ Cle | W | p | 3 | 3 | 0 | 1.0 | 7.0 | 0 | 0 | 0 | 0 | 0 | 0 | 0 | 0 | 0 | 0 |
| Oct 9 | @ Pit | L | p | 1 | 0 | 1 | 0.0 | 0.0 | 0 | 0 | 0 | 0 | 0 | 0 | 0 | 0 | 0 | 0 |
| Oct 23 | Hou | L | p | 3 | 3 | 0 | 0.0 | 0.0 | 0 | 0 | 0 | 0 | 0 | 0 | 0 | 0 | 0 | 0 |
| Oct 30 | Ind | W | p | 2 | 2 | 0 | 1.0 | 8.0 | 3 | 0 | 0 | 0 | 0 | 1 | 0 | 0 | 0 | 0 |
| Nov 6 | Cin | L | p | 2 | 1 | 1 | 0.0 | 0.0 | 2 | 0 | 0 | 0 | 0 | 0 | 0 | 0 | 0 | 0 |
| Nov 13 | @ Car | W | p | 2 | 1 | 1 | 0.0 | 0.0 | 0 | 1 | 0 | 0 | 0 | 0 | 0 | 0 | 0 | 0 |
| Nov 20 | @ Atl | L | S | 2 | 1 | 1 | 0.0 | 0.0 | 0 | 0 | 0 | 0 | 0 | 0 | 0 | 0 | 0 | 0 |
| Nov 27 | TB | W | p | 1 | 0 | 1 | 0.0 | 0.0 | 2 | 0 | 0 | 0 | 0 | 1 | 0 | 0 | 0 | 0 |
| Dec 4 | @ Buf | W | p | 1 | 1 | 0 | 1.0 | 6.0 | 0 | 0 | 0 | 0 | 0 | 1 | 0 | 0 | 0 | 0 |
| Dec 11 | NO | L | p | 3 | 2 | 1 | 2.0 | 14.0 | 1 | 0 | 0 | 0 | 0 | 0 | 0 | 0 | 0 | 0 |
| Dec 18 | @ Ind | L | p | 1 | 0 | 1 | 0.0 | 0.0 | 0 | 0 | 0 | 0 | 0 | 0 | 0 | 0 | 0 | 0 |
| Dec 24 | Jax | W | p | 2 | 1 | 1 | 1.0 | 11.0 | 0 | 0 | 0 | 0 | 0 | 0 | 0 | 0 | 0 | 0 |
| Jan 1 | @ Hou | W | p | 3 | 0 | 3 | 0.0 | 0.0 | 1 | 0 | 0 | 0 | 0 | 0 | 0 | 0 | 0 | 0 |
| Totals | | | | 9-7 | 16/1 | 32 | 18 | 14 | 7.0 | 50.0 | 10 | 2 | 0 | 0 | 4 | 2 | 0 | 0 |

2012 Tennessee Titans

| Date | Opp | W/L | P/S | Tot | Solo | Asst | Sk | - Yds | QBP | TFL | Int | - Yds | -TD | PD | FF | FR | - Yds | SpT |
|---------------|-------|-----|-----|-------------|-------------|-----------|----------|----------|------------|-------------|----------|----------|----------|----------|----------|----------|----------|----------|
| Sept 9 | NE | L | S | 0 | 0 | 0 | 0.0 | 0.0 | 1 | 0 | 0 | 0 | 0 | 0 | 0 | 0 | 0 | 0 |
| Sept 16 | @ SD | L | p | 1 | 1 | 0 | 0.0 | 0.0 | 0 | 0 | 0 | 0 | 0 | 0 | 0 | 0 | 0 | 0 |
| Sept 23 | Det | W | p | 2 | 0 | 2 | 0.0 | 0.0 | 0 | 0 | 0 | 0 | 0 | 0 | 0 | 0 | 0 | 0 |
| Sept 30 | @ Hou | L | p | 1 | 0 | 1 | 0.0 | 0.0 | 0 | 0 | 0 | 0 | 0 | 0 | 0 | 0 | 0 | 0 |
| Oct 7 | @ Min | L | p | 1 | 0 | 1 | 0.0 | 0.0 | 1 | 0 | 0 | 0 | 0 | 0 | 0 | 0 | 0 | 0 |
| Oct 11 | Pit | W | p | 1 | 1 | 0 | 0.0 | 0.0 | 0 | 0 | 0 | 0 | 0 | 0 | 0 | 0 | 0 | 0 |
| Oct 21 | @ Buf | W | p | 0 | 0 | 0 | 0.0 | 0.0 | 0 | 0 | 0 | 0 | 0 | 0 | 0 | 0 | 0 | 0 |
| Oct 28 | Ind | L | p | 0 | 0 | 0 | 0.0 | 0.0 | 0 | 0 | 0 | 0 | 0 | 0 | 0 | 0 | 0 | 0 |
| Nov 4 | Chi | L | p | 0 | 0 | 0 | 0.0 | 0.0 | 0 | 0 | 0 | 0 | 0 | 0 | 0 | 0 | 0 | 0 |
| Nov 11 | @ Mia | W | p | 1 | 1 | 0 | 0.0 | 0.0 | 0 | 0 | 0 | 0 | 0 | 0 | 0 | 0 | 0 | 0 |
| Nov 25 | @ Jax | L | p | 1 | 1 | 0 | 1.0 | 2.0 | 0 | 0 | 0 | 0 | 0 | 0 | 0 | 0 | 0 | 0 |
| Dec 2 | Hou | L | p | 0 | 0 | 0 | 0.0 | 0.0 | 0 | 0 | 0 | 0 | 0 | 0 | 0 | 0 | 0 | 0 |
| Dec 9 | @ Ind | L | p | 3 | 3 | 0 | 2.0 | 16.0 | 1 | 1 | 0 | 0 | 0 | 1 | 0 | 0 | 0 | 0 |
| Dec 17 | NYJ | W | p | 0 | 0 | 0 | 0.0 | 0.0 | 0 | 0 | 0 | 0 | 0 | 0 | 0 | 0 | 0 | 0 |
| Dec 23 | @ GB | L | p | 0 | 0 | 0 | 0.0 | 0.0 | 0 | 0 | 0 | 0 | 0 | 0 | 0 | 0 | 0 | 0 |
| Dec 30 | Jax | W | p | 1 | 1 | 0 | 0.5 | 2.0 | 2 | 0 | 0 | 0 | 0 | 0 | 0 | 0 | 0 | 0 |
| Totals | | | | 6-10 | 16/1 | 12 | 8 | 4 | 3.5 | 20.0 | 5 | 1 | 0 | 0 | 1 | 0 | 0 | 0 |

2013 Tennessee Titans

| Date | Opp | W/L | P/S | Tot | Solo | Asst | Sk | - Yds | QBP | TFL | Int | - Yds | -TD | PD | FF | FR | - Yds | SpT |
|---------------|-------|-----|-----|------------|-------------|-----------|-----------|-----------|------------|-------------|----------|----------|----------|----------|----------|----------|----------|----------|
| Sept 8 | @ Pit | W | p | 2 | 0 | 2 | 0.0 | 0.0 | 0 | 0 | 0 | 0 | 0 | 0 | 0 | 0 | 0 | 0 |
| Sept 15 | @ Hou | L | S | 1 | 1 | 0 | 0.0 | 0.0 | 0 | 0 | 0 | 0 | 0 | 0 | 0 | 0 | 0 | 0 |
| Sept 22 | SD | W | p | 3 | 2 | 1 | 0.0 | 0.0 | 0 | 0 | 0 | 0 | 0 | 0 | 0 | 0 | 0 | 0 |
| Sept 29 | NYJ | W | p | 3 | 1 | 2 | 1.0 | 16.0 | 0 | 0 | 0 | 0 | 0 | 0 | 1 | 1 | 0 | 0 |
| Oct 6 | KC | L | p | 2 | 1 | 1 | 0.0 | 0.0 | 1 | 0 | 0 | 0 | 0 | 0 | 0 | 0 | 0 | 0 |
| Oct 13 | @ Sea | L | p | 1 | 1 | 0 | 0.0 | 0.0 | 0 | 0 | 0 | 0 | 0 | 0 | 0 | 0 | 0 | 0 |
| Oct 20 | SF | L | p | 1 | 0 | 1 | 0.0 | 0.0 | 0 | 0 | 0 | 0 | 0 | 0 | 0 | 0 | 0 | 0 |
| Nov 3 | @ STL | W | p | 1 | 1 | 0 | 0.0 | 0.0 | 0 | 0 | 0 | 0 | 0 | 0 | 0 | 0 | 0 | 0 |
| Nov 10 | Jax | L | S | 0 | 0 | 0 | 0.0 | 0.0 | 0 | 0 | 0 | 0 | 0 | 0 | 0 | 0 | 0 | 0 |
| Nov 14 | Ind | L | p | 1 | 1 | 0 | 0.0 | 0.0 | 0 | 0 | 0 | 0 | 0 | 0 | 0 | 0 | 0 | 0 |
| Nov 24 | @ Oak | W | p | 0 | 0 | 0 | 0.0 | 0.0 | 1 | 0 | 0 | 0 | 0 | 0 | 0 | 0 | 0 | 0 |
| Dec 1 | @ Ind | L | p | 3 | 2 | 1 | 1.0 | 7.0 | 1 | 0 | 0 | 0 | 0 | 1 | 1 | 0 | 0 | 0 |
| Dec 8 | @ Den | L | S | 5 | 1 | 4 | 0.0 | 0.0 | 0 | 0 | 0 | 0 | 0 | 0 | 0 | 0 | 0 | 0 |
| Dec 15 | Ari | L | p | 0 | 0 | 0 | 0.0 | 0.0 | 0 | 0 | 0 | 0 | 0 | 1 | 0 | 0 | 0 | 0 |
| Dec 22 | @ Jax | W | p | 1 | 1 | 0 | 0.0 | 0.0 | 0 | 0 | 0 | 0 | 0 | 0 | 0 | 0 | 0 | 0 |
| Dec 29 | Hou | W | p | 2 | 2 | 0 | 0.0 | 0.0 | 1 | 0 | 0 | 0 | 0 | 0 | 0 | 0 | 0 | 0 |
| Totals | | | | 7-9 | 16/3 | 26 | 14 | 12 | 2.0 | 23.0 | 4 | 0 | 0 | 0 | 2 | 2 | 1 | 0 |

2014 Tennessee Titans

| Date | Opp | W/L | P/S | Tot | Solo | Asst | Sk | - Yds | QBP | TFL | Int | - Yds | -TD | PD | FF | FR | - Yds | SpT |
|---------|-------|-----|-----|-----|------|------|-----|-------|-----|-----|-----|-------|-----|----|----|----|-------|-----|
| Sept 7 | @ KC | W | p | 2 | 1 | 1 | 1.0 | 7.0 | 1 | 0 | 0 | 0 | 0 | 0 | 0 | 0 | 0 | 0 |
| Sept 14 | Dal | L | p | 3 | 2 | 1 | 0.0 | 0.0 | 0 | 0 | 0 | 0 | 0 | 0 | 0 | 0 | 0 | 0 |
| Sept 21 | @ Cin | L | p | 2 | 1 | 1 | 0.0 | 0.0 | 0 | 0 | 0 | 0 | 0 | 0 | 0 | 0 | 0 | 0 |
| Sept 28 | @ Ind | L | p | 4 | 2 | 2 | 0.0 | 0.0 | 0 | 0 | 0 | 0 | 0 | 0 | 0 | 0 | 0 | 0 |
| Oct 5 | Cle | L | p | 0 | 0 | 0 | 0.0 | 0.0 | 0 | 0 | 0 | 0 | 0 | 0 | 0 | 0 | 0 | 0 |
| Oct 12 | Jax | W | p | 2 | 1 | 1 | 1.0 | 8.0 | 0 | 0 | 0 | 0 | 0 | 0 | 0 | 0 | 0 | 0 |
| Oct 19 | @ Was | L | p | 2 | 2 | 0 | 0.0 | 0.0 | 0 | 2 | 0 | 0 | 0 | 0 | 0 | 0 | 0 | 0 |
| Oct 26 | Hou | L | p | 3 | 2 | 1 | 0.0 | 0.0 | 0 | 0 | 0 | 0 | 0 | 0 | 0 | 0 | 0 | 0 |
| Nov 9 | @ Bal | L | p | 2 | 2 | 0 | 0.0 | 0.0 | 0 | 0 | 0 | 0 | 0 | 0 | 0 | 0 | 0 | 0 |
| Nov 17 | Pit | L | p | 2 | 2 | 0 | 0.0 | 0.0 | 0 | 0 | 0 | 0 | 0 | 0 | 0 | 0 | 0 | 0 |
| Nov 23 | @ Phi | L | p | 3 | 1 | 2 | 0.0 | 0.0 | 0 | 0 | 0 | 0 | 0 | 0 | 0 | 0 | 0 | 0 |
| Nov 30 | @ Hou | L | p | 3 | 2 | 1 | 0.0 | 0.0 | 1 | 1 | 0 | 0 | 0 | 0 | 0 | 0 | 0 | 0 |

| | | | | | | | | | | | | | | | | | | |
|---------------|-------|---|---|-------------|-------------|-----------|-----------|-----------|------------|-------------|----------|----------|----------|----------|----------|----------|----------|----------|
| Dec 7 | NYG | L | p | 0 | 0 | 0 | 0.0 | 0.0 | 0 | 0 | 0 | 0 | 0 | 0 | 0 | 0 | 0 | 0 |
| Dec 14 | NYJ | L | p | 2 | 2 | 0 | 0.0 | 0.0 | 3 | 1 | 0 | 0 | 0 | 0 | 0 | 0 | 0 | 0 |
| Dec 18 | @ Jax | L | p | 1 | 1 | 0 | 0.0 | 0.0 | 0 | 1 | 0 | 0 | 0 | 0 | 0 | 0 | 0 | 0 |
| Dec 28 | Ind | L | p | 0 | 0 | 0 | 0.0 | 0.0 | 0 | 0 | 0 | 0 | 0 | 0 | 0 | 0 | 0 | 0 |
| Totals | | | | 2-14 | 16/0 | 31 | 21 | 10 | 2.0 | 15.0 | 5 | 5 | 0 | 0 | 0 | 0 | 0 | 0 |

2015 Tennessee Titans

| Date | Opp | W/L | P/S | Tot | Solo | Asst | Sk | - Yds | QBP | TFL | Int | - Yds | -TD | PD | FF | FR | - Yds | SpT |
|---------------|-------|-----|-----|-------------|-------------|-----------|-----------|-----------|------------|-------------|-----------|----------|----------|----------|----------|----------|----------|----------|
| Sept 13 | @ TB | W | p | 4 | 1 | 3 | 0.0 | 0.0 | 2 | 0 | 0 | 0 | 0 | 0 | 0 | 0 | 0 | 0 |
| Sept 20 | @ Cle | L | p | 0 | 0 | 0 | 0.0 | 0.0 | 0 | 0 | 0 | 0 | 0 | 0 | 0 | 0 | 0 | 0 |
| Sept 27 | Ind | L | p | 3 | 2 | 1 | 1.0 | 4.0 | 1 | 0 | 0 | 0 | 0 | 0 | 1 | 0 | 0 | 0 |
| Oct 11 | Buf | L | p | 0 | 0 | 0 | 0.0 | 0.0 | 0 | 0 | 0 | 0 | 0 | 0 | 0 | 0 | 0 | 0 |
| Oct 18 | Mia | L | p | 0 | 0 | 0 | 0.0 | 0.0 | 1 | 0 | 0 | 0 | 0 | 0 | 0 | 0 | 0 | 0 |
| Oct 25 | Atl | L | p | 1 | 0 | 1 | 0.0 | 0.0 | 1 | 0 | 0 | 0 | 0 | 0 | 0 | 0 | 0 | 0 |
| Nov 1 | @ Hou | L | p | 1 | 1 | 0 | 1.0 | 8.0 | 0 | 0 | 0 | 0 | 0 | 0 | 0 | 0 | 0 | 0 |
| Nov 8 | @ NO | W | p | 2 | 0 | 2 | 0.0 | 0.0 | 1 | 0 | 0 | 0 | 0 | 0 | 0 | 0 | 0 | 0 |
| Nov 15 | Car | L | p | 0 | 0 | 0 | 0.0 | 0.0 | 1 | 0 | 0 | 0 | 0 | 0 | 0 | 0 | 0 | 0 |
| Nov 19 | @ Jax | L | p | 1 | 1 | 0 | 0.0 | 0.0 | 2 | 0 | 0 | 0 | 0 | 0 | 0 | 0 | 0 | 0 |
| Nov 29 | Oak | L | p | 1 | 0 | 1 | 0.0 | 0.0 | 2 | 0 | 0 | 0 | 0 | 1 | 0 | 0 | 0 | 0 |
| Dec 6 | Jax | W | p | 2 | 1 | 1 | 0.5 | 5.5 | 0 | 0 | 0 | 0 | 0 | 0 | 0 | 0 | 0 | 0 |
| Dec 13 | @ NYJ | L | p | 3 | 3 | 0 | 1.0 | 7.0 | 2 | 0 | 0 | 0 | 0 | 0 | 0 | 0 | 0 | 0 |
| Dec 20 | @ NE | L | p | 4 | 2 | 2 | 0.5 | 3.5 | 3 | 0 | 0 | 0 | 0 | 0 | 0 | 0 | 0 | 0 |
| Dec 27 | Hou | L | p | 3 | 2 | 1 | 0.0 | 0.0 | 1 | 0 | 0 | 0 | 0 | 0 | 0 | 0 | 0 | 0 |
| Jan 3 | @ Ind | L | p | 1 | 0 | 1 | 0.0 | 0.0 | 2 | 0 | 0 | 0 | 0 | 0 | 0 | 0 | 0 | 0 |
| Totals | | | | 3-13 | 16/0 | 26 | 13 | 13 | 4.0 | 28.0 | 19 | 0 | 0 | 0 | 0 | 1 | 1 | 0 |

2016 Tennessee Titans

| Date | Opp | W/L | P/S | Tot | Solo | Asst | Sk | - Yds | QBP | TFL | Int | - Yds | -TD | PD | FF | FR | - Yds | SpT |
|---------|-------|--|------|-----|------|------|-----|-------|-----|-----|-----|-------|-----|----|----|----|-------|-----|
| Sept 11 | Min | L | p | 2 | 2 | 0 | 0.0 | 0.0 | 0 | 0 | 0 | 0 | 0 | 0 | 0 | 0 | 0 | 0 |
| Sept 18 | @ Det | W | p | 4 | 3 | 1 | 1.0 | 6.0 | 2 | 0 | 0 | 0 | 0 | 0 | 0 | 0 | 0 | 0 |
| Sept 25 | Oak | L | p | 1 | 0 | 1 | 0.0 | 0.0 | 2 | 0 | 0 | 0 | 0 | 0 | 0 | 0 | 0 | 0 |
| Oct 2 | @ Hou | L | p | 5 | 2 | 3 | 0.0 | 0.0 | 0 | 0 | 0 | 0 | 0 | 0 | 0 | 0 | 0 | 0 |
| Oct 9 | @ Mia | W | S | 2 | 2 | 0 | 0.0 | 0.0 | 4 | 0 | 0 | 0 | 0 | 0 | 0 | 0 | 0 | 0 |
| Oct 16 | Cle | W | S | 3 | 3 | 0 | 0.0 | 0.0 | 2 | 1 | 0 | 0 | 0 | 0 | 0 | 0 | 0 | 0 |
| Oct 23 | Ind | L | p | 3 | 0 | 3 | 0.5 | 3.0 | 1 | 0 | 0 | 0 | 0 | 1 | 0 | 0 | 0 | 0 |
| Oct 27 | Jax | W | p | 0 | 0 | 0 | 0.0 | 0.0 | 0 | 0 | 0 | 0 | 0 | 0 | 0 | 0 | 0 | 0 |
| Nov 6 | @ SD | L | p | 2 | 1 | 1 | 0.0 | 0.0 | 1 | 0 | 0 | 0 | 0 | 0 | 0 | 0 | 0 | 0 |
| Nov 13 | GB | W | p | 1 | 0 | 1 | 0.0 | 0.0 | 0 | 0 | 0 | 0 | 0 | 0 | 0 | 0 | 0 | 0 |
| Nov 20 | @ Ind | L | p | 0 | 0 | 0 | 0.0 | 0.0 | 2 | 0 | 0 | 0 | 0 | 0 | 0 | 0 | 0 | 0 |
| Nov 27 | @ Chi | W | p | 1 | 0 | 1 | 0.0 | 0.0 | 1 | 0 | 0 | 0 | 0 | 0 | 0 | 0 | 0 | 0 |
| Dec 11 | Den | W | S | 1 | 1 | 0 | 0.0 | 0.0 | 3 | 0 | 0 | 0 | 0 | 0 | 0 | 0 | 0 | 0 |
| Dec 18 | @ KC | W | p | 0 | 0 | 0 | 0.0 | 0.0 | 0 | 0 | 0 | 0 | 0 | 0 | 0 | 0 | 0 | 0 |
| Dec 24 | @ Jax | Placed on injured reserve on Dec. 21, 2016 | | | | | | | | | | | | | | | | |
| Jan 1 | Hou | | | | | | | | | | | | | | | | | |
| Totals | | 9-7 | 14/3 | 25 | 14 | 11 | 1.5 | 9.0 | 18 | 1 | 0 | 0 | 0 | 1 | 0 | 0 | 0 | 0 |

KARL KLUG'S NFL STATISTICS

REGULAR SEASON

| | | TACKLES | | | | | | | | | INTERCEPTIONS | | | | | FUMBLES | | | |
|-------------------|-----------|------------|----------|------------|------------|-----------|-------------|--------------|-----------|-----------|---------------|----------|----------|----------|----------|----------|----------|----------|----------|
| Year | Team | GP | GS | Tot | Solo | Asst | Sk | Yds | QBP | TFL | No | Yds | Lg | TD | PD | FF | FR | Yds | SpT |
| 2011 | Tennessee | 16 | 1 | 32 | 18 | 14 | 7.0 | 50.0 | 10 | 2 | 0 | 0 | 0 | 0 | 4 | 2 | 0 | 0 | 0 |
| 2012 | Tennessee | 16 | 1 | 12 | 8 | 4 | 3.5 | 20.0 | 5 | 1 | 0 | 0 | 0 | 0 | 1 | 0 | 0 | 0 | 0 |
| 2013 | Tennessee | 16 | 3 | 26 | 14 | 12 | 2.0 | 23.0 | 4 | 0 | 0 | 0 | 0 | 0 | 2 | 2 | 1 | 0 | 0 |
| 2014 | Tennessee | 16 | 0 | 31 | 21 | 10 | 2.0 | 15.0 | 5 | 5 | 0 | 0 | 0 | 0 | 0 | 0 | 0 | 0 | 0 |
| 2015 | Tennessee | 16 | 0 | 26 | 13 | 13 | 4.0 | 28.0 | 19 | 0 | 0 | 0 | 0 | 0 | 1 | 1 | 0 | 0 | 0 |
| 2016 | Tennessee | 14 | 3 | 25 | 14 | 11 | 1.5 | 9.0 | 18 | 1 | 0 | 0 | 0 | 0 | 1 | 0 | 0 | 0 | 0 |
| 2017 | Tennessee | 15 | 0 | 26 | 15 | 11 | 1.5 | 8.0 | 6 | 1 | 0 | 0 | 0 | 0 | 0 | 0 | 0 | 0 | 0 |
| NFL Totals | | 109 | 8 | 178 | 103 | 75 | 21.5 | 153.0 | 67 | 10 | 0 | 0 | 0 | 0 | 9 | 5 | 1 | 0 | 0 |

PLAYOFFS

| | | TACKLES | | | | | | | | | INTERCEPTIONS | | | | | FUMBLES | | | |
|-------------------|-----------|----------|----------|----------|----------|----------|------------|------------|----------|----------|---------------|----------|----------|----------|----------|----------|----------|----------|----------|
| Year | Team | GP | GS | Tot | Solo | Asst | Sk | Yds | QBP | TFL | No | Yds | Lg | TD | PD | FF | FR | Yds | SpT |
| 2017 | Tennessee | 2 | 0 | 0 | 0 | 0 | 0.0 | 0.0 | 3 | 0 | 0 | 0 | 0 | 0 | 0 | 0 | 0 | 0 | 0 |
| NFL Totals | | 2 | 0 | 0 | 0 | 0 | 0.0 | 0.0 | 3 | 0 | 0 | 0 | 0 | 0 | 0 | 0 | 0 | 0 | 0 |

Single-Game Highs

Tackles - 5 (Twice, last at Houston 10/2/16)
 Sacks - 2 (Twice, last at Indianapolis 12/9/12)
 Tackles For Loss - 2 at Washington (10/19/14)
 Forced Fumbles - 2 vs. Baltimore (9/18/11)
 Fumble Recovery - 1 vs. N.Y. Jets (9/29/13)
 Touchdowns - 1 vs. N.Y. Jets (9/29/13)

Playoff Single-Game Highs

Quarterback Pressures - [2 at New England \(1/13/18\)](#)

Additional Statistics

Kickoff Returns - 2 for 32 yards (2014)
 Reception - 1 for seven yards vs. N.Y. Giants (12/7/14)



61 COREY LEVIN

GUARD/CENTER • 6'4" • 307 LBS • COLLEGE: CHATTANOOGA
ACQUIRED: 6TH ROUND - 2017 • NFL EXPERIENCE: ROOKIE
HOMETOWN: DACULA, GA.
GAMES PLAYED/GAMES STARTED: 0/0 (PLAYOFFS: 0/0)



PRO: The Titans selected Corey Levin with the 34th pick of the sixth round (217th overall) of the 2017 NFL Draft. The 6-foot-4-inch, 307-pounder has the versatility to play along the offensive line at both guard and center. The Dacula, Ga. native was a three-time All-American at Chattanooga where he also started 51 career games, including 45 consecutive contests.

TITANS TIDBITS:

- Levin is the first member of his immediate family to graduate from college.
- A multi-sport athlete in high school, Levin also competed in baseball as a pitcher and third baseman.
- A four-year starter at Chattanooga, Levin first began playing football at age five.

CAREER TRANSACTIONS:

- The Dacula, Ga. native was selected by the Titans in the sixth round (217th overall) of the 2017 NFL Draft.

SEASON RECAPS:

2017 (0/0, 0/0): Did not play in two games and was inactive for 14 contests. Was inactive for both postseason games.

- Against Oakland (9/10), was inactive.
- At Jacksonville (9/17), was inactive.
- Against Seattle (9/24), was inactive.
- At Houston (10/1), was inactive.
- At Miami (10/8), was inactive.
- Against Indianapolis (10/16), was inactive.
- At Cleveland (10/22), was inactive.
- Against Baltimore (11/5), suited up but did not play.
- Against Cincinnati (11/12), did not play.
- At Pittsburgh (11/16), was inactive.
- At Indianapolis (11/26), was inactive.
- Against Houston (12/3), was inactive.
- At Arizona (12/10), was inactive.
- At San Francisco (12/17), was inactive.
- Against Los Angeles Rams (12/24), was inactive.
- Against Jacksonville (12/31), was inactive.
- At Kansas City (1/6), was inactive.
- At New England (1/13), was inactive.

COLLEGE:

- In four seasons at Chattanooga (2013-16), Levin appeared in 52 career games with 51 starts, 45 of which were consecutive. A three-year starter on the offensive line, Levin proved his versatility making starts at left guard and at both left and right tackle. Three of Chattanooga's top five rushing totals in school history came with Levin starting on the offensive line, and he is one of only five three-time All-Americans in school history.

AS A SENIOR (2016), started all 13 games with 12 coming at left guard and one at right tackle. Named first-team All-American by the American Football Coaches Association and earned second-team All-American honors from the Associated Press. Also named first team All-SoCon by the league's coaches and media for the second consecutive year.

- At Furman (9/17), started at right tackle.

AS A JUNIOR (2015), started all 13 games with seven starts at left tackle and six at left guard. Named first-team All-American by the AFCA and second-team All-American by the Associated Press. Earned the Jacobs Blocking Award for the second consecutive year and became the first

player in Chattanooga history to win that honor twice.

AS A SOPHOMORE (2014), started all 14 games with three starts at left tackle and 11 at left guard. Earned the Jacobs Blocking Award given to the top offensive lineman in the Southern Conference and was the first Moc to win the award since 1983. Named first-team All-SoCon by the league's coaches and media and earned third-team All-American honors by Sports Network.

AS A FRESHMAN (2013), appeared in all 12 games with 11 starts at left tackle. Named to the Southern Conference All-Freshman Team as well as the College Sports Journal FCS National All-Freshman Second Team.

- Redshirted in 2012.
- Graduated from Chattanooga in December 2016 with a degree in exercise science.

PERSONAL:

- Attended Dacula (Ga.) High School where he was named team captain and made the Gwinnett County All-Star team.
- Son of Grant and Linda Levin.
- Has three older sisters, Jennifer, Heather and Tiffany.
- Father, Grant, played golf at Florida International.
- Follow Levin on Twitter and Instagram at @Coreylevin62.
- List of favorites: (TV show) "Shameless"; (movie) "Varsity Blues"; (musician) Red Hot Chili Peppers; (athlete as a child) Ed Reed; and (food) pizza.
- Born Corey Michael Levin on Aug. 12, 1994 in Dacula, Ga.

COREY LEVIN'S COLLEGE STATS

REGULAR SEASON

| Year | Team | GP | GS |
|-----------------------|-------------|-----------|-----------|
| 2012 | Chattanooga | | Redshirt |
| 2013 | Chattanooga | 12 | 11 |
| 2014 | Chattanooga | 14 | 14 |
| 2015 | Chattanooga | 13 | 13 |
| 2016 | Chattanooga | 13 | 13 |
| College Totals | | 52 | 51 |

Starts Breakdown:

2013 - LT 11; 2014 - LT 3, LG 11; 2015 - LT 7, LG 6;
2016 - LG 12, RT 1

COREY LEVIN'S NFL STATISTICS

REGULAR SEASON

| Year | Team | GP | GS |
|-------------------|-----------|----------|----------|
| 2017 | Tennessee | 0 | 0 |
| NFL Totals | | 0 | 0 |

PLAYOFFS

| Year | Team | GP | GS |
|-------------------|-----------|----------|----------|
| 2017 | Tennessee | 0 | 0 |
| NFL Totals | | 0 | 0 |



77 TAYLOR LEWAN

TACKLE • 6'7" • 309 LBS • COLLEGE: MICHIGAN

ACQUIRED: 1ST ROUND - 2014 • NFL EXPERIENCE (NFL/TITANS): 4/4

HOMETOWN: CAVE CREEK, ARIZ.

GAMES PLAYED/GAMES STARTED: 58/53 (PLAYOFFS: 2/2)



Pro Bowl: 2016, 2017

PRO: With the 11th overall selection in the 2014 NFL Draft, the Titans selected former Michigan left tackle Taylor Lewan (pronounced leh-WAHN). The 6-foot-7-inch, 309-pound lineman possesses the measurables, athleticism and commitment to be a mainstay in the lineup for years to come. An outgoing personality off the field, he is tenacious and aggressive on it. At Michigan, he was a four-year starter, anchoring the line at left tackle for 48 career starts. Lewan became the first offensive tackle selected by the Titans/Oilers in the first round since tackle Brad Hopkins (13th overall) in 1993.

CAREER HIGHLIGHTS:

- In 2016, Lewan was named to his first career Pro Bowl after starting all 16 games at left tackle and blocking for the NFL's third-ranked rushing attack which averaged 136.7 rush yards per game.
- In 2015, Lewan started 15 games at left tackle in his second NFL campaign.
- Lewan was named the Big Ten Conference Offensive Lineman of the Year in 2012 and 2013.
- At the conclusion of the 2011 season, during which Lewan helped pave the way for a pair of 1,000-yard rushers (Denard Robinson and Fitzgerald Toussaint), the Wolverines scored an overtime victory over Virginia Tech in the Sugar Bowl.

TITANS TIDBITS:

- Lewan chose to wear jersey number 77 at Michigan and then at the pro level because of the legacy of Wolverine tackles who have donned the number, including Jake Long and Jon Jansen.
- His father, Dave, was a defensive lineman at the University of Minnesota.
- Lewan has a mustache tattooed on his right index finger and a stick figure tattooed on the outside edge of his right hand that he calls his "right-hand man."
- One of Lewan's close friends is former Carolina Panthers defensive end Craig Roh. The two played together as high school seniors and then went to Michigan at the same time.
- At the 2014 NFL Scouting Combine, Lewan ran the 40-yard dash in 4.87 seconds, beating all other offensive linemen in his class and clocking the fourth-fastest time among offensive linemen from 2010-14. He also ranked among the top offensive linemen at the 2014 combine in the broad jump (first at nine feet, nine inches), vertical jump (tied for third at 30.5 inches) and three-cone drill (fourth at 7.39 seconds).

CAREER TRANSACTIONS:

- A native of Cave Creek, Ariz., Lewan was selected by the Titans in the first round (11th overall) of the 2014 NFL Draft.

SEASON RECAPS:

- 2017 (16/16, 2/2):** Named to his second consecutive Pro Bowl. Started all 16 games and both postseason contests at left tackle.
- Against Oakland (9/10), started at left tackle and was a part of an offensive line that helped produce 350 total yards and allow just one sack on 41 pass attempts.
 - At Jacksonville (9/17), started at left tackle and opened holes for a rushing attack that amassed 179 yards on 36 carries (5.0 avg.). Member of a unit that allowed just one sack on 27 pass attempts.
 - Against Seattle (9/24), started at left tackle and helped block for Titans' ball carriers to collect 195 rushing yards on 35 carries (5.6 avg.). Member of an offensive front that did not allow a sack on 32 pass attempts.
 - At Houston (10/1), started at left tackle.

- At Miami (10/8), started at left tackle but left the game in the second quarter with an injury.
- Against Indianapolis (10/16), started at left tackle and was a member of an offensive front that helped produce 473 total yards and allow just one sack for one yard on 32 pass attempts.
- At Cleveland (10/22), started at left tackle.
- Against Baltimore (11/5), started at left tackle in his 50th career game.
- Against Cincinnati (11/12), started at left tackle and helped open holes for Titans' rushers to gain 180 yards on the ground.
- At Pittsburgh (11/16), started at left tackle.
- At Indianapolis (11/26), started at left tackle and was a part of an offensive front that did not allow a sack on 25 pass attempts.
- Against Houston (12/3), started at left tackle and helped open holes for Titans' ball carriers to gain 198 yards on 25 carries with two scores on the ground.
- At Arizona (12/10), started at left tackle but left the game in the second quarter with an injury.
- At San Francisco (12/17), started at left tackle and was a part of an offensive front that allowed just one sack on 33 pass attempts.
- Against Los Angeles Rams (12/24), started at left tackle and was a member of an offensive line that allowed just one sack on 39 pass attempts.
- Against Jacksonville (12/31), started at left tackle.
- At Kansas City (1/6), started at left tackle in his first career postseason game and helped open holes for Titans' ball carriers to gain 202 rushing yards on 31 carries (6.5 avg.).
- At New England (1/13), started at left tackle.

2016 (16/16): Named to the Pro Bowl. Started all 16 games at left tackle for the first time in his career and was a part of an offensive front that blocked for the NFL's third-ranked rushing attack which averaged 136.7 rush yards per game.

- At Detroit (9/18), started at left tackle and blocked for an offense that amassed 363 total yards in a 16-15 comeback win.
- Against Oakland (9/25), started at left tackle and was a part of an offensive line that helped produce 393 total yards and allow just one sack on 33 pass attempts.
- At Miami (10/9), started at left tackle and was a member of an offensive front that opened holes for Titans' rushers to gain 235 yards on the ground and did not allow a sack on 29 pass attempts.
- Against Cleveland (10/16), started at left tackle and blocked for an offense that compiled a season-high 407 total yards, including 137 rushing yards.
- Against Indianapolis (10/23), started at left tackle. Gave the Titans a 6-0 lead with his first career reception, a 10-yard touchdown, on a tackle eligible play with 9:14 left to play in the first quarter.
- Against Jacksonville (10/27), started at left tackle and opened holes for Titans' ball carriers to accumulate 214 yards on the ground. Was a part of an offensive front that did not allow a sack in 23 pass attempts.
- At San Diego (11/6), started at left tackle and was a part of an offensive line that did not allow a sack on 43 pass attempts.
- Against Green Bay (11/13), started at left tackle but was disqualified early in the first quarter for contacting an official.
- At Indianapolis (11/20), started at left tackle but left the game late in the fourth quarter with an injury.
- At Chicago (11/27), started at left tackle and was a member of an offensive front that did not allow a sack on 23 pass attempts. Blocked for Titans' ball carriers to gain 149 yards on the ground.
- Against Denver (12/11), started at left tackle and was a part of an offensive line that opened holes for Titans' rushers to amass 180 rushing yards on 42 carries in a 13-10 victory over the Broncos.

- At Kansas City (12/18), started at left tackle and helped pave the way for Titans' ball carriers to gain 148 yards on the ground. Member of an offensive front that allowed just one sack for zero yards on 33 pass attempts.

2015 (15/15): Started 15 games at left tackle. Was inactive for the regular season finale.

- At Tampa Bay (9/13), started at left tackle and was a member of an offensive front that opened holes for Titans rushers to gain 124 yards on the ground.
- At Cleveland (9/20), started at left tackle and helped block for Titans ball carriers to amass 166 rushing yards on 30 carries.
- Against Indianapolis (9/27), started at left tackle and helped protect Marcus Mariota, allowing him to pass for 367 yards.
- At New Orleans (11/8), started at left tackle and was a member of an offensive line that did not allow a sack on 39 pass attempts and allowed Marcus Mariota to throw for 371 yards and four touchdowns.
- Against Jacksonville (12/6), started at left tackle and helped block for a Titans' offense that amassed 467 total yards.

2014 (11/6): Named to the *Pro Football Writers of America* All-Rookie team. Appeared in 11 games with six starts at left tackle during his rookie campaign. Was inactive for the final five games because of injury. Made his NFL debut at Kansas City (9/7/14). Made his first career NFL start at left tackle against Jacksonville (10/12/14).

- At Kansas City (9/7), made his NFL debut as a reserve on special teams. Lined up at left tackle late in the fourth quarter.
- Against Jacksonville (10/12), made his first career NFL start at left tackle.
- Against Pittsburgh (11/17), started at left tackle and was a part of an offensive front that did not allow a sack on 24 pass attempts.
- At Philadelphia (11/23), started at left tackle and left the game midway through the fourth quarter with an injury.

COLLEGE:

- In four seasons at Michigan, Lewan appeared in 50 games with 48 starts at left tackle. He started the final 41 games of his career.
- As a senior (2013), started all 13 games at left tackle for the third consecutive season. Named first-team All-American by *Sporting News*, second-team All-American by Walter Camp, *Associated Press*, *CBSSports.com* and *SI.com*. Won the Hugh R. Rader Memorial Award for U-M's top offensive lineman and named Big Ten Rimington-Pace Offensive Lineman of the Year for second consecutive season. Added first-team All-Big Ten (coaches and media), *Sporting News* All-Big Ten, *Athlon Sports* All-Big Ten honors.
- As a junior (2012), started all 13 games at left tackle. Named first-team All-American by Walter Camp, *Associated Press*, *ESPN.com* and *SI.com*. Added Big Ten Rimington-Pace Offensive Lineman of the Year, first-team All-Big Ten (coaches and media), second-team *CBSSports.com* All-American, second-team Phil Steele Postseason All-American, first-team Phil Steele Postseason All-Big Ten, Hugh R. Rader Memorial Award. Against Massachusetts (9/15), scored a touchdown on a fumble recovery to become the first Michigan offensive lineman since 1948 (Bob Erben) to score a touchdown.
- As a sophomore (2011), started all 13 games at left tackle and helped the Wolverines to a Sugar Bowl title. Named second-team All-Big Ten by the league's coaches and honorable mention from the media.
- As a redshirt freshman (2010), appeared in 11 games and started nine contests at left tackle. Named second-team Freshman All-American by *CollegeFootballNews.com*.
- Graduated in December 2013 with a degree in general studies.

PERSONAL:

- Married to Taylin and the couple have a daughter born on July 5, 2017.
- Attended Chaparral (Scottsdale, Ariz.) High School for his senior year

(2009) after spending three years at Cactus Shadows (Phoenix, Ariz.) High School. Played offensive line for the first time as a senior after previously lining up on the defensive line.

- As a senior, started every game and helped lead his team to the 2008 Class 4A-I State Championship Game.
- Senior honors included SuperPrep All-American; Under Armour All-American game participant; Frank Kush Award as the state of Arizona's top interior offensive lineman; *Arizona Republic* and *East Valley Tribune* first-team All-State; and *Desert Sky* first-team All-Region.
- Totaled 96 tackles and seven sacks as a defensive lineman, including 46 tackles and two sacks as a junior.
- Follow Lewan on Twitter at @TaylorLewan77.
- Follow Lewan on Instagram at @taylorlewan.
- List of favorites: (movies) "Animal House," "Wedding Crashers"; (TV show) "Scrubs"; (actor) Vince Vaughn; (music artist) Eric Church; (school subjects) history; (car) Ford; (favorite athlete as a child) John Elway; (video game) Super Smash Bros.; and (food) "Anything chicken."
- Born Taylor Curtis Lewan on July 22, 1991 in Loomis, Calif.

TAYLOR LEWAN'S NFL STATISTICS

REGULAR SEASON

| Year | Team | GP | GS |
|-------------------|-----------|-----------|-----------|
| 2014 | Tennessee | 11 | 6 |
| 2015 | Tennessee | 15 | 15 |
| 2016 | Tennessee | 16 | 16 |
| 2017 | Tennessee | 16 | 16 |
| NFL Totals | | 58 | 53 |

PLAYOFFS

| Year | Team | GP | GS |
|-------------------|-----------|----------|----------|
| 2017 | Tennessee | 2 | 2 |
| NFL Totals | | 2 | 2 |

Starts Breakdown:

2014 - LT 6; 2015 - LT 15; 2016 - LT 16; 2017 - LT 16
(Playoffs - LT 2)

Additional Career Statistics

Misc. Tackles - 2 (2015), 3 (2016)

Receptions - 10-yard touchdown vs. Indianapolis (10/23/16)



8 MARCUS MARIOTA

QUARTERBACK • 6'4" • 222 LBS • COLLEGE: OREGON

ACQUIRED: 1ST ROUND - 2015 • NFL EXPERIENCE (NFL/TITANS): 3/3

HOMETOWN: HONOLULU, HAWAII

GAMES PLAYED/GAMES STARTED: 42/42 (PLAYOFFS: 2/2)



Captain: 2015, 2016, 2017

PRO: The Titans used the second overall pick in the 2015 NFL Draft on Oregon quarterback Marcus Mariota. In his first two NFL seasons, Mariota passed for 6,244 yards and 45 touchdowns, while throwing only 19 interceptions. His 93.8 passer rating during that time ranked sixth in NFL history for a player's first two NFL campaigns, trailing only Kurt Warner (107.9), Dan Marino (104.5), Nick Foles (101.0), Russell Wilson (100.6) and Ben Roethlisberger (98.3). As a rookie, the 6-foot-4-inch, 222-pound signal caller validated his draft selection by posting the third-highest passer rating in franchise history (91.5) and the fifth-highest rookie completion percentage in NFL history (62.2). He was the first player in franchise history to open his rookie season in Week 1 as the starting quarterback. He became the second rookie quarterback in NFL history (Peyton Manning) to complete three touchdown passes in four different games and the only NFL rookie to record two games with four touchdown passes and no interceptions. Mariota was the fifth Heisman Trophy winner to be drafted by the Oilers/Titans (Derrick Henry became the sixth in 2016), joining Billy Cannon, Earl Campbell, Mike Rozier and Eddie George.

CAREER HIGHLIGHTS:

- In 2016, Mariota completed 276 of 451 passes for 3,426 yards and ranked fourth in the AFC and 10th in the NFL with a 95.6 passer rating and sixth in the AFC and tied for 10th in the NFL with 26 touchdown passes. He was named first alternate for the Pro Bowl but was unable to play because of injury.
- Mariota's 16 games with at least two touchdown passes in his first two NFL seasons tied for third all-time in the NFL, equaling Peyton Manning and Russell Wilson and trailing only Dan Marino (22) and Derek Carr (17).
- Mariota was named AFC Offensive Player of the Month for November 2016 after completing 86 of 130 passes for 1,124 yards with 11 touchdowns and two interceptions for a 115.0 passer rating, in addition to rushing for 89 yards and a score.
- During his rookie season, Mariota completed 230 of his 370 passes for 2,818 yards, 19 touchdowns—all franchise rookie records—while throwing only 10 interceptions. His 91.5 passer rating ranks third in franchise history behind only Steve McNair's 2003 MVP season (100.4) and Pro Football Hall of Famer Warren Moon's 1990 AP Offensive Player of the Year campaign (96.8).
- Mariota set a franchise rookie record by completing 62.2 percent of his passes. That was the fifth-highest percentage by a rookie quarterback in NFL history and the eighth-highest completion percentage in a season by any quarterback in Titans/Oilers history.
- Mariota joined Peyton Manning (1998) as the only rookie quarterbacks in NFL history to complete three touchdown passes in four different games, and he became the lone NFL rookie to ever record two games with four touchdown passes and no interceptions (Sept. 13 at Tampa Bay and Nov. 8 at New Orleans).
- Mariota's 252 rushing yards in 2015 included an 87-yard touchdown run against Jacksonville (Dec. 6), which was the fifth-longest rushing play in franchise history.
- Prior to Mariota in 2015, the last NFL player to record touchdowns of at least 40 yards passing, rushing and receiving in the same season was Walter Payton in 1983.
- At the 2015 NFL Scouting Combine, he finished among the top three quarterbacks in the 40-yard dash, vertical jump, broad jump, three-cone drill and 20-yard shuttle. His 4.52-second 40-yard dash gave him the fastest quarterback time at the Combine since Robert Griffin III's 4.41 in 2012.
- Mariota earned a 36-5 starting record as a starter at Oregon. He completed at least one touchdown pass in all 41 games during his three

seasons there, which ranks second in NCAA history. He became one of four players in FBS history to pass for over 10,000 yards (10,796) and run for over 2,000 yards (2,237) in a career (Dan LeFevour, Robert Griffin III and Colin Kaepernick).

- Mariota was awarded the Heisman Trophy on Dec. 13, 2014. He became the first winner from the University of Oregon and the first player born in Hawaii to receive the honor. In the balloting, he received 2,534 total points, or 90.9 percent of the total points possible. Only one player in Heisman history—Ohio State quarterback Troy Smith in 2006—garnered a higher percentage. Mariota received 788 first-place votes, while the runner-up, Wisconsin running back Melvin Gordon, received 1,250 total points and 37 first-place votes. Alabama wide receiver Amari Cooper finished third with 1,023 points and 49 first-place votes. The point total is reached by a system of three points for a first place vote, two for a second and one for a third.
- As a junior in 2014, Mariota led Oregon to an appearance in the College Football Playoff Championship Game after completing 304 of 445 passes for 4,454 yards with 42 touchdown passes and only four interceptions. He also rushed for 770 yards and 15 touchdowns and even caught a touchdown pass. His 58 total touchdowns in a season (passing, rushing and receiving) shattered the previous Pac-12 record of 41 (Matt Barkley, 2011).

TITANS TIDBITS:

- In 2016, Mariota launched of his Motiv8 Foundation, which serves the communities of Middle Tennessee, Eugene and Honolulu. The Foundation was a major sponsor in the inaugural Polynesian Bowl. The game featured the top players in the nation including 15 of the top 16 Polynesian players in the ESPN 300. The non-profit also participated with First Hawaii Bank's bobble head charity fundraiser that netted the Motiv8 Foundation \$115,000 for local programs in Hawaii. The Foundation held its inaugural golf tournament at Oahu Country Club raising money for local programs and sold out in just four days. The Foundation also held its inaugural golf tournament in Oregon at the Springfield Golf Club with all monies raised going to programs in Oregon.
- He is the oldest son of Toa and Alana Mariota. His younger brother, Matthew, is a tight end at Oregon.
- Mariota credits much of his athletic success to playing soccer in his youth. By the time he was eight years old, he was wearing a soccer jersey with the number 8, and he has kept the jersey number ever since then.
- During his time in Eugene, Ore., Mariota became a fixture at the Boys and Girls Club of Emerald Valley, spending time on a weekly basis with kids at the center. For his efforts in the community, he was awarded with the inaugural Play It Forward Award at the 63rd Annual Oregon Sports Awards in June 2015.

CAREER TRANSACTIONS:

- The Honolulu, Hawaii, native was selected by the Titans in the first round (second overall) of the 2015 NFL Draft.

SEASON RECAPS:

2017 (15/15, 2/2): Started 15 games at quarterback and completed 281 of 453 passes for 3,232 yards with 13 touchdowns and 15 interceptions. Tied a career-high with 60 rushes for 312 yards with a career-best five rushing touchdowns. Was inactive for one contest. Started his first two career postseason contests and completed 41 of 68 passes for 459 yards with four touchdowns and an interception. Rushed 12 times for 83 yards. Has engineered nine career comeback performances (including the playoffs), defined as a game-winning drive when the team trailed or was tied in the fourth quarter or overtime, including five in 2017 (vs. IND, at CLE, vs. CIN,

at IND, at KC). Tied for second on the team with five rushing touchdowns. Has posted 13 career games with a 100.0 or better passer rating, including three in 2017 (vs. SEA, vs. BAL, at SF). Has registered five career games with at least 300 passing yards, including two in 2017 (vs. IND, at PIT). Has led the team in rushing yards three times in 2017 (at HOU, vs. JAX, at NE). Posted a career-long 75-yard touchdown pass at Pittsburgh (11/16/17). Moved into fifth place in franchise history in career passing yards at Pittsburgh (11/16/17).

- Against Oakland (9/10), started at quarterback and completed 25 of 41 passes for 256 yards. Rushed three times for 26 yards with a touchdown. Notched three third-down conversions during the Titans' opening touchdown drive in the first quarter: a 19-yard strike to Rishard Matthews on third-and-10, a nine-yard connection to Matthews on third-and-eight and a 23-yard pass down the right sideline to Corey Davis on third-and-eight. Evened the score at 7-7 with a 10-yard touchdown run off left end with 6:58 remaining in the first quarter. Extended the Titans' second scoring drive with a pair of third-down conversions: a 24-yard pass to Matthews on third-and-five and a 10-yard connection to Delanie Walker on third-and-six in the second stanza.

- At Jacksonville (9/17), started at quarterback and completed 15 of 27 passes for 215 yards with a touchdown and an interception. Carried the ball six times for 24 yards. Converted a pair of third downs during the Titans' opening scoring drive: a 10-yard pass to Eric Decker on third-and-two and a eight-yard strike to Delanie Walker on third-and-six in the first quarter. Extended the Titans' second scoring drive with a 15-yard connection to Rishard Matthews on third-and-three late in the second quarter. Kept the Titans' third scoring drive alive with a 19-yard pass to Walker on third-and-11 in the third stanza. Set up the Titans second touchdown of the day with a 42-yard bomb to Taywan Taylor down the left sideline in the third quarter. Gave the Titans a 30-3 lead with a 32-yard touchdown toss to Jonnu Smith with 9:57 remaining in the fourth quarter.

- Against Seattle (9/24), completed 20 of 32 passes for 225 yards with two touchdowns for a 104.3 passer rating. Rushed the ball seven times for 27 yards. Extended the Titans' opening scoring drive with a 17-yard strike to Eric Decker on third-and-15 late in the first quarter. Kept the Titans' second scoring drive alive with a pair of third-down conversions: a six-yard pass to Rishard Matthews on third-and-two and a seven-yard connection to Delanie Walker on third-and-three in the second quarter. Connected on six of seven passes for 47 yards during the Titans' two-minute drive that resulted in a field goal as time expired in the first half. Gave the Titans a 16-14 lead with a 55-yard touchdown pass to Matthews on a wide receiver screen with 7:34 left to play in the third quarter. Increased the Titans lead to 23-14 with a 24-yard touchdown pass to Jonnu Smith with 3:50 left to play in the third quarter.

- At Houston (10/1), started at quarterback but left the game after a half with an injury. Connected on six of 10 passes for 96 yards with two interceptions. Carried the ball four times for a team-best 39 yards with a career-best two rushing touchdowns. Got the Titans on the scoreboard with a 34-yard touchdown run with 11:44 remaining in the second quarter. Cut the Texans' lead to 24-14 with a diving two-yard touchdown jaunt where he contacted the right pylon in the second stanza.

- At Miami (10/8), was inactive.

- Against Indianapolis (10/16), started at quarterback and completed 23 of 32 passes for 305 yards with a touchdown for a 99.2 passer rating. Extended the Titans' second scoring drive with an 18-yard pass to DeMarco Murray on third-and-seven in the first quarter. Kept the Titans' second quarter field goal drive alive with an 11-yard toss to Murray on third-and-two in the second stanza. Converted a third-and-six with an eight-yard pass to Eric Decker during a scoring drive in the third quarter. Extended the Titans' initial touchdown drive with a pair of third-down conversions: a one-yard sneak on fourth-and-one and a 16-yard strike to Rishard Matthews on third-and-12 in the fourth quarter. Gave the Titans a 29-22 lead with a 53-yard touchdown bomb to Taywan Taylor with 5:29 left to play in the game.

- At Cleveland (10/22), started at quarterback and completed 21 of 34 passes for 203 yards. Rushed once for eight yards and a first down. Was credited with his sixth career game-winning drive in 33 career starts. Extended the Titans' second scoring drive with a pair of third down conversions: a seven-yard pass to Delanie Walker on third-and-five and an eight-yard rush on third-and-seven in the second quarter. Kept the Titans' game-winning scoring drive alive with an eight-yard pass to Rishard Matthews on third-and-three in overtime.

- Against Baltimore (11/5), started at quarterback and completed 19 of 28 passes for 218 yards with two touchdowns and an interception for a 100.0 passer rating. Rushed three times for six yards. Kickstarted the Titans' opening scoring drive with a 29-yard pass to Rishard Matthews

on the first play of the game. Gave the Titans a 10-3 lead with a 16-yard touchdown toss to Matthews with 1:04 left to play in the opening quarter. With the score reached 50 career touchdown passes and did so in his 34th career game, which ranks second in franchise history. In the first quarter, attempted the 1,000th pass of his three-year career and since 1991, among all quarterbacks attempting their first 1,000 career passes, Mariota's 92.0 passer rating ranked eighth. Extended the Titans' game-winning touchdown drive with a six-yard pass to Derrick Henry on third-and-three in the fourth quarter. Gave the Titans a 23-13 lead with an 11-yard touchdown pass to Eric Decker on third-and-three in the fourth quarter.

- Against Cincinnati (11/12), started at quarterback and engineered his seventh career comeback performance. Completed 25 of a career-high tying 44 pass attempts for 264 yards with a touchdown and an interception. Rushed six times for 51 yards. Kickstarted the Titans' opening touchdown drive with a 28-yard scramble off left end in the first quarter. Extended the Titans' opening touchdown drive with a six-yard toss to Delanie Walker on third-and-four in the first quarter. Kept the Titans' scoring drive just before the half alive with an eight-yard pass to Rishard Matthews on third-and-five. Gave the Titans a 24-20 advantage with the game-winning scoring strike to DeMarco Murray from seven yards out with 36 seconds remaining in the game.

- At Pittsburgh (11/16), started at quarterback and posted his fifth career 300-yard passing performance with 306 yards on 22 of 33 passing with a touchdown and four interceptions. Rushed five times for five yards and a touchdown. Kept the Titans' first touchdown drive alive with an eight-yard pass to Rishard Matthews on third-and-six in the first quarter. Extended the Titans' first touchdown drive with a 15-yard connection to Corey Davis along the sideline in the first quarter. Cut the Steelers' lead to 10-7 with a seven-yard touchdown run with 3:05 left to play in the opening quarter. In the second quarter, passed Vince Young (8,098 passing yards) for fifth place in franchise history in career passing yards. Opened the second half with a career-long 75-yard touchdown bomb to Rishard Matthews to make the score 16-14. Kickstarted the Titans' third-quarter scoring drive with a 42-yard pass over the middle to Delanie Walker.

- At Indianapolis (11/26), started at quarterback and completed 17 of 25 passes for 184 yards with a touchdown and two interceptions on his way to orchestrating his eighth career comeback performance. Kept the Titans' opening drive alive with a 17-yard strike to Eric Decker on third-and-six in the first quarter. Cut the Colts' lead to 16-13 with a two-yard touchdown toss to Delanie Walker late in the third quarter.

- Against Houston (12/3), started at quarterback and completed 15 of 23 passes for 150 yards with a touchdown. Rushed three times for 23 yards with a score. Kept the Titans' first scoring drive alive with a 13-yard pass to DeMarco Murray on third-and-seven in the first stanza. Cut the Texans' lead to 10-7 with a nine-yard touchdown run off left end with 4:18 left to play in the second quarter. Extended the Titans' second touchdown drive with an 18-yard pass to Delanie Walker on third-and-eight in the third stanza. Gave the Titans a 17-10 lead with a 24-yard touchdown strike to Walker late in the third quarter.

- At Arizona (12/10), started at quarterback and connected on 16 of 31 passes for 159 yards with two interceptions. Rushed twice for 11 yards. Extended the Titans' touchdown drive with an 11-yard toss to Eric Decker on third-and-nine in the second quarter.

- At San Francisco (12/17), started at quarterback and completed 23 of 33 passes for 241 yards with two touchdowns for a 110.8 passer rating. Rushed twice for four yards. Kept the Titans' first scoring drive alive with a 21-yard pass to Rishard Matthews on third-and-two late in the first quarter. Cut the 49ers' lead to 16-10 with a four-yard touchdown toss to Delanie Walker with 29 seconds left to play in the first half. Completed five of six passes for 64 yards during the touchdown drive before halftime. Extended the Titans' scoring drive in the third quarter with a 12-yard hookup with Eric Decker on third-and-10. Converted a third-and-four with a 21-yard connection to Matthews during the Titans' second touchdown drive late in the third stanza. Gave the Titans a 20-16 lead with an eight-yard touchdown pass to Matthews on third-and-goal early in the final quarter. Gained a key first down during the Titans' fourth-quarter field goal drive by picking up two yards on a fourth-and-one sneak.

- Against Los Angeles Rams (12/24), started at quarterback and completed 22 of 39 passes for 275 yards with an interception. Carried the ball three times for 24 yards. Extended the Titans' opening scoring drive with an 18-yard pass to Corey Davis on third-and-six in the first quarter. Kept the Titans' touchdown drive alive with a 25-yard connection to Rishard Matthews on third-and-six in the third stanza. Converted a third-and-three with a 25-yard pass to Matthews during a Titans' scoring drive late in the third quarter.

- Against Jacksonville (12/31), started at quarterback and completed 12 of 21 passes for 134 yards with a touchdown. Led the team with 60 rushing yards on a season-high 10 carries. Extended the Titans' touchdown drive with a five-yard pass to Eric Decker on third-and-five late in the first quarter. Gave the Titans a 6-0 lead with a 66-yard touchdown toss to Derrick Henry on a screen pass early in the second quarter. Kept the Titans' third-quarter scoring drive alive with an eight-yard connection to Decker on third-and-five. Helped seal the victory with a clutch 13-yard scramble on third-and-five with 2:00 remaining in the fourth quarter.

- At Kansas City (1/6), started at quarterback in his first career postseason game and completed 19 of 31 passes for 205 yards with two touchdowns and an interception for a 88.8 passer rating. Rushed eight times for 46 yards and added a six-yard touchdown reception. Extended the Titans' first touchdown drive with an 11-yard scramble on third-and-nine in the third quarter. On third-and-goal from the six-yard line in the third quarter, attempted a pass into the end zone, only to have the ball batted by cornerback Darrelle Revis. However, he caught the batted ball on the run and extended to the pylon for a touchdown. Became the first quarterback to catch a touchdown pass in a playoff game since the 1970 AFC-NFC merger. Also became the first quarterback in league history to complete a touchdown pass to himself in the playoffs. Including regular season games, he became the second quarterback in NFL history to complete a touchdown pass to himself. Kept the Titans' second touchdown drive alive with a 14-yard connection to Delanie Walker on third-and-10 on the final play of the third quarter. Converted three critical third downs during the Titans' game-winning touchdown drive in the fourth quarter: a nine-yard toss to Walker on third-and-three, a 17-yard run on third-and-eight and a 10-yard pass to Jonnu Smith on third-and-two. Gave the Titans a 22-21 lead with a 22-yard touchdown strike to Eric Decker with 6:06 remaining in the game. Helped seal the victory with a key block on Derrick Henry's 22-yard run for a first down on third-and-10 with 1:53 remaining in the game.

- At New England (1/13), started at quarterback and completed 22 of 37 passes for 254 yards with two touchdowns for a 98.3 passer rating. Led the team with 37 rushing yards on four rushes. Kickstarted the Titans' first touchdown drive with a 36-yard pass to Delanie Walker over the middle in the first quarter. Extended the Titans' initial touchdown drive with a pair of third-down conversions: an 11-yard scramble on third-and-seven and an eight-yard pass to Rishard Matthews on third-and-three in the first stanza. Gave the Titans a 7-0 lead with a 15-yard touchdown pass to Corey Davis with 1:14 left to play in the opening quarter. Kept the Titans' final touchdown drive alive with three key conversions: a 12-yard pass to Eric Decker on third-and-four, a 22-yard connection to Decker on third-and-10 and a 17-yard strike to Corey Davis on fourth-and-11. Found Davis in the corner of the end zone for an 11-yard touchdown pass with 1:55 left to play in the fourth quarter.

2016 (15/15): Started 15 games at quarterback and ranked fourth in the AFC and 10th in the NFL with a 95.6 passer rating. Ranked sixth in the AFC and tied for 10th in the NFL with 26 touchdown passes. Completed 276 of 451 passes for 3,426 yards. Rushed 60 times for 349 yards with two touchdowns. Completed 50 passes of at least 20 yards in 2016. Placed on injured reserve on Dec. 27, 2016. Has engineered four career comeback performances, defined as a game-winning drive when the team trailed or was tied in the fourth quarter or overtime, including two in 2016 (at DET, at KC). Has posted 10 career games with a 100.0 or better passer rating, including seven in 2016 (at DET, at MIA, vs. CLE, vs. JAX, vs. GB, at IND, at CHI). Has registered three career games with at least 300 passing yards, including one in 2016 (at SD). Named AFC Offensive Player of the Week after connecting on 19 of 26 passes for 295 yards with four touchdowns for a 149.8 passer rating against Green Bay (11/13/16). Named AFC Offensive Player of the Month for November after completing 86 of 130 passes for 1,124 yards with 11 touchdowns and two interceptions for a 115.0 passer rating, in addition to rushing for 89 yards and a score. Became the third quarterback in franchise history to throw at least 25 touchdown passes in a season (George Blanda and Warren Moon).

- Against Minnesota (9/11), started at quarterback and completed 25 of 41 passes for 271 yards with two touchdowns and one interception. Rushed four times for 19 yards. Became the 17th player in franchise history to reach 3,000 career passing yards. Gave the Titans a 10-0 advantage with a six-yard touchdown pass to Murray with 41 seconds left to play in the first half. Found Murray for a four-yard touchdown pass with less than a minute remaining in the game.

- At Detroit (9/18), registered his third career comeback performance on his way to completing 25 of 33 passes for 238 yards with two touchdowns and one interception. Notched a 102.8 passer rating, his fourth career game

with a plus 100.0 rating. In the fourth quarter, completed 11 of 13 passes for 107 yards, two touchdowns and a 140.5 passer rating. On the game-winning drive, he completed all nine of his attempts for 74 yards and a touchdown. Cut the Lions' lead to 15-10 with a 30-yard touchdown strike to Delanie Walker on the first play of the fourth quarter. Extended the Titans' game-winning touchdown drive with a pair of third-down conversions: a seven-yard pass to Tajaé Sharpe on third-and-five and a five-yard toss to DeMarco Murray on third-and-one in the fourth quarter. Gave the Titans a 16-15 lead by finding Andre Johnson in the back of the end zone for the game-winning, nine-yard score on fourth-and-four with 1:13 remaining in the fourth quarter.

- At Miami (10/9), completed 20 of 29 passes for 163 yards with three touchdowns for a 117.5 passer rating. Rushed seven times for 60 yards with his first rushing touchdown of the season. Gave the Titans an early 7-0 lead with a five-yard touchdown run with 23 seconds remaining in the opening stanza. Gave the Titans a 14-7 lead with a five-yard touchdown strike to Andre Johnson with 5:30 left to play in the second quarter. Found Delanie Walker for a 20-yard touchdown pass with 47 seconds remaining in the first half. Sealed the Titans' 30-17 victory with a four-yard touchdown toss to Rishard Matthews with 8:23 left to play in the game.

- Against Cleveland (10/16), completed 17 of 24 passes for 284 yards with three touchdowns and an interception for a then season-best 132.6 passer rating. Rushed seven times for 64 yards. Kickstarted the opening touchdown drive with a 41-yard run down the left sideline on the first play from scrimmage. Gave the Titans a 7-0 advantage with an 11-yard touchdown pass to Rishard Matthews with 10:37 remaining in the first quarter. Increased the Titans lead to 14-6 with a 48-yard touchdown bomb to Kendall Wright early in the second stanza. Gave the Titans a 28-13 lead with a 15-yard touchdown toss to Anthony Fasano with 6:43 left to play in the game. In the first half, reached the 4,000-yard career passing mark, becoming the 13th player in franchise history to total at least 4,000 passing yards.

- Against Indianapolis (10/23), connected on 22 of 37 passes for 232 yards with two touchdowns for a 95.8 passer rating. Rushed twice for 14 yards. Gave the Titans a 6-0 lead with a 10-yard touchdown toss to tackle eligible Taylor Lewan with 9:14 left to play in the first quarter. Evened the score at 20-20 with a seven-yard touchdown pass to Walker on third-and-seven with 12:39 left to play in the fourth quarter.

- Against Jacksonville (10/27), completed 18 of 22 passes for 270 yards with two touchdowns for a season-best 148.1 passer rating. Rushed three times for 11 yards. Gave the Titans a 10-0 advantage with a 36-yard touchdown strike to Kendall Wright on the first play of the second quarter. Converted a third-and-seven during the Titans' third-quarter touchdown drive with a 47-yard hookup with Delanie Walker down the right sideline. Increased the Titans lead to 33-8 with a four-yard touchdown toss to Rishard Matthews on third-and-goal with 6:53 remaining in the third quarter.

- At San Diego (11/6), completed 27 of 43 passes for 313 yards with three touchdowns and two interceptions. Carried the ball three times for 14 yards with a rushing score. Cut the Chargers' lead to 16-7 with a 16-yard touchdown toss to Rishard Matthews with 11:14 left to play in the second quarter. Found Matthews in the left corner of the end zone for his second touchdown of the afternoon, a seven-yard reception, with 14 seconds remaining in the first half. Gave the Titans a 21-19 lead with a 14-yard touchdown run which was capped off with an athletic dive to clip the pylon in the third quarter. Cut the Chargers' lead to 33-28 with an eight-yard touchdown strike to Delanie Walker with 9:51 left to play in fourth quarter.

- Against Green Bay (11/13), named AFC Offensive Player of the Week after connecting on 19 of 26 passes for 295 yards with four touchdowns for a 149.8 passer rating. Accounted for four total touchdowns passing and/or rushing in a game for the sixth time in his career. In NFL history, no player has recorded more four-touchdown performances in his first 22 NFL games. Completed 73.1 percent of his passes (19 of 26) against Green Bay, becoming the first quarterback in NFL history to have three games with a 70.0-plus completion percentage, at least four touchdown passes and no interceptions in his first two seasons. Increased the Titans lead to 21-0 with a nine-yard touchdown toss to Anthony Fasano with eight seconds left to play in the first quarter. Found Rishard Matthews in the end zone for a 32-yard touchdown strike with 8:45 left to play in the second quarter. Extended the Titans advantage to 35-10 with a six-yard touchdown strike to Kendall Wright on third-and-four late in the second quarter. Increased the Titans lead to 41-22 with a 33-yard touchdown pass to Sharpe midway through the third quarter.

- At Indianapolis (11/20), completed 25 of 38 passes for 290 yards with two touchdowns for a 106.2 passer rating. Rushed five times for 29 yards. Set a new franchise record with his seventh consecutive game with multiple

touchdown passes, breaking Warren Moon's mark accomplished in 1987. Cut the Colts' lead to 21-7 with a three-yard touchdown pass to DeMarco Murray on third-and-goal with 20 seconds remaining in the first half. Found a streaking Tajaé Sharpe in the end zone for a 34-yard touchdown pass midway through the third quarter.

- At Chicago (11/27), connected on 15 of 23 passes for 226 yards with two touchdowns for a 126.4 passer rating. Rushed four times for 46 yards. Extended his streak to eight consecutive games with at least two touchdown passes, which improved upon his franchise record. Gave the Titans a 14-7 lead with a four-yard touchdown strike to Walker on third-and-goal in the second quarter. Increased the Titans lead to 21-7 with a 29-yard touchdown bomb to Rishard Matthews with 1:15 left to play in the first half.
- Against Denver (12/11), completed six of 20 pass attempts for 88 yards. Rushed a season-high eight times for 38 yards.
- At Kansas City (12/18), connected on 19 of 33 passes for 241 yards with an interception while registering his fourth career comeback performance. Set up the Titans' initial touchdown with a 46-yard pass to Rishard Matthews on a flea-flicker early in the second stanza. Converted a pair of third downs during the Titans' final touchdown drive: a 16-yard pass to Delanie Walker on third-and-five and a 14-yard toss to Walker on third-and-10 in the fourth quarter. Found DeMarco Murray for a 15-yard pass on fourth-and-five during the Titans' final touchdown drive. Set up the Titans' game-winning field goal by connecting with Walker for a 15-yard reception on third-and-four late in the fourth quarter. In the second quarter, he reached the 6,000-yard passing mark for his career. In doing so, he became the seventh player in NFL history with at least 6,000 passing yards and 600 rushing yards in his first two seasons, joining Jeff Garcia (1999-2000), Cam Newton (2011-2012), Robert Griffin (2012-2013), Russell Wilson (2012-2013), Andrew Luck (2012-2013) and Blake Bortles (2014-2015).
- At Jacksonville (12/24), completed eight of 20 passes for 99 yards with a touchdown before leaving the game in the third quarter with an injury. Cut the Jaguars' lead to 10-7 with a three-yard touchdown pass to Rishard Matthews on third-and-three with 8:59 left to play in the second quarter.

2015 (12/12): Started 12 games at quarterback and set franchise rookie records with 230 completions, 370 pass attempts, 2,818 passing yards and 19 passing touchdowns. Finished second on the team with 252 rushing yards with two touchdowns. Was inactive for four contests, including the final two games. Became the only player in NFL history to pass for at least 250 yards with three touchdowns and rush for more than 100 yards in the same game against Jacksonville (12/6/15). Notched four games with at least three touchdown passes, tying Peyton Manning (1998) for the most ever by an NFL rookie. Made his NFL debut and first career start at Tampa Bay (9/13/15) and became the second rookie in NFL history to throw at least three touchdown passes in a season opener. He joined former Vikings quarterback Fran Tarkenton, who passed for four touchdowns on Sept. 17, 1961. Became the first quarterback in NFL history to record six total touchdown passes within the first two games of his career. His 129.9 passer rating was the highest rating by any Super Bowl-era quarterback (since 1966) in his first two career starts. Was named NFL Offensive Rookie of the Month for September after completing 61 of 96 passes for 833 yards with eight touchdowns for a 110.3 passer rating. Was named AFC Offensive Player of the Week after completing 13 of 15 passes for 209 yards with four touchdown passes to record a perfect passer rating of 158.3 at Tampa Bay (9/13/15). He is the first player since at least 1933 with a perfect passer rating in his first game (minimum 10 attempts) and the first player in the Super Bowl era (since 1966) with a perfect rating in his first start (minimum 10 attempts). Received his second AFC Offensive Player of the Week honor after connecting on 28 of 39 passes for 371 yards with four touchdowns in leading the Titans to a 34-28 overtime victory against New Orleans (11/8/15). Broke his own franchise rookie record with 371 passing yards at New Orleans (11/8/15), topping the 367 yards he recorded against the Indianapolis Colts (9/27/15). Rushed for a career-high 112 yards against Jacksonville (12/6/15), the most by a quarterback in franchise history in a single game. His 87-yard touchdown run against Jacksonville (12/6/15) was the longest run in franchise history by a quarterback and the fifth-longest run overall for the team. Since 1960, only two quarterbacks have recorded a run longer than Mariota's 87-yarder (Terrelle Pryor 93-yard touchdown on 10/27/13 and Colin Kaepernick 90-yard touchdown run on 12/20/14). Led the team in rushing twice in 2015 (vs. BUF, vs. JAX).

- At Tampa Bay (9/13), started at quarterback in his NFL debut. Named AFC Offensive Player of the Week after completing 13 of 15 passes for 209 yards with four touchdowns for a perfect passer rating of 158.3. He is the first player since at least 1933 with a perfect passer rating in his first game (minimum 10 attempts) and the first player in the Super Bowl era (since

1966) with a perfect rating in his first start (minimum 10 attempts). He also became the first quarterback in franchise history to start the opening game of his rookie season. Gave the Titans a 7-0 lead with a 52-yard touchdown toss to Kendall Wright with 13:10 left to play in the first quarter. Made the score 21-0 with a 12-yard touchdown toss to Bishop Sankey with 6:49 left to play in the first stanza. Connected with Harry Douglas for a four-yard touchdown on third-and-four in the second quarter. Posted his fourth touchdown pass of the afternoon with a one-yard strike to Walker on third-and-one with 48 seconds remaining in the first half.

- At Cleveland (9/20), started at quarterback and completed 21 of 37 passes for 257 yards with two touchdowns passes for a 96.3 passer rating. Rushed three times for 19 yards. Got the Titans on the scoreboard with a 19-yard touchdown pass to Fasano with 1:36 remaining in the third quarter. Cut the Browns' lead to 21-14 with a 13-yard touchdown strike to Dorial Green-Beckham on fourth-and-six with 6:42 left to play in the game.
- Against Indianapolis (9/27), started at quarterback and completed 27 of 44 passes for 367 yards with two touchdowns and two interceptions. Cut the Colts' lead to 14-10 with a seven-yard touchdown pass to Kendall Wright with 19 seconds remaining in the second quarter. Gave the Titans a 24-14 advantage with a three-yard touchdown toss to Dorial Green-Beckham in the corner of the end zone with 9:36 left to play in the third stanza.
- Against Buffalo (10/11), started at quarterback and completed 21 of 32 passes for 187 yards with an interception. Led the team with 47 rushing yards on five carries.
- Against Miami (10/18), started at quarterback and connected on 21 of 33 passes for 219 yards with a touchdown and two interceptions. Cut the Dolphins' lead to 24-10 with a three-yard touchdown toss to Dexter McCluster on the final play of the third quarter.
- At New Orleans (11/8), returned to the lineup as the starter at quarterback. Named AFC Offensive Player of the Week after completing 28 of 39 passes for franchise rookie record 371 yards with four touchdowns in leading the Titans to a 34-28 overtime victory. Connected on all six passes for 62 yards and a touchdown during the game-winning overtime drive. With four touchdown passes, improved his season total to 13 and broke the franchise's single-season rookie record for touchdown passes. Cut the Saints' lead to 14-10 by lobbing up a pass to Delanie Walker that was deflected, caught and turned into a 61-yard touchdown pass with a minute left to play in the opening stanza. Found Walker for a two-yard touchdown pass in the back of the end zone with 8:08 remaining in the second quarter. Connected with Justin Hunter on an eight-yard touchdown pass and then hooked up with Delanie Walker for a two-point conversion to even the score at 28-28 with 7:06 left to play in the fourth quarter. Extended the Titans' game-winning touchdown drive with a nine-yard pass to Dorial Green-Beckham on third-and-two in overtime. Gave the Titans a 34-28 overtime victory with a five-yard touchdown pass to Anthony Fasano with 9:50 left to play in the extra session.
- Against Carolina (11/15), started at quarterback and completed 16 of 24 passes for 185 yards with an interception. Rushed five times for 24 yards.
- At Jacksonville (11/19), started at quarterback and completed 22 of 35 passes for 231 yards. Rushed five times for 29 yards with his first career rushing touchdown. Gave the Titans a 13-9 lead with a 23-yard touchdown run with 5:22 left to play in the third quarter.
- Against Oakland (11/29), started at quarterback and completed 17 of 37 passes for 218 yards with three touchdowns and two interceptions. Gave the Titans an early 6-0 lead with a 20-yard touchdown pass to Craig Stevens with 5:53 left to play in the opening stanza. Cut the Raiders' lead to 17-14 with a 13-yard touchdown pass to Harry Douglas and a two-point conversion connection with Dorial Green-Beckham with 6:22 left to play in the third quarter. Gave the Titans a 21-17 lead with a one-yard touchdown toss to Jalston Fowler with less than five minutes to play in the fourth quarter. During the fourth quarter, broke Vince Young's franchise record for the most passing yards during a rookie season.
- Against Jacksonville (12/6), started at quarterback and completed 20 of 29 passes for 268 yards with three touchdowns and an interception for a 118.2 passer rating. Rushed nine times for a career-best 112 yards with a touchdown. Became the only player in NFL history to pass for at least 250 yards with three touchdowns and rush for more than 100 yards in the same game. His 112 rushing yards are the most by a quarterback in franchise history in a single game. Gave the Titans a 7-0 lead with a 10-yard touchdown pass to Craig Stevens with 4:15 remaining in the first quarter. Increased the Titans' lead to 14-6 with a seven-yard touchdown pass to Walker on third-and-seven in the second stanza. Gave the Titans a 28-19 lead with a 47-yard touchdown pass to Green-Beckham on the first play of the fourth quarter. Helped the Titans recapture the lead at 35-32

with a record-breaking 87-yard touchdown run on third-and-seven midway through the fourth quarter. The 87-yard touchdown run was the longest run in franchise history by a quarterback, the third longest run by a quarterback in NFL history and the fifth-longest run overall for the team.

- At N.Y. Jets (12/13), started at quarterback and completed 21 of 39 passes for 274 yards with an interception. Collected his first career reception which resulted in a 41-yard touchdown. Scored the Titans only touchdown with a 41-yard touchdown reception down the right sideline from Antonio Andrews with 4:09 left to play in the third quarter. Converted the two-point conversion with a pass to Dexter McCluster. He became the first player since Walter Payton in 1983 to record touchdowns of at least 40 yards passing, rushing and receiving in the same season.
- At New England (12/20), started at quarterback and completed three of six passes for 32 yards before leaving the game in the second quarter with an injury.

COLLEGE:

- At Oregon, Mariota broke nearly every major passing record for the school, totaling 10,796 career passing yards and 105 touchdown passes. The three-time All-Pac-12 selection started every game over his three collegiate seasons (2012-14), earned a 36-5 record, completed at least one touchdown pass in every game, and is one of four players in FBS history to pass for 10,000 yards and rush for 2,000 yards (2,237) in a career, joining Dan LeFevour, Robert Griffin III and Colin Kaepernick.
- His career passing statistics included 1,167 attempts, 779 completions, 10,796 yards, 105 touchdowns, 14 interceptions and an efficiency rating of 171.8. Additionally, he rushed 337 times for 2,237 yards and 29 touchdowns and recorded two touchdown receptions.
- He became one of four players in FBS history to pass for over 10,000 yards (10,796) and run for over 2,000 yards (2,237) in a career. He set University of Oregon records for career total offense (13,033 yards), passing yards (10,796), completions (779), touchdown passes (105), rushing yards by a quarterback (2,237), completion percentage (66.8), total touchdowns (136) and total points accounted for (816). He was the 14th player in conference history to eclipse the 10,000-yard barrier in total offense, and he ended his career ranked seventh all-time in Pac-12 career passing yards.
- He completed at least one touchdown pass in all 41 games in which he played, good for second in NCAA history behind Marshall's Rakeem Cato (46).
- From 2012 to 2013, Mariota set the Pac-12 record with 353 consecutive passes without an interception. He became the only player in league history to put together multiple interception-free streaks of 200 attempts or more.
- Mariota became the Pac-12's first quarterback ever to be named first-team All-Conference three times.
- As a junior (2014), started all 15 games en route to the team's appearance in the College Football Playoff Championship Game. Completed 304 of 445 pass attempts for 4,454 yards (third in FBS) with 42 touchdowns (second) and four interceptions. Rushed 135 times for 770 yards and 15 touchdowns. Had the nation's top passer efficiency rating at 181.7.
- Became the Ducks' first Heisman Trophy winner and the first Heisman winner from the state of Hawaii. Also became Oregon's second unanimous first-team All-American of all time. Additional honors included Player of the Year by the Associated Press and the Walter Camp Football Foundation, the Maxwell Award, the Davey O'Brien National Quarterback Award and the Johnny Unitas Golden Arm Award. Named Pac-12 Offensive Player of the Year and 2015 Rose Bowl Offensive MVP.
- His 58 total touchdowns—42 passing, 15 rushing and one receiving—set the single-season conference record, breaking Matt Barkley's (USC) mark of 41 from 2011. His passing touchdowns also marked a new conference best.
- Led the Ducks to No. 2 in the final Associated Press rankings. Directed the third-overall rated offense in the country (547 yards per game) and the 10th-ranked passing offense (312.5).
- Against Florida State (1/1/15), recorded a season-high 26 completions (36 attempts) for 338 yards, scoring two touchdowns through the air and one on the ground in the College Football Playoff Semifinal Rose Bowl victory.
- Against Ohio State (1/12/15) in the inaugural College Football Playoff Championship game, completed 24 passes for 333 yards and two touchdowns, including a 70-yard touchdown toss. Added 39 rushing yards.
- As a sophomore (2013), started all 13 games and was 245-of-386 passing (65.8 percent) for 3,665 yards, 31 touchdowns and four interceptions. Rushed 96 times for 715 yards and nine touchdowns.

- Named first-team All-Pac-12 for the second consecutive season and named Oregon's Most Inspirational Player in a vote of his teammates. Led the Pac-12 in passing efficiency (167.7), passing yards per completion (14.96 avg.) and total points responsible for (240) while ranking seventh in the country in the former two categories and tied for ninth in the latter. Nationally, rated ninth in total offense (336.9), 12th in touchdown passes (31) and 14th in passing yards per game (281.9). Became the first player in school history to eclipse 4,000 yards of total offense in a single season (4,380) and was one of three league players to surpass the previous Pac-12 season record in 2013. Set school records for most points responsible for, completions (245) and most total touchdowns (40), and finished second on the single-season passing yards ledger (3,665). Broke Pac-12 and Oregon pinnacles for consecutive pass attempts without an interception in both a single season (285) and a career (353). Extended his streak of tossing at least one touchdown pass in every game of his career (26).
- As a redshirt freshman (2012), started all 13 games and was 230-of-336 passing for 2,677 yards with 32 touchdowns and six interceptions. Rushed 106 times for 752 yards and five touchdowns. Won honorable mention All-American and Pac-12 Offensive Freshman of the Year honors and became the Pac-12's first freshman quarterback to earn first-team all-league honors in 23 years. Recorded at least one touchdown pass in every game and set a conference freshman record for most touchdown passes in a season. Led the conference and ranked seventh in the country in passing efficiency (163.23). Led the league in completion percentage (68.45), falling just short of the NCAA freshman record of 69.5 percent (Sam Bradford, Oklahoma, 2007). Finished second on Oregon's single-season total offensive yards list (3,429) and ninth in passing yards (2,677). The Ducks' second-leading rusher (752) also ran for more yards in one year than any other quarterback in school history, including a single-game best 135 yards at Arizona State.
- Also in 2012, threw only one interception over his final seven games, a stretch that included 119 consecutive pass attempts without an interception.
- Redshirted in 2011.
- The second-team academic all-conference choice graduated from Oregon in December 2014 with a degree in general science.

PERSONAL:

- Splits time between Nashville and Honolulu, Hawaii.
- Attended Saint Louis (Honolulu, Hawaii) High School, where as a senior he threw for 2,597 yards on 165-of-255 passing (64.7%), including 32 touchdowns against only five interceptions. Guided the Crusaders to an 11-1 record and a state title. Also rushed the ball 60 times for 455 yards (7.6 yards per carry) and seven scores.
- Rated a four-star recruit by 247Sports.com and garnered three stars from both Rivals.com and Scout.com. Rated the No. 6 recruiting prospect in the state of Hawaii and No. 12 overall quarterback in the nation by Rivals.com. Named PrepStar Magazine All-West Region, Interscholastic League of Honolulu Offensive Player of the Year and first-team All-ILH. Played in the NUC All-World Gridiron Classic, a high school all-star bowl in Columbia, S.C.
- List of favorites: (movie) "The Longest Yard"; (TV show) "The Fresh Prince of Bel-Air"; (actor) Dwayne Johnson; (pregame playlist) The Green, Drake; (video game) "FIFA"; (food) steak, Kalua pork; (guilty pleasure) Cookies 'n' Cream Pizookie from BJ's Restaurant & Brewhouse; and (athlete as a child) Emmitt Smith.
- Born Marcus Ardel Taulauniu Mariota on Oct. 30, 1993 in Honolulu, Hawaii.

MARCUS MARIOTA'S GAME-BY-GAME

2015 Tennessee Titans

| 2015 Tennessee Titans | | | | PASSING | | | | | | | | | | | | RUSHING | | | | | COMBINED | | RUSH + PASS | |
|-----------------------|-------|-----|-----|---------|-------|------|-----|---------|-------|-----|-----|----|-----|--------|-----|---------|------|-----|-----|-------|----------------|--|-------------|--|
| Date | Opp | W/L | P/S | Att | Cmp | Pct | Yds | Yds/Att | TD | Int | Lg | Sk | Lst | Rating | Att | Yds | Avg | Lg | TD | Yards | Touchdowns | | | |
| Sept 13 | @ TB | W | S | 15 | 13 | 86.7 | 209 | 13.9 | 4 | 0 | 52t | 2 | 24 | 158.3 | 2 | 6 | 3.0 | 9 | 0 | 215 | 52, 12, 4, 1 | | | |
| Sept 20 | @ Cle | L | S | 37 | 21 | 56.8 | 257 | 6.9 | 2 | 0 | 33 | 7 | 38 | 96.3 | 3 | 19 | 6.3 | 12 | 0 | 276 | 19, 13 | | | |
| Sept 27 | Ind | L | S | 44 | 27 | 61.4 | 367 | 8.3 | 2 | 2 | 35 | 3 | 22 | 84.2 | 0 | 0 | - | 0 | 0 | 367 | 7, 3 | | | |
| Oct 11 | Buf | L | S | 32 | 21 | 65.6 | 187 | 5.8 | 0 | 1 | 23 | 2 | 8 | 68.1 | 5 | 47 | 9.4 | 22 | 0 | 234 | | | | |
| Oct 18 | Mia | L | S | 33 | 21 | 63.6 | 219 | 6.6 | 1 | 2 | 32 | 5 | 37 | 67.6 | 0 | 0 | - | 0 | 0 | 219 | 3 | | | |
| Oct 25 | Atl | L | IA | | | | | | | | | | | | | | | | | | | | | |
| Nov 1 | @ Hou | L | IA | | | | | | | | | | | | | | | | | | | | | |
| Nov 8 | @ NO | W | S | 39 | 28 | 71.8 | 371 | 9.5 | 4 | 0 | 61t | 0 | 0 | 135.7 | 1 | 5 | 5.0 | 5 | 0 | 376 | 61, 2, 8, 5 | | | |
| Nov 15 | Car | L | S | 24 | 16 | 66.7 | 185 | 7.7 | 0 | 1 | 24 | 1 | 7 | 72.4 | 5 | 24 | 4.8 | 10 | 0 | 209 | | | | |
| Nov 19 | @ Jax | L | S | 35 | 22 | 62.9 | 231 | 6.6 | 0 | 0 | 29 | 4 | 19 | 82.0 | 5 | 29 | 5.8 | 23t | 1 | 260 | 23r | | | |
| Nov 29 | Oak | L | S | 37 | 17 | 45.9 | 218 | 5.9 | 3 | 2 | 36 | 2 | 13 | 69.4 | 1 | 7 | 7.0 | 7 | 0 | 225 | 20, 13, 1 | | | |
| Dec 6 | Jax | W | S | 29 | 20 | 69.0 | 268 | 9.2 | 3 | 1 | 47t | 4 | 11 | 118.2 | 9 | 112 | 12.4 | 87t | 1 | 380 | 10, 7, 47, 87r | | | |
| Dec 13 | @ NYJ | L | S | 39 | 21 | 53.8 | 274 | 7.0 | 0 | 1 | 51 | 5 | 47 | 65.5 | 3 | 3 | 1.0 | 3 | 0 | 277 | | | | |
| Dec 20 | @ NE | L | S | 6 | 3 | 50.0 | 32 | 5.3 | 0 | 0 | 19 | 3 | 32 | 66.0 | 0 | 0 | - | 0 | 0 | 32 | | | | |
| Dec 27 | Hou | L | IA | | | | | | | | | | | | | | | | | | | | | |
| Jan 3 | @ Ind | L | IA | | | | | | | | | | | | | | | | | | | | | |
| Totals | | | | 3-13 | 12/12 | 370 | 230 | 62.2 | 2,818 | 7.6 | 19 | 10 | 61t | 38 | 258 | 91.5 | 34 | 252 | 7.4 | 87t | 2 | | | |

2016 Tennessee Titans

| 2016 Tennessee Titans | | | | PASSING | | | | | | | | | | | RUSHING | | | | | COMBINED RUSH + PASS | | | | |
|-----------------------|-------|-----|-------|---------|-----|------|--|---------|----|-----|-----|----|-----|--------|---------|-----|------|-----|----|----------------------|---------------|--|--|--|
| Date | Opp | W/L | P/S | Att | Cmp | Pct | Yds | Yds/Att | TD | Int | Lg | Sk | Lst | Rating | Att | Yds | Avg | Lg | TD | Yards | Touchdowns | | | |
| Sept 11 | Min | L | S | 41 | 25 | 61.0 | 271 | 6.6 | 2 | 1 | 29 | 2 | 19 | 86.5 | 4 | 19 | 4.8 | 10 | 0 | 290 | 6, 4 | | | |
| Sept 18 | @ Det | W | S | 33 | 25 | 75.8 | 238 | 7.2 | 2 | 1 | 32 | 3 | 14 | 102.8 | 2 | 11 | 5.5 | 6 | 0 | 249 | 30, 9 | | | |
| Sept 25 | Oak | L | S | 33 | 17 | 51.5 | 214 | 6.5 | 0 | 2 | 26 | 1 | 2 | 46.8 | 3 | 22 | 7.3 | 9 | 0 | 236 | | | | |
| Oct 2 | @ Hou | L | S | 29 | 13 | 44.8 | 202 | 7.0 | 0 | 1 | 60 | 1 | 6 | 54.1 | 4 | 20 | 5.0 | 9 | 0 | 222 | | | | |
| Oct 9 | @ Mia | W | S | 29 | 20 | 69.0 | 163 | 5.6 | 3 | 0 | 29 | 0 | 0 | 117.5 | 7 | 60 | 8.6 | 21 | 1 | 223 | 5r, 5, 20, 4 | | | |
| Oct 16 | Cle | W | S | 24 | 17 | 70.8 | 284 | 11.8 | 3 | 1 | 48t | 2 | 14 | 132.6 | 7 | 64 | 9.1 | 41 | 0 | 348 | 11, 48, 15 | | | |
| Oct 23 | Ind | L | S | 37 | 22 | 59.5 | 232 | 6.3 | 2 | 0 | 26 | 3 | 25 | 95.8 | 2 | 14 | 7.0 | 14 | 0 | 246 | 10, 7 | | | |
| Oct 27 | Jax | W | S | 22 | 18 | 81.8 | 270 | 12.3 | 2 | 0 | 47 | 0 | 0 | 148.1 | 3 | 11 | 3.7 | 7 | 0 | 281 | 36, 4 | | | |
| Nov 6 | @ SD | L | S | 43 | 27 | 62.8 | 313 | 7.3 | 3 | 2 | 48 | 0 | 0 | 88.6 | 3 | 14 | 4.7 | 14t | 1 | 327 | 16, 7, 14r, 8 | | | |
| Nov 13 | GB | W | S | 26 | 19 | 73.1 | 295 | 11.3 | 4 | 0 | 41 | 1 | 13 | 149.8 | 5 | 0 | 0.0 | 6 | 0 | 303 | 9, 32, 6, 33 | | | |
| Nov 20 | @ Ind | L | S | 38 | 25 | 65.8 | 290 | 7.6 | 2 | 0 | 35 | 5 | 36 | 106.3 | 5 | 29 | 5.8 | 12 | 0 | 319 | 3, 34 | | | |
| Nov 27 | @ Chi | W | S | 23 | 15 | 65.2 | 226 | 9.8 | 2 | 0 | 38 | 0 | 0 | 126.4 | 4 | 46 | 11.5 | 29 | 0 | 272 | 4, 29 | | | |
| Dec 11 | Den | W | S | 20 | 6 | 30.0 | 88 | 4.4 | 0 | 0 | 26 | 2 | 15 | 45.4 | 8 | 38 | 4.8 | 13 | 0 | 126 | | | | |
| Dec 18 | @ KC | W | S | 33 | 19 | 57.6 | 241 | 7.3 | 0 | 1 | 46 | 1 | 0 | 67.9 | 1 | -2 | -2.0 | -2 | 0 | 239 | | | | |
| Dec 24 | @ Jax | L | S | 20 | 8 | 40.0 | 99 | 5.0 | 1 | 0 | 18 | 2 | 12 | 72.7 | 2 | 3 | 1.5 | 4 | 0 | 102 | 3 | | | |
| Jan 1 | Hou | W | | | | | Placed on injured reserve on Dec. 27, 2016 | | | | | | | | | | | | | | | | | |
| Totals | | 9-7 | 15/15 | 451 | 276 | 61.2 | 3,426 | 7.6 | 26 | 9 | 60 | 23 | 156 | 95.6 | 60 | 349 | 5.8 | 41 | 2 | | | | | |

2017 Tennessee Titans

| 2017 Tennessee Titans | | | | PASSING | | | | | | | | | | | RUSHING | | | | | COMBINED RUSH + PASS | |
|-----------------------|-------|-----|-----|---------|-------|------|-----|---------|-------|-----|-----|----|-----|--------|---------|-----|-----|-----|----|----------------------|------------|
| Date | Opp | W/L | P/S | Att | Cmp | Pct | Yds | Yds/Att | TD | Int | Lg | Sk | Lst | Rating | Att | Yds | Avg | Lg | TD | Yards | Touchdowns |
| Sept 10 | Oak | L | S | 41 | 25 | 61.0 | 256 | 6.2 | 0 | 0 | 24 | 1 | 1 | 78.9 | 3 | 26 | 8.7 | 15 | 1 | 282 | 10r |
| Sept 17 | @ Jax | W | S | 27 | 15 | 55.6 | 215 | 8.0 | 1 | 1 | 42 | 1 | 4 | 78.5 | 6 | 24 | 4.0 | 8 | 0 | 239 | 32 |
| Sept 24 | Sea | W | S | 32 | 20 | 62.5 | 225 | 7.0 | 2 | 0 | 55t | 0 | 0 | 104.3 | 7 | 27 | 3.9 | 10 | 0 | 252 | 55, 24 |
| Oct 1 | @ Hou | L | S | 10 | 6 | 60.0 | 96 | 9.6 | 0 | 2 | 28 | 0 | 0 | 52.5 | 4 | 39 | 9.8 | 34t | 2 | 135 | 34r, 2r |
| Oct 8 | @ Mia | L | IA | | | | | | | | | | | | | | | | | | |
| Oct 16 | Ind | W | S | 32 | 23 | 71.9 | 306 | 9.6 | 1 | 1 | 53t | 1 | 1 | 99.2 | 2 | 0 | 0.0 | 1 | 0 | 306 | 53 |
| Oct 22 | @ Cle | W | S | 34 | 21 | 61.8 | 203 | 6.0 | 0 | 0 | 23 | 2 | 14 | 78.4 | 1 | 8 | 8.0 | 8 | 0 | 211 | |
| Nov 5 | Bal | W | S | 28 | 19 | 67.9 | 218 | 7.8 | 2 | 1 | 29 | 3 | 32 | 100.0 | 3 | 6 | 2.0 | 7 | 0 | 224 | 16, 11 |
| Nov 12 | Cin | W | S | 44 | 25 | 56.8 | 264 | 6.0 | 1 | 1 | 20 | 4 | 28 | 72.5 | 6 | 51 | 8.5 | 28 | 0 | 315 | 7 |
| Nov 16 | @ Pit | L | S | 33 | 22 | 66.7 | 306 | 9.3 | 1 | 4 | 75t | 5 | 42 | 66.8 | 5 | 5 | 1.0 | 7t | 1 | 311 | 7r, 75 |
| Nov 26 | @ Ind | W | S | 25 | 17 | 68.0 | 184 | 7.4 | 1 | 2 | 37 | 0 | 0 | 69.4 | 3 | 4 | 1.3 | 6 | 0 | 188 | 2 |
| Dec 3 | Hou | W | S | 23 | 15 | 65.2 | 150 | 6.5 | 1 | 0 | 24t | 2 | 4 | 98.1 | 3 | 23 | 7.7 | 12 | 1 | 173 | 9r, 24 |
| Dec 10 | @ Ari | L | S | 31 | 16 | 51.6 | 159 | 5.1 | 0 | 2 | 29 | 3 | 20 | 39.6 | 2 | 11 | 5.5 | 7 | 0 | 170 | |
| Dec 17 | @ SF | L | S | 33 | 23 | 69.7 | 241 | 7.3 | 2 | 0 | 25 | 1 | 3 | 110.8 | 2 | 4 | 2.0 | 2 | 0 | 245 | 4, 8 |
| Dec 24 | LAR | L | S | 39 | 22 | 56.4 | 275 | 7.1 | 0 | 1 | 37 | 1 | 6 | 67.8 | 3 | 24 | 8.0 | 14 | 0 | 299 | |
| Dec 31 | Jax | W | S | 21 | 12 | 57.1 | 134 | 6.4 | 1 | 0 | 66t | 3 | 18 | 92.2 | 10 | 60 | 6.0 | 15 | 0 | 194 | 66 |
| Totals | | | | 9-7 | 15/15 | 453 | 281 | 62.0 | 3,232 | 7.1 | 13 | 15 | 75t | 27 | 312 | 5.2 | 34t | 5 | | | |
| Playoffs | | | | | | | | | | | | | | | | | | | | | |
| Jan 6 | @ KC | W | S | 31 | 19 | 61.3 | 205 | 6.6 | 2 | 1 | 29 | 2 | 10 | 88.8 | 8 | 46 | 5.8 | 17 | 0 | 251 | 6, 22 |
| Jan 13 | @ NE | L | S | 37 | 22 | 59.5 | 254 | 6.9 | 2 | 0 | 36 | 8 | 52 | 98.3 | 4 | 37 | 9.3 | 11 | 0 | 291 | 15, 11 |
| Totals | | | | 1-1 | 2/2 | 68 | 41 | 60.3 | 459 | 6.8 | 4 | 1 | 36 | 10 | 83 | 6.9 | 17 | 0 | | | |

MARCUS MARIOTA'S NFL STATISTICS

REGULAR SEASON

| | | | | PASSING | | | | | | | | | | RUSHING | | | | |
|-------------------|------|--------------|-------------|------------|-------------|--------------|------------|-----------|-----------|------------|-----------|------------|-------------|------------|------------|------------|------------|----------|
| Year | Team | GP/GS | Att | Cmp | Pct | Yds | Yd/Att | TD | INT | Lg | Sk | Yds | Rat | Att | Yds | Avg | Lg | TD |
| 2015 | TEN | 12/12 | 370 | 230 | 62.2 | 2,818 | 7.6 | 19 | 10 | 61t | 38 | 258 | 91.5 | 34 | 252 | 7.4 | 87t | 2 |
| 2016 | TEN | 15/15 | 451 | 276 | 61.2 | 3,426 | 7.6 | 26 | 9 | 60 | 23 | 156 | 95.6 | 60 | 349 | 5.8 | 41 | 2 |
| 2017 | TEN | 15/15 | 453 | 281 | 62.0 | 3,232 | 7.1 | 13 | 15 | 75t | 27 | 173 | 79.3 | 60 | 312 | 5.2 | 34t | 5 |
| NFL Totals | | 42/42 | 1274 | 787 | 61.8 | 9,476 | 7.4 | 58 | 34 | 75t | 88 | 587 | 88.6 | 154 | 913 | 5.9 | 87t | 9 |

Regular Season Career record as starter: 20-22 (.476); Playoffs: 1-1 (.500)

PLAYOFFS

| | | | | PASSING | | | | | | | | | | RUSHING | | | | |
|-------------------|------|------------|-----------|-----------|-------------|------------|------------|----------|----------|-----------|-----------|-----------|-------------|-----------|-----------|------------|-----------|----------|
| Year | Team | GP/GS | Att | Cmp | Pct | Yds | Yd/Att | TD | INT | Lg | Sk | Yds | Rat | Att | Yds | Avg | Lg | TD |
| 2017 | TEN | 2/2 | 68 | 41 | 60.3 | 459 | 6.8 | 4 | 1 | 36 | 10 | 62 | 93.9 | 12 | 83 | 6.9 | 17 | 0 |
| NFL Totals | | 2/2 | 68 | 41 | 60.3 | 459 | 6.8 | 4 | 1 | 36 | 10 | 62 | 93.9 | 12 | 83 | 6.9 | 17 | 0 |

Single-Game Highs

Attempts - **44 (Twice, last vs. Cincinnati 11/12/17)**
 Completions - 28 at New Orleans (11/8/15)
 Passing Yards - 371 at New Orleans (11/8/15)
 Touchdown Passes - 4 (Three times, last at Green Bay 11/13/16)
 Long Completion - **75t at Pittsburgh (11/16/17)**
 Rushes - **10 vs. Jacksonville (12/31/17)**
 Rushing Yards - 112 vs. Jacksonville (12/6/15)
 Long Rush - 87t vs. Jacksonville (12/6/15)
 Rushing Touchdowns - **2 at Houston (10/1/17)**

Playoff Single-Game Highs

Attempts - **37 at New England (1/13/18)**
 Completions - **22 at New England (1/13/18)**
 Passing Yards - **254 at New England (1/13/18)**
 Touchdown Passes - **2 (Twice, last at New England 1/13/18)**
 Long Completion - **36 at New England (1/13/18)**
 Rushes - **8 at Kansas City (1/6/18)**
 Rushing Yards - **46 at Kansas City (1/6/18)**
 Long Rush - **17 at Kansas City (1/6/18)**

Additional Statistics

Receptions - 41-yard touchdown (at N.Y. Jets 12/13/15); **6-yard touchdown (at Kansas City 1/6/18)**
 Fumble Recovery - 2 (2016)
 Misc. Tackles - **2 (2017)**



18 RISHARD MATTHEWS

WIDE RECEIVER • 6'0" • 217 LBS • COLLEGE: NEVADA

ACQUIRED: UNRESTRICTED FREE AGENT (MIA) - 2016

NFL EXPERIENCE (NFL/TITANS): 6/2 • HOMETOWN: SANTA ANA, CALIF.

GAMES PLAYED/GAMES STARTED: 79/37 (PLAYOFFS: 2/2)



PRO: The Titans signed Rishard Matthews early in the 2016 free agency period to bring veteran experience and big-play potential to the wide receiver position. The 6-foot, 217-pounder is coming off his most successful season in 2016 in which he recorded career highs with 65 receptions, 945 receiving yards and nine touchdowns. Matthews spent his first four NFL campaigns with the Miami Dolphins after being drafted by the team in the seventh round of the 2012 NFL Draft. The University of Nevada product is a versatile player, having lined up outside and in the slot.

CAREER HIGHLIGHTS:

- In 2016, Matthews set career highs with 65 receptions (tied for team lead), a team-high 945 receiving yards and a team-high nine touchdown receptions.
- His nine touchdowns in 2016 more than doubled his previous career total of eight touchdowns in his first four NFL seasons, all of which he spent in Miami. His 2016 total tied for sixth in the NFL and tied for second in the AFC. In franchise history, Matthews' nine touchdown catches tied for ninth all-time.
- In 2015, Matthews set career-highs with 43 catches, 662 receiving yards and four touchdown receptions despite playing in just 11 games for the Miami Dolphins.
- In 2013, Matthews appeared in all 16 games with the Dolphins and hauled in 41 receptions for 448 yards with two touchdowns.

TITANS TIDBITS:

- Matthews' father, Andre, is a retired U.S. Marine Corps master sergeant.
- In October 2015, Matthews' half-brother Christopher Ruiz was killed while serving as a retired Marine working as a private defense contractor in Afghanistan. Ruiz served in the Marines for 10 years, and served overseas in Operation Iraqi Freedom. He was in Afghanistan training locals to fight for their country, when he was killed. Ruiz was one of six U.S. Airmen and five other civilian contractors killed in the crash of an Air Force C-130 as it tried to put down at the Jalalabad Airfield on Oct. 2.
- Matthews wears a bracelet with the words "Forever by my side." It has his fallen brother's name on it, along with the Marines logo. He wears the bracelet every day.

CAREER TRANSACTIONS:

- The Santa Ana, Calif., native was originally selected by the Miami Dolphins in the seventh round (227th overall) of the 2012 NFL Draft.
- Signed by the Titans as an unrestricted free agent on March 11, 2016.

SEASON RECAPS:

2017 (14/11, 2/2 - Tennessee): Played in 14 games with 11 starts at wide receiver and led the team with four receiving touchdowns. Ranked second on the team with 795 receiving yards and third on the squad with 53 receptions. Was inactive for two contests. Started his first two career postseason games and posted four receptions for 42 yards. Has seven career 100-yard receiving performances, including one in 2017 (at PIT). Led or tied for the team lead in receptions three times in 2017 (vs. SEA, at HOU, at SF). Led or tied for the team lead in receiving yards four times in 2017 (vs. SEA, at MIA, at PIT, at SF). Hauled in a career-long 75-yard touchdown catch at Pittsburgh (11/16/17).

- Against Oakland (9/10), started at wide receiver and finished second on the squad with 71 receiving yards on five catches. Notched two third-down conversions during the Titans' opening touchdown drive in the first quarter: a 19-yard catch on third-and-10 and a nine-yard grab on third-and-eight. Extended the Titans' second scoring drive with a 24-yard reception on third-and-five in the second stanza.

- At Jacksonville (9/17), started at wide receiver and hauled in three receptions for 43 yards. Extended the Titans' second scoring drive with a 15-yard grab on third-and-three late in the second quarter. Set up the Titans' second field goal just before halftime with a 20-yard catch over the middle.
- Against Seattle (9/24), started at wide receiver and led the team with six receptions and 87 receiving yards with a touchdown. Kept the Titans' second scoring drive alive with a six-yard catch on third-and-two in the second quarter. Gave the Titans a 16-14 lead with a nifty, 55-yard touchdown catch on a wide receiver screen with 7:34 left to play in the third quarter. The 55-yard reception was the second-longest catch of his career.
- At Houston (10/1), saw action as a reserve at wide receiver and tied for the team lead with three receptions for 49 yards. Set up the Titans' second touchdown with a 28-yard catch down to the Texans' two-yard line in the second quarter.
- At Miami (10/8), started at wide receiver, snared three receptions and tied for the team lead with 34 receiving yards. Kept the Titans' touchdown drive alive with a 17-yard grab on third-and-10 in the third quarter.
- Against Indianapolis (10/16), started at wide receiver and hauled in four receptions for 69 yards. Kickstarted the Titans' late third-quarter scoring drive with a 27-yard grab. Extended the Titans' initial touchdown drive with a leaping, 16-yard grab on third-and-12 in the fourth quarter.
- At Cleveland (10/22), started at wide receiver and caught three passes for 40 yards. Kept the Titans' game-winning scoring drive alive with an eight-yard reception on third-and-three in overtime.
- Against Baltimore (11/5), started at wide receiver and snared four receptions for 70 yards with a touchdown. Kickstarted the Titans' opening scoring drive with his 200th career reception, a 29-yard catch on the first play of the game. Gave the Titans a 10-3 lead with a 16-yard touchdown catch in the end zone with 1:04 left to play in the opening quarter.
- Against Cincinnati (11/12), started at wide receiver and hauled in five catches for 50 yards. Kept the Titans' scoring drive just before the half alive with an eight-yard reception on third-and-five.
- At Pittsburgh (11/16), started at wide receiver and posted his seventh career 100-yard receiving performance with a team-best 113 receiving yards on five catches including a touchdown. Kept the Titans' first touchdown drive alive with an eight-yard catch on third-and-six in the first quarter. Opened the second half with a career-long 75-yard touchdown catch to make the score 16-14.
- At Indianapolis (11/26), was inactive.
- Against Houston (12/3), was inactive.
- At Arizona (12/10), played as a reserve at wide receiver and hauled in three catches for 19 yards.
- At San Francisco (12/17), saw action as a reserve at wide receiver and led the team with six receptions and 95 receiving yards with a touchdown. Kept the Titans' first scoring drive alive with a 21-yard reception on third-and-two late in the first quarter and in the process went over the 3,000-yard career mark. Hauled in a 25-yard catch to the 49ers' four-yard line during the Titans' touchdown drive before halftime. Converted a third-and-four with a 21-yard reception during the Titans' second touchdown drive late in the third stanza. Gave the Titans a 20-16 lead with an eight-yard touchdown catch on third-and-goal early in the final quarter.
- Against Los Angeles Rams (12/24), started at wide receiver and snared two receptions for 48 yards. Kept the Titans' touchdown drive alive with a 25-yard catch-and-run reception on third-and-six in the third stanza. Converted a third-and-three with a 25-yard catch during a Titans' scoring drive late in the third quarter.
- Against Jacksonville (12/31), started at wide receiver and caught one pass for seven yards.

- At Kansas City (1/6), started at wide receiver and notched one reception for 15 yards in his first career postseason game.
- At New England (1/13), started at wide receiver and caught three passes for 27 yards. Extended the Titans' initial touchdown drive with an eight-yard reception on third-and-three in the first stanza.

2016 (16/9 - Tennessee): Saw action in all 16 games with nine starts at wide receiver and led the team with a career-best nine receiving touchdowns and a career-high 945 receiving yards. Tied for the team lead with a career-best 65 receptions. Led the team in receiving yards five times in 2016 (at HOU, at IND, at CHI, at KC, vs. HOU). Led or tied for the team lead in receptions three times in 2016 (vs. JAX, at IND, vs. HOU). Posted a career-high 122 receiving yards at Indianapolis (11/20/16).

- Against Minnesota (9/11), made his Titans debut as a reserve at wide receiver and snared three receptions for 26 yards.
- At Detroit (9/18), started at wide receiver and totaled four receptions for 40 yards. Kickstarted the Titans' first touchdown drive with a 20-yard catch late in the third quarter.
- Against Oakland (9/25), started at wide receiver and collected three receptions for 32 yards.
- At Houston (10/2), saw action as a reserve at wide receiver and led the team with 82 receiving yards on two catches. Set up the Titans' first touchdown with a career-long 60-yard reception down the left sideline in the second quarter. Kept the Titans' third-quarter scoring drive alive with a 22-yard reception on third-and-nine.
- At Miami (10/9), played as a reserve at wide receiver and caught four passes for 32 yards with a touchdown. Sealed the Titans' 30-17 victory with a diving, four-yard touchdown catch with 8:23 left to play in the game.
- Against Cleveland (10/16), saw action as a reserve at wide receiver and hauled in three receptions for 70 yards with a touchdown. Gave the Titans a 7-0 advantage with an 11-yard touchdown catch with 10:37 remaining in the first quarter. Set up the Titans' third touchdown with a diving, 43-yard reception in the third quarter.
- Against Indianapolis (10/23), played as a reserve at wide receiver and snared four receptions for 37 yards. Kept the Titans' touchdown drive alive late in the first half with a six-yard grab on third-and-three. Extended the Titans' final touchdown drive by fighting for the first down on a 20-yard reception on third-and-19 in the fourth quarter.
- Against Jacksonville (10/27), started at wide receiver and tied for the team lead with four receptions for 38 yards with a touchdown. Extended the Titans' first scoring drive with a 16-yard catch on third-and-four in the first quarter. Increased the Titans lead to 33-8 with a four-yard touchdown catch on third-and-goal with 6:53 remaining in the third quarter.
- At San Diego (11/6), played as a reserve at wide receiver and caught six passes for 63 yards while tying a career-high with two receiving touchdowns. Cut the Chargers' lead to 16-7 with a 16-yard touchdown reception with 11:14 left to play in the second quarter. Got open in the left corner of the end zone for his second touchdown of the afternoon, a seven-yard reception, with 14 seconds remaining in the first half.
- Against Green Bay (11/13), started at wide receiver and collected three receptions for 63 yards with a touchdown. Got open in the end zone for a 32-yard touchdown catch with 8:45 left to play in the second quarter. Extended the Titans' final scoring drive with a 22-yard reception on third-and-three in the fourth quarter.
- At Indianapolis (11/20), started at wide receiver and led the team with a career-high 122 receiving yards on a team-best nine receptions. Hauled in a 35-yard reception in the second quarter.
- At Chicago (11/27), started at wide receiver and led the team with 64 receiving yards on three receptions, including a touchdown. Increased the Titans lead to 21-7 with a diving, 29-yard touchdown grab in the end zone with 1:15 left play in the first half. Extended the Titans' third-quarter scoring drive with an 11-yard reception on third-and-nine.
- Against Denver (12/11), started at wide receiver and snared one reception for 26 yards.
- At Kansas City (12/18), saw significant action as a reserve at wide receiver and led the team with 105 receiving yards on four catches. Set up the Titans' initial touchdown with a leaping, 46-yard grab on a flea-flicker early in the second stanza.
- At Jacksonville (12/24), started at wide receiver and caught three passes for 31 yards with a touchdown. Cut the Jaguars' lead to 10-7 with a three-yard touchdown catch on third-and-three with 8:59 left to play in the second quarter.
- Against Houston (1/1), started at wide receiver and led the team with nine receptions and 114 receiving yards with a touchdown. Extended the Titans' second quarter touchdown drive with a leaping 25-yard catch on

third-and-16. Increased the Titans' lead to 14-0 with a two-yard touchdown reception with 23 seconds remaining in the first half. Registered a pair of third-down conversions during the Titans' final scoring drive: an eight-yard grab on third-and-four and a 50-yard bomb on third-and-17 in the fourth quarter.

2015 (11/11 - Miami): Started the first 11 games of the season and totaled career-highs with 43 receptions for 662 yards (15.4 avg.) and four touchdowns. Missed the final five contests due to injury. Was placed on injured reserve on Jan. 2, 2016. His 662 receiving yards ranked second on the team and his 43 receptions ranked third on the squad. Added one rush for four yards. Made one miscellaneous tackle. Had one punt return for nine yards.

- At Washington (9/13), started the season opener and had four receptions for 34 yards and one touchdown.
- At Jacksonville (9/20), started at wide receiver and posted a season-high six receptions for 115 yards. Recorded a 48-yard reception on the team's opening drive in the first quarter.
- Against Buffalo (9/27), caught six passes for 113 yards and two touchdowns.
- Against Houston (10/25), was named a team captain and caught three passes for 75 yards and one touchdown in 44-26 victory.
- At New England (10/29), caught a season-high seven passes for 62 yards.

2014 (14/0 - Miami): Played in 14 games as a reserve and finished the season with 12 receptions for 135 yards and two touchdowns. Added one rush for three yards. Posted four tackles on special teams.

- At Oakland (9/28), had two catches for 27 yards with a season-long 23-yard reception in London.
- At Jacksonville (10/26), recorded a three-yard touchdown reception.
- Against San Diego (11/2), had one reception for a 21-yard touchdown on the opening possession of the second half. Recorded touchdown receptions in consecutive games for the first time in his career.

2013 (16/5 - Miami): Played in all 16 games with five starts and recorded 41 catches for 448 yards and two touchdowns. Led the team in receptions once and in receiving yardage twice. Had one game of double figure receptions and one game of 100-plus yards in receptions.

- Against Atlanta (9/22), had four catches for 42 yards.
- At Tampa Bay (11/11), made his first start of season and led the Dolphins in receptions and receiving yardage with 11 catches for 120 yards and two touchdowns. It was his first career 100-yard reception game and the first touchdowns of his NFL career. He became the first player in Dolphins history to record 11 or more receptions and two or more touchdown catches in the same game.
- Against New England (12/15), registered five receptions for 64 yards.
- Against N.Y. Jets (12/29), led the team in receiving yards with four catches for 58 yards.

2012 (8/1 - Miami): Played in eight games with one start and recorded 11 catches for 151 yards. Did not play once and was inactive seven games.

- At Buffalo (11/15), made first NFL reception with one catch for 19 yards.
- Against Jacksonville (12/16), registered three receptions for 23 yards.
- Against Buffalo (12/23), posted two catches for 37 yards, including season-long 30-yard catch.
- At New England (12/30), made his first NFL start and collected three catches for 36 yards.

COLLEGE:

- Was a two-year starter at Nevada (2010-11). Also attended Bakersfield College (2009) and Santa Ana (Calif.) College (2007-08).
- Played in 26 career games with 25 starts at Nevada and recorded 147 receptions for 2,243 yards (15.4 avg.) and 13 touchdowns. Added 10 rushes for 75 yards and two scores. Returned 48 punts for 551 yards (11.5 avg.) with two scores and totaled 91 yards on five kickoff returns (18.2 avg.).
- As a junior (2011), started 12 games and named second-team All-American and first-team All-Western Athletic Conference as a punt returner and receiver. Recorded 91 receptions for 1,364 yards (15.4 avg.) and eight touchdowns. Led the WAC and ranked 10th nationally with an average of 7.58 receptions per game. Returned 23 punts for 307 yards (13.4 avg.). Posted seven games with 100-plus receiving yards, including two games of 200-plus yards.
- As a sophomore (2010), played in 14 games with 13 starts as a

sophomore and was named as an honorable mention All-American and first-team All-WAC. Recorded 56 receptions for 879 yards (15.7 avg.) and five touchdowns. Scored twice on five carries for 76 yards (15.2 avg.). Added 91 yards on five kickoff returns (18.2 avg.) and had 25 punt returns for 244 yards (9.8 avg.) with a touchdown.

- In 2009, played in 11 games at Bakersfield College and led the team with 47 receptions for 619 yards (13.2 avg.) and six touchdowns. Carried seven times for 20 yards and added 17 punt returns for 319 yards (18.9 avg.).
- Attended Santa Ana (Calif.) College from 2007-08.
- Majored in physical education at Nevada.

PERSONAL:

- Attended Saddleback (Santa Ana, Calif.) High School and earned All-State, All-Golden West Football Conference and All-CIF Southern section honors as a receiver and strong safety as a senior.
- Caught 47 passes for 1,058 yards (22.5 avg.) and 16 touchdowns. Added 98 yards and a score on 13 carries (7.5 avg.). Produced a total of 132 points that included 22 touchdowns, as he scored twice on 11 punt returns for 270 yards (24.55 avg), adding two more touchdowns on 10 kickoff returns for 407 yards (40.7 avg).
- Also lettered for the basketball team, as he averaged 9.8 points, 6.8

rebounds, 2.6 assists, 0.3 blocks and 2.3 steals.

- Attended Clovis (N.M.) High School in 2005 and rushed 29 times for 358 yards (12.4 avg.) and five touchdowns. Added 43 receptions for 839 yards and 12 touchdowns.
- Follow Matthews on Twitter at @_RMatthews.
- Follow Matthews on Instagram at @rishardmatthews.
- Born Rishard Andre Matthews on Oct. 12, 1989 in San Diego, Calif.

RISHARD MATTHEWS' GAME-BY-GAME

2012 Miami Dolphins

| 2012 Miami Dolphins | | | | RECEIVING | | | | | |
|---------------------|---|------|-----|-----------|----|-----|------|----|----|
| Date | | Opp. | W/L | P/S | No | Yds | Avg | Lg | TD |
| Sept 9 | @ | Hou | L | IA | | | | | |
| Sept 16 | | Oak | W | p | 0 | 0 | - | - | 0 |
| Sept 23 | | NYJ | L | IA | | | | | |
| Sept 30 | @ | Ari | L | IA | | | | | |
| Oct 7 | @ | Cin | W | IA | | | | | |
| Oct 14 | | StL | W | IA | | | | | |
| Oct 28 | @ | NYJ | W | IA | | | | | |
| Nov 4 | @ | Ind | L | DNP | | | | | |
| Nov 11 | | Ten | L | IA | | | | | |
| Nov 15 | @ | Buf | L | p | 1 | 19 | 19.0 | 19 | 0 |
| Nov 25 | | Sea | W | p | 0 | 0 | - | - | 0 |
| Dec 2 | | NE | L | p | 1 | 28 | 28.0 | 28 | 0 |
| Dec 9 | @ | SF | L | p | 1 | 8 | 8.0 | 8 | 0 |
| Dec 16 | | Jax | W | p | 3 | 23 | 7.7 | 11 | 0 |
| Dec 23 | | Buf | W | p | 2 | 37 | 18.5 | 30 | 0 |
| Dec 30 | @ | NE | L | S | 3 | 36 | 12.0 | 20 | 0 |
| Totals | | | 7-9 | 8/1 | 11 | 151 | 13.7 | 30 | 0 |

2013 Miami Dolphins

| 2013 Miami Dolphins | | | | RECEIVING | | | | |
|---------------------|-------|-----|------|-----------|-----|------|-----|----|
| Date | Opp. | W/L | P/S | No | Yds | Avg | Lg | TD |
| Sept 8 | @ Cle | W | p | 0 | 0 | - | - | 0 |
| Sept 15 | @ Ind | W | p | 0 | 0 | - | - | 0 |
| Sept 22 | Atl | W | p | 4 | 42 | 10.5 | 14 | 0 |
| Sept 30 | @ NO | L | p | 1 | 21 | 21.0 | 21 | 0 |
| Oct 6 | Bal | L | p | 0 | 0 | - | - | 0 |
| Oct 20 | Buf | L | p | 0 | 0 | - | - | 0 |
| Oct 27 | @ NE | L | p | 3 | 30 | 10.0 | 20 | 0 |
| Oct 31 | Cin | W | p | 2 | 24 | 12.0 | 16 | 0 |
| Nov 11 | @ TB | L | S | 11 | 120 | 10.9 | 19t | 2 |
| Nov 17 | SD | W | p | 4 | 52 | 13.0 | 29 | 0 |
| Nov 24 | Car | L | S | 3 | 2 | 0.7 | 4 | 0 |
| Dec 1 | @ NYJ | W | S | 2 | 21 | 10.5 | 13 | 0 |
| Dec 8 | @ Pit | W | p | 1 | 5 | 5.0 | 5 | 0 |
| Dec 15 | NE | W | S | 5 | 64 | 12.8 | 24 | 0 |
| Dec 22 | @ Buf | L | S | 1 | 9 | 9.0 | 9 | 0 |
| Dec 29 | NYJ | L | p | 4 | 58 | 14.5 | 21 | 0 |
| Totals | | 8-8 | 16/5 | 41 | 448 | 10.9 | 29 | 2 |

2014 Miami Dolphins

| 2014 Miami Dolphins | | | | RECEIVING | | | | | |
|---------------------|------|-----|------|-----------|-----|------|------|-----|---|
| Date | Opp. | W/L | P/S | No | Yds | Avg | Lg | TD | |
| Sept 7 | | NE | W | p | 0 | 0 | - | - | 0 |
| Sept 14 | @ | Buf | L | p | 1 | 4 | 4.0 | 4 | 0 |
| Sept 21 | | KC | L | p | 1 | 13 | 13.0 | 13 | 0 |
| Sept 28 | @ | Oak | W | p | 2 | 27 | 13.5 | 23 | 0 |
| Oct 12 | | GB | L | p | 0 | 0 | - | - | 0 |
| Oct 19 | @ | Chi | W | p | 0 | 0 | - | - | 0 |
| Oct 26 | @ | Jax | W | p | 1 | 3 | 3.0 | 3t | 1 |
| Nov 2 | | SD | W | p | 1 | 21 | 21.0 | 21t | 1 |
| Nov 9 | @ | Det | L | p | 1 | 14 | 14.0 | 14 | 0 |
| Nov 13 | | Buf | W | p | 0 | 0 | - | - | 0 |
| Nov 23 | @ | Den | L | p | 2 | 24 | 12.0 | 18 | 0 |
| Dec 1 | @ | NYJ | W | p | 0 | 0 | - | - | 0 |
| Dec 7 | | Bal | L | p | 1 | 13 | 13.0 | 13 | 0 |
| Dec 14 | @ | NE | L | p | 2 | 16 | 8.0 | 11 | 0 |
| Dec 21 | | Min | W | IA | | | | | |
| Dec 28 | | NYJ | L | IA | | | | | |
| Totals | | 8-8 | 14/0 | 12 | 135 | 11.3 | 23 | 2 | |

2015 Miami Dolphins

| 2015 Miami Dolphins | | | | RECEIVING | | | | |
|---------------------|-------|------|---|-----------|-----|------|-----|----|
| Date | Opp. | W/L | P/S | No | Yds | Avg | Lg | TD |
| Sept 13 | @ Was | W | S | 4 | 34 | 8.5 | 15 | 1 |
| Sept 20 | @ Jax | L | S | 6 | 115 | 19.2 | 48 | 0 |
| Sept 27 | Buf | L | S | 6 | 113 | 18.8 | 46t | 2 |
| Oct 4 | NYJ | L | S | 1 | 16 | 16.0 | 16 | 0 |
| Oct 18 | @ Ten | W | S | 6 | 85 | 14.2 | 24 | 0 |
| Oct 25 | Hou | W | S | 3 | 75 | 25.0 | 53t | 1 |
| Oct 29 | @ NE | L | S | 7 | 62 | 8.9 | 17 | 0 |
| Nov 8 | @ Buf | L | S | 4 | 54 | 13.5 | 21 | 0 |
| Nov 15 | @ Phi | W | S | 5 | 93 | 18.6 | 43 | 0 |
| Nov 22 | Dal | L | S | 1 | 15 | 15.0 | 15 | 0 |
| Nov 29 | @ NYJ | L | S | 0 | 0 | - | - | 0 |
| Dec 6 | Bal | W | IA | | | | | |
| Dec 14 | NYG | L | IA | | | | | |
| Dec 20 | @ SD | L | IA | | | | | |
| Dec 27 | Ind | L | IA | | | | | |
| Jan 3 | NE | W | Placed on injured reserve on Jan. 2, 2016 | | | | | |
| Totals | | 6-10 | 11/11 | 43 | 662 | 15.4 | 53t | 4 |

2016 Tennessee Titans

| 2016 Tennessee Titans | | | | RECEIVING | | | | | |
|-----------------------|------|-----|------|-----------|-----|------|------|-----|---|
| Date | Opp. | W/L | P/S | No | Yds | Avg | Lg | TD | |
| Sept 11 | | Min | L | p | 3 | 26 | 8.7 | 11 | 0 |
| Sept 18 | @ | Det | W | S | 4 | 40 | 10.0 | 20 | 0 |
| Sept 25 | | Oak | L | S | 3 | 32 | 10.7 | 14 | 0 |
| Oct 2 | @ | Hou | L | p | 2 | 82 | 41.0 | 60 | 0 |
| Oct 9 | @ | Mia | W | p | 4 | 32 | 8.0 | 11 | 1 |
| Oct 16 | | Cle | W | p | 3 | 70 | 23.3 | 43 | 1 |
| Oct 23 | | Ind | L | p | 4 | 37 | 9.3 | 20 | 0 |
| Oct 27 | | Jax | W | S | 4 | 38 | 9.5 | 16 | 1 |
| Nov 6 | @ | SD | L | p | 6 | 63 | 10.5 | 16t | 2 |
| Nov 13 | | GB | W | S | 3 | 63 | 21.0 | 32t | 1 |
| Nov 20 | @ | Ind | L | S | 9 | 122 | 13.6 | 35 | 0 |
| Nov 27 | @ | Chi | W | S | 3 | 64 | 21.3 | 29t | 1 |
| Dec 11 | | Den | W | S | 1 | 26 | 26.0 | 26 | 0 |
| Dec 18 | @ | KC | W | p | 4 | 105 | 26.3 | 46 | 0 |
| Dec 24 | @ | Jax | L | S | 3 | 31 | 10.3 | 14 | 1 |
| Jan 1 | | Hou | W | S | 9 | 114 | 12.7 | 50 | 1 |
| Totals | | 9-7 | 16/9 | 65 | 945 | 14.5 | 60 | 9 | |

2017 Tennessee Titans

| 2017 Tennessee Titans | | | | RECEIVING | | | | |
|-----------------------|-------|-----|-------|-----------|-----|------|-----|----|
| Date | Opp. | W/L | P/S | No | Yds | Avg | Lg | TD |
| Sept 10 | Oak | L | S | 5 | 71 | 14.2 | 24 | 0 |
| Sept 17 | @ Jax | W | S | 3 | 43 | 14.3 | 20 | 0 |
| Sept 24 | Sea | W | S | 6 | 87 | 14.5 | 55t | 1 |
| Oct 1 | @ Hou | L | p | 3 | 49 | 16.3 | 28 | 0 |
| Oct 8 | @ Mia | L | S | 3 | 34 | 11.3 | 17 | 0 |
| Oct 16 | Ind | W | S | 4 | 69 | 17.3 | 27 | 0 |
| Oct 22 | @ Cle | W | S | 3 | 40 | 13.3 | 18 | 0 |
| Nov 5 | Bal | W | S | 4 | 70 | 17.5 | 29 | 1 |
| Nov 12 | Cin | W | S | 5 | 50 | 10.0 | 20 | 0 |
| Nov 16 | @ Pit | L | S | 5 | 113 | 22.6 | 75t | 1 |
| Nov 26 | @ Ind | W | IA | | | | | |
| Dec 3 | Hou | W | IA | | | | | |
| Dec 10 | @ Ari | L | p | 3 | 19 | 6.3 | 10 | 0 |
| Dec 17 | @ SF | L | p | 6 | 95 | 15.8 | 25 | 1 |
| Dec 24 | LAR | L | S | 2 | 48 | 24.0 | 25 | 0 |
| Dec 31 | Jax | W | S | 1 | 7 | 7.0 | 7 | 0 |
| Totals | | 9-7 | 14/11 | 53 | 795 | 15.0 | 75t | 4 |
| Playoffs | | | | | | | | |
| Jan 6 | @ KC | W | S | 1 | 15 | 15.0 | 15 | 0 |
| Jan 13 | @ NE | L | S | 3 | 27 | 9.0 | 12 | 0 |
| Totals | | 1-1 | 2/2 | 4 | 42 | 10.5 | 15 | 0 |

RISHARD MATTHEWS' NFL STATISTICS

REGULAR SEASON

| REGULAR SEASON | | | | RECEIVING | | | | | RUSHING | | | | |
|----------------|-----------|----|----|-----------|-------|------|-----|----|---------|-----|------|----|----|
| Year | Team | GP | GS | No | Yds | Avg | Lg | TD | Att | Yds | Avg | Lg | TD |
| 2012 | Miami | 8 | 1 | 11 | 151 | 13.7 | 30 | 0 | 0 | 0 | - | 0 | 0 |
| 2013 | Miami | 16 | 5 | 41 | 448 | 10.9 | 29 | 2 | 0 | 0 | - | 0 | 0 |
| 2014 | Miami | 14 | 0 | 12 | 135 | 11.3 | 23 | 2 | 1 | 3 | 3.0 | 3 | 0 |
| 2015 | Miami | 11 | 11 | 43 | 662 | 15.4 | 53t | 4 | 1 | 4 | 4.0 | 4 | 0 |
| 2016 | Tennessee | 16 | 9 | 65 | 945 | 14.5 | 60 | 9 | 0 | 0 | - | 0 | 0 |
| 2017 | Tennessee | 14 | 11 | 53 | 795 | 15.0 | 75t | 4 | 1 | -3 | -3.0 | -3 | 0 |
| NFL Totals | | 79 | 37 | 225 | 3,136 | 13.9 | 75t | 21 | 3 | 4 | 1.3 | 4 | 0 |

PLAYOFFS

| PLAYOFFS | | | | | RECEIVING | | | | RUSHING | | | | |
|------------|-----------|----|----|----|-----------|------|----|----|---------|-----|-----|----|----|
| Year | Team | GP | GS | No | Yds | Avg | Lg | TD | Att | Yds | Avg | Lg | TD |
| 2017 | Tennessee | 2 | 2 | 4 | 42 | 10.5 | 15 | 0 | 0 | 0 | - | 0 | 0 |
| NFL Totals | | 2 | 2 | 4 | 42 | 10.5 | 15 | 0 | 0 | 0 | - | 0 | 0 |

Single-Game Highs

Receptions - 11 at Tampa Bay (11/11/13)
 Receiving Yards - 122 at Indianapolis (11/20/16)
 Long Reception - **75t at Pittsburgh (11/16/17)**
 Touchdowns - 2 (Three times, last at San Diego 11/6/16)

Additional Statistics

Punt Returns - 1 FC (2012); 1 for 9 yards (2015)
 Special Teams Tackles - 2 (2013), 4 (2014)
 Misc. Tackles - 2 (2012), 3 (2013), 1 (2015), **2 (2017)**

Playoff Single-Game Highs

Receptions - **3 at New England (1/13/18)**
 Receiving Yards - **27 at New England (1/13/18)**
 Long Reception - **15 at Kansas City (1/6/18)**

Additional Playoff Statistics

Misc. Tackles - **1 (2017)**



23 BRICE MCCAIN

CORNERBACK • 5'9" • 190 LBS • COLLEGE: UTAH

ACQUIRED: FREE AGENT - 2016 • NFL EXPERIENCE (NFL/TITANS): 9/2

HOMETOWN: TERRELL, TEXAS

GAMES PLAYED/GAMES STARTED: 132/41 (PLAYOFFS: 5/2)



PRO: The Titans signed Brice McCain as a free agent early in the 2016 offseason to add competition and experience to the cornerback position. The 5-foot-9-inch, 190-pounder is a veteran defensive back that has seen time outside and as a nickel corner during his seven NFL seasons. Prior to arriving in Tennessee, the University of Utah product spent his first five NFL campaigns as a member of the Houston Texans. McCain has also seen action with the Pittsburgh Steelers and the Miami Dolphins.

CAREER HIGHLIGHTS:

- In 2016, McCain tied for second on the team with 12 passes defended and two interceptions in his first season with the Titans.
- In 2015, McCain saw action in 14 games in his only season in Miami and tallied 39 tackles, one interception and 10 passes defended.
- In 2014, McCain played in 14 games for the Pittsburgh Steelers and registered a career-best three interceptions to go along with 25 tackles and six passes defended.

TITANS TIDBITS:

- In 2014, McCain played with the Pittsburgh Steelers and worked with current Titans defensive coordinator Dick LeBeau. McCain kept his notes from playing in LeBeau's defense and referenced them when making the transition to Tennessee.

CAREER TRANSACTIONS:

- The Terrell, Texas, native was originally selected by the Houston Texans in the sixth round (188th overall) of the 2009 NFL Draft.
- Re-signed by the Texans as an unrestricted free agent on March 20, 2013.
- Released by the Texans on March 11, 2014.
- Signed by the Pittsburgh Steelers as a free agent on April 1, 2014.
- Signed by the Miami Dolphins as an unrestricted free agent on March 11, 2015.
- Released by the Dolphins on Feb. 16, 2016.
- Signed by the Titans as a free agent on March 2, 2016.

SEASON RECAPS:

2017 (16/1, 2/0 - Tennessee): Played in all 16 games with one start at cornerback and registered 11 tackles, three passes defended and three special teams stops. Saw action as a reserve in both postseason contests. Led the team in passes defended once in 2017 (at ARZ). Tied for the team lead in special teams tackles once in 2017 (at HOU). Played in his 125th career regular season game against Cincinnati (11/12/17).

- Against Oakland (9/10), saw significant action as a reserve at cornerback and posted two tackles.
- At Jacksonville (9/17), played as a reserve at cornerback and collected a tackle.
- Against Seattle (9/24), saw action as a reserve at cornerback and notched a pass defended. Broke up a pass intended for Paul Richardson in the fourth quarter.
- At Houston (10/1), played as a reserve at cornerback and tallied a tackle. Tied for the team lead with a special teams tackle.
- At Miami (10/8), saw action as a reserve on special teams.
- Against Indianapolis (10/16), played as a reserve at cornerback and recorded a tackle. Notched a special teams tackle on coverage units.
- At Cleveland (10/22), saw action as a reserve at cornerback.
- Against Baltimore (11/5), played as a reserve at cornerback. Notched a special teams tackle on coverage units.
- Against Cincinnati (11/12), saw action as a reserve at cornerback in his 125th career regular season game and recorded a pass defended. Ended

a Bengals' drive by deflecting a third-and-four pass intended for Brandon LaFell in the third quarter.

- At Pittsburgh (11/16), played as a reserve at cornerback and notched a tackle.
- At Indianapolis (11/26), saw action as a reserve at cornerback.
- Against Houston (12/3), played as a reserve at cornerback and produced three tackles.
- At Arizona (12/10), saw action as a reserve at cornerback and tallied a tackle and a pass defended. Batted down a third-and-four pass intended for Jaron Brown in the fourth quarter.
- At San Francisco (12/17), played as a reserve at cornerback and posted a tackle.
- Against Los Angeles Rams (12/24), started at cornerback.
- Against Jacksonville (12/31), played as a reserve on special teams.
- At Kansas City (1/6), saw action as a reserve on special teams.
- At New England (1/13), played as a reserve on special teams.

2016 (16/10 - Tennessee): Played in all 16 games with 10 starts at cornerback in his first season with the Titans and tied for second on the team with 12 passes defended and two interceptions. Registered 44 tackles, including a stop for loss. Notched two special teams tackles. Led or tied for the team lead in passes defended twice in 2016 (at IND, at KC). Tied for the team lead in special teams tackles once in 2016 (vs. MIN).

- Against Minnesota (9/11), made his Titans debut as the nickel back and collected four tackles and a pass defended. Posted a special teams tackle on coverage units. Broke up a pass intended for Adam Thielen late in the second quarter.
- Against Oakland (9/25), started at nickelback and tallied two tackles and a pass defended. Broke up a deep pass intended for Seth Roberts in the third quarter.
- Against Indianapolis (10/23), saw significant action as a reserve at cornerback after Perrish Cox left the game in the second quarter with an injury and collected three tackles.
- Against Jacksonville (10/27), started at cornerback and posted two tackles and a pass defended. Broke up a pass intended for Allen Hurns early in the fourth quarter.
- Against Green Bay (11/13), started at nickelback and notched four tackles and an interception. Intercepted an Aaron Rodgers hail mary attempt on the final play of the first half and returned it 33 yards.
- At Indianapolis (11/20), played as a reserve at cornerback and recorded a tackle and two passes defended, including an interception. Forced the Colts to kick a field goal by defending a third-and-16 pass intended for T.Y. Hilton in the fourth quarter. Gave the Titans' offense the ball back by intercepting an Andrew Luck pass intended for T.Y. Hilton in the final stanza.
- At Chicago (11/27), started at nickelback and registered a tackle and two passes defended. Notched a special teams tackle on coverage units. Defended a pass intended for Deonte Thompson in the end zone late in the fourth quarter.
- Against Denver (12/11), started at cornerback and collected three tackles, a stop for loss and a pass defended. Combined with DaQuan Jones to stuff Justin Forsett for a two-yard loss on a rush off right tackle in the fourth quarter. Forced the Broncos to kick a field goal by breaking up a third-and-16 pass intended for Bennie Fowler late in the fourth quarter.
- At Kansas City (12/18), started at cornerback and tallied five tackles and two passes defended. Ended a Chiefs' drive by stopping Jeremy Maclin for no gain on a third-and-three pass in the second quarter. Batted down a pass intended for Travis Kelce in the second quarter. Knocked down a pass intended for Albert Wilson at the goal line in the third stanza.

2015 (14/11 - Miami): Played in 14 games with 11 starts and recorded 39 tackles, one interception and 10 passes defended. Was inactive for two contests.

- At Washington (9/13), made his Dolphins debut with six tackles and an interception in the season-opening victory.
- Against N.Y. Giants (12/14), registered a season-high six solo tackles and had one pass defended.
- Against Indianapolis (12/27), matched his season high with two passes defended.
- Against New England (1/3), participated in his 100th career game with a start, three tackles and one pass defended.

2014 (14/9, 1/1 - Pittsburgh): Played in 14 games with nine starts in his lone season with the Steelers. Notched 24 tackles, three interceptions returned for 56 yards, including one for a touchdown, six passes defended and a fumble recovery. Was inactive for one game and did not play in another contest.

- At Jacksonville (10/5), posted his first interception of the season and the sixth of his NFL career, which he returned 22 yards for a score, marking his second career interception returned for a touchdown.
- Against Baltimore (11/2), registered his first career fumble recovery.
- Against Cincinnati (12/28), notched two interceptions, the first multi-interception game of his career.
- Against Baltimore (1/3), started in the team's Wild Card game and collected six tackles in the contest.

2013 (16/4 - Houston): Played in all 16 games with four starts and recorded 28 tackles, one interception and seven passes defended. Added four special teams tackles.

- Against Jacksonville (11/24), made his first start of the season and tallied three solo tackles and one pass defended.
- At Tennessee (12/29), started and made five solo tackles and two passes defended.

2012 (12/2, 0/0 - Houston): Played in 12 contests with two starts and tallied 19 tackles, a half sack, one interception returned for a career-long 86 yards and eight passes defended. Also registered five special teams tackles. Placed on injured reserve - designated for return with a foot injury on Dec. 4, 2012. Missed the final four regular season games and both postseason contests.

- At N.Y. Jets (10/8), had two tackles, one interception and his first career half sack. Returned the interception 86 yards to set up a field goal.
- Against Baltimore (10/21), registered two tackles and two passes defended.

2011 (16/0, 2/1 - Houston): Played as a reserve in all 16 regular season games collected 25 tackles, two interceptions, one of which he returned for his first career touchdown, and 13 passes defended. Added three special teams tackles. Registered two or more passes defended in a game four times. Played in two playoff games with one start and posted two passes defended.

- At Tennessee (10/23), intercepted a Matt Hasselbeck pass and returned it 38 yards for his first career defensive touchdown. Also contributed three solo tackles and one pass defended.
- At Tampa Bay (11/13), intercepted a pass and returned it 10 yards to set-up a field goal. Also registered two passes defended.
- At Indianapolis (12/22), had a season-high seven tackles and registered two passes defended.
- Against Tennessee (1/1), registered a career-best three passes defended to go along with two solo tackles.
- Against Cincinnati (1/7), started in the AFC Wild Card game and registered two passes defended.

2010 (12/3 - Houston): Played in 12 games with three starts and notched 22 tackles and two passes defended. Was inactive for four games.

- Against Indianapolis (9/12), started and registered a season-high seven tackles.

2009 (16/1 - Houston): Played in all 16 games with one start at cornerback and tallied 11 tackles, one interception and three passes defended. Contributed four special teams tackles.

- Against Indianapolis (11/29), recorded his first career interception and first career pass defended.
- At Jacksonville (12/6), finished with a season-high five tackles.

- Against New England (1/3), made his first NFL start and registered a pass defended and on special teams tackle.

COLLEGE:

- Played in 49 games and made 39 starts in four seasons at Utah. Earned All-Mountain West Conference honors as a defensive back in 2007-08 and as a kick returner in 2006. Finished his career with 103 total tackles and his 21 career passes defended are tied for sixth in school history. Returned 37 kickoffs in his career for 847 yards.
- As a senior (2008), started all 13 games at cornerback and earned first-team all-conference honors. Finished the season with 35 tackles, five passes defended and one interception.
- As a junior (2007), started all 13 games and earned second-team All-MWC honors. Finished the season with 11 passes defended, which ranked third in the conference and is tied for fifth-best in a single-season in school history. Recorded 28 tackles, one interception and one forced fumble.
- As a sophomore (2006), played in 13 games and made 12 starts. Was a named honorable mention all-conference as a kick returner. Led the team with five passes defended and collected 28 tackles. Averaged 22.4 yards per kick return, which ranked fourth in the conference.
- As a freshman (2005), appeared in 10 games as a true freshman and made one start and notched 12 total tackles.
- Majored in economics at Utah.

PERSONAL:

- Graduate of Terrell (Texas) High School where he earned all-state and all-area honors. Named all-district as a running back and a defensive back and was named county and team MVP.
- Also lettered in basketball and track and was part of a 400-meter relay team that finished second in the state.
- Earned academic all-MWC honors.
- Follow McCain on Twitter at @McCain21.
- Follow McCain on Instagram at @Kain21.
- Born Brice McCain on Dec. 10, 1986 in Dallas, Texas.

BRICE MCCAIN'S GAME-BY-GAME

2009 Houston Texans

| Date | Opp | W/L | P/S | Tot Solo Asst | Sk - Yds | QB | TFL | Int- Yds | -TD | PD | FF | FR - Yds | SpT |
|---------------|-------|-----|-----------------|---------------|------------------|-----------|-----------|------------|------------|------------|------------|------------|------------|
| Sept 13 | NYJ | L | p | 2 2 | 0 0.0 0.0 | NA | NA | 0 0 | 0 0 | 0 0 | 0 0 | 0 0 | 0 0 |
| Sept 20 | @ Ten | W | p | 0 0 | 0 0.0 0.0 | NA | NA | 0 0 | 0 0 | 0 0 | 0 0 | 0 0 | 0 0 |
| Sept 27 | Jax | L | p | 0 0 | 0 0.0 0.0 | NA | NA | 0 0 | 0 0 | 0 0 | 0 0 | 0 0 | 0 0 |
| Oct 4 | Oak | W | p | 1 1 | 0 0.0 0.0 | NA | NA | 0 0 | 0 0 | 0 0 | 0 0 | 0 0 | 0 0 |
| Oct 11 | @ Ari | L | p | 2 2 | 0 0.0 0.0 | NA | NA | 0 0 | 0 0 | 0 0 | 0 0 | 0 0 | 0 0 |
| Oct 18 | @ Cin | W | p | 0 0 | 0 0.0 0.0 | NA | NA | 0 0 | 0 0 | 0 0 | 0 0 | 0 0 | 0 0 |
| Oct 25 | SF | W | p | 0 0 | 0 0.0 0.0 | NA | NA | 0 0 | 0 0 | 0 0 | 0 0 | 0 0 | 0 0 |
| Nov 1 | @ Buf | W | p | 1 1 | 0 0.0 0.0 | NA | NA | 0 0 | 0 0 | 0 0 | 0 0 | 0 0 | 1 1 |
| Nov 8 | @ Ind | L | p | 0 0 | 0 0.0 0.0 | NA | NA | 0 0 | 0 0 | 0 0 | 0 0 | 0 0 | 0 0 |
| Nov 23 | Ten | L | p | 0 0 | 0 0.0 0.0 | NA | NA | 0 0 | 0 0 | 0 0 | 0 0 | 0 0 | 1 1 |
| Nov 29 | Ind | L | p | 0 0 | 0 0.0 0.0 | NA | NA | 1 0 | 0 1 | 0 0 | 0 0 | 0 0 | 0 0 |
| Dec 6 | @ Jax | L | p | 5 5 | 0 0.0 0.0 | NA | NA | 0 0 | 0 0 | 0 0 | 0 0 | 0 0 | 0 0 |
| Dec 13 | Sea | W | p | 0 0 | 0 0.0 0.0 | NA | NA | 0 0 | 0 1 | 0 0 | 0 0 | 0 0 | 1 1 |
| Dec 20 | @ StL | W | p | 0 0 | 0 0.0 0.0 | NA | NA | 0 0 | 0 0 | 0 0 | 0 0 | 0 0 | 0 0 |
| Dec 27 | @ Mia | W | p | 0 0 | 0 0.0 0.0 | NA | NA | 0 0 | 0 0 | 0 0 | 0 0 | 0 0 | 0 0 |
| Jan 3 | NE | W | S | 0 0 | 0 0.0 0.0 | NA | NA | 0 0 | 0 1 | 0 0 | 0 0 | 0 0 | 1 1 |
| Totals | | | 9-7 16/1 | 11 11 | 0 0.0 0.0 | NA | NA | 1 0 | 0 3 | 0 0 | 0 0 | 0 0 | 4 4 |

2010 Houston Texans

| Date | Opp | W/L | P/S | Tot Solo Asst | Sk - Yds | QB | TFL | Int- Yds | -TD | PD | FF | FR - Yds | SpT |
|---------------|-------|-----|------------------|---------------|------------------|-----------|-----------|------------|------------|------------|------------|------------|------------|
| Sept 12 | Ind | W | S | 7 5 | 2 0.0 0.0 | NA | NA | 0 0 | 0 0 | 0 0 | 0 0 | 0 0 | 0 0 |
| Sept 19 | @ Was | W | p | 2 1 | 1 0.0 0.0 | NA | NA | 0 0 | 0 0 | 0 0 | 0 0 | 0 0 | 0 0 |
| Sept 26 | Dal | L | p | 3 3 | 0 0.0 0.0 | NA | NA | 0 0 | 0 0 | 0 0 | 0 0 | 0 0 | 0 0 |
| Oct 3 | @ Oak | W | p | 2 1 | 1 0.0 0.0 | NA | NA | 0 0 | 0 1 | 0 0 | 0 0 | 0 2 | 2 2 |
| Oct 10 | NYG | L | p | 2 2 | 0 0.0 0.0 | NA | NA | 0 0 | 0 0 | 0 0 | 0 0 | 0 0 | 0 0 |
| Oct 17 | KC | W | S | 0 0 | 0 0.0 0.0 | NA | NA | 0 0 | 0 1 | 0 0 | 0 0 | 0 0 | 0 0 |
| Nov 1 | @ Ind | L | S | 5 4 | 1 0.0 0.0 | NA | NA | 0 0 | 0 0 | 0 0 | 0 0 | 0 0 | 0 0 |
| Nov 7 | SD | L | p | 0 0 | 0 0.0 0.0 | NA | NA | 0 0 | 0 0 | 0 0 | 0 0 | 0 0 | 0 0 |
| Nov 14 | @ Jax | L | p | 1 1 | 0 0.0 0.0 | NA | NA | 0 0 | 0 0 | 0 0 | 0 0 | 0 0 | 0 0 |
| Nov 21 | @ NYJ | L | p | 0 0 | 0 0.0 0.0 | NA | NA | 0 0 | 0 0 | 0 0 | 0 0 | 0 0 | 1 1 |
| Nov 28 | Ten | W | IA | | | | | | | | | | |
| Dec 2 | @ Phi | L | p | 0 0 | 0 0.0 0.0 | NA | NA | 0 0 | 0 0 | 0 0 | 0 0 | 0 0 | 0 0 |
| Dec 13 | Bal | L | IA | | | | | | | | | | |
| Dec 19 | @ Ten | L | IA | | | | | | | | | | |
| Dec 26 | @ Den | L | IA | | | | | | | | | | |
| Jan 2 | Jax | W | p | 0 0 | 0 0.0 0.0 | NA | NA | 0 0 | 0 0 | 0 0 | 0 0 | 0 0 | 0 0 |
| Totals | | | 6-10 12/3 | 22 17 | 5 0.0 0.0 | NA | NA | 0 0 | 0 2 | 0 0 | 0 0 | 0 0 | 3 3 |

2011 Houston Texans

| Date | Opp | W/L | P/S | Tot Solo Asst | Sk - Yds | QB | TFL | Int- Yds | -TD | PD | FF | FR - Yds | SpT |
|-----------------|-------|-----|------------------|---------------|------------------|-----------|-----------|-------------|-------------|------------|------------|------------|------------|
| Sept 11 | Ind | W | p | 0 0 | 0 0.0 0.0 | NA | NA | 0 0 | 0 1 | 0 0 | 0 0 | 0 0 | 0 0 |
| Sept 18 | @ Mia | W | p | 0 0 | 0 0.0 0.0 | NA | NA | 0 0 | 0 2 | 0 0 | 0 0 | 0 1 | 1 1 |
| Sept 25 | @ NO | L | p | 0 0 | 0 0.0 0.0 | NA | NA | 0 0 | 0 0 | 0 0 | 0 0 | 0 0 | 0 0 |
| Oct 2 | Pit | W | p | 3 3 | 0 0.0 0.0 | NA | NA | 0 0 | 0 0 | 0 0 | 0 0 | 0 0 | 0 0 |
| Oct 9 | Oak | L | p | 1 1 | 0 0.0 0.0 | NA | NA | 0 0 | 0 1 | 0 0 | 0 0 | 0 0 | 0 0 |
| Oct 16 | @ Bal | L | p | 0 0 | 0 0.0 0.0 | NA | NA | 0 0 | 0 0 | 0 0 | 0 0 | 0 0 | 0 0 |
| Oct 23 | @ Ten | W | p | 3 3 | 0 0.0 0.0 | NA | NA | 1 38 | 1 1 | 0 0 | 0 0 | 0 0 | 0 0 |
| Oct 30 | Jac | W | p | 3 3 | 0 0.0 0.0 | NA | NA | 0 0 | 0 0 | 0 0 | 0 0 | 0 0 | 0 0 |
| Nov 6 | Cle | W | p | 0 0 | 0 0.0 0.0 | NA | NA | 0 0 | 0 0 | 0 0 | 0 0 | 0 0 | 1 1 |
| Nov 13 | @ TB | W | p | 2 2 | 0 0.0 0.0 | NA | NA | 1 10 | 0 2 | 0 0 | 0 0 | 0 0 | 0 0 |
| Nov 27 | @ Jac | W | p | 2 2 | 0 0.0 0.0 | NA | NA | 0 0 | 0 1 | 0 0 | 0 0 | 0 0 | 1 1 |
| Dec 4 | Atl | W | p | 1 1 | 0 0.0 0.0 | NA | NA | 0 0 | 0 0 | 0 0 | 0 0 | 0 0 | 0 0 |
| Dec 11 | @ Cin | W | p | 1 1 | 0 0.0 0.0 | NA | NA | 0 0 | 0 0 | 0 0 | 0 0 | 0 0 | 0 0 |
| Dec 18 | Car | L | p | 0 0 | 0 0.0 0.0 | NA | NA | 0 0 | 0 0 | 0 0 | 0 0 | 0 0 | 0 0 |
| Dec 22 | @ Ind | L | p | 7 6 | 1 0.0 0.0 | NA | NA | 0 0 | 0 2 | 0 0 | 0 0 | 0 0 | 0 0 |
| Jan 1 | Ten | L | p | 2 2 | 0 0.0 0.0 | NA | NA | 0 0 | 0 3 | 0 0 | 0 0 | 0 0 | 0 0 |
| Totals | | | 10-6 16/0 | 25 24 | 1 0.0 0.0 | NA | NA | 2 48 | 1 13 | 0 0 | 0 0 | 0 0 | 3 3 |
| Playoffs | | | | | | | | | | | | | |
| Jan 7 | Cin | W | S | 0 0 | 0 0.0 0.0 | NA | NA | 0 0 | 0 2 | 0 0 | 0 0 | 0 0 | 0 0 |
| Jan 15 | @ Bal | L | p | 0 0 | 0 0.0 0.0 | NA | NA | 0 0 | 0 0 | 0 0 | 0 0 | 0 0 | 0 0 |
| Totals | | | 1-1 2/1 | 0 0 | 0 0.0 0.0 | NA | NA | 0 0 | 0 2 | 0 0 | 0 0 | 0 0 | 0 0 |

2012 Houston Texans

| Date | Opp | W/L | P/S | Tot Solo Asst | Sk - Yds | QB | TFL | Int- Yds | -TD | PD | FF | FR - Yds | SpT |
|---------|-------|-----|-----|---------------|-----------|----|-----|----------|-----|-----|-----|----------|-----|
| Sept 9 | Mia | W | p | 4 3 | 1 0.0 0.0 | NA | NA | 0 0 | 0 0 | 0 0 | 0 0 | 0 0 | 2 2 |
| Sept 16 | @ Jax | W | p | 0 0 | 0 0.0 0.0 | NA | NA | 0 0 | 0 0 | 0 0 | 0 0 | 0 0 | 1 1 |
| Sept 23 | @ Den | W | p | 1 1 | 0 0.0 0.0 | NA | NA | 0 0 | 0 1 | 0 0 | 0 0 | 0 0 | 0 0 |
| Sept 30 | Ten | W | p | 1 1 | 0 0.0 0.0 | NA | NA | 0 0 | 0 0 | 0 0 | 0 0 | 0 0 | 0 0 |
| Oct 8 | @ NYJ | W | p | 2 1 | 1 0.5 4.0 | NA | NA | 1 86 | 0 1 | 0 0 | 0 0 | 0 0 | 0 0 |
| Oct 14 | GB | L | S | 2 2 | 0 0.0 0.0 | NA | NA | 0 0 | 0 1 | 0 0 | 0 0 | 0 0 | 1 1 |
| Oct 21 | Bal | W | p | 1 0 | 1 0.0 0.0 | NA | NA | 0 0 | 0 2 | 0 0 | 0 0 | 0 0 | 0 0 |
| Nov 4 | Buf | W | p | 3 3 | 0 0.0 0.0 | NA | NA | 0 0 | 0 1 | 0 0 | 0 0 | 0 0 | 1 1 |
| Nov 11 | @ Chi | W | p | 0 0 | 0 0.0 0.0 | NA | NA | 0 0 | 0 0 | 0 0 | 0 0 | 0 0 | 0 0 |
| Nov 18 | Jax | W | p | 2 2 | 0 0.0 0.0 | NA | NA | 0 0 | 0 1 | 0 0 | 0 0 | 0 0 | 0 0 |

| | | | | | | | | | | | | | |
|---|-------|---|-----|-----|-----------|----|----|-----|-----|-----|-----|-----|-----|
| Nov 22 | @ Det | W | p | 3 2 | 1 0.0 0.0 | NA | NA | 0 0 | 0 0 | 0 0 | 0 0 | 0 0 | 0 0 |
| Dec 2 | @ Ten | W | S | 0 0 | 0 0.0 0.0 | NA | NA | 0 0 | 0 0 | 1 0 | 0 0 | 0 0 | 0 0 |
| Dec 10 | @ NE | L | | | | | | | | | | | |
| Placed on Reserve/Injured; Designated for Return List on Dec. 4, 2012 | | | | | | | | | | | | | |
| Dec 16 | Ind | W | IRR | | | | | | | | | | |
| Dec 23 | Min | L | IRR | | | | | | | | | | |
| Dec 30 | @ Ind | L | IRR | | | | | | | | | | |

| | | | | | | | | | | | | | |
|-----------------|------|---|------------------|--------------|------------------|-----------|-----------|-------------|------------|------------|------------|------------|------------|
| Totals | | | 12-4 12/2 | 19 15 | 4 0.5 4.0 | NA | NA | 1 86 | 0 8 | 0 0 | 0 0 | 0 0 | 5 5 |
| Playoffs | | | | | | | | | | | | | |
| Jan 5 | Cin | W | IRR | | | | | | | | | | |
| Jan 13 | @ NE | L | IRR | | | | | | | | | | |
| Totals | | | 1-1 0/0 | 0 0 | 0 0.0 0.0 | NA | NA | 0 0 | 0 0 | 0 0 | 0 0 | 0 0 | 0 0 |

2013 Houston Texans

| Date | Opp | W/L | P/S | Tot Solo Asst | Sk - Yds | QB | TFL | Int- Yds | -TD | PD | FF | FR - Yds | SpT |
|---------------|-------|-----|------------------|---------------|------------------|-----------|-----------|------------|------------|------------|------------|------------|------------|
| Sept 9 | @ SD | W | p | 0 0 | 0 0.0 0.0 | NA | NA | 0 0 | 0 0 | 0 0 | 0 0 | 0 0 | 1 1 |
| Sept 15 | Ten | W | p | 0 0 | 0 0.0 0.0 | NA | NA | 0 0 | 0 0 | 0 0 | 0 0 | 0 0 | 1 1 |
| Sept 22 | @ Bal | L | p | 1 0 | 1 0.0 0.0 | NA | NA | 0 0 | 0 0 | 0 0 | 0 0 | 0 0 | 0 0 |
| Sept 29 | Sea | L | p | 0 0 | 0 0.0 0.0 | NA | NA | 0 0 | 0 0 | 0 0 | 0 0 | 0 0 | 0 0 |
| Oct 6 | @ SF | L | p | 1 0 | 1 0.0 0.0 | NA | NA | 0 0 | 0 0 | 0 0 | 0 0 | 0 0 | 0 0 |
| Oct 13 | StL | L | p | 0 0 | 0 0.0 0.0 | NA | NA | 0 0 | 0 0 | 0 0 | 0 0 | 0 0 | 1 1 |
| Oct 20 | @ KC | L | p | 2 2 | 0 0.0 0.0 | NA | NA | 0 0 | 0 1 | 0 0 | 0 0 | 0 0 | 0 0 |
| Nov 3 | Ind | L | p | 1 0 | 1 0.0 0.0 | NA | NA | 0 0 | 0 0 | 1 0 | 0 0 | 0 0 | 0 0 |
| Nov 10 | @ Ari | L | p | 2 1 | 1 0.0 0.0 | NA | NA | 0 0 | 0 0 | 0 0 | 0 0 | 0 0 | 0 0 |
| Nov 17 | Oak | L | p | 1 0 | 1 0.0 0.0 | NA | NA | 0 0 | 0 0 | 0 0 | 0 0 | 0 0 | 0 0 |
| Nov 24 | Jax | L | S | 3 2 | 1 0.0 0.0 | NA | NA | 0 0 | 0 1 | 0 0 | 0 0 | 0 0 | 0 0 |
| Dec 1 | NE | L | p | 3 3 | 0 0.0 0.0 | NA | NA | 0 0 | 0 0 | 0 0 | 0 0 | 0 0 | 1 1 |
| Dec 5 | @ Jax | L | p | 4 3 | 1 0.0 0.0 | NA | NA | 0 0 | 0 0 | 0 0 | 0 0 | 0 0 | 0 0 |
| Dec 15 | @ Ind | L | S | 1 1 | 0 0.0 0.0 | NA | NA | 0 0 | 0 0 | 0 0 | 0 0 | 0 0 | 0 0 |
| Dec 22 | Den | L | S | 4 4 | 0 0.0 0.0 | NA | NA | 0 0 | 0 2 | 0 0 | 0 0 | 0 0 | 0 0 |
| Dec 29 | @ Ten | L | S | 5 5 | 0 0.0 0.0 | NA | NA | 1 0 | 0 2 | 0 0 | 0 0 | 0 0 | 0 0 |
| Totals | | | 2-14 16/4 | 28 21 | 7 0.0 0.0 | NA | NA | 1 0 | 0 7 | 0 0 | 0 0 | 0 0 | 4 4 |

2014 Pittsburgh Steelers

| Date | Opp | W/L | P/S | Tot | Solo | Asst | Sk | - Yds | QBP | TFL | Int | - Yds | -TD | PD | FF | FR | - Yds | SpT |
|----------|-------|-----------|-----|-----|------|------|-----|-------|-----|-----|-----|-------|-----|----|----|----|-------|-----|
| Sept 7 | Cle | W | IA | | | | | | | | | | | | | | | |
| Sept 11 | @ Bal | L | DNP | | | | | | | | | | | | | | | |
| Sept 21 | @ Car | W | p | 0 | 0 | 0 | 0.0 | 0.0 | NA | NA | 0 | 0 | 0 | 0 | 0 | 0 | 0 | 0 |
| Sept 28 | TB | L | p | 1 | 1 | 0 | 0.0 | 0.0 | NA | NA | 0 | 0 | 0 | 1 | 0 | 0 | 0 | 0 |
| Oct 5 | @ Jax | W | p | 0 | 0 | 0 | 0.0 | 0.0 | NA | NA | 1 | 22 | 1 | 1 | 0 | 0 | 0 | 0 |
| Oct 12 | @ Cle | L | p | 0 | 0 | 0 | 0.0 | 0.0 | NA | NA | 0 | 0 | 0 | 0 | 0 | 0 | 0 | 0 |
| Oct 20 | Hou | W | S | 1 | 0 | 1 | 0.0 | 0.0 | NA | NA | 0 | 0 | 0 | 1 | 0 | 0 | 0 | 0 |
| Oct 26 | Ind | W | S | 2 | 2 | 0 | 0.0 | 0.0 | NA | NA | 0 | 0 | 0 | 0 | 0 | 0 | 0 | 0 |
| Nov 2 | Bal | W | S | 4 | 3 | 1 | 0.0 | 0.0 | NA | NA | 0 | 0 | 0 | 0 | 0 | 1 | 26 | 0 |
| Nov 9 | @ NYJ | L | S | 4 | 1 | 3 | 0.0 | 0.0 | NA | NA | 0 | 0 | 0 | 0 | 0 | 0 | 0 | 0 |
| Nov 17 | @ Ten | W | S | 1 | 0 | 1 | 0.0 | 0.0 | NA | NA | 0 | 0 | 0 | 0 | 0 | 0 | 0 | 0 |
| Nov 30 | NO | L | S | 0 | 0 | 0 | 0.0 | 0.0 | NA | NA | 0 | 0 | 0 | 1 | 0 | 0 | 0 | 0 |
| Dec 7 | @ Cin | W | p | 2 | 2 | 0 | 0.0 | 0.0 | NA | NA | 0 | 0 | 0 | 0 | 0 | 0 | 0 | 0 |
| Dec 14 | @ ATL | W | S | 3 | 1 | 2 | 0.0 | 0.0 | NA | NA | 0 | 0 | 0 | 0 | 0 | 0 | 0 | 0 |
| Dec 21 | KC | W | S | 3 | 3 | 0 | 0.0 | 0.0 | NA | NA | 0 | 0 | 0 | 0 | 0 | 0 | 0 | 0 |
| Dec 28 | Cin | W | S | 3 | 3 | 0 | 0.0 | 0.0 | NA | NA | 2 | 34 | 0 | 2 | 0 | 0 | 0 | 0 |
| Totals | | 11-5 14/9 | | 24 | 16 | 8 | 0.0 | 0.0 | NA | NA | 3 | 56 | 1 | 6 | 0 | 1 | 26 | 0 |
| Playoffs | | | | | | | | | | | | | | | | | | |
| Jan 3 | Bal | L | S | 6 | 5 | 1 | 0.0 | 0.0 | NA | NA | 0 | 0 | 0 | 0 | 0 | 0 | 0 | 0 |
| Totals | | 0-1 1/1 | | 6 | 5 | 1 | 0.0 | 0.0 | NA | NA | 0 | 0 | 0 | 0 | 0 | 0 | 0 | 0 |

BRICE MCCAIN'S GAME-BY-GAME

2016 Tennessee Titans

| Date | Opp | W/L | P/S | Tot | Solo | Asst | Sk | - Yds | QBP | TFL | Int- | Yds | -TD | PD | FF | FR | - Yds | SpT |
|---------|-------|-----|-------|-----|------|------|-----|-------|-----|-----|------|-----|-----|----|----|----|-------|-----|
| Sept 11 | Min | L | p | 4 | 4 | 0 | 0.0 | 0.0 | 0 | 0 | 0 | 0 | 0 | 1 | 0 | 0 | 0 | 1 |
| Sept 18 | @ Det | W | S | 1 | 0 | 1 | 0.0 | 0.0 | 0 | 0 | 0 | 0 | 0 | 0 | 0 | 0 | 0 | 0 |
| Sept 25 | Oak | L | S | 2 | 1 | 1 | 0.0 | 0.0 | 0 | 0 | 0 | 0 | 0 | 1 | 0 | 0 | 0 | 0 |
| Oct 2 | @ Hou | L | p | 2 | 1 | 1 | 0.0 | 0.0 | 0 | 0 | 0 | 0 | 0 | 0 | 0 | 0 | 0 | 0 |
| Oct 9 | @ Mia | W | p | 2 | 1 | 1 | 0.0 | 0.0 | 0 | 0 | 0 | 0 | 0 | 0 | 0 | 0 | 0 | 0 |
| Oct 16 | Cle | W | p | 3 | 3 | 0 | 0.0 | 0.0 | 0 | 0 | 0 | 0 | 0 | 0 | 0 | 0 | 0 | 0 |
| Oct 23 | Ind | L | p | 3 | 3 | 0 | 0.0 | 0.0 | 0 | 0 | 0 | 0 | 0 | 0 | 0 | 0 | 0 | 0 |
| Oct 27 | Jax | W | S | 2 | 1 | 1 | 0.0 | 0.0 | 0 | 0 | 0 | 0 | 0 | 1 | 0 | 0 | 0 | 0 |
| Nov 6 | @ SD | L | S | 2 | 2 | 0 | 0.0 | 0.0 | 0 | 0 | 0 | 0 | 0 | 0 | 0 | 0 | 0 | 0 |
| Nov 13 | GB | W | S | 4 | 4 | 0 | 0.0 | 0.0 | 0 | 0 | 1 | 33 | 0 | 1 | 0 | 0 | 0 | 0 |
| Nov 20 | @ Ind | L | p | 1 | 1 | 0 | 0.0 | 0.0 | 0 | 0 | 1 | 0 | 0 | 2 | 0 | 0 | 0 | 0 |
| Nov 27 | @ Chi | W | S | 1 | 1 | 0 | 0.0 | 0.0 | 0 | 0 | 0 | 0 | 0 | 2 | 0 | 0 | 0 | 1 |
| Dec 11 | Den | W | S | 3 | 1 | 2 | 0.0 | 0.0 | 0 | 1 | 0 | 0 | 0 | 1 | 0 | 0 | 0 | 0 |
| Dec 18 | @ KC | W | S | 5 | 5 | 0 | 0.0 | 0.0 | 0 | 0 | 0 | 0 | 0 | 2 | 0 | 0 | 0 | 0 |
| Dec 24 | @ Jax | L | S | 6 | 6 | 0 | 0.0 | 0.0 | 0 | 0 | 0 | 0 | 0 | 0 | 0 | 0 | 0 | 0 |
| Jan 1 | Hou | W | S | 3 | 3 | 0 | 0.0 | 0.0 | 0 | 0 | 0 | 0 | 0 | 1 | 0 | 0 | 0 | 0 |
| Totals | | 9-7 | 16/10 | 44 | 37 | 7 | 0.0 | 0.0 | 0 | 1 | 2 | 33 | 0 | 12 | 0 | 0 | 0 | 2 |

2017 Tennessee Titans

| Date | Opp | W/L | P/S | Tot | Solo | Asst | Sk | - Yds | QBP | TFL | Int - | Yds | -TD | PD | FF | FR - | Yds | SpT |
|---------|-------|-----|------|-----|------|------|-----|-------|-----|-----|-------|-----|-----|----|----|------|-----|-----|
| Sept 10 | Oak | L | p | 2 | 2 | 0 | 0.0 | 0.0 | 0 | 0 | 0 | 0 | 0 | 0 | 0 | 0 | 0 | 0 |
| Sept 17 | @ Jax | W | p | 1 | 1 | 0 | 0.0 | 0.0 | 0 | 0 | 0 | 0 | 0 | 0 | 0 | 0 | 0 | 0 |
| Sept 24 | Sea | W | p | 0 | 0 | 0 | 0.0 | 0.0 | 0 | 0 | 0 | 0 | 0 | 1 | 0 | 0 | 0 | 0 |
| Oct 1 | @ Hou | L | p | 1 | 1 | 0 | 0.0 | 0.0 | 0 | 0 | 0 | 0 | 0 | 0 | 0 | 0 | 0 | 1 |
| Oct 8 | @ Mia | L | p | 0 | 0 | 0 | 0.0 | 0.0 | 0 | 0 | 0 | 0 | 0 | 0 | 0 | 0 | 0 | 0 |
| Oct 16 | Ind | W | p | 1 | 0 | 1 | 0.0 | 0.0 | 0 | 0 | 0 | 0 | 0 | 0 | 0 | 0 | 0 | 1 |
| Oct 22 | @ Cle | W | p | 0 | 0 | 0 | 0.0 | 0.0 | 0 | 0 | 0 | 0 | 0 | 0 | 0 | 0 | 0 | 0 |
| Nov 5 | Bal | W | p | 0 | 0 | 0 | 0.0 | 0.0 | 0 | 0 | 0 | 0 | 0 | 0 | 0 | 0 | 0 | 1 |
| Nov 12 | Cin | W | p | 0 | 0 | 0 | 0.0 | 0.0 | 0 | 0 | 0 | 0 | 0 | 1 | 0 | 0 | 0 | 0 |
| Nov 16 | @ Pit | L | p | 1 | 1 | 0 | 0.0 | 0.0 | 0 | 0 | 0 | 0 | 0 | 0 | 0 | 0 | 0 | 0 |
| Nov 26 | @ Ind | W | p | 0 | 0 | 0 | 0.0 | 0.0 | 0 | 0 | 0 | 0 | 0 | 0 | 0 | 0 | 0 | 0 |
| Dec 3 | Hou | W | p | 3 | 1 | 2 | 0.0 | 0.0 | 0 | 0 | 0 | 0 | 0 | 0 | 0 | 0 | 0 | 0 |
| Dec 10 | @ Ari | L | p | 1 | 0 | 1 | 0.0 | 0.0 | 0 | 0 | 0 | 0 | 0 | 1 | 0 | 0 | 0 | 0 |
| Dec 17 | @ SF | L | p | 1 | 1 | 0 | 0.0 | 0.0 | 0 | 0 | 0 | 0 | 0 | 0 | 0 | 0 | 0 | 0 |
| Dec 24 | LAR | L | S | 0 | 0 | 0 | 0.0 | 0.0 | 0 | 0 | 0 | 0 | 0 | 0 | 0 | 0 | 0 | 0 |
| Dec 31 | Jax | W | p | 0 | 0 | 0 | 0.0 | 0.0 | 0 | 0 | 0 | 0 | 0 | 0 | 0 | 0 | 0 | 0 |
| Totals | | 9-7 | 16/1 | 11 | 7 | 4 | 0.0 | 0.0 | 0 | 0 | 0 | 0 | 0 | 3 | 0 | 0 | 0 | 0 |

Playoffs

| | | | | | | | | | | | | | | | | | | |
|--------|------|-----|-----|---|---|---|-----|-----|---|---|---|---|---|---|---|---|---|---|
| Jan 6 | @ KC | W | p | 0 | 0 | 0 | 0.0 | 0.0 | 0 | 0 | 0 | 0 | 0 | 0 | 0 | 0 | 0 | 0 |
| Jan 13 | @ NE | L | p | 0 | 0 | 0 | 0.0 | 0.0 | 0 | 0 | 0 | 0 | 0 | 0 | 0 | 0 | 0 | 0 |
| Totals | | 1-1 | 2/0 | 0 | 0 | 0 | 0.0 | 0.0 | 0 | 0 | 0 | 0 | 0 | 0 | 0 | 0 | 0 | 0 |

BRICE MCCAIN'S NFL STATISTICS

REGULAR SEASON

| Year | Team | GP | GS | TACKLES | | | | Yds | QBP | TFL | INTERCEPTIONS | | | | | FUMBLES | | | |
|-------------------|------------|------------|-----------|------------|------------|-----------|------------|------------|----------|----------|---------------|------------|-----------|----------|-----------|----------|----------|-----------|-----------|
| | | | | Tot | Solo | Asst | Sk | | | | No | Yds | Lg | TD | PD | FF | FR | Yds | SpT |
| 2009 | Houston | 16 | 1 | 11 | 11 | 0 | 0.0 | 0.0 | NA | NA | 1 | 0 | 0 | 0 | 3 | 0 | 0 | 0 | 4 |
| 2010 | Houston | 12 | 3 | 22 | 17 | 5 | 0.0 | 0.0 | NA | NA | 0 | 0 | 0 | 0 | 2 | 0 | 0 | 0 | 3 |
| 2011 | Houston | 16 | 0 | 25 | 24 | 1 | 0.0 | 0.0 | NA | NA | 2 | 48 | 38t | 1 | 13 | 0 | 0 | 0 | 3 |
| 2012 | Houston | 12 | 2 | 19 | 15 | 4 | 0.5 | 4.0 | NA | NA | 1 | 86 | 86 | 0 | 8 | 0 | 0 | 0 | 5 |
| 2013 | Houston | 16 | 4 | 28 | 21 | 7 | 0.0 | 0.0 | NA | NA | 1 | 0 | 0 | 0 | 7 | 0 | 0 | 0 | 4 |
| 2014 | Pittsburgh | 14 | 9 | 24 | 16 | 8 | 0.0 | 0.0 | NA | NA | 3 | 56 | 31 | 1 | 6 | 0 | 1 | 26 | 0 |
| 2015 | Miami | 14 | 11 | 39 | 31 | 8 | 0.0 | 0.0 | NA | NA | 1 | 0 | 0 | 0 | 10 | 0 | 0 | 0 | 0 |
| 2016 | Tennessee | 16 | 10 | 44 | 37 | 7 | 0.0 | 0.0 | 0 | 1 | 2 | 33 | 33 | 0 | 12 | 0 | 0 | 0 | 2 |
| 2017 | Tennessee | 16 | 1 | 11 | 7 | 4 | 0.0 | 0.0 | 0 | 0 | 0 | 0 | 0 | 0 | 3 | 0 | 0 | 0 | 3 |
| NFL Totals | | 132 | 41 | 223 | 179 | 44 | 0.5 | 4.0 | 0 | 1 | 11 | 223 | 86 | 2 | 64 | 0 | 1 | 26 | 24 |

PLAYOFFS

| Year | Team | GP | GS | TACKLES | | | | Yds | QBP | TFL | INTERCEPTIONS | | | | | FUMBLES | | | |
|-----------------------|------------|----------|----------|----------|----------|----------|------------|------------|-----------|-----------|---------------|----------|----------|----------|----------|----------|----------|----------|----------|
| | | | | Tot | Solo | Asst | Sk | | | | No | Yds | Lg | TD | PD | FF | FR | Yds | SpT |
| 2011 | Houston | 2 | 1 | 0 | 0 | 0 | 0.0 | 0.0 | NA | NA | 0 | 0 | 0 | 0 | 2 | 0 | 0 | 0 | 0 |
| 2012 | Houston | 0 | 0 | 0 | 0 | 0 | 0.0 | 0.0 | NA | NA | 0 | 0 | 0 | 0 | 0 | 0 | 0 | 0 | 0 |
| 2014 | Pittsburgh | 1 | 1 | 6 | 5 | 1 | 0.0 | 0.0 | NA | NA | 0 | 0 | 0 | 0 | 0 | 0 | 0 | 0 | 0 |
| 2017 | Tennessee | 2 | 0 | 0 | 0 | 0 | 0.0 | 0.0 | 0 | 0 | 0 | 0 | 0 | 0 | 0 | 0 | 0 | 0 | 0 |
| Playoff Totals | | 5 | 2 | 6 | 5 | 1 | 0.0 | 0.0 | NA | NA | 0 | 0 | 0 | 0 | 2 | 0 | 0 | 0 | 0 |

Single-Game Highs

Tackles - 7 (Twice, last at Indianapolis 12/22/11)
 Interceptions - 2 vs. Cincinnati (12/28/14)
 Interception Long - 86 at N.Y. Jets (10/8/12)
 Sacks - 0.5 at N.Y. Jets (10/8/12)
 Passes Defensed - 3 vs. Tennessee (1/1/12)
 Fumble Recovery - 1 vs. Baltimore (11/2/14)

Playoff Single-Game Highs

Tackles - 6 vs. Baltimore (1/3/15)
 Passes Defensed - 2 vs. Cincinnati (1/7/12)

Additional Statistics

Touchdowns - 2, 22-yard interception return at Jacksonville (10/5/14); 38-yard interception at Tennessee (10/23/11)



91 DERRICK MORGAN

OUTSIDE LINEBACKER • 6'4" • 261 LBS

COLLEGE: GEORGIA TECH • ACQUIRED: 1ST ROUND - 2010

NFL EXPERIENCE (NFL/TITANS): 8/8 • HOMETOWN: COATESVILLE, PA.

GAMES PLAYED/GAMES STARTED: 105/94 (PLAYOFFS: 2/2)



PRO: Derrick Morgan was drafted by the Titans with the 16th overall pick in the 2010 NFL Draft, and since then, he has become a consistent presence on the defense, first as a defensive end and more recently as a 3-4 outside linebacker. His 36.5 sacks from 2010–2016 led the Titans. Morgan combines with Brian Orakpo to make a formidable duo as the team's starting outside linebackers. The 6-foot-4-inch, 261-pounder put together the best season of his career in 2016, registering nine sacks, 56 quarterback pressures and 50 tackles. Morgan is an explosive defender equally adept at rushing the passer and stopping the run. The Georgia Tech product has a reputation as a gritty player with a non-stop motor, and he has the ability to play on either side of the defensive line or at outside linebacker.

CAREER HIGHLIGHTS:

- In 2016, tallied a team-leading 56 quarterback pressures. Morgan also recorded a career-high 9.0 sacks, which ranked second on the team and tied for ninth in the AFC.
- In 2015, Morgan recorded 4.5 sacks in the first four games of the season. Since 1982, Morgan's sack total tied for the fourth-best mark for the franchise in a season's first four games. However, Morgan later battled a shoulder injury and was limited to 10 games before being placed on injured reserve.
- In his first season at outside linebacker in 2014, Morgan led the team with 6.5 sacks and tied for the team lead and set career-best marks with 26 quarterback pressures and 13 tackles for loss. He also posted a career-high 82 tackles, nine passes defended and two forced fumbles.
- In 2013, Morgan finished second on the Titans with six sacks and eight quarterback pressures.
- In 2012, Morgan led the team with 6.5 sacks and 19 quarterback pressures, while also posting a career-high 66 tackles.
- In 2011, Morgan appeared in 15 games and led the team with 20 quarterback pressures. He also tallied 47 tackles, 2.5 sacks, three tackles for loss and two passes defended.
- As a rookie in 2010, saw action in four games and amassed 10 tackles and 1.5 sacks before being placed on season-ending injured reserve.
- In 2009, Morgan's junior year, he won Conference Defensive Player of the Year honors after leading the ACC with 12.5 sacks and finishing second in the conference with 18.5 tackles for loss.

TITANS TIDBITS:

- Morgan is a 2016 graduate of the University of Miami's Executive MBA for Artists and Athletes program.
- Morgan helped deliver his daughter at home in April 2015.
- Morgan changed his jersey number from 90 to 91 during the 2012 offseason. He is familiar with the number 91, having worn it during his three seasons at Georgia Tech. Former Titans defensive lineman Jason Jones wore 91 in Morgan's first two seasons with the club.
- Morgan credits his mother, Pamela Sweigart, as his primary role model in life. He also says that she should be credited with his football success, since, even as a single parent, she managed to take him to every practice and every game during his youth.

CAREER TRANSACTIONS:

- The Coatesville, Pa., native was selected by the Titans in the first round (16th overall) of the 2010 NFL Draft.

SEASON RECAPS:

2017 (14/14, 2/2): Started 14 games at outside linebacker and led the team with 7.5 sacks while ranking second on the squad with a career-

best 59 quarterback pressures. Posted 40 tackles, seven stops for loss, two passes defended and two fumble recoveries. Was inactive for two contests. Started his first two career postseason contests and recorded eight tackles, a team-high-tying six quarterback pressures and a stop for loss. Ranks ninth in franchise history with 44 sacks. With 1.5 sacks at Cleveland (10/22/17), became the ninth player in franchise history to reach 40.0 career sacks. In the "Titans era" (1999–present), only Morgan and Jevon Kearse (52.0) have accomplished the feat. Moved ahead of former defensive end Kyle Vanden Bosch (38.5 career sacks) for ninth place on the team's all-time sack list at Houston (10/1/17). Led or tied for the team lead in quarterback pressures seven times in 2017 (vs. OAK, at JAX, at HOU, vs. BAL, at IND, vs. LAR, at KC). Led or tied for the team lead in sacks five times in 2017 (vs. OAK, at JAX, at HOU, at CLE, at PIT). Tied for the team lead in passes defended twice in 2017 (at JAX, vs. LAR). Played in his 100th career regular season game against Cincinnati (11/12/17).

- Against Oakland (9/10), started at outside linebacker and posted four tackles, a sack, a team-best five quarterback pressures and a team-high two stops for loss. Ended a Raiders' drive by sacking Derek Carr for a seven-yard loss on third-and-13 in the second quarter. Stuffed Marshawn Lynch for a two-yard loss on a third-and-two rush late in the fourth quarter.
- At Jacksonville (9/17), started at outside linebacker and collected four tackles, a sack, a stop for loss, four quarterback pressures and a pass defended. Batted down a pass intended for Ben Koyack in the first quarter. Combined with Kevin Byard to stonewall Leonard Fournette for no gain on a rush off left end in the second quarter. Ended a Jaguars' drive with dropping Blake Bortles for a five-yard sack on third-and-19 in the third quarter. The sack tied Morgan with former Titans defensive end Kyle Vanden Bosch (38.5) for ninth on the team's all-time sack list.
- Against Seattle (9/24), started at outside linebacker and notched three tackles and seven quarterback pressures.
- At Houston (10/1), started at outside linebacker and tallied two tackles, a sack, a team-best five quarterback pressures and a stop for loss. Dropped Tom Savage for an eight-yard sack in the fourth quarter. The sack moved him ahead of former defensive end Kyle Vanden Bosch (38.5 career sacks) for ninth place on the team's all-time sack list.
- At Miami (10/8), started at outside linebacker and totaled two tackles and three quarterback pressures. Combined with Logan Ryan to stuff Jay Ajayi for a two-yard loss on a rush off right tackle in the fourth quarter.
- Against Indianapolis (10/16), started at outside linebacker and recorded a tackle and a quarterback pressure before leaving the game in the third quarter with an injury.
- At Cleveland (10/22), started at outside linebacker and posted three tackles, including 1.5 sacks, a stop for loss and five quarterback pressures. Became the ninth player in franchise history to reach 40.0 career sacks. In the "Titans era" (1999–present), only Morgan and Jevon Kearse (52.0) have accomplished the feat. Dropped Cody Kessler for a five-yard sack in the fourth quarter. Ended a Browns' drive in overtime by combining with Brian Orakpo to sack Cody Kessler for a 12-yard loss on third-and-eight.
- Against Baltimore (11/5), started at outside linebacker and collected three tackles, including a half sack and three quarterback pressures. Halted a Ravens' drive by combining with Karl Klug to sack Joe Flacco for a four-yard loss on third-and-11 late in the second quarter.
- Against Cincinnati (11/12), started at outside linebacker in his 100th career regular season game and recorded a career-best two fumble recoveries. Halted a Bengals' drive by recovering an Andy Dalton fumble after a Brian Orakpo strip-sack on third-and-11 in the second quarter. Collected his second fumble recovery of the afternoon by pouncing on a Dalton aborted snap late in the second quarter.
- At Pittsburgh (11/16), started at outside linebacker and notched four

tackles, including a sack, a stop for loss and four quarterback pressures. Ended a Steelers' drive by dropping Ben Roethlisberger for a six-yard sack on third-and-11 in the second quarter.

- At Indianapolis (11/26), started at outside linebacker and registered five tackles, including a sack, a stop for loss and a team-best eight quarterback pressures. Halted a Colts' drive by combining with Jayon Brown to sack Jacoby Brissett for a three-yard sack on third-and-12 in the first quarter. Combined with Brian Orakpo to sack Jacoby Brissett for an eight-yard loss in the second quarter.
- Against Houston (12/3), started at outside linebacker and produced four tackles, including a half sack and six quarterback pressures. Teamed with Jurrell Casey to stop Alfred Blue for no gain on a rush off right guard in the second quarter. Ended the game by combining with Brian Orakpo to sack Tom Savage for a 19-yard loss.
- At Arizona (12/10), was inactive.
- At San Francisco (12/17), was inactive.
- Against Los Angeles Rams (12/24), started at outside linebacker and notched a tackle, a team-best five quarterback pressures and a pass defended. Batted down a pass intended for Cooper Kupp in the third quarter.
- Against Jacksonville (12/31), started at outside linebacker and tallied three tackles and three quarterback pressures. Combined with Erik Walden to stuff T.J. Yeldon for a four-yard loss on a rush off left guard in the second stanza.
- At Kansas City (1/6), started at outside linebacker and recorded seven tackles, including a sack, a team-best four quarterback pressures and a stop for loss in his first career postseason game. Dropped Alex Smith for a sack on third-and-nine during the Chiefs' final drive in the fourth quarter.
- At New England (1/13), started at outside linebacker and registered a tackle and two quarterback pressures.

2016 (15/15): Started 15 games at outside linebacker and ranked second on the squad and tied for ninth in the AFC with a career-best nine sacks. Led the squad with 56 quarterback pressures. Compiled 50 tackles, including four stops for loss and a pass defended. Was inactive for one contest. Led or tied for the team lead in sacks six times in 2016 (at MIA, vs. CLE, vs. IND, vs. JAX, at IND, vs. DEN). Led or tied for the team lead in quarterback pressures eight times in 2016 (vs. CLE, vs. IND, at SD, vs. GB, at IND, at CHI, at JAX, vs. HOU). Registered a career-high nine quarterback pressures at Indianapolis (11/20/16) and at Jacksonville (12/24/16).

- At Miami (10/9), started at outside linebacker and registered four tackles, including two sacks and two quarterback pressures. Dropped Ryan Tannehill for a seven-yard sack in the first quarter. Sacked Tannehill for a two-yard loss midway through the third quarter.
- Against Cleveland (10/16), started at outside linebacker and notched three tackles, including a sack and a team-best and career-high five quarterback pressures. Shot through the line and dropped Cody Kessler for a 10-yard sack late in the fourth quarter.
- Against Indianapolis (10/23), started at outside linebacker and collected four tackles, 1.5 sacks, three quarterback pressures and a tackle for loss. Dropped Andrew Luck for a six-yard sack late in the second quarter. Forced a Colts' field goal by combining with Karl Klug to sack Andrew Luck for a six-yard loss in the third quarter.
- Against Jacksonville (10/27), started at outside linebacker and posted a sack and a quarterback pressure. Ended a Jaguars' drive by dropping Blake Bortles for a six-yard sack on third-and-20, marking his fourth consecutive game with at least one sack.
- At San Diego (11/6), started at outside linebacker and tallied four tackles, including a stop for loss and a team-best four quarterback pressures. Stonewalled Melvin Gordon for a four-yard loss on a rush up the middle in the second quarter.
- Against Green Bay (11/13), started at outside linebacker and notched two tackles, including a sack and tied the team lead with four quarterback pressures. Sacked Aaron Rodgers for a nine-yard loss in the fourth quarter.
- At Indianapolis (11/20), started at outside linebacker and recorded four tackles, 1.5 sacks and a career-best nine quarterback pressures. Combined with Wesley Woodyard to stuff Frank Gore for no gain on a rush up the middle in the second stanza. Dropped Andrew Luck for a five-yard sack early in the third quarter. Halted a Colts' drive by stonewalling Gore for no gain on a third-and-one rush up the middle in the third quarter. Teamed with Austin Johnson to sack Luck for a six-yard loss in the fourth quarter.
- Against Denver (12/11), started at outside linebacker and collected a

tackle, a sack and three quarterback pressures. Ended the Broncos' first drive by sacking Trevor Siemian for a six-yard sack on third-and-one.

- At Jacksonville (12/24), started at outside linebacker and posted six tackles, including a stop for loss and a career-best-tying nine quarterback pressures. Stuffed Chris Ivory for a five-yard loss on a rush off right end in the third quarter.
- Against Houston (1/1), started at outside linebacker and registered seven tackles and a team-high eight quarterback pressures.

2015 (10/9): Played in 10 games with nine starts at outside linebacker and registered 34 tackles, 4.5 sacks, 13 quarterback pressures, six tackles for loss, two passes defended and a forced fumble. Was inactive for three games before being placed on injured reserve on Dec. 17, 2015. Led or tied for the team lead in sacks three times in 2015 (at TB, at CLE, vs. BUF). Tied for the team lead in quarterback pressures twice (vs. BUF, at HOU). Tied for the team lead in passes defended twice (vs. IND, at HOU). Tied a career-high with two sacks at Tampa Bay (9/13/15) and became the third player in the Titans era (1999–present) to reach 25 sacks with the club.

- At Tampa Bay (9/13), started at outside linebacker and tied a career-high with two sacks. Collected seven tackles, two quarterback pressures and two tackles for loss. Pushed a Bucs offensive lineman into Jameis Winston and notched a 14-yard sack in the third quarter. Dropped Winston for a two-yard sack in the third quarter.
- At Cleveland (9/20), started at outside linebacker and amassed seven tackles, including a sack, forced fumble and a stop for loss. Combined with Da'Norris Searcy to stop Duke Johnson for no gain on a rush off right guard in the third quarter. Halted a Cleveland drive by sacking Johnny Manziel and forcing a fumble that was recovered by the Browns on third-and-five on the final play of the third quarter.
- Against Indianapolis (9/27), started at outside linebacker and totaled a tackle, a quarterback pressure and a pass defended. Ended a Colts' drive by knocking down a third-and-four pass intended for Tyler Varga late in the third quarter.
- Against Buffalo (10/11), started at outside linebacker and posted three tackles, including 1.5 sacks, two quarterback pressures and a stop for loss. Halted a Bills' drive by teaming with Jurrell Casey to drop Tyrod Taylor for a five-yard sack on third-and-10 in the second quarter. Ended a Bills' drive by sacking Taylor for an 11-yard loss late in the fourth quarter.
- Against Atlanta (10/25), started at outside linebacker and amassed three tackles, including a stop for loss and two quarterback pressures. Stuffed Tevin Coleman for a one-yard loss on a rush off right tackle in the first quarter.
- At Houston (11/1), started at outside linebacker and registered three tackles, including three quarterback pressures and a pass defended. Batted down a pass intended for DeAndre Hopkins on the first play from scrimmage. Combined with DaQuan Jones to stop Alfred Blue for no gain on a rush off right tackle in the second quarter.

2014 (16/16): Started all 16 games at outside linebacker and led the team with 6.5 sacks. Tied for the team lead and set career-best marks with 26 quarterback pressures and 13 tackles for loss. Posted a career-high 82 tackles, nine passes defended and two forced fumbles. Led or tied for the team lead in tackles twice in 2014 (at PHI, at JAX). Led or tied for the team lead in quarterback pressures eight times in 2014 (at KC, vs. DAL, at IND, vs. CLE, vs. JAX, at WAS, at BAL, at JAX). Led or tied for the team lead in sacks five times in 2014 (at WAS, at BAL, at PHI, vs. NYJ, at JAX). Tied for the team lead in passes defended three times in 2014 (at KC, at BAL, at JAX).

- At Kansas City (9/7), started at outside linebacker and collected four tackles. Tied for the team lead with a career-high tying four quarterback pressures and two passes defended. Knocked down a pass intended for Travis Kelce in the second quarter. Batted down a pass intended for Donnie Avery in the final stanza.
- Against Dallas (9/14), started at outside linebacker and notched five solo tackles and a team-best two quarterback pressures. Stuffed DeMarco Murray for no gain on a rush off right tackle in the second quarter. Teamed with Wesley Woodyard to stop Murray for no gain on a rush off left guard in the third quarter. Stopped DeMarco Murray for no gain on a rush off right guard in the fourth quarter.
- Against Jacksonville (10/12), started at outside linebacker and totaled two tackles, a team-high four quarterback pressures and a pass defended. Batted down a pass intended for Cecil Shorts III on the final drive in the fourth quarter.
- At Washington (10/19), started at outside linebacker and collected seven tackles, including a sack, a forced fumble, two quarterback pressures

and two stops for loss. Strip-sacked Kirk Cousins and the fumble was recovered by Avery Williamson in the first quarter. Stonewalled Roy Helu for a three-yard loss on a short pass in the second quarter. Stuffed Roy Helu for a one-yard loss on a rush off right guard late in the fourth quarter.

- At Baltimore (11/9), started at outside linebacker and tallied five tackles, including a sack, a stop for loss, two quarterback pressures and a pass defended. Deflected a pass intended for Crockett Gilmore in the second stanza. Dropped Joe Flacco for an eight-yard sack on the final play of the first half.
- Against Pittsburgh (11/17), started at outside linebacker and notched six tackles, including a half sack and a pass defended. Teamed with Avery Williamson to sack Ben Roethlisberger for a one-yard loss in the second quarter.
- At Philadelphia (11/23), started at outside linebacker and led the team with a career-high 13 tackles, including a sack, three stops for loss and two quarterback pressures. Dropped LeSean McCoy for a one-yard loss on a rush off right end in the third stanza. Sacked Marck Sanchez for a two-yard loss in the fourth quarter. Stuffed Chris Polk for a two-yard loss on the third-and-five run late in the fourth quarter.
- At Houston (11/30), started at outside linebacker and notched six tackles, including two stops for loss and a quarterback pressure. Pounded on Ryan Fitzpatrick for a four-yard loss on a rush up the middle in the first quarter. Teamed with Avery Williamson to stop Damaris Johnson for a seven-yard loss on a reverse in the fourth quarter.
- Against N.Y. Jets (12/14), started at outside linebacker and collected six tackles, including a sack, a stop for loss and a quarterback pressure. Dropped Geno Smith for a nine-yard sack in the fourth quarter.
- At Jacksonville (12/18), started at outside linebacker and tied for the team lead with six tackles, including two sacks, a forced fumble, a stop for loss, a pass defended and a quarterback pressure. Came off the edge and strip-sacked Blake Bortles for a six-yard loss but the fumble was recovered by the Jaguars in the second quarter. Deflected a pass intended for Allen Hurns late in the second quarter. Ended a Jaguars' drive by dropping Bortles for a six-yard sack on third-and-10 in the fourth quarter.
- Against Indianapolis (12/28), started at outside linebacker and tallied seven tackles, including a team-high three stops for loss and a quarterback pressure. Stuffed Dan Herron for no gain on a rush off right tackle in the third quarter. Tackled Zurlon Tipton for no gain on a third-and-one rush in the fourth quarter. On the next play, stonewalled Tipton for a one-yard loss on a fourth-and-one rush. Nailed Tipton for no gain on a rush off right guard in the final stanza.

2013 (15/14): Played in 15 games with 14 starts at defensive end and ranked second on the team with six sacks and eight quarterback pressures. Registered 54 tackles, including three stops for loss, a pass defended, a forced fumble and a fumble recovery. Led or tied for the team lead in sacks five times in 2013 (at HOU, vs. JAX, vs. IND, at JAX, vs. HOU). Led or tied for the team lead in quarterback pressures six times in 2013 (at PIT, at HOU, vs. SD, vs. NYJ, vs. JAX, vs. IND).

- At Pittsburgh (9/8), started at defensive end and tallied four tackles, including a sack and two quarterback pressures. Dropped Ben Roethlisberger for a five-yard sack on the final play of the first half.
- At Houston (9/15), started at defensive end and compiled four tackles, including a sack, a stop for loss and a quarterback pressure. Stonewalled Arian Foster for a three-yard loss on a rush off left tackle in the third quarter. Dropped Matt Schaub for a seven-yard sack in the fourth quarter.
- Against N.Y. Jets (9/29), started at defensive end and posted four tackles, including a stop for loss and two quarterback pressures. Combined with Michael Griffin to stonewall Alex Green for a two-yard loss on a fourth-and-one toss in the fourth quarter.
- At St. Louis (11/3), started at defensive end and collected two tackles and a fumble recovery. Recovered a Kellen Clemens fumble at the Rams' 19-yard line after a Jurrell Casey strip-sack in the fourth quarter.
- Against Jacksonville (11/10), started at defensive end and notched eight tackles, a sack, a tackle for loss and a quarterback pressure. Stuffed Maurice Jones-Drew for no gain on a rush up the middle in the second quarter. Teamed with Sammie Hill to stuff Jones-Drew for a two-yard loss on a carry off left tackle in the second quarter. Halted a Jaguars' drive by dropping Chad Henne for a nine-yard sack on third-and-six in the fourth quarter. Combined with Michael Griffin to stuff Jones-Drew for a two-yard loss on a rush off right end in the fourth quarter.
- Against Indianapolis (11/14), started at defensive end and compiled five tackles, including a sack and a quarterback pressure. Forced the Colts to settle for a field goal by dropping Andrew Luck for a three-yard sack on third-and-five late in the second quarter.

- At Indianapolis (12/1), started at defensive end and amassed three tackles and a forced fumble. During a Jurrell Casey sack forced an Andrew Luck fumble but the ball was recovered by the Colts in the second quarter.
- At Jacksonville (12/22), started at defensive end and tied for the team lead with a career-high nine tackles, including a sack. Sacked Chad Henne for a seven-yard loss in the third quarter.
- Against Houston (12/29), started at defensive end and tallied four tackles, including a sack. Dropped Matt Schaub for a six-yard sack in the fourth quarter.

2012 (16/16): Started all 16 games at defensive end for the first time in his career. Led the team with 6.5 sacks and 19 quarterback pressures. Also posted a career-high 66 tackles, five tackles for loss, five passes defended, a forced fumble and a fumble recovery. Tied a career-best with eight tackles against New England (9/9/12). Led or tied for the team lead in sacks three times in 2012 (at SD, vs. PIT, vs. JAX). Led or tied for the team lead in quarterback pressures seven times in 2012 (vs. DET, vs. PIT, vs. CHI, at MIA, at JAX, vs. NYJ, at GB). Tied for the team lead in passes defended once in 2012 (at BUF).

- Against New England (9/9), started at defensive end and tied a career-high with eight tackles, including a stop for loss. Stopped Stevan Ridley for a one-yard loss on a rush off right end early in the third quarter. Stuffed Brandon Bolden for no gain on a rush off left tackle late in the fourth quarter.
- At San Diego (9/16), started at defensive end and totaled five tackles, including a sack, a tackle for loss and a quarterback pressure. Teamed with Robert Johnson to stop Curtis Brinkley for a third-yard loss on a rush off right end in the first stanza. Stopped Eddie Royal for a two-yard loss on a short pass in the second quarter. Ended a Chargers' drive by sacking Philip Rivers for a five-yard loss on third-and-four late in the second quarter.
- Against Pittsburgh (10/11), started at defensive end and posted two tackles, including a sack, a stop for loss, two quarterback pressures and a pass defended. Knocked down a pass intended for Antonio Brown in the second quarter. Ended a Steelers' drive by sacking Ben Roethlisberger for a seven-yard loss on third-and-six in the second quarter. Teamed with Kamerion Wimbley to stop Baron Batch for no gain on a rush up the middle early in the fourth quarter. Stonewalled Batch for a one-yard loss on a rush up the middle in the fourth quarter.
- At Buffalo (10/21), started at defensive end and posted five tackles, a fumble recovery and a pass defended. Teamed with Kamerion Wimbley to stuff C.J. Spiller for a three-yard loss on a rush off right guard in the second stanza. Batted down a pass intended for Fred Jackson in the second quarter. Pounded on a fumble at the Buffalo 32-yard line after Kamerion Wimbley came off the edge and strip-sacked Ryan Fitzpatrick early in the third quarter. Helped get the Titans' offense the ball back late in the fourth quarter by pressuring Ryan Fitzpatrick on a third-and-seven pass that was then intercepted by Jason McCourty along the sideline.
- Against Indianapolis (10/28), started at defensive end and tallied two tackles, a half sack, a forced fumble, a quarterback pressure and a pass defended. Batted down a pass intended for Reggie Wayne at the line of scrimmage in the second quarter. Combined with Kamerion Wimbley to drop Andrew Luck for a four-yard sack and forced a fumble that was recovered by the Colts in the second quarter.
- At Miami (11/11), started at defensive end and recorded three tackles, a team-best four quarterback pressures, a tackle for loss and a pass defended. Stonewalled Reggie Bush for a three-yard loss on a rush off right tackle in the first quarter. Batted down a pass at the line of scrimmage that was intended for Lamar Miller in the second quarter.
- At Indianapolis (12/9), started at defensive end and tallied three tackles, including a sack. Halted a Colts' drive by dropping Andrew Luck for a eight-yard sack on third-and-seven in the second quarter.
- Against N.Y. Jets (12/17), started at defensive end and registered four tackles, including a sack and two quarterback pressures. Sacked Mark Sanchez for a seven-yard loss in the second quarter.
- Against Jacksonville (12/30), started at defensive end and recorded three tackles, including two sacks. Stonewalled Keith Toston for no gain on a Wildcat run in the first quarter. Combined with Kamerion Wimbley to sack Chad Henne for a seven-yard loss in the second quarter. Ended a Jaguars' drive by sacking Chad Henne for a six-yard loss on third-and-five late in the second quarter. Halted a Jaguars' drive by teaming with Akeem Ayers to drop Chad Henne for a six-yard sack on third-and-12 in the fourth quarter.

2011 (15/10): Appeared in 15 games with 10 starts and led the team with 20 quarterback pressures. Added 47 tackles, 2.5 sacks, three tackles for loss and two passes defended. Tied for the team lead in tackles once in

2011 (at IND). Tied for the team lead in sacks twice in 2011 (vs. BAL, at CLE). Led or tied for the team lead in quarterback pressures six times in 2011 (at PIT, vs. IND, vs. CIN, at BUF, vs. NO, vs. JAX). Made his first career start against Indianapolis (10/30/11). Was inactive for the season opener at Jacksonville (9/11).

- Against Baltimore (9/18), returned to the lineup as a reserve defensive end and tallied three tackles, a sack and two quarterback pressures. Dropped Joe Flacco for a five-yard sack on the final play of the game.
- Against Denver (9/25), played in a reserve role at defensive end and notched three tackles, including a stop for loss and a quarterback pressure. Completed a four-play goalline stand by stuffing Willis McGahee for a one-yard loss on a fourth-and-one rush in the final stanza.
- At Cleveland (10/2), played in a reserve role at defensive end and collected three solo tackles, including a sack and a quarterback pressure. Dropped Colt McCoy for a sack late in the fourth quarter.
- Against Indianapolis (10/30), made his first career start at defensive end and posted four tackles, three quarterback pressures and a pass defended. Batted down a pass intended for Pierre Garcon at the line of scrimmage late in the fourth quarter.
- Against Cincinnati (11/6), started at defensive end and notched three tackles, including a stop for loss and a team-best three quarterback pressures. Dropped Cedric Benson for a one-yard loss on a rush off right guard early in the third quarter.
- At Indianapolis (12/18), started at defensive end and tied for the team lead with eight tackles.
- Against Jacksonville (12/24), started at defensive end and totaled seven tackles, a team-best three quarterback pressures, a stop for loss and a pass defended. Stuffed Maurice Jones-Drew for a three-yard loss on a rush off right tackle in the first quarter. Batted down a pass intended for Jarett Dilliard at the line of scrimmage in the second quarter.
- At Houston (1/1), started at defensive end and collected three tackles, including a half sack and a quarterback pressure. Teamed with Jurrell Casey to drop T.J. Yates for a five-yard sack on the Texans' first play from scrimmage.

2010 (4/0): Appeared in four games as a reserve defensive end and collected 10 tackles and 1.5 sacks. Placed on injured reserve on Oct. 5, 2010 with a knee injury. Collected his first career sack in his first career game against Oakland (9/12/10). Tied for the team lead in sacks once in 2010 (vs. OAK).

- Against Oakland (9/12), played in a reserve role at defensive end in his first NFL contest and posted a sack and a pass defended. Registered his first career sack by dropping Jason Campbell for an eight-yard loss in the first quarter. Batted down a pass intended for Darren McFadden in the fourth quarter.
- Against Pittsburgh (9/19), played in a reserve role at defensive end and collected five tackles, including a half sack. Halted a Steelers' drive by combining with Tony Brown to sack Charlie Batch for a five-yard loss on third-and-15 in the third quarter.
- Against Denver (10/3), played in a reserve role at defensive end before leaving the game in the second quarter with an injury.

COLLEGE:

- In three seasons at Georgia Tech, Morgan totaled 115 tackles, 19.5 sacks, 29.5 tackles for loss, five passes defended, six fumble recoveries and two forced fumbles in 39 games. He played in 12 games as a reserve defensive end during his freshman season and then started all 27 of the team's games during his sophomore and junior seasons at left defensive end. His 19.5 sacks ranked seventh in Georgia Tech history.
- As a junior (2009), named the ACC Defensive Player of the Year after leading the conference (eighth in nation) with 12.5 sacks, which tied for fourth on school's single-season record list. During his team's ACC Championship season, his career-best 55 tackles ranked fifth on the squad. With 18.5 tackles for losses, he ranked second in the ACC and also tied for seventh on Tech's annual record chart. He added one pass defended, two fumble recoveries and two forced fumbles in 14 games. Earned first-team All-American honors from The NFL Draft Report, Associated Press and American Football Coaches Association, and added second-team honors from Walter Camp, *Sports Illustrated* and *The Sporting News*.
- As a sophomore (2008), started all 13 games and ranked second on the team (eighth in ACC) with seven sacks. Also led the team's defensive linemen with 51 tackles and added 9.5 tackles for loss, three passes defended, four fumble recoveries (tied for second in nation) and one blocked field goal.
- As a freshman (2007), saw action in 12 of 13 games as a reserve and

registered nine tackles, 1.5 tackles for loss and one pass defended.

- Enrolled in January 2007 and participated in spring practice.
- Majored in business management.

PERSONAL:

- Married and has a son and a daughter.
- Listed by Rivals.com and SuperPrep as the first-overall prospect in Pennsylvania when he was coming out of Coatesville (Pa.) High School. He earned first-team All-State and league Defensive Player of the Year honors after collecting seven sacks, six tackles for loss and 47 tackles as a senior defensive end. He also recorded 523 yards and eight touchdowns as a running back.
- Member of Kappa Alpha Psi fraternity.
- Follow Morgan on Twitter and Instagram at @dmorg91.
- List of favorites: (movie) "Boyz n the Hood"; (TV show) "The Fresh Prince of Bel Air"; (actor) Will Smith; (music artist) The Notorious B.I.G.; (school subject) entrepreneurship; (video game) Call of Duty; (food) pizza; (sports hero) Jerry Rice; and (sports team as a child) San Francisco 49ers.
- Born Derrick Lee Morgan on Jan. 6, 1989 in Lancaster, Pa.

DERRICK MORGAN'S GAME-BY-GAME

2010 Tennessee Titans

| Date | Opp | W/L | P/S | Tot | Solo | Asst | Sk | - Yds | QBP | TFL | Int - | Yds -TD | PD | FF | FR - | Yds | SpT |
|---------|-------|-----|-----|-----|------|------|-----|-------|-----|-----|-------|---------|----|----|------|-----|-----|
| Sept 12 | Oak | W | p | 1 | 1 | 0 | 1.0 | 8.0 | 1 | 0 | 0 | 0 | 0 | 1 | 0 | 0 | 0 |
| Sept 19 | Pit | L | p | 5 | 2 | 3 | 0.5 | 2.5 | 0 | 0 | 0 | 0 | 0 | 0 | 0 | 0 | 0 |
| Sept 26 | @ NYG | W | p | 4 | 3 | 1 | 0.0 | 0.0 | 0 | 0 | 0 | 0 | 0 | 0 | 0 | 0 | 0 |
| Oct 3 | Den | L | p | 0 | 0 | 0 | 0.0 | 0.0 | 0 | 0 | 0 | 0 | 0 | 0 | 0 | 0 | 0 |
| Oct 10 | @ Dal | | | | | | | | | | | | | | | | |
| Oct 18 | @ Jax | | | | | | | | | | | | | | | | |
| Oct 24 | Phi | | | | | | | | | | | | | | | | |
| Oct 31 | @ SD | | | | | | | | | | | | | | | | |
| Nov 14 | @ Mia | | | | | | | | | | | | | | | | |
| Nov 21 | Was | | | | | | | | | | | | | | | | |
| Nov 28 | @ Hou | | | | | | | | | | | | | | | | |
| Dec 5 | Jax | | | | | | | | | | | | | | | | |
| Dec 9 | Ind | | | | | | | | | | | | | | | | |
| Dec 19 | Hou | | | | | | | | | | | | | | | | |
| Dec 26 | @ KC | | | | | | | | | | | | | | | | |
| Jan 2 | @ Ind | | | | | | | | | | | | | | | | |
| Totals | | 2-2 | 4/0 | 10 | 6 | 4 | 1.5 | 10.5 | 1 | 0 | 0 | 0 | 0 | 1 | 0 | 0 | 0 |

2011 Tennessee Titans

| Date | Opp | W/L | P/S | Tot | Solo | Asst | Sk | - Yds | QBP | TFL | Int | - Yds | TD | PD | FF | FR | - Yds | SpT |
|---------|-------|-----|-------|-----|------|------|-----|-------|-----|-----|-----|-------|----|----|----|----|-------|-----|
| Sept 11 | @ Jax | L | IA | | | | | | | | | | | | | | | |
| Sept 18 | Bal | W | p | 3 | 3 | 0 | 1.0 | 5.0 | 2 | 0 | 0 | 0 | 0 | 0 | 0 | 0 | 0 | 0 |
| Sept 25 | Den | W | p | 3 | 1 | 2 | 0.0 | 0.0 | 1 | 1 | 0 | 0 | 0 | 0 | 0 | 0 | 0 | 0 |
| Oct 2 | @ Cle | W | p | 3 | 3 | 0 | 1.0 | 1.0 | 1 | 0 | 0 | 0 | 0 | 0 | 0 | 0 | 0 | 0 |
| Oct 9 | @ Pit | L | p | 2 | 0 | 2 | 0.0 | 0.0 | 2 | 0 | 0 | 0 | 0 | 0 | 0 | 0 | 0 | 0 |
| Oct 23 | Hou | L | p | 1 | 0 | 1 | 0.0 | 0.0 | 0 | 0 | 0 | 0 | 0 | 0 | 0 | 0 | 0 | 0 |
| Oct 30 | Ind | W | S | 4 | 2 | 2 | 0.0 | 0.0 | 3 | 0 | 0 | 0 | 0 | 1 | 0 | 0 | 0 | 0 |
| Nov 6 | Cin | L | S | 3 | 1 | 2 | 0.0 | 0.0 | 3 | 1 | 0 | 0 | 0 | 0 | 0 | 0 | 0 | 0 |
| Nov 13 | @ Car | W | S | 3 | 2 | 1 | 0.0 | 0.0 | 0 | 0 | 0 | 0 | 0 | 0 | 0 | 0 | 0 | 0 |
| Nov 20 | @ Atl | L | S | 2 | 1 | 1 | 0.0 | 0.0 | 0 | 0 | 0 | 0 | 0 | 0 | 0 | 0 | 0 | 0 |
| Nov 27 | TB | W | S | 0 | 0 | 0 | 0.0 | 0.0 | 0 | 0 | 0 | 0 | 0 | 0 | 0 | 0 | 0 | 0 |
| Dec 4 | @ Buf | W | S | 1 | 0 | 1 | 0.0 | 0.0 | 2 | 0 | 0 | 0 | 0 | 0 | 0 | 0 | 0 | 0 |
| Dec 11 | NO | L | S | 4 | 1 | 3 | 0.0 | 0.0 | 2 | 0 | 0 | 0 | 0 | 0 | 0 | 0 | 0 | 0 |
| Dec 18 | @ Ind | L | S | 8 | 4 | 4 | 0.0 | 0.0 | 0 | 0 | 0 | 0 | 0 | 0 | 0 | 0 | 0 | 0 |
| Dec 24 | Jax | W | S | 7 | 5 | 2 | 0.0 | 0.0 | 3 | 1 | 0 | 0 | 0 | 1 | 0 | 0 | 0 | 0 |
| Jan 1 | @ Hou | W | S | 3 | 0 | 3 | 0.5 | 2.5 | 1 | 0 | 0 | 0 | 0 | 0 | 0 | 0 | 0 | 0 |
| Totals | | 9-7 | 15/10 | 47 | 23 | 24 | 2.5 | 8.5 | 20 | 3 | 0 | 0 | 0 | 2 | 0 | 0 | 0 | 0 |

2012 Tennessee Titans

| Date | Opp | W/L | P/S | Tot | Solo | Asst | Sk | -Yds | QBP | TFL | Int - | Yds - | TD | PD | FF | FR - | Yds | SpT |
|---------|-------|------|-------|-----|------|------|-----|------|-----|-----|-------|-------|----|----|----|------|-----|-----|
| Sept 9 | @ NE | L | S | 8 | 7 | 1 | 0.0 | 0.0 | 0 | 1 | 0 | 0 | 0 | 0 | 0 | 0 | 0 | 0 |
| Sept 16 | @ SD | L | S | 5 | 3 | 2 | 1.0 | 6.0 | 1 | 1 | 0 | 0 | 0 | 0 | 0 | 0 | 0 | 0 |
| Sept 23 | Det | W | S | 5 | 3 | 2 | 0.0 | 0.0 | 2 | 0 | 0 | 0 | 0 | 0 | 0 | 0 | 0 | 0 |
| Sept 30 | @ Hou | L | S | 4 | 3 | 1 | 0.0 | 0.0 | 1 | 1 | 0 | 0 | 0 | 0 | 0 | 0 | 0 | 0 |
| Oct 7 | @ Min | L | S | 6 | 2 | 4 | 0.0 | 0.0 | 0 | 0 | 0 | 0 | 0 | 0 | 0 | 0 | 0 | 0 |
| Oct 11 | Pit | W | S | 2 | 1 | 1 | 1.0 | 7.0 | 2 | 1 | 0 | 0 | 0 | 1 | 0 | 0 | 0 | 0 |
| Oct 21 | @ Buf | W | S | 5 | 1 | 4 | 0.0 | 0.0 | 0 | 0 | 0 | 0 | 0 | 1 | 0 | 1 | 0 | 0 |
| Oct 28 | Ind | L | S | 2 | 0 | 2 | 0.5 | 2.0 | 1 | 0 | 0 | 0 | 0 | 1 | 1 | 0 | 0 | 0 |
| Nov 4 | Chi | L | S | 5 | 1 | 4 | 0.0 | 0.0 | 1 | 0 | 0 | 0 | 0 | 1 | 0 | 0 | 0 | 0 |
| Nov 11 | @ Mia | W | S | 3 | 1 | 2 | 0.0 | 0.0 | 4 | 1 | 0 | 0 | 0 | 1 | 0 | 0 | 0 | 0 |
| Nov 25 | @ Jax | L | S | 3 | 3 | 0 | 0.0 | 0.0 | 1 | 0 | 0 | 0 | 0 | 0 | 0 | 0 | 0 | 0 |
| Dec 2 | Hou | L | S | 5 | 3 | 2 | 0.0 | 0.0 | 1 | 0 | 0 | 0 | 0 | 0 | 0 | 0 | 0 | 0 |
| Dec 9 | @ Ind | L | S | 3 | 3 | 0 | 1.0 | 8.0 | 0 | 0 | 0 | 0 | 0 | 0 | 0 | 0 | 0 | 0 |
| Dec 17 | NYJ | W | S | 4 | 1 | 3 | 1.0 | 7.0 | 2 | 0 | 0 | 0 | 0 | 0 | 0 | 0 | 0 | 0 |
| Dec 23 | @ GB | L | S | 3 | 2 | 1 | 0.0 | 0.0 | 3 | 0 | 0 | 0 | 0 | 0 | 0 | 0 | 0 | 0 |
| Dec 30 | Jax | W | S | 3 | 1 | 2 | 2.0 | 12.5 | 0 | 0 | 0 | 0 | 0 | 0 | 0 | 0 | 0 | 0 |
| Totals | | 6-10 | 16/16 | 66 | 35 | 31 | 6.5 | 42.5 | 19 | 5 | 0 | 0 | 0 | 5 | 1 | 1 | 0 | 0 |

2013 Tennessee Titans

| Date | Opp | W/L | P/S | Tot | Solo | Asst | Sk | -Yds | QBP | TFL | Int | -Yds | -TD | PD | FF | FR | -Yds | SpT |
|---------|-------|-----|-------|-----|------|------|-----|------|-----|-----|-----|------|-----|----|----|----|------|-----|
| Sept 8 | @ Pit | W | S | 4 | 3 | 1 | 1.0 | 5.0 | 2 | 0 | 0 | 0 | 0 | 0 | 0 | 0 | 0 | 0 |
| Sept 15 | @ Hou | L | S | 4 | 3 | 1 | 1.0 | 7.0 | 1 | 1 | 0 | 0 | 0 | 0 | 0 | 0 | 0 | 0 |
| Sept 22 | SD | W | S | 4 | 1 | 3 | 0.0 | 0.0 | 1 | 0 | 0 | 0 | 0 | 0 | 0 | 0 | 0 | 0 |
| Sept 29 | NYJ | W | S | 4 | 3 | 1 | 0.0 | 0.0 | 2 | 1 | 0 | 0 | 0 | 0 | 0 | 0 | 0 | 0 |
| Oct 6 | KC | L | S | 2 | 1 | 1 | 0.0 | 0.0 | 0 | 0 | 0 | 0 | 0 | 0 | 0 | 0 | 0 | 0 |
| Oct 13 | @ Sea | L | p | 0 | 0 | 0 | 0.0 | 0.0 | 0 | 0 | 0 | 0 | 0 | 1 | 0 | 0 | 0 | 0 |
| Oct 20 | SF | L | IA | | | | | | | | | | | | | | | |
| Nov 3 | @ STL | W | S | 2 | 1 | 1 | 0.0 | 0.0 | 0 | 0 | 0 | 0 | 0 | 0 | 0 | 1 | 0 | 0 |
| Nov 10 | Jax | L | S | 8 | 6 | 2 | 1.0 | 9.0 | 1 | 1 | 0 | 0 | 0 | 0 | 0 | 0 | 0 | 0 |
| Nov 14 | Ind | L | S | 5 | 3 | 2 | 1.0 | 3.0 | 1 | 0 | 0 | 0 | 0 | 0 | 0 | 0 | 0 | 0 |
| Nov 24 | @ Oak | W | S | 2 | 1 | 1 | 0.0 | 0.0 | 0 | 0 | 0 | 0 | 0 | 0 | 0 | 0 | 0 | 0 |
| Dec 1 | @ Ind | L | S | 3 | 0 | 3 | 0.0 | 0.0 | 0 | 0 | 0 | 0 | 0 | 0 | 1 | 0 | 0 | 0 |
| Dec 8 | @ Den | L | S | 2 | 0 | 2 | 0.0 | 0.0 | 0 | 0 | 0 | 0 | 0 | 0 | 0 | 0 | 0 | 0 |
| Dec 15 | Ari | L | S | 1 | 1 | 0 | 0.0 | 0.0 | 0 | 0 | 0 | 0 | 0 | 0 | 0 | 0 | 0 | 0 |
| Dec 22 | @ Jax | W | S | 9 | 5 | 4 | 1.0 | 7.0 | 0 | 0 | 0 | 0 | 0 | 0 | 0 | 0 | 0 | 0 |
| Dec 29 | Hou | W | S | 4 | 3 | 1 | 1.0 | 6.0 | 0 | 0 | 0 | 0 | 0 | 0 | 0 | 0 | 0 | 0 |
| Totals | | 7-9 | 15/14 | 54 | 31 | 23 | 6.0 | 37.0 | 8 | 3 | 0 | 0 | 0 | 1 | 1 | 1 | 0 | 0 |

2014 Tennessee Titans

| Date | Opp | W/L | P/S | Tot | Solo | Asst | Sk | Yds | QBP | TFL | Int | Yds | -TD | PD | FF | FR | Yds | SpT |
|---------|-------|------|-------|-----|------|------|-----|------|-----|-----|-----|-----|-----|----|----|----|-----|-----|
| Sept 7 | @ KC | W | S | 4 | 3 | 1 | 0.0 | 0.0 | 4 | 0 | 0 | 0 | 0 | 2 | 0 | 0 | 0 | 0 |
| Sept 14 | Dal | L | S | 5 | 5 | 0 | 0.0 | 0.0 | 2 | 0 | 0 | 0 | 0 | 0 | 0 | 0 | 0 | 0 |
| Sept 21 | @ Cin | L | S | 2 | 1 | 1 | 0.0 | 0.0 | 0 | 0 | 0 | 0 | 0 | 0 | 0 | 0 | 0 | 0 |
| Sept 28 | @ Ind | L | S | 1 | 0 | 1 | 0.0 | 0.0 | 3 | 0 | 0 | 0 | 0 | 1 | 0 | 0 | 0 | 0 |
| Oct 5 | Cle | L | S | 5 | 4 | 1 | 0.0 | 0.0 | 2 | 0 | 0 | 0 | 0 | 1 | 0 | 0 | 0 | 0 |
| Oct 12 | Jax | W | S | 2 | 1 | 1 | 0.0 | 0.0 | 4 | 0 | 0 | 0 | 0 | 1 | 0 | 0 | 0 | 0 |
| Oct 19 | @ Was | L | S | 7 | 6 | 1 | 1.0 | 8.0 | 2 | 2 | 0 | 0 | 0 | 0 | 1 | 0 | 0 | 0 |
| Oct 26 | Hou | L | S | 4 | 2 | 2 | 0.0 | 0.0 | 0 | 0 | 0 | 0 | 0 | 1 | 0 | 0 | 0 | 0 |
| Nov 9 | @ Bal | L | S | 5 | 2 | 3 | 1.0 | 8.0 | 2 | 1 | 0 | 0 | 0 | 1 | 0 | 0 | 0 | 0 |
| Nov 17 | Pit | L | S | 6 | 1 | 5 | 0.5 | 0.5 | 0 | 0 | 0 | 0 | 0 | 1 | 0 | 0 | 0 | 0 |
| Nov 23 | @ Phi | L | S | 13 | 9 | 4 | 1.0 | 2.0 | 2 | 3 | 0 | 0 | 0 | 0 | 0 | 0 | 0 | 0 |
| Nov 30 | @ Hou | L | S | 6 | 4 | 2 | 0.0 | 0.0 | 1 | 2 | 0 | 0 | 0 | 0 | 0 | 0 | 0 | 0 |
| Dec 7 | NYG | L | S | 3 | 1 | 2 | 0.0 | 0.0 | 2 | 0 | 0 | 0 | 0 | 0 | 0 | 0 | 0 | 0 |
| Dec 14 | NYJ | L | S | 6 | 3 | 3 | 1.0 | 9.0 | 1 | 1 | 0 | 0 | 0 | 0 | 0 | 0 | 0 | 0 |
| Dec 18 | @ Jax | L | S | 6 | 5 | 1 | 2.0 | 8.0 | 1 | 1 | 0 | 0 | 0 | 1 | 1 | 0 | 0 | 0 |
| Dec 28 | Ind | L | S | 7 | 5 | 2 | 0.0 | 0.0 | 1 | 3 | 0 | 0 | 0 | 0 | 0 | 0 | 0 | 0 |
| Totals | | 2-14 | 16/16 | 82 | 52 | 30 | 6.5 | 35.5 | 27 | 13 | 0 | 0 | 0 | 9 | 2 | 0 | 0 | 0 |

2015 Tennessee Titans

| Date | Opp | W/L | P/S | Tot | Solo | Asst | Sk | - Yds | QBP | TFL | Int | - Yds | -TD | PD | FF | FR | - Yds | SpT |
|---------|-------|------|------|-----|------|------|-----|-------|-----|-----|-----|-------|-----|----|----|----|-------|-----|
| Sept 13 | @ TB | W | S | 7 | 4 | 3 | 2.0 | 16.0 | 2 | 2 | 0 | 0 | 0 | 0 | 0 | 0 | 0 | 0 |
| Sept 20 | @ Cle | L | S | 7 | 5 | 2 | 1.0 | 4.0 | 0 | 1 | 0 | 0 | 0 | 0 | 1 | 0 | 0 | 0 |
| Sept 27 | Ind | L | S | 1 | 1 | 0 | 0.0 | 0.0 | 1 | 0 | 0 | 0 | 0 | 1 | 0 | 0 | 0 | 0 |
| Oct 11 | Buf | L | S | 3 | 1 | 2 | 1.5 | 13.5 | 2 | 1 | 0 | 0 | 0 | 0 | 0 | 0 | 0 | 0 |
| Oct 18 | Mia | L | S | 5 | 4 | 1 | 0.0 | 0.0 | 0 | 0 | 0 | 0 | 0 | 0 | 0 | 0 | 0 | 0 |
| Oct 25 | Atl | L | S | 3 | 2 | 1 | 0.0 | 0.0 | 2 | 1 | 0 | 0 | 0 | 0 | 0 | 0 | 0 | 0 |
| Nov 1 | @ Hou | L | S | 3 | 1 | 2 | 0.0 | 0.0 | 3 | 0 | 0 | 0 | 0 | 1 | 0 | 0 | 0 | 0 |
| Nov 8 | @ NO | W | S | 0 | 0 | 0 | 0.0 | 0.0 | 1 | 0 | 0 | 0 | 0 | 0 | 0 | 0 | 0 | 0 |
| Nov 15 | Car | L | S | 4 | 2 | 2 | 0.0 | 0.0 | 1 | 1 | 0 | 0 | 0 | 0 | 0 | 0 | 0 | 0 |
| Nov 19 | @ Jax | L | p | 1 | 0 | 1 | 0.0 | 0.0 | 1 | 0 | 0 | 0 | 0 | 0 | 0 | 0 | 0 | 0 |
| Nov 29 | Oak | L | IA | | | | | | | | | | | | | | | |
| Dec 6 | Jax | W | IA | | | | | | | | | | | | | | | |
| Dec 13 | @ NYJ | L | IA | | | | | | | | | | | | | | | |
| Dec 20 | @ NE | | | | | | | | | | | | | | | | | |
| Dec 27 | Hou | | | | | | | | | | | | | | | | | |
| Jan 3 | @ Ind | | | | | | | | | | | | | | | | | |
| Totals | | 3-10 | 10/9 | 34 | 20 | 14 | 4.5 | 33.5 | 13 | 6 | 0 | 0 | 0 | 2 | 1 | 0 | 0 | 0 |

DERRICK MORGAN'S GAME-BY-GAME CONT.

2016 Tennessee Titans

| Date | Opp | W/L | P/S | Tot | Solo | Asst | Sk | - Yds | QBP | TFL | Int | - Yds | -TD | PD | FF | FR | - Yds | SpT |
|---------------|-------|-----|-----|------------|--------------|-----------|-----------|-----------|------------|-------------|-----------|----------|----------|----------|----------|----------|----------|----------|
| Sept 11 | Min | L | S | 4 | 2 | 2 | 0.0 | 0.0 | 0 | 0 | 0 | 0 | 0 | 0 | 0 | 0 | 0 | 0 |
| Sept 18 | @ Det | W | IA | | | | | | | | | | | | | | | |
| Sept 25 | Oak | L | S | 2 | 2 | 0 | 0.0 | 0.0 | 0 | 0 | 0 | 0 | 0 | 0 | 0 | 0 | 0 | 0 |
| Oct 2 | @ Hou | L | S | 0 | 0 | 0 | 0.0 | 0.0 | 3 | 0 | 0 | 0 | 0 | 0 | 0 | 0 | 0 | 0 |
| Oct 9 | @ Mia | W | S | 4 | 4 | 0 | 2.0 | 9.0 | 2 | 0 | 0 | 0 | 0 | 0 | 0 | 0 | 0 | 0 |
| Oct 16 | Cle | W | S | 3 | 2 | 1 | 1.0 | 10.0 | 5 | 0 | 0 | 0 | 0 | 0 | 0 | 0 | 0 | 0 |
| Oct 23 | Ind | L | S | 4 | 2 | 2 | 1.5 | 9.0 | 3 | 1 | 0 | 0 | 0 | 0 | 0 | 0 | 0 | 0 |
| Oct 27 | Jax | W | S | 1 | 1 | 0 | 1.0 | 6.0 | 1 | 0 | 0 | 0 | 0 | 0 | 0 | 0 | 0 | 0 |
| Nov 6 | @ SD | L | S | 4 | 2 | 2 | 0.0 | 0.0 | 4 | 1 | 0 | 0 | 0 | 0 | 0 | 0 | 0 | 0 |
| Nov 13 | GB | W | S | 2 | 2 | 0 | 1.0 | 9.0 | 4 | 0 | 0 | 0 | 0 | 0 | 0 | 0 | 0 | 0 |
| Nov 20 | @ Ind | L | S | 4 | 2 | 2 | 1.5 | 8.0 | 9 | 0 | 0 | 0 | 0 | 0 | 0 | 0 | 0 | 0 |
| Nov 27 | @ Chi | W | S | 2 | 2 | 0 | 0.0 | 0.0 | 3 | 1 | 0 | 0 | 0 | 1 | 0 | 0 | 0 | 0 |
| Dec 11 | Den | W | S | 1 | 1 | 0 | 1.0 | 6.0 | 3 | 0 | 0 | 0 | 0 | 0 | 0 | 0 | 0 | 0 |
| Dec 18 | @ KC | W | S | 6 | 1 | 5 | 0.0 | 0.0 | 2 | 0 | 0 | 0 | 0 | 0 | 0 | 0 | 0 | 0 |
| Dec 24 | @ Jax | L | S | 6 | 2 | 4 | 0.0 | 0.0 | 9 | 1 | 0 | 0 | 0 | 0 | 0 | 0 | 0 | 0 |
| Jan 1 | Hou | W | S | 7 | 4 | 3 | 0.0 | 0.0 | 8 | 0 | 0 | 0 | 0 | 0 | 0 | 0 | 0 | 0 |
| Totals | | | | 9-7 | 15/15 | 50 | 29 | 21 | 9.0 | 57.0 | 56 | 4 | 0 | 0 | 1 | 0 | 0 | 0 |

2017 Tennessee Titans

| Date | Opp | W/L | P/S | Tot | Solo | Asst | Sk | - Yds | QBP | TFL | Int | - Yds | -TD | PD | FF | FR | - Yds | SpT |
|---------------|-------|-----|-----|------------|--------------|-----------|-----------|-----------|------------|-------------|-----------|----------|----------|----------|----------|----------|----------|----------|
| Sept 10 | Oak | L | S | 4 | 3 | 1 | 1.0 | 7.0 | 5 | 2 | 0 | 0 | 0 | 0 | 0 | 0 | 0 | 0 |
| Sept 17 | @ Jax | W | S | 4 | 3 | 1 | 1.0 | 5.0 | 4 | 1 | 0 | 0 | 0 | 1 | 0 | 0 | 0 | 0 |
| Sept 24 | Sea | W | S | 3 | 1 | 2 | 0.0 | 0.0 | 7 | 0 | 0 | 0 | 0 | 0 | 0 | 0 | 0 | 0 |
| Oct 1 | @ Hou | L | S | 2 | 2 | 0 | 1.0 | 8.0 | 5 | 1 | 0 | 0 | 0 | 0 | 0 | 0 | 0 | 0 |
| Oct 8 | @ Mia | L | S | 2 | 1 | 1 | 0.0 | 0.0 | 3 | 0 | 0 | 0 | 0 | 0 | 0 | 0 | 0 | 0 |
| Oct 16 | Ind | W | S | 1 | 1 | 0 | 0.0 | 0.0 | 1 | 0 | 0 | 0 | 0 | 0 | 0 | 0 | 0 | 0 |
| Oct 22 | @ Cle | W | S | 3 | 2 | 1 | 1.5 | 11.0 | 5 | 1 | 0 | 0 | 0 | 0 | 0 | 0 | 0 | 0 |
| Nov 5 | Bal | W | S | 3 | 2 | 1 | 0.5 | 2.0 | 3 | 0 | 0 | 0 | 0 | 0 | 0 | 0 | 0 | 0 |
| Nov 12 | Cin | W | S | 0 | 0 | 0 | 0.0 | 0.0 | 0 | 0 | 0 | 0 | 0 | 0 | 0 | 2 | 0 | 0 |
| Nov 16 | @ Pit | L | S | 4 | 3 | 1 | 1.0 | 6.0 | 4 | 1 | 0 | 0 | 0 | 0 | 0 | 0 | 0 | 0 |
| Nov 26 | @ Ind | W | S | 5 | 2 | 3 | 1.0 | 5.5 | 8 | 1 | 0 | 0 | 0 | 0 | 0 | 0 | 0 | 0 |
| Dec 3 | Hou | W | S | 4 | 2 | 2 | 0.5 | 9.5 | 6 | 0 | 0 | 0 | 0 | 0 | 0 | 0 | 0 | 0 |
| Dec 10 | @ Ari | L | IA | | | | | | | | | | | | | | | |
| Dec 17 | @ SF | L | IA | | | | | | | | | | | | | | | |
| Dec 24 | LAR | L | S | 1 | 0 | 1 | 0.0 | 0.0 | 5 | 0 | 0 | 0 | 0 | 1 | 0 | 0 | 0 | 0 |
| Dec 31 | Jax | W | S | 3 | 1 | 2 | 0.0 | 0.0 | 3 | 0 | 0 | 0 | 0 | 0 | 0 | 0 | 0 | 0 |
| Totals | | | | 9-7 | 14/14 | 40 | 23 | 17 | 7.5 | 54.0 | 59 | 7 | 0 | 0 | 0 | 2 | 0 | 0 |

Playoffs

| | | | | | | | | | | | | | | | | | | |
|---------------|------|---|---|------------|------------|----------|----------|----------|------------|------------|----------|----------|----------|----------|----------|----------|----------|----------|
| Jan 6 | @ KC | W | S | 7 | 5 | 2 | 1.0 | 0.0 | 4 | 1 | 0 | 0 | 0 | 0 | 0 | 0 | 0 | 0 |
| Jan 13 | @ NE | L | S | 1 | 1 | 0 | 0.0 | 0.0 | 2 | 0 | 0 | 0 | 0 | 0 | 0 | 0 | 0 | 0 |
| Totals | | | | 1-1 | 2/2 | 8 | 6 | 2 | 1.0 | 0.0 | 6 | 1 | 0 | 0 | 0 | 0 | 0 | 0 |

DERRICK MORGAN'S NFL STATISTICS

REGULAR SEASON

| Year | Team | GP | GS | TACKLES | | | | | | | INTERCEPTIONS | | | | | FUMBLES | | | |
|-------------------|-----------|------------|-----------|------------|------------|------------|-------------|--------------|------------|-----------|---------------|----------|----------|----------|-----------|----------|----------|----------|----------|
| | | | | Tot | Solo | Asst | Sk | Yds | QBP | TFL | No | Yds | Lg | TD | PD | FF | FR | Yds | SpT |
| 2010 | Tennessee | 4 | 0 | 10 | 6 | 4 | 1.5 | 10.5 | 1 | 0 | 0 | 0 | 0 | 0 | 1 | 0 | 0 | 0 | 0 |
| 2011 | Tennessee | 15 | 10 | 47 | 23 | 24 | 2.5 | 8.5 | 20 | 3 | 0 | 0 | 0 | 0 | 2 | 0 | 0 | 0 | 0 |
| 2012 | Tennessee | 16 | 16 | 66 | 35 | 31 | 6.5 | 42.5 | 19 | 5 | 0 | 0 | 0 | 0 | 5 | 1 | 1 | 0 | 0 |
| 2013 | Tennessee | 15 | 14 | 54 | 31 | 23 | 6.0 | 37.0 | 8 | 3 | 0 | 0 | 0 | 0 | 1 | 1 | 1 | 0 | 0 |
| 2014 | Tennessee | 16 | 16 | 82 | 52 | 30 | 6.5 | 35.5 | 27 | 13 | 0 | 0 | 0 | 0 | 9 | 2 | 0 | 0 | 0 |
| 2015 | Tennessee | 10 | 9 | 34 | 20 | 14 | 4.5 | 33.5 | 13 | 6 | 0 | 0 | 0 | 0 | 2 | 1 | 0 | 0 | 0 |
| 2016 | Tennessee | 15 | 15 | 50 | 29 | 21 | 9.0 | 57.0 | 56 | 4 | 0 | 0 | 0 | 0 | 1 | 0 | 0 | 0 | 0 |
| 2017 | Tennessee | 14 | 14 | 40 | 23 | 17 | 7.5 | 54.0 | 59 | 7 | 0 | 0 | 0 | 0 | 2 | 0 | 2 | 0 | 0 |
| NFL Totals | | 105 | 94 | 383 | 219 | 164 | 44.0 | 278.5 | 203 | 41 | 0 | 0 | 0 | 0 | 23 | 5 | 4 | 0 | 0 |

PLAYOFFS


| Year | Team | GP | GS | TACKLES | | | | | | | INTERCEPTIONS | | | | | FUMBLES | | | |
|-------------------|-----------|----------|----------|----------|----------|----------|------------|------------|----------|----------|---------------|----------|----------|----------|----------|----------|----------|----------|----------|
| | | | | Tot | Solo | Asst | Sk | Yds | QBP | TFL | No | Yds | Lg | TD | PD | FF | FR | Yds | SpT |
| 2017 | Tennessee | 2 | 2 | 8 | 6 | 2 | 1.0 | 0.0 | 6 | 1 | 0 | 0 | 0 | 0 | 0 | 0 | 0 | 0 | 0 |
| NFL Totals | | 2 | 2 | 8 | 6 | 2 | 1.0 | 0.0 | 6 | 1 | 0 | 0 | 0 | 0 | 0 | 0 | 0 | 0 | 0 |

Single-Game Highs

Tackles - 13 at Philadelphia (11/23/14)
 Sacks - 2 (Four times, last at Miami 10/9/16)
 Quarterback Pressures - 9 (Twice, last at Jacksonville (12/24/16)
 Fumble Recovery - 2 vs. Cincinnati (11/12/17)
 Forced Fumble - 1 (Four times, last at Jacksonville 12/18/14)
 Tackles For Loss - 3 (Twice, last vs. Indianapolis 12/28/14)

Playoff Single-Game Highs

Tackles - 7 at Kansas City (1/6/18)
 Sacks - 1 at Kansas City (1/6/18)
 Quarterback Pressures - 4 at Kansas City (1/6/18)
 Tackle For Loss - 1 at Kansas City (1/6/18)



28 KHALFANI MUHAMMAD

RUNNING BACK • 5'7" • 174 LBS • COLLEGE: CALIFORNIA

ACQUIRED: 7TH ROUND - 2017 • NFL EXPERIENCE (NFL/TITANS): ROOKIE

HOMETOWN: INGLEWOOD, CALIF.

GAMES PLAYED/GAMES STARTED: 0/0 (PLAYOFFS: 0/0)



PRO: The Titans selected running back Khalfani Muhammad in the seventh round of the 2017 NFL Draft. The University of California product is an explosive playmaker that excels as a ball carrier between the tackles on offense and as a shifty returner on special teams. Muhammad also made an impact on special teams coverage units during his final two collegiate campaigns.

CAREER HIGHLIGHTS:

- Muhammad finished his career second in Cal history with 87 kick returns and 1,931 kick return yards. His 4,575 all-purpose yards are third in school annals as he averaged 101.7 all-purpose yards per game.

TITANS TIDBITS:

- Muhammad was a member of the California track & field team during his freshman, sophomore and junior seasons. The following are his career best collegiate times in the 100 meters (10.35), 200 meters (personal-best 20.80), indoor 60 meters (6.78), indoor 200 meters (21.44) and with the 4x100 meter relay team (40.40) and 4x400 meter indoor relay team (3:18.59).
- Muhammad earned California's Gatorade State Boys Track and Field Athlete of the Year as a senior. He became only the third person ever to win back-to-back individual California boys state titles in the 100 and 200 meters during his junior and senior campaigns.
- Muhammad's father, Malik (who went by Luis Morales at the time), was an Olympic sprinter for Puerto Rico (100 and 200 meters) who participated in the 1984 Olympics in Los Angeles. He was .02 seconds from qualifying for the 100m Final.
- Muhammad is the Puerto Rico junior national record holder in the 100 meters (10.33) and 200 meters (20.73).

CAREER TRANSACTIONS:

- The Inglewood, Calif., native was selected by the Titans in the seventh round (241st overall) the 2017 NFL Draft.

SEASON RECAPS:

2017 (0/0, 0/0): Did not play in one regular season contest. Spent the first 15 weeks of the season on the team's practice squad. Did not play in one postseason game and was inactive for the other postseason contest.

- Against Jacksonville (12/31), dressed but did not play.
- At Kansas City (1/6), did not play.
- At New England (1/13), was inactive.

COLLEGE:

• Muhammad played in 45 games with 13 starts during his four seasons at California (2013-16) and ranks second on the school's all-time list in kick returns (87) and kick return yards (1931) while his 4,575 career all-purpose yards are third (one more than fourth-place Marshawn Lynch's 4,574 yards). He also rushed for 2,073 career yards on 359 carries while racking up 14 total touchdowns.

AS A SENIOR (2016), was an honorable mention All-Pac 12 selection. Played in 11 games with six starts and rushed for 827 yards on 152 carries, both team and career bests, with two touchdowns on the ground. Totaled a team-high 1,543 all-purpose yards to rank second in the Pac 12. Added 17 receptions for 132 receiving yards and 24 kick returns for 584 yards. Led the team in rushing six times and registered three contests of over 200 all-purpose yards. Contributed five special teams tackles all in the first three games.

- At Oregon State (10/8), posted a career-high 165 yards and one touchdown on 21 carries.
- Against Oregon (10/21), rushed for 148 yards on 23 carries, while adding three receptions for 19 yards and two kick returns for 51 yards for a season-high 218 all-purpose yards.
- Against UCLA (11/26), carried the ball a career-high 29 times for 116 yards, while adding another 48 yards on six receptions.

AS A JUNIOR (2015), played in 12 games and led all running backs with five starts. Rushed for a team-high 586 yards on 87 carries with a career-high 6.7 yards per rush and one touchdown. Was one of three Cal running backs to rush for over 500 yards as the Golden Bears became the first college football team in recorded history that had six receivers with 40 or more catches and three rushers with 500 or more yards. Added career highs of 189 receiving yards and two touchdown receptions on a career-high-tying 17 catches. Contributed the first nine tackles of his career on special teams.

- Against Grambling State (9/5), led the team with 92 rushing yards on eight carries.
- At Texas (9/19), registered a season-high 164-yard rushing game that included a career-long 74-yard touchdown run.
- At UCLA (10/22), collected a career-high-tying six receptions for 46 yards and one touchdown on an 18-yard reception in the fourth quarter.
- Against Arizona State (11/28), posted three receptions for a season-high 67 receiving yards and one touchdown on a season-long, 58-yard fourth quarter reception.

AS A SOPHOMORE (2014), played in 11 games with one start and finished second on the team in rushing yards (215) and rushing touchdowns (4). Ranked third in carries (46), with his four scores on the ground equaling a single-season career best. Also registered 14 kick returns for 289 yards and seven receptions for 63 receiving yards to total 567 all-purpose yards.

- At Northwestern (8/30), scored a rushing touchdown among his eight rushes for 23 yards.
- Against Colorado (9/27), registered a season-high 202 all-purpose yards, bringing back five kick returns for a season-high 132 yards, including a season-long kick return of 37 yards, while adding eight rushes for 31 yards and one touchdown as well a season-high-tying two receptions for a season-high 39 yards, including a season-long 41-yard reception.
- At Arizona (9/20), notched a season-high 95 rushing yards and a career-best two rushing scores both in the fourth quarter.

AS A FRESHMAN (2013), played in 11 games including his first career start at Colorado. Led the team with 445 rushing yards and a career-high-tying four rushing touchdowns, while his 6.0 yards per rush was the best among regulars and his 74 carries ranked second on the club. Led the squad with a career-high 1,638 all-purpose yards, including school records and team highs of 46 kick returns and 1,006 kick return yards, as well as 14 receptions for 187 yards receiving and one touchdown to his rushing totals. Had a team-high four plays of 50-plus yards.

- Against Portland State (9/7), tallied 68 rushing yards and one touchdown on 13 carries. Added four receptions for a career-high 85 receiving yards, including a career-long 62-yard reception. Earned College Football Performance Awards Honorable Mention Performer of the Week honors.
- At UCLA (10/12), recorded a career-high 224 all-purpose yards (63 rushing, 3 receiving, season-high 158 kick return).
- At Washington (10/26), collected a season-high 90 yards and one touchdown on four carries that featured a season-long 73-yard scoring jaunt that was Cal's longest of the campaign.

- At Colorado (11/16), made his first career start and posted 78 rushing yards and one touchdown, including a 55-yard scoring run that was the team's second-longest of the year.
- Majored in public health at California.

PERSONAL:

- Attended Notre Dame (Sherman Oaks, Calif.) High School and finished his prep football career with 3,397 rushing yards and 44 touchdowns on 559 carries, while adding 48 receptions for 704 receiving yards and four scoring catches. Notched 14 career 100-yard rushing games.
- Played in the Semper Fidelis All-American Bowl following a 2012 senior season in which he earned numerous other honors including All-American (PrepStar), first team Division I All-State and first team All-Area (Los Angeles Daily News, Los Angeles Times).
- As a senior (2012), led the Serra League in rushing yards (1,420), rushing touchdowns (18) and scoring (120 points). Picked up his rushing totals during his senior season on 215 carries, while he added 18 receptions for 307 yards receiving and two touchdown grabs.
- Posted a career-high 247 rushing yards with a single-game, career-high-tying four touchdowns on the ground against Bishop Amat.
- As a junior (2011), carried the ball 183 times for 1,126 yards and 13 touchdowns, ranking second in the Serra League in rushing yards while adding nine receptions for 118 yards receiving and one touchdown.
- As a sophomore (2010), carried the ball 161 times for 851 yards and 13 touchdowns, while adding 21 receptions for 279 yards receiving and one score.
- In addition to his All-American football exploits made a name for himself with his speed that included becoming only the third person ever to win back-to-back individual California boys state titles in the 100 and 200 meters during his 2012 junior and 2013 senior track and field campaigns.
- Recorded a personal best of a wind-aided 10.22 in the 100 meters which is the second-fastest time in California prep history, while his top legal time as a prep was a 10.33 to capture the 2012 state title and rank No. 4 nationally as a senior.

- His prep personal best in the 200 meters was 20.73, which ranked No. 3 nationally as a senior.
- Swept all 13 of his 100-meter races as a senior, while winning 12 of 13 times in the 200 meters and finishing second on the other occasion.
- Also won the 4x400 meter relay and was the anchor for the winning 4x100 meter relay while his team captured the state title.
- Finished second at the state meet in both the 100 and 200 meters as a sophomore.
- His first name is pronounced CAL-fawn-ee.
- Follow Muhammad on Twitter and Snapchat at @khalfanim.
- Follow Muhammad on Instagram at @khalfani_muhammad.
- List of favorites: (movie) "Avatar"; (TV show) "Spartacus"; (musician) Gucci Mane; (place to get away) anywhere playing video games; (food) lasagna and bean pie; (athletes as a child) his father Malik and (gully pleasure) anything sour.
- Born Khalfani Amir Muhammad on Sept. 26, 1994 in Inglewood, Calif.

KHALFANI MUHAMMAD'S COLLEGE STATISTICS

| Year | Team | GP | GS | Att | RUSHING | | | | TD | RECEIVING | | | | |
|-----------------------|------------|-----------|-----------|------------|--------------|------------|------------|--|-----------|-----------|------------|-------------|-----------|----------|
| | | | | | Yds | Avg | Lg | | | No | Yds | Avg | Lg | TD |
| 2013 | California | 11 | 1 | 74 | 445 | 6.0 | 73t | | 4 | 14 | 187 | 13.4 | 62 | 1 |
| 2014 | California | 11 | 1 | 46 | 215 | 4.7 | 50 | | 4 | 7 | 63 | 9.0 | 41 | 0 |
| 2015 | California | 12 | 5 | 87 | 586 | 6.7 | 74t | | 1 | 17 | 189 | 11.1 | 58t | 2 |
| 2016 | California | 11 | 6 | 152 | 827 | 5.4 | 50 | | 2 | 17 | 132 | 7.8 | 29 | 0 |
| College Totals | | 45 | 13 | 359 | 2,073 | 5.8 | 74t | | 11 | 55 | 571 | 10.4 | 62 | 3 |

KICKOFF RETURNS

| Year | Team | No | Yds | Avg | Lg | TD |
|-----------------------|------------|-----------|--------------|-------------|-----------|----------|
| 2013 | California | 46 | 1,006 | 21.9 | 52 | 0 |
| 2014 | California | 14 | 289 | 20.6 | 37 | 0 |
| 2015 | California | 3 | 52 | 17.3 | 21 | 0 |
| 2016 | California | 24 | 584 | 24.3 | 50 | 0 |
| College Totals | | 87 | 1,931 | 22.2 | 52 | 0 |

Single-Game Highs

Rushing Attempts - 29 vs. UCLA (11/26/16)
 Rushing Yards - 165 at Oregon State (10/8/16)
 Long Rush - 74t at Texas (9/19/15)
 Rushing Touchdowns - 2 at Arizona (9/20/14)
 Receptions - 6 (Twice, last vs. UCLA 11/26/16)
 Receiving Yards - 85 vs. Portland State (9/7/13)
 Long Reception - 62 vs. Portland State (9/7/13)
 Receiving Touchdowns - 1 (Twice, last at UCLA 10/22/15)

Kickoff Returns - 9 at Stanford (11/23/13)
 Kickoff Return Yards - 167 vs. Texas (9/17/16)
 Kickoff Return Long - 52 vs. Oregon State (10/19/13)
 All-Purpose Yards - 224 at UCLA (10/12/13)

Additional Statistics

Special Teams Tackles - 5 (2016), 9 (2015)

KHALFANI MUHAMMAD'S NFL STATISTICS

REGULAR SEASON

| REGULAR SEASON | | | | RUSHING | | | | | RECEIVING | | | | |
|----------------|-----------|----|----|---------|-----|-----|----|----|-----------|-----|-----|----|----|
| Year | Team | GP | GS | No | Yds | Avg | Lg | TD | Att | Yds | Avg | Lg | TD |
| 2017 | Tennessee | 0 | 0 | 0 | 0 | - | 0 | 0 | 0 | 0 | - | 0 | 0 |
| NFL Totals | | 0 | 0 | 0 | 0 | - | 0 | 0 | 0 | 0 | - | 0 | 0 |

Single-Game Highs

Rushes -
Rushing Yards -
Long Rush -

Additional Statistics

Special Teams Tackles -



29 DeMARCO MURRAY

RUNNING BACK • 6'1" • 220 LBS • COLLEGE: OKLAHOMA

ACQUIRED: TRADE (PHI) - 2016 • NFL EXPERIENCE (NFL/TITANS): 7/2

HOMETOWN: LAS VEGAS, NEV.

GAMES PLAYED/GAMES STARTED: 99/86 (PLAYOFFS: 2/2)



Pro Bowl: 2013, 2014, 2016

PRO: Early in the 2016 offseason, the Titans acquired running back DeMarco Murray in a trade with the Philadelphia Eagles. The 6-foot-1-inch, 220-pounder brings stability and veteran leadership to the Titans' running back corps. A three-time Pro Bowler, Murray is known for his physical, downhill running style, but he is also a skilled pass catcher out of the backfield. He started all 16 games at running back in his first season with the Titans, and led the AFC and ranked third in the NFL with 1,287 rushing yards. The University of Oklahoma product enjoyed a stellar 2014, capturing the NFL's rushing title and earning NFL Offensive Player of the Year honors. A former third-round draft choice of Dallas in 2011, Murray spent his first four seasons with the Cowboys before joining the Philadelphia Eagles for the 2015 campaign.

CAREER HIGHLIGHTS:

- In 2016, Murray was named to his third career Pro Bowl after ranking third in the NFL with 1,287 rushing yards and finishing fourth in the NFL with 1,664 yards from scrimmage.
- Murray earned the 2014 NFL rushing title after leading the league and setting Cowboys franchise records in rushing yards (1,845) and scrimmage yards (2,261). His 1,845 yards were 484 more than the next closest rusher (Pittsburgh running back Le'Veon Bell).
- Murray set an NFL record by rushing for 100-plus yards in each of the Cowboys first eight games in 2014, breaking Hall of Famer Jim Brown's previous record of six-consecutive games to start a season set in 1958.
- In 2014, Murray became the fastest player in Dallas history and fifth-fastest player in league annals to reach the 1,000-yard mark, doing so in just eight games.
- Murray garnered Pro Bowl honors in 2013 after completing his first-career 1,000-yard campaign, totaling 1,121 yards and nine touchdowns.
- As a rookie in 2011, Murray rushed for a Dallas Cowboys franchise record 253 yards against St. Louis (10/23/11), the ninth-highest single-game total in NFL history and the second-most by a rookie back.

TITANS TIDBITS:

- He started the DeMarco Murray Foundation with the mission to provide families with seriously and chronically ill children with daily encouragement and life changing experiences. More information is available at DeMarcoMurray.com.
- Murray hosted his first youth football camp in Middle Tennessee in June 2016, welcoming 150 players to the two-day event at D1 Sports Training in Franklin. He hosted the same camp this past offseason.
- Murray led his high school basketball team to a 2005 state title. He was considered a top-30 basketball recruit in the state as well.

CAREER TRANSACTIONS:

- The Las Vegas, Nev., native was originally selected by the Dallas Cowboys in the third round (71st overall) the 2011 NFL Draft.
- Signed by the Philadelphia Eagles as an unrestricted free agent on March 12, 2015.
- Traded from the Philadelphia Eagles along with their 2016 fourth-round selection to the Titans for their 2016 fourth-round selection.

SEASON RECAPS:

2017 (15/15, 0/0 - Tennessee): Started the first 15 games at running back and ranked second on the team with 659 rushing yards on 184 carries. Led the team with six rushing touchdowns. Hauled in 39 receptions for 266 yards with a receiving touchdown. Was inactive for the regular season finale and both postseason contests. Led the team in rushing yards seven

times in 2017 (vs. OAK, vs. SEA, at MIA, at CLE, at ARZ, at SF, vs. LAR). Has rushed for 100 or more yards 27 times (including the playoffs) in his career, including six times with the Titans and once in 2017 (vs. SEA). Matched his career high with three total touchdowns against Cincinnati (11/12/17).

- Against Oakland (9/10), started at running back and carried the ball 12 times for a team-best 44 rushing yards. Hauled in two receptions for 16 yards out of the backfield. Set up the Titans' second field goal with a 21-yard run up the middle in the third quarter.
- At Jacksonville (9/17), started at running back and carried the ball nine times for 25 yards while registering one catch for three yards.
- Against Seattle (9/24), started at running back and led the team with 115 rushing yards on 14 carries with a touchdown. Caught one pass for five yards. Gave the Titans a 30-14 advantage with a 75-yard touchdown jaunt off left end late in the third quarter. The 75-yard touchdown run tied for his second-longest career rush.
- At Houston (10/1), started at running back and rushed seven times for 31 yards. Caught two passes for four yards.
- At Miami (10/8), started at running back and led the team with 58 rushing yards on 14 carries. Caught four passes for 11 yards out of the backfield.
- Against Indianapolis (10/16), started at running back and posted 40 rushing yards on 12 carries with a touchdown. Snared four receptions for 47 yards out of the backfield. Extended the Titans' second scoring drive with an 18-yard catch on third-and-seven in the first quarter. Kept the Titans' second quarter field goal drive alive with an 11-yard reception on third-and-two in the second stanza. Gave the Titans a 22-19 lead with a three-yard touchdown jaunt up the middle in the fourth quarter.
- At Cleveland (10/22), started at running back and led the team with 59 rushing yards on 18 carries. Hauled in three receptions for 17 yards. On his second reception of the game, hit the 2,000-yard career receiving mark.
- Against Baltimore (11/5), started at running back and rushed nine times for 19 yards and caught two passes for 22 yards.
- Against Cincinnati (11/12), started at running back and carried the ball 14 times for 42 yards with two rushing touchdowns. Caught four passes for 30 yards with the game-winning receiving score. Murray's three total touchdowns matched his career high. Gave the Titans an early 7-0 lead with a two-yard touchdown run off right guard with 7:56 left to play in the opening quarter. Increased the Titans lead to 14-6 with a one-yard touchdown plunge in the second quarter. Kept the Titans' scoring drive just before the half alive with a three-yard run on third-and-one. Gave the Titans a 24-20 advantage with the game-winning scoring reception from seven yards out which included a dive to the goalline with 36 seconds remaining in the game.
- At Pittsburgh (11/16), started at running back and rushed eight times for 10 yards. Hauled in five receptions for 37 yards out of the backfield.
- At Indianapolis (11/26), started at running back and rushed the ball 12 times for nine yards. Caught three passes for 33 yards. Gave the Titans a 20-16 lead with a one-yard touchdown plunge with 5:59 left to play in the fourth quarter.
- Against Houston (12/3), started at running back and rushed 11 times for 66 yards. Caught two passes for 13 yards. Kept the Titans' first scoring drive alive with a pair of third-down conversions: a four-yard run on third-and-two and a 13-yard catch on third-and-seven in the first stanza. In the second quarter, reached the 7,000-yard rushing plateau for his career.
- At Arizona (12/10), started at running back as the team opened in a two-back set and led the team with 34 rushing yards on 11 carries. Caught two passes for 13 yards out of the backfield.
- At San Francisco (12/17), started at running back and led the team with 59 rushing yards on 18 carries. Caught one pass for four yards out of the

backfield.

- Against Los Angeles Rams (12/24), started at running back and led the team with 48 rushing yards on 15 carries with a touchdown. Collected three receptions for 11 yards. Left the game late in the fourth quarter with an injury. Evened the score at 20-20 with a six-yard touchdown run off right tackle with 4:23 remaining in the third quarter.
- Against Jacksonville (12/31), was inactive.
- At Kansas City (1/6), was inactive.
- At New England (1/13), was inactive.

2016 (16/16 - Tennessee): Named to the Pro Bowl. Started all 16 games at running back in his first season with the Titans and led the AFC and ranked third in the NFL with 1,287 rushing yards. Ranked second in the AFC and fourth in the NFL with 1,664 yards from scrimmage. Led the team, tied for third in the AFC and tied for ninth in the NFL with 12 total touchdowns. Ranked second in the AFC and fourth in the NFL with 84 first downs. Ranked third on the team with 53 receptions. Led the team in rushing yards 14 times in 2016 (vs. MIN, at DET, vs. OAK, at HOU, at MIA, vs. CLE, vs. IND, vs. JAX, at SD, vs. GB, at IND, vs. DEN, at KC, at JAX). Led or tied for the team lead in receptions five times in 2016 (at DET, vs. OAK, at MIA, at SD, at CHI). Recorded a career-best two receiving touchdowns against Minnesota (9/11/16).

- Against Minnesota (9/11), made his Titans debut as the starter at running back and led the team with 42 rushing yards on 13 carries. Hauled in five receptions for 35 yards and a career-high two receiving touchdowns. Extended the Titans' lead to 10-0 by hauling in a pass and flipping into the end zone for a six-yard touchdown with 41 seconds remaining in the first half. Concluded the Titans scoring with a four-yard touchdown catch with less than a minute remaining in the fourth quarter.
- At Detroit (9/18), started at running back and led the team with 89 rushing yards on 12 carries. Led the team with seven receptions for 56 yards. Murray's 145 scrimmage yards were the most by a Titans running back since Chris Johnson totaled 170 scrimmage yards (150 rushing, 20 receiving) at St. Louis on Nov. 3, 2013. Flipped field position with a 67-yard run up the middle to the Lions' 26-yard line in the second quarter.
- Against Oakland (9/25), started at running back and led the team with 114 rushing yards on 16 carries with a touchdown. Led the team with five catches for 41 yards. It was his 22nd career 100-yard rushing game and first with the Titans. Kickstarted the Titans' touchdown drive with a 36-yard jaunt off left end in the third quarter. Cut the Raiders' lead to 17-10 with a five-yard touchdown run with 5:51 left to play in the third quarter.
- At Houston (10/2), started at running back and led the team with 95 rushing yards on 25 carries with two touchdowns. Grabbed two passes for 24 yards. Cut the Texans' lead to 17-10 with a two-yard touchdown plunge with 11:21 remaining in the second quarter. Evened the score at 17-17 with a one-yard touchdown run on third-and-one with 2:28 left to play in the first half.
- At Miami (10/9), started at running back and carried the ball 27 times for a team-best 121 rushing yards. Tied for the team lead with five catches for 16 yards.
- Against Cleveland (10/16), started at running back and carried the ball 21 times for a team-best 65 rushing yards with a touchdown. Extended the Titans' lead to 21-13 with a three-yard touchdown plunge with 9:33 left to play in the third quarter.
- Against Indianapolis (10/23), started at running back and led the team with 107 rushing yards on 25 carries with a touchdown. Hauled in three catches for 20 yards. Cut the Colts lead to 17-13 with a one-yard touchdown plunge with 34 seconds remaining in the first half.
- Against Jacksonville (10/27), started at running back and led the team with 123 rushing yards on 21 carries with a touchdown. Hauled in one reception for five yards. Gave the Titans a 24-0 lead by reversing field and scoring on a 14-yard run off left end with 7:09 left to play in the first half.
- At San Diego (11/6), started at running back and carried the ball 14 times for 51 yards with a touchdown. Led the team with seven receptions for 29 yards. Capped the Titans' scoring with an extra-effort, one-yard touchdown plunge with less than three minutes left to play in the game.
- Against Green Bay (11/13), started at running back and led the team with 123 rushing yards on 17 carries, including a 75-yard score. Collected his first career touchdown pass and hauled in two receptions for 33 yards. Gave the Titans an early 7-0 lead with a 75-yard touchdown jaunt off left tackle on the Titans' first play from scrimmage. With his 75-yard touchdown run tied Earl Campbell's franchise record, set in 1979, of five consecutive games with a rushing touchdown. Gave the Titans a 14-0 lead by registering his first career pass, a 10-yard touchdown toss to Delanie Walker with 6:58 remaining in the first quarter. Scored a touchdown on a

75-yard run and added his first career touchdown pass, becoming the first Titans non-quarterback since Earl Campbell in 1980 (Sept. 7 at Pittsburgh) to rush for a touchdown and pass for a touchdown in the same game.

- At Indianapolis (11/20), started at running back and led the team with 70 rushing yards on 21 carries. Pulled in three receptions for nine yards with a touchdown. Reached the 1,000-yard rushing mark for the third time in his six-year career and for the first time as a member of the Titans. Cut the Colts' lead to 21-7 with a leaping, three-yard touchdown reception on third-and-goal with 20 seconds remaining in the first half. Became the second player in franchise history to record at least one touchdown in six consecutive games, joining Bill Groman, who had eight straight games with a touchdown in 1961.
- Against Denver (12/11), started at running back and led the team with 92 rushing yards on 21 carries with a touchdown. Gave the Titans an early 7-0 lead with a one-yard touchdown plunge on a third-and-goal rush off left tackle.
- At Kansas City (12/18), started at running back and led the team with 89 rushing yards on 18 carries. Hauled in five receptions for 52 yards out of the backfield.

2015 (15/8 - Philadelphia): Played in 15 games with eight starts for the Eagles. Amassed a team-best 702 rushing yards on 193 carries with six touchdowns. Collected 44 receptions for 322 yards with a touchdown.

- At Atlanta (9/14), scored two touchdowns (one rushing, one receiving) in his Eagles debut.
- Against New Orleans (10/11), led the team with 83 rushing yards and seven receptions, while amassing 120 yards of total offense. Also scored on a four-yard run.
- Against N.Y. Giants (10/19), posted 112 yards rushing on 21 carries and collected a 12-yard touchdown run.
- At Dallas (11/8), registered 161 total yards of offense (83 rushing, 78 receiving), including a one-yard touchdown run and a career-long 44-yard catch.

2014 (16/16, 2/2 - Dallas): Garnered 2014 NFL Offensive Player of the Year, first-team AP All-Pro and Pro Bowl honors after leading the league with 1,845 rushing yards and 2,261 scrimmage yards. Became the first Cowboys running back to lead the league in rushing since Emmitt Smith in 1995. His 12 games of 100-plus yards was tied for the second-highest total in NFL history. Earned NFC Offensive Player of the Month honors in both September and October, becoming just the third running back (Smith in 1992 and Barry Sanders in 1997) to accomplish the feat in consecutive months. Was named the FedEx Ground Player of the Week five times, the highest total in the NFL in 2014. Tied for the league lead with 13 rushing scores and added 57 catches for 416 yards (7.3 avg.) out of the backfield.

- Against San Francisco (9/7), rushed for his eighth-career 100-yard game (118) on 22 carries with a touchdown. Also became the first player to hit 100 yards against the 49ers in San Francisco's previous 17 games.
- At Tennessee (9/14), notched 115 first-half rushing yards, the most in the first half in his career and the fourth-most by a Cowboy in a half since 1991, while finishing the contest with 167 yards a touchdown.
- Against New Orleans (9/28), became only the fourth running back in NFL history to open the season with at least 100 yards rushing and a touchdown in each of the first four games of a season after rushing for 149 yards and two touchdowns. Also became the 12th player in team history with 20 career rushing touchdowns.
- At Seattle (10/12), joined Jim Brown (1958) as the only players in NFL history to rush for 100 yards in each of the first six games of a season with 115 yards and a touchdown on 29 carries.
- Against N.Y. Giants (10/19), rushed for 128 yards and a touchdown, becoming the first player in league history to break the 100-yard mark in each of the first seven games of a season.
- Against Washington (10/27), became the first player in NFL history with eight straight 100-yard outings to open a season after tallying 141 yards on 19 carries. Also became the fastest Cowboy to reach 1,000 yards in a season and tied for the fifth-fastest in NFL history. Additionally, set a career high with 80 receiving yards, including a then-career-long reception of 34 yards, and his second-best scrimmage-yard total (221).
- At N.Y. Giants (11/23), notched his 10th 100-yard rushing game of the season, totaling 121 yards on 24 carries while becoming the seventh Cowboy in team history to reach 4,000 career rushing yards.
- At Chicago (12/4), rushed a career-high 32 times for a season-high 179 yards and one touchdown. Also led the team with a career-high nine receptions and his 41 touches rank second in Cowboys single-game history.

- At Washington (12/28), eclipsed the 100-yard mark for the 12th time in 2014, rushing for 100 yards and a touchdown. The touchdown marked his 13th rushing score of the year, which tied for fifth in team history and also tied for the NFL lead (Seattle RB Marshawn Lynch).
- In the Divisional Playoff round at Green Bay (1/11), rushed for 123 yards and a touchdown on 25 carries. His 123 yards ranked ninth in Cowboys single-game playoff history and he became the first Cowboy since Smith in 1995-96 to rush for a touchdown in consecutive playoff games.

2013 (14/14 - Dallas): Was named to the Pro Bowl for the first time in his career, finishing the season with 1,121 yards and nine touchdowns on 217 carries (5.2 avg.), while adding 53 catches for 350 yards and a touchdown.

- Against St. Louis (9/22), rushed for 175 yards and a touchdown in a win.
- At New Orleans (11/10), tallied 89 yards and a touchdown on 16 carries.
- Against Oakland (11/28), recorded his first-career multi-touchdown game in a Thanksgiving Day win, becoming the first Cowboy since Julius Jones in 2004 to record three rushing touchdowns in a game.
- At Chicago (12/9), registered his second 100-yard contest of the season, leading the team with 146 yards rushing.
- At Green Bay (12/15), scored one touchdown and rushed for 134 yards on 18 carries for his second-consecutive 100-yard game.
- At Washington (12/22), corralled the first receiving touchdown of his career - a game-winner. Also added 96 yards and a touchdown on the ground.

2012 (10/10 - Dallas): Led the Cowboys in all rushing categories with 663 yards and four touchdowns on 161 carries over 10 games.

- At N.Y. Giants (9/5), opened the season with a game-high 131 rushing yards on 20 carries.
- Against Philadelphia (12/2), carried 23 times for 83 yards and a touchdown in his first game back following a foot injury.
- Recorded a touchdown in three-consecutive games: against Philadelphia (12/2), at Cincinnati (12/9) and against Pittsburgh (12/16).

2011 (13/7 - Dallas): Appeared in 13 games with seven starts as a rookie, and lead the team with 897 rushing yards and 164 carries. His 5.5 yards-per-carry average was tops among NFL running backs with at least 150 carries.

- Earned PWFA All-Rookie Team honors and was also named the NFL's Offensive Rookie of the Month in November.
- Rushed for 139 yards against Seattle (11/6) and 135 yards and a touchdown against Buffalo (11/13), capping a four-game span in which he rushed for 601 yards - the most ever by a Cowboy over a four-game stretch and tied for fifth all-time among NFL rookies over the period.
- Against St. Louis (10/23), established a single-game Cowboys rushing record with his 253-yard performance. Scored his first-career touchdown on a 91-yard run, the longest first-career touchdown run since the league merger in 1970.

COLLEGE:

- Finished his Oklahoma career as the school's career all-purpose yardage leader (6,718) and also owns the Sooners record for career touchdowns (65) and career receiving yards by a running back (1,571).
- Was just the second player in Oklahoma history to surpass 1,000 yards in three categories with 3,685 rushing yards, 1,571 receiving yards and 1,462 kick return yards.
- Ranks sixth in school history with 3,685 total rushing yards over his four-year career.
- As a senior (2010), was a consensus first-team All-Big 12 selection and Sports Illustrated honorable mention All-America honoree. Started all 14 games and tallied 1,214 yards and 15 touchdowns, while adding 71 catches for 594 yards and five touchdowns
- His 2,057 all-purpose yards as a senior rank fourth in school history and he became the first player to record two 2,000-yard seasons during his Oklahoma career.
- As a junior (2009), was named second-team All-Big 12 by the league's coaches and earned honorable mention all-conference honors from the AP after finishing second on the team in both rushing (705 yards and eight touchdowns) and receiving (41 catches for 522 yards and four touchdowns).
- As a sophomore (2008), set the Oklahoma record for single-season all-purpose yards with 2,171 total yards, helping pace an offense that led the Sooners to the BCS National Title Game.
- Earned first-team All-Big 12 honors from the conference's coaches and

second-team honors from the AP in 2008, leading the team in rushing (1,002 yards) as well as kick returns with 774 yards, the second-highest total in school history.

- As a redshirt freshman (2007), garnered Freshman All-America honors from Rivals.com and was an honorable mention All-Big 12 selection after tying the Oklahoma freshman record of 15 touchdowns previously held solely by Adrian Peterson.
- Set an Sooners record with five touchdowns in his debut game vs. North Texas (9/1/07).
- Redshirted in 2006.
- Was a four-time Academic All-Big 12 honoree during his career.
- Graduated from Oklahoma with a degree in communications and a double minor in business and African American studies.

PERSONAL:

- DeMarco and his wife, Heidi, have a daughter, Savanna June Murray, and a son, Parker Ray Murray.
- Attended Bishop Gorman (Las Vegas, Nev.) High School. Earned all-state honors and was named the 2005 Sunset Region Offensive Player of the Year as a senior after rushing for 1,947 yards with 27 touchdowns and catching 22 passes for 724 yards with seven touchdowns.
- Was an all-conference selection in each of his final three prep years.
- Also recorded 64 tackles, three sacks and two interceptions while playing defensive back at Bishop Gorman.
- Helped lead Bishop Gorman to a 2005 Nevada state title.
- Follow Murray on Twitter and Instagram at @DeMarcoMurray.
- Born DeMarco Murray on Feb. 12, 1988 in Las Vegas, Nev.

DeMARCO MURRAY'S GAME-BY-GAME

2011 Dallas Cowboys

| RUSHING | | | | | | | | | | RECEIVING | | | | |
|---------------|-------|---|-------------|------------|------------|------------|------------|----------|-----------|------------|------------|-----------|----------|--|
| Date | Opp | W/L | P/S | Att | Yds | Avg | Lg | TD | No | Yds | Avg | Lg | TD | |
| Sept 11 | @ NYJ | L | p | 2 | 0 | 0.0 | 0 | 0 | 1 | 13 | 13.0 | 13 | 0 | |
| Sept 18 | @ SF | W | p | 6 | 21 | 3.5 | 8 | 0 | 1 | 4 | 4.0 | 4 | 0 | |
| Sept 26 | Was | W | p | 2 | 6 | 3.0 | 6 | 0 | 0 | 0 | - | - | 0 | |
| Oct 2 | Det | L | p | 4 | 12 | 3.0 | 7 | 0 | 1 | -1 | -1.0 | -1 | 0 | |
| Oct 16 | @ NE | L | p | 11 | 34 | 3.1 | 8 | 0 | 1 | 7 | 7.0 | 7 | 0 | |
| Oct 23 | StL | W | p | 25 | 253 | 10.1 | 91t | 1 | 0 | 0 | - | - | 0 | |
| Oct 30 | @ Phi | L | S | 8 | 74 | 9.3 | 26 | 0 | 1 | -2 | -2.0 | -2 | 0 | |
| Nov 6 | Sea | W | S | 22 | 139 | 6.3 | 32 | 0 | 4 | 47 | 11.8 | 17 | 0 | |
| Nov 13 | Buf | W | S | 20 | 135 | 6.8 | 25 | 1 | 6 | 36 | 6.0 | 17 | 0 | |
| Nov 20 | @ Was | W | S | 25 | 73 | 2.9 | 8 | 0 | 6 | 32 | 5.3 | 14 | 0 | |
| Nov 24 | Mia | W | S | 22 | 87 | 4.0 | 18 | 0 | 4 | 41 | 10.3 | 18 | 0 | |
| Dec 4 | @ Ari | L | S | 12 | 38 | 3.2 | 7 | 0 | 0 | 0 | - | - | 0 | |
| Dec 11 | @ NYG | L | S | 5 | 25 | 5.0 | 9 | 0 | 1 | 6 | 6.0 | 6 | 0 | |
| Dec 17 | @ TB | Placed on injured reserve on Dec 13, 2011 | | | | | | | | | | | | |
| Totals | | 7-6 | 13/7 | 164 | 897 | 5.5 | 91t | 2 | 26 | 183 | 7.0 | 18 | 0 | |

2012 Dallas Cowboys

| RUSHING | | | | | | | | | | RECEIVING | | | | |
|---------------|-------|------------|--------------|------------|------------|------------|-----------|----------|-----------|------------|------------|-----------|----------|--|
| Date | Opp | W/L | P/S | Att | Yds | Avg | Lg | TD | No | Yds | Avg | Lg | TD | |
| Sept 5 | @ NYG | W | S | 20 | 131 | 6.6 | 48 | 0 | 2 | 9 | 4.5 | 9 | 0 | |
| Sept 16 | @ Sea | L | S | 12 | 44 | 3.7 | 9 | 0 | 4 | 31 | 7.8 | 15 | 0 | |
| Sept 23 | TB | W | S | 18 | 38 | 2.1 | 11t | 1 | 3 | 17 | 5.7 | 14 | 0 | |
| Oct 1 | Chi | L | S | 11 | 24 | 2.2 | 11 | 0 | 7 | 57 | 8.1 | 20 | 0 | |
| Oct 14 | @ Bal | L | S | 14 | 93 | 6.6 | 28 | 0 | 1 | 4 | 4.0 | 4 | 0 | |
| Oct 21 | @ Car | W | IA | | | | | | | | | | | |
| Oct 28 | NYG | L | IA | | | | | | | | | | | |
| Nov 4 | @ Atl | L | IA | | | | | | | | | | | |
| Nov 11 | @ Phi | W | IA | | | | | | | | | | | |
| Nov 18 | Cle | W | IA | | | | | | | | | | | |
| Nov 22 | Was | L | IA | | | | | | | | | | | |
| Dec 2 | Phi | W | S | 23 | 83 | 3.6 | 27 | 1 | 4 | 19 | 4.8 | 11 | 0 | |
| Dec 9 | @ Cin | W | S | 21 | 53 | 2.5 | 7 | 1 | 4 | 22 | 5.5 | 7 | 0 | |
| Dec 16 | Pit | W | S | 14 | 81 | 5.8 | 28 | 1 | 4 | 31 | 7.8 | 13 | 0 | |
| Dec 23 | NO | L | S | 11 | 40 | 3.6 | 9 | 0 | 4 | 51 | 12.8 | 22 | 0 | |
| Dec 30 | @ Was | L | S | 17 | 76 | 4.5 | 21 | 0 | 2 | 10 | 5.0 | 6 | 0 | |
| Totals | | 8-8 | 10/10 | 161 | 663 | 4.1 | 48 | 4 | 35 | 251 | 7.2 | 22 | 0 | |

2013 Dallas Cowboys

| RUSHING | | | | | | | | | | RECEIVING | | | | |
|---------------|-------|------------|--------------|------------|-------------|------------|-----------|----------|-----------|------------|------------|-----------|----------|--|
| Date | Opp | W/L | P/S | Att | Yds | Avg | Lg | TD | No | Yds | Avg | Lg | TD | |
| Sept 8 | NYG | W | S | 20 | 86 | 4.3 | 13 | 0 | 8 | 39 | 4.9 | 11 | 0 | |
| Sept 15 | @ KC | L | S | 12 | 25 | 2.1 | 6 | 0 | 5 | 49 | 9.8 | 17 | 0 | |
| Sept 22 | StL | W | S | 26 | 175 | 6.7 | 41 | 1 | 3 | 28 | 9.3 | 17 | 0 | |
| Sept 29 | @ SD | L | S | 14 | 70 | 5.0 | 14 | 0 | 5 | 22 | 4.4 | 9 | 0 | |
| Oct 6 | Den | L | S | 12 | 43 | 3.6 | 13 | 1 | 1 | 5 | 5.0 | 5 | 0 | |
| Oct 13 | Was | W | S | 7 | 29 | 4.1 | 11 | 1 | 2 | 21 | 10.5 | 16 | 0 | |
| Oct 20 | @ Phi | W | IA | | | | | | | | | | | |
| Oct 27 | @ Det | L | IA | | | | | | | | | | | |
| Nov 3 | Min | W | S | 4 | 31 | 7.8 | 27 | 0 | 6 | 19 | 3.2 | 12 | 0 | |
| Nov 10 | @ NO | L | S | 16 | 89 | 5.6 | 35 | 1 | 1 | 6 | 6.0 | 6 | 0 | |
| Nov 24 | @ NYG | W | S | 14 | 86 | 6.1 | 30 | 0 | 3 | 40 | 13.3 | 22 | 0 | |
| Nov 28 | Oak | W | S | 17 | 63 | 3.7 | 11 | 3 | 5 | 39 | 7.8 | 10 | 0 | |
| Dec 9 | @ Chi | L | S | 18 | 146 | 8.1 | 21 | 0 | 2 | 9 | 4.5 | 6 | 0 | |
| Dec 15 | GB | L | S | 18 | 134 | 7.4 | 41 | 1 | 4 | 19 | 4.8 | 10 | 0 | |
| Dec 22 | @ Was | W | S | 22 | 96 | 4.4 | 43 | 1 | 3 | 15 | 5.0 | 10t | 1 | |
| Dec 29 | Phi | L | S | 17 | 48 | 2.8 | 9 | 0 | 5 | 39 | 7.8 | 18 | 0 | |
| Totals | | 8-8 | 14/14 | 217 | 1121 | 5.2 | 43 | 9 | 53 | 350 | 6.6 | 22 | 1 | |

2014 Dallas Cowboys

| RUSHING | | | | | | | | | | RECEIVING | | | | |
|---------------|-------|-------------|--------------|------------|-------------|------------|-----------|-----------|-----------|------------|------------|-----------|----------|--|
| Date | Opp | W/L | P/S | Att | Yds | Avg | Lg | TD | No | Yds | Avg | Lg | TD | |
| Sept 7 | SF | L | S | 22 | 118 | 5.4 | 15 | 1 | 3 | 25 | 8.3 | 13 | 0 | |
| Sept 14 | @ Ten | W | S | 29 | 167 | 5.8 | 22 | 1 | 1 | 6 | 6.0 | 6 | 0 | |
| Sept 21 | @ StL | W | S | 24 | 100 | 4.2 | 44 | 1 | 4 | 31 | 7.8 | 11 | 0 | |
| Sept 28 | NO | W | S | 24 | 149 | 6.2 | 28t | 2 | 1 | 6 | 6.0 | 6 | 0 | |
| Oct 5 | Hou | W | S | 31 | 136 | 4.4 | 17 | 0 | 6 | 56 | 9.3 | 16 | 0 | |
| Oct 12 | @ Sea | W | S | 28 | 115 | 4.1 | 25 | 1 | 6 | 31 | 5.2 | 14 | 0 | |
| Oct 19 | NYG | W | S | 28 | 128 | 4.6 | 21 | 1 | 1 | 4 | 4.0 | 4 | 0 | |
| Oct 27 | Was | L | S | 19 | 141 | 7.4 | 51 | 0 | 4 | 80 | 20.0 | 34 | 0 | |
| Nov 2 | Ari | L | S | 19 | 79 | 4.2 | 17 | 0 | 4 | 11 | 2.8 | 5 | 0 | |
| Nov 9 | @ Jax | W | S | 19 | 100 | 5.3 | 23 | 0 | 6 | 31 | 5.2 | 17 | 0 | |
| Nov 23 | @ NYG | W | S | 24 | 121 | 5.0 | 18 | 0 | 2 | 22 | 11.0 | 15 | 0 | |
| Nov 27 | Was | L | S | 20 | 73 | 3.7 | 9 | 1 | 6 | 40 | 6.7 | 15 | 0 | |
| Dec 4 | @ Chi | W | S | 32 | 179 | 5.6 | 40 | 1 | 9 | 49 | 5.4 | 11 | 0 | |
| Dec 14 | @ Phi | W | S | 31 | 81 | 2.6 | 21 | 2 | 1 | 3 | 3.0 | 3 | 0 | |
| Dec 21 | Ind | W | S | 22 | 58 | 2.6 | 11 | 1 | 0 | 0 | - | - | 0 | |
| Dec 28 | @ Was | W | S | 20 | 100 | 5.0 | 32 | 1 | 3 | 21 | 7.0 | 10 | 0 | |
| Totals | | 12-4 | 16/16 | 392 | 1845 | 4.7 | 51 | 13 | 57 | 416 | 7.3 | 34 | 0 | |

Playoffs

| | | | | | | | | | | | | | | |
|---------------|------|------------|------------|-----------|------------|------------|-----------|----------|----------|-----------|------------|-----------|----------|--|
| Jan 4 | Det | W | S | 19 | 75 | 3.9 | 18 | 1 | 3 | 22 | 7.3 | 13 | 0 | |
| Jan 11 | @ GB | L | S | 25 | 123 | 4.9 | 30 | 1 | 1 | 5 | 5.0 | 5 | 0 | |
| Totals | | 1-1 | 2/2 | 44 | 198 | 4.5 | 30 | 2 | 4 | 27 | 6.8 | 13 | 0 | |

2015 Philadelphia Eagles

| RUSHING | | | | | | | | | | RECEIVING | | | | |
|---------------|-------|------------|-------------|------------|------------|------------|------------|----------|-----------|------------|------------|-----------|----------|--|
| Date | Opp | W/L | P/S | Att | Yds | Avg | Lg | TD | No | Yds | Avg | Lg | TD | |
| Sept 14 | @ Atl | L | S | 8 | 9 | 1.1 | 8t | 1 | 4 | 11 | 2.8 | 6 | 1 | |
| Sept 20 | Dal | L | S | 13 | 2 | 0.2 | 9 | 0 | 5 | 53 | 10.6 | 22 | 0 | |
| Sept 27 | @ NYJ | W | IA | | | | | | | | | | | |
| Oct 4 | @ Was | L | p | 8 | 36 | 4.5 | 30 | 0 | 2 | 12 | 6.0 | 8 | 0 | |
| Oct 11 | NO | W | S | 20 | 83 | 4.2 | 24 | 1 | 7 | 37 | 5.3 | 13 | 0 | |
| Oct 19 | NYG | W | p | 21 | 112 | 5.3 | 21 | 1 | 3 | 14 | 4.7 | 7 | 0 | |
| Oct 25 | @ Car | L | S | 18 | 65 | 3.6 | 11 | 0 | 2 | 5 | 2.5 | 3 | 0 | |
| Nov 8 | @ Dal | W | S | 18 | 83 | 4.6 | 20 | 1 | 6 | 78 | 13.0 | 44 | 0 | |
| Nov 15 | Mia | L | S | 22 | 61 | 2.8 | 13 | 0 | 6 | 58 | 9.7 | 20 | 0 | |
| Nov 22 | TB | L | S | 13 | 64 | 4.9 | 16 | 0 | 4 | 27 | 6.8 | 11 | 0 | |
| Nov 26 | @ Det | L | S | 14 | 30 | 2.1 | 19 | 0 | 0 | 0 | - | - | 0 | |
| Dec 6 | @ NE | W | p | 8 | 24 | 3.0 | 19 | 0 | 0 | 0 | - | - | 0 | |
| Dec 13 | Buf | W | p | 11 | 34 | 3.1 | 7 | 0 | 2 | 3 | 1.5 | 4 | 0 | |
| Dec 20 | Ari | L | p | 2 | 3 | 1.5 | 2 | 0 | 0 | 0 | - | - | 0 | |
| Dec 26 | Was | L | p | 5 | 27 | 5.4 | 12 | 1 | 3 | 24 | 8.0 | 13 | 0 | |
| Jan 3 | @ NYG | W | p | 12 | 69 | 5.8 | 54t | 1 | 0 | 0 | - | - | 0 | |
| Totals | | 7-9 | 15/8 | 193 | 702 | 3.6 | 54t | 6 | 44 | 322 | 7.3 | 44 | 1 | |

DeMARCO MURRAY'S GAME-BY-GAME

| 2016 Tennessee Titans | | | | | | | | | | 2017 Tennessee Titans | | | | | | | | | |
|-----------------------|-------|------------|--------------|------------|--------------|------------|------------|----------|-----------|-----------------------|------------|-----------|----------|-----------------|-------|------------|--------------|------------|------------|
| RUSHING | | | | | | | | | | RUSHING | | | | | | | | | |
| Date | Opp | W/L | P/S | Att | Yds | Avg | Lg | TD | No | Yds | Avg | Lg | TD | No | Yds | Avg | Lg | TD | No |
| Sept 11 | Min | L | S | 13 | 42 | 3.2 | 12 | 0 | 5 | 35 | 7.0 | 14 | 2 | Sept 10 | Oak | L | S | 12 | 44 |
| Sept 18 | @ Det | W | S | 12 | 89 | 7.4 | 67 | 0 | 7 | 56 | 8.0 | 22 | 0 | Sept 17 | @ Jax | W | S | 9 | 25 |
| Sept 25 | Oak | L | S | 16 | 114 | 7.1 | 36 | 1 | 5 | 41 | 8.2 | 16 | 0 | Sept 24 | Sea | W | S | 14 | 115 |
| Oct 2 | @ Hou | L | S | 25 | 95 | 3.8 | 14 | 2 | 2 | 24 | 12.0 | 14 | 0 | Oct 1 | @ Hou | L | S | 7 | 31 |
| Oct 9 | @ Mia | W | S | 27 | 121 | 4.5 | 14 | 0 | 5 | 16 | 3.2 | 7 | 0 | Oct 8 | @ Mia | L | S | 14 | 58 |
| Oct 16 | Cle | W | S | 21 | 65 | 3.1 | 16 | 1 | 0 | 0 | - | 0 | 0 | Oct 16 | Ind | W | S | 12 | 40 |
| Oct 23 | Ind | L | S | 25 | 107 | 4.3 | 14 | 1 | 3 | 20 | 6.7 | 13 | 0 | Oct 22 | @ Cle | W | S | 18 | 59 |
| Oct 27 | Jax | W | S | 21 | 123 | 5.9 | 22 | 1 | 1 | 5 | 5.0 | 5 | 0 | Nov 5 | Bal | W | S | 9 | 19 |
| Nov 6 | @ SD | L | S | 14 | 51 | 3.6 | 13 | 1 | 7 | 29 | 4.1 | 10 | 0 | Nov 12 | Cin | W | S | 14 | 42 |
| Nov 13 | GB | W | S | 17 | 123 | 7.2 | 75t | 1 | 2 | 33 | 16.5 | 35 | 0 | Nov 16 | @ Pit | L | S | 8 | 10 |
| Nov 20 | @ Ind | L | S | 21 | 70 | 3.3 | 8 | 0 | 3 | 9 | 3.0 | 4 | 1 | Nov 26 | @ Ind | W | S | 12 | 9 |
| Nov 27 | @ Chi | W | S | 17 | 43 | 2.5 | 10 | 0 | 5 | 41 | 8.2 | 16 | 0 | Dec 3 | Hou | W | S | 11 | 66 |
| Dec 11 | Den | W | S | 21 | 92 | 4.4 | 11 | 1 | 0 | 0 | - | 0 | 0 | Dec 10 | @ Ari | L | S | 11 | 34 |
| Dec 18 | @ KC | W | S | 18 | 89 | 4.9 | 12 | 0 | 5 | 52 | 10.4 | 19 | 0 | Dec 17 | @ SF | L | S | 18 | 59 |
| Dec 24 | @ Jax | L | S | 14 | 42 | 3.0 | 11 | 0 | 2 | 18 | 9.0 | 18 | 0 | Dec 24 | LAR | L | S | 15 | 48 |
| Jan 1 | Hou | W | S | 11 | 21 | 1.9 | 7 | 0 | 1 | -2 | -2.0 | -2 | 0 | Dec 31 | Jax | W | IA | | |
| Totals | | 9-7 | 16/16 | 293 | 1,287 | 4.4 | 75t | 9 | 53 | 377 | 7.1 | 35 | 3 | Totals | | 9-7 | 15/15 | 184 | 659 |
| | | | | | | | | | | | | | | Playoffs | | | | | |
| | | | | | | | | | | | | | | Jan 6 | @ KC | W | IA | | |
| | | | | | | | | | | | | | | Jan 13 | @ NE | L | IA | | |
| | | | | | | | | | | | | | | Totals | | 1-1 | 0/0 | 0 | 0 |
| | | | | | | | | | | | | | | | | | | 0 | 0 |

DeMARCO MURRAY'S NFL STATISTICS

| REGULAR SEASON | | | | RUSHING | | | | | RECEIVING | | | | |
|-------------------|--------------|-----------|-----------|--------------|--------------|------------|------------|-----------|------------|--------------|------------|-----------|----------|
| Year | Team | GP | GS | No | Yds | Avg | Lg | TD | Att | Yds | Avg | Lg | TD |
| 2011 | Dallas | 13 | 7 | 164 | 897 | 5.5 | 91t | 2 | 26 | 183 | 7.0 | 18 | 0 |
| 2012 | Dallas | 10 | 10 | 161 | 663 | 4.1 | 48 | 4 | 35 | 251 | 7.2 | 22 | 0 |
| 2013 | Dallas | 14 | 14 | 217 | 1,121 | 5.2 | 43 | 9 | 53 | 350 | 6.6 | 22 | 1 |
| 2014 | Dallas | 16 | 16 | 392 | 1,845 | 4.7 | 51 | 13 | 57 | 416 | 7.3 | 34 | 0 |
| 2015 | Philadelphia | 15 | 8 | 193 | 702 | 3.6 | 54t | 6 | 44 | 322 | 7.3 | 44 | 1 |
| 2016 | Tennessee | 16 | 16 | 293 | 1,287 | 4.4 | 75t | 9 | 53 | 377 | 7.1 | 35 | 3 |
| 2017 | Tennessee | 15 | 15 | 184 | 659 | 3.6 | 75t | 6 | 39 | 266 | 6.8 | 18 | 1 |
| NFL Totals | | 99 | 86 | 1,604 | 7,174 | 4.5 | 91t | 49 | 307 | 2,165 | 7.1 | 44 | 6 |
| PLAYOFFS | | | | RUSHING | | | | | RECEIVING | | | | |
| Year | Team | GP | GS | No | Yds | Avg | Lg | TD | Att | Yds | Avg | Lg | TD |
| 2014 | Dallas | 2 | 2 | 44 | 198 | 4.5 | 30 | 2 | 4 | 27 | 6.8 | 13 | 0 |
| 2017 | Tennessee | 0 | 0 | 0 | 0 | 0.0 | 0 | 0 | 0 | 0 | 0.0 | 0 | 0 |
| NFL Totals | | 2 | 2 | 44 | 198 | 4.5 | 30 | 2 | 4 | 27 | 6.8 | 13 | 0 |

Single-Game Highs


Rushing Attempts - 32 at Chicago (12/4/14)
Rushing Yards - 253 vs. St. Louis (10/23/11)
Long Rush - 91t vs. St. Louis (10/23/11)
Rushing Touchdowns - 3 vs. Oakland (11/28/13)
Receptions - 9 at Chicago (12/4/14)
Receiving Yards - 80 vs. Washington (10/27/14)
Long Reception - 44 at Dallas (11/8/15)
Receiving Touchdown - 2 vs. Minnesota (9/11/16)

Playoff Single-Game Highs

Rushing Attempts - 25 at Green Bay (1/11/15)
Rushing Yards - 123 at Green Bay (1/11/15)
Long Rush - 30 at Green Bay (1/11/15)
Rushing Touchdowns - 1 (Twice, last at Green Bay 1/11/15)
Receptions - 3 vs. Detroit (1/4/15)
Receiving Yards - 22 vs. Detroit (1/4/15)
Long Reception - 13 vs. Detroit (1/4/15)

Additional Statistics

Passing - 10-yard touchdown pass to Delanie Walker (vs. Green Bay, 11/13/16)
Kickoff Returns - 2 for 36 yards, 22 long (2011)
Fumble Recovery - 1 (2016)
Misc. Tackles - **1 (2017)**



98 BRIAN ORAKPO

OUTSIDE LINEBACKER • 6'4" • 257 LBS • COLLEGE: TEXAS
ACQUIRED: UNRESTRICTED FREE AGENT (WASHINGTON) - 2015
NFL EXPERIENCE (NFL/TITANS): 9/3 • HOMETOWN: HOUSTON, TEXAS
GAMES PLAYED/GAMES STARTED: 119/119 (PLAYOFFS: 2/2)



Captain: 2015, 2016, 2017



Pro Bowl: 2009, 2010, 2013, 2016

PRO: The Titans entered the 2015 NFL free agency period looking to add pass rushing talent from the outside linebacker spot in their 3-4 defensive alignment. The club found just that when they signed Brian Orakpo as an unrestricted free agent on March 13, 2015. The 6-foot-4-inch, 257-pounder arrived in Tennessee as a three-time Pro Bowl selection, having registered 40 career sacks and 156 quarterback pressures in six seasons (2009-14) with the Washington Redskins. In his first campaign with the Titans, he tied for the team lead with seven sacks, and in 2016, he earned his fourth Pro Bowl berth while leading the team with 10.5 sacks and ranking second on the squad with 49 quarterback pressures. The University of Texas product was originally drafted by the Redskins in the first round (13th overall) of the 2009 NFL Draft.

CAREER HIGHLIGHTS:

- In 2016, Orakpo was named to his fourth Pro Bowl after leading the team and tying for sixth in the AFC in sacks with 10.5. He also ranked second on the team with 49 quarterback pressures.
- In 2015, Orakpo started all 16 games in his first season with the Titans and tied for the team lead with seven sacks. He also led the squad with 12 tackles for loss and 37 quarterback pressures.
- In 2013, Orakpo earned his third career Pro Bowl berth after leading the Redskins with 10 sacks.
- Orakpo led or tied for the team lead in sacks in each of his first three seasons with the Redskins.
- In 2009, Orakpo was selected to his second consecutive Pro Bowl after leading the squad with 8.5 sacks.
- In 2009, Orakpo earned a Pro Bowl berth and was named to the PFWA/ PFWA All-Rookie Team after setting a Redskins rookie record and leading all NFL rookies with 11 sacks.

TITANS TIDBITS:

- Orakpo annually hosts The Brian Orakpo Leukemia Golf Classic to raise money for the National Capital Area Chapter of the Leukemia and Lymphoma Society.
- Orakpo is a good friend with former Titans safety Michael Griffin. The two played together for three seasons at the University of Texas and Griffin was an integral part in helping recruit Orakpo to Nashville.

CAREER TRANSACTIONS:

- The Houston, Texas, native was selected by the Washington Redskins in the first round (13th overall) of the 2009 NFL Draft.
- Signed by the Redskins as their franchise player on March 27, 2014.
- Signed by the Titans as an unrestricted free agent on March 13, 2015.

SEASON RECAPS:

2017 (16/16, 2/2 - Tennessee): Started all 16 games at outside linebacker and led the team with 73 quarterback pressures. Ranked second on the squad with seven sacks and 10 tackles for loss. Registered 60 tackles, two passes defended and three forced fumbles. Started his first two career postseason games and tallied five tackles, a team-best 1.5 sacks, a team-high-tying six quarterback pressures and a stop for loss. Became the first Titans player since Jevon Kearse (1999–2001) to record at least seven sacks in three consecutive seasons. Led or tied for the team lead in quarterback pressures eight times in 2017 (at JAX, vs. SEA, at MIA, at CLE, vs. CIN, at PIT, vs. HOU, vs. JAX). Led or tied for the team lead in sacks four times in 2017 (at JAX, vs. CIN, vs. JAX, at KC). Posted his 60th career sack against Cincinnati (11/12/17).

- Against Oakland (9/10), started at outside linebacker and posted five tackles, a pass defended, a forced fumble and a quarterback pressure.

Deflected a pass intended Amari Cooper in the end zone late in the first quarter. Forced a Derek Carr fumble that went out of bounds in the third quarter.

- At Jacksonville (9/17), started at outside linebacker and collected five tackles, a sack, a forced fumble, four quarterback pressures and a stop for loss. Stuffed Chris Ivory for no gain on a rush off left end in the first quarter. Came off the edge and strip-sacked Blake Bortles for a seven-yard loss and the loose ball was recovered by Erik Walden in the second quarter.
- Against Seattle (9/24), started at outside linebacker and notched two tackles, a stop for loss, a team-best 10 quarterback pressures and a pass defended. Stonewalled Chris Carson for no gain on a rush off right guard in the first quarter. Batted down a pass intended for Paul Richardson in the opening quarter.
- At Houston (10/1), started at outside linebacker and tallied five tackles and four quarterback pressures.
- At Miami (10/8), started at outside linebacker and totaled three tackles, including a stop for loss and four quarterback pressures. Stuffed Jay Ajayi for no gain on a rush off left end late in the fourth quarter.
- Against Indianapolis (10/16), started at outside linebacker and recorded two tackles and a quarterback pressure.
- At Cleveland (10/22), started at outside linebacker and posted six tackles, including a half sack, a stop for loss and a team-best seven quarterback pressures. Ended a Browns' drive by stuffing Isaiah Crowell for no gain on a third-and-one rush off left guard in the first quarter. Ended a Browns' drive in overtime by combining with Derrick Morgan to sack Cody Kessler for a 12-yard loss on third-and-eight.
- Against Baltimore (11/5), started at outside linebacker and collected five tackles, including a stop for loss and two quarterback pressures. Teamed with Wesley Woodyard to stuff Alex Collins for a one-yard loss on a rush off left tackle in the second quarter.
- Against Cincinnati (11/12), started at outside linebacker and recorded two tackles, including a sack, a forced fumble, a stop for loss and a team-high six quarterback pressures. Notched his 60th career sack and halted a Bengals' drive by coming off the edge and strip-sacking Andy Dalton with the loose ball being recovered by Derrick Morgan on third-and-11 in the second quarter.
- At Pittsburgh (11/16), started at outside linebacker and notched three tackles, including a stop for loss and a team-best five quarterback pressures. Combined with Johnathan Cyprien to stop James Conner for no gain on a carry up the middle in the first stanza.
- At Indianapolis (11/26), started at outside linebacker and registered five tackles, 1.5 sacks and four quarterback pressures. Combined with Derrick Morgan to sack Jacoby Brissett for an eight-yard loss in the second quarter. Ended a Colts' drive by sacking Brissett for a nine-yard loss on third-and-three in the third quarter.
- Against Houston (12/3), started at outside linebacker and produced five tackles, including a sack and a team-best eight quarterback pressures. Halted a Texans' drive by teaming with DaQuan Jones to sack Tom Savage for a eight-yard loss on third-and-10 late in the second quarter. Ended the game by combining with Derrick Morgan to sack Tom Savage for a 19-yard loss.
- At Arizona (12/10), started at outside linebacker and tallied two tackles, including a sack, a stop for loss and three quarterback pressures. Forced the Cardinals to settle for a field goal by sacking Blaine Gabbert for a nine-yard loss on third-and-seven in the third quarter.
- At San Francisco (12/17), started at outside linebacker and posted a tackle and two quarterback pressures.
- Against Los Angeles Rams (12/24), started at outside linebacker and notched six tackles, including a stop for loss and two quarterback pressures.

pressures. Stuffed Todd Gurley II for a one-yard loss on a rush off left end late in the fourth quarter.

- Against Jacksonville (12/31), started at outside linebacker and tallied three tackles, including a sack, a quarterback pressure and a team-best 10 quarterback pressures. Came off the edge and sacked Blake Bortles for a 10-yard loss late in the fourth quarter.
- At Kansas City (1/6), started at outside linebacker and recorded three tackles, including a team-high 1.5 sacks, three quarterback pressures and a stop for loss in his first career postseason game. Teamed with Wesley Woodyard to drop Alex Smith for an eight-yard sack in the second quarter. Dropped Smith for a sack during the Chiefs' final drive in the fourth quarter.
- At New England (1/13), started at outside linebacker and registered two tackles and three quarterback pressures. Combined with Sylvester Williams to stuff Jacob Hollister for no gain on a short pass in the fourth quarter.

2016 (16/16 - Tennessee): Named to the Pro Bowl. Started all 16 games at outside linebacker and led the team and tied for sixth in the AFC with 10.5 sacks. Ranked second on the team with 49 quarterback pressures. Registered 55 tackles, including four stops for loss, a forced fumble and five passes defended. Tied for the team lead in tackles once in 2016 (at MIA). Led or tied for the team lead in sacks eight times in 2016 (at DET, vs. OAK, at HOU, at MIA, vs. CLE, vs. GB, vs. DEN, at KC). Led or tied for the team lead in quarterback pressures six times in 2016 (at DET, vs. OAK, at HOU, vs. GB, vs. DEN, at KC). Tied for the team lead in passes defended once in 2016 (vs. HOU). Tied a career-high with eight tackles at Miami (10/9/16).

- At Detroit (9/18), started at outside linebacker and posted five tackles, including two sacks, a team-high four quarterback pressures and two stops for loss. Dropped Matthew Stafford for a one-yard sack early in the third quarter. Came off the edge and sacked Stafford for a nine-yard loss during the Lions' final drive in the fourth quarter.
- Against Oakland (9/25), started at outside linebacker and tallied two tackles, including a sack and a team-best three quarterback pressures. Ended a Raiders' drive by dropping Derek Carr for a four-yard sack on third-and-nine late in the third quarter.
- At Houston (10/2), started at outside linebacker and recorded four tackles, a sack, four quarterback pressures and a pass defended. Combined with Al Woods to stop Lamar Miller for no gain on a rush off left tackle in the first quarter. Sacked Brock Osweiler for a 10-yard loss in the first quarter. Broke up a pass intended for DeAndre Hopkins in the second quarter.
- At Miami (10/9), started at outside linebacker and tied a career-high with eight tackles, including two sacks, three quarterback pressures and a stop for loss. Became the third player in franchise history to record six or more sacks in the first five games of a season since individual sacks became an official statistic in 1982. Stuffed Dominique Jones for a one-yard loss on a short pass in the left flat in the third quarter. Dropped Ryan Tannehill for a nine-yard sack midway through the fourth quarter. Two plays later, sacked Tannehill for a 10-yard loss on third-and-10.
- Against Cleveland (10/16), started at outside linebacker and notched four tackles, including a sack and three quarterback pressures. Dropped Cody Kessler for a nine-yard sack midway through the third quarter. The play gave Orakpo five consecutive games with at least one sack, marking the eighth time in franchise history a player accomplished the feat.
- Against Green Bay (11/13), started at outside linebacker and notched four tackles, including a team-best two sacks and tied for the club lead with four quarterback pressures. Sacked Aaron Rodgers for an 11-yard loss late in the third quarter. Registered his second sack of the afternoon by dropping Rodgers for an eight-yard loss late in the fourth quarter.
- At Indianapolis (11/20), started at outside linebacker and recorded five tackles, five quarterback pressures and a pass defended. Batted down a screen pass intended for Jordan Todman in the second quarter.
- Against Denver (12/11), started at outside linebacker in his 100th career NFL game and collected four tackles, a sack and a team-high six quarterback pressures. Dropped Trevor Siemian for a five-yard sack late in the third quarter.
- At Kansas City (12/18), started at outside linebacker and tallied five tackles, a half sack, four quarterback pressures and a pass defended. Ended a Chiefs drive by batting down a third-and-nine pass intended for Jeremy Maclin late in the first quarter. Teamed with DaQuan Jones to drop Alex Smith for a four-yard sack in the third quarter.
- Against Houston (1/1), started at outside linebacker and registered a tackle for loss, three quarterback pressures and a team-best two passes defended. Batted down a pass intended for Will Fuller on third-and-eight late in the third quarter. Sealed the victory by batting down a fourth-down pass intended for Will Fuller late in the fourth quarter.

2015 (16/16 - Tennessee): Started all 16 games at outside linebacker in his first season with the Titans and tied for the team lead with seven sacks. Led the squad with 12 tackles for loss and 37 quarterback pressures. Registered 64 tackles, five passes defended, a forced fumble and a blocked field goal. With his sack at Jacksonville (11/19/15), tied a career high with his fourth consecutive game with at least one sack. Led or tied for the team lead in sacks five times in 2015 (vs. MIA, at HOU, at NO, vs. CAR, at JAX). Led or tied for the team lead in quarterback pressures 11 times in 2015 (at TB, at CLE, vs. MIA, vs. ATL, at HOU, at NO, at JAX, vs. JAX, at NE, vs. HOU, at IND). Led or tied for the team lead in tackles for loss four times in 2015 (vs. IND, at NO, vs. OAK, at IND). Tied for the team lead in passes defended four times in 2015 (at HOU, at NO, at JAX, vs. HOU).

- At Tampa Bay (9/13), started at outside linebacker in his Titans debut and led the team with four quarterback pressures. Collected a tackle.
- Against Indianapolis (9/27), started at outside linebacker and totaled a sack, a tackle for loss and a quarterback pressure. Halted a Colts drive and registered his first sack with the Titans by dropping Andrew Luck for a six-yard loss on third-and-three in the second quarter.
- Against Miami (10/18), started at outside linebacker and tallied five tackles, including a sack, a stop for loss and a quarterback pressure. Ended a Dolphins' drive by sacking Ryan Tannehill for a two-yard loss on third-and-eight late in the third quarter.
- Against Atlanta (10/25), started at outside linebacker and amassed five tackles and three quarterback pressures.
- At Houston (11/1), started at outside linebacker and registered three tackles, including a sack, two tackles for loss, three quarterback pressures and a pass defended. Stuffed Chris Polk for no gain on a rush off right end in the second quarter. Dropped Brian Hoyer for a seven-yard sack late in the second quarter. Ended a Texans' drive by breaking up a pass intended for Garrett Graham on third-and-eight in the final stanza.
- At New Orleans (11/8), started at outside linebacker and totaled five tackles, including two sacks, two tackles for loss, five quarterback pressures and a pass defended. Broke up a pass intended for Willie Snead in the first quarter. Dropped Drew Brees for a four-yard sack in the second quarter. Sacked Brees for an eight-yard loss late in the fourth quarter. Deflected Kai Forbath's potential 46-yard game-winning field goal with less than a minute to play in the fourth quarter.
- Against Carolina (11/15), started at outside linebacker and tallied six tackles, including a sack, a stop for loss and a quarterback pressure. Teamed with Daimion Stafford to stuff Greg Olsen for a six-yard loss on a short pass in the second quarter. Ended a Panthers' drive by sacking Cam Newton for a six-yard loss on third-and-18 early in the third quarter.
- At Jacksonville (11/19), started at outside linebacker and collected four tackles, a sack, a forced fumble, a team-best four quarterback pressures, a stop for loss and a pass defended. Knocked down a pass intended for Julius Thomas on the Jaguars' first play from scrimmage. Forced a Blake Bortles fumble on a third-and-one rush that was recovered by David Bass at the Titans' 45-yard line in the second stanza. Made the Jaguars attempt a field goal by sacking Bortles for a nine-yard loss on third-and-three in the second quarter. With his sack, he tied a career high with his fourth consecutive game with at least one sack.
- At Indianapolis (1/3), started at outside linebacker and recorded four tackles with a team-high five quarterback pressures and a stop for loss. Stuffed Frank Gore for a one-yard loss on a rush up the middle in the first quarter. Teamed with Coty Sensabaugh to stuff Trey Williams for no gain on a rush off right end in the fourth quarter.

2014 (7/7 - Washington): Started seven games and made 28 tackles, a half sack, nine quarterback pressures, a tackle for loss and a pass defended prior to being placed on injured reserve on Oct. 21, 2014.

- Against Seattle (10/6), tied a career high with eight tackles.

2013 (15/15 - Washington): Started 15 games one season removed from injury, earning his third career Pro Bowl berth after leading the team with 10.0 sacks. Also added the first interception and first touchdown of his career. Was inactive for one game.

- At Green Bay (9/15), registered five tackles with one sack, pushing him past the 30-sack milestone for his career.
- At Oakland (9/29), posted four tackles, two passes defended and two sacks.
- Against Chicago (10/20), collected four tackles and added the first interception of his career, which he returned 29 yards for his first career touchdown. The pick was the first of his life at any level.
- At Denver (10/27), recovered a Peyton Manning fumble to set up a

Redskins touchdown.

- At Philadelphia (11/17), posted five tackles, including 1.5 sacks.
- Against N.Y. Giants (12/1), notched six tackles and two sacks.
- At Atlanta (12/15), tallied a team-high eight tackles, including 1.5 sacks and a fumble recovery.

2012 (2/2 - Washington): Started two games before suffering a season-ending injury to his pectoral. Posted eight tackles, including a sack, three quarterback pressures, a tackle for loss, a forced fumble and three passes defended. Placed on injured reserve on Sept. 18, 2012.

- At New Orleans (9/9), produced two solo tackles and three passes defended in a season-opening win.
- At St. Louis (9/16), registered three tackles and a strip-sack before leaving the game with an injury.

2011 (16/16 - Washington): Started all 16 games and notched nine sacks, which led the team for the third consecutive season. Finished with 66 tackles, 35 quarterback pressures, seven tackles for loss, five passes defended and three forced fumbles.

- Against Arizona (9/18), finished with one solo tackle, one sack and a forced fumble.
- At St. Louis (10/2), earned NFC Defensive Player of the Week honors after recording five tackles, 2.5 sacks and one forced fumble.
- At Carolina (10/23), recorded seven tackles and one sack.
- Against San Francisco (11/6), posted five tackles and one sack.
- At Seattle (11/27), notched four tackles, one sack and one pass defended.
- At N.Y. Giants (12/18), tallied two tackles, one sack and one pass defended.

2010 (15/15 - Washington): Started 15 games in his second campaign and amassed 78 tackles, a team-best 8.5 sacks, 47 quarterback pressures, nine tackles for loss and one forced fumble. Named to his second Pro Bowl. Was inactive for one contest.

- Against Dallas (9/12), recorded two tackles, as well as three quarterback pressures. Forced a holding penalty which negated what would have been the game tying touchdown with time expiring in the fourth quarter.
- Against Houston (9/19), totaled six tackles and a sack. His sack of quarterback Matt Schaub marked the 12th of his career.
- At St. Louis (9/26), had seven tackles and one sack.
- Against Green Bay (10/10), collected five tackles and two sacks.
- Against Indianapolis (10/17), totaled three tackles, one sack, four quarterback pressures and one forced fumble.
- At Chicago (10/24), registered six tackles, two sacks and three quarterback pressures. It marked the third consecutive game in which he recorded a sack, the first time in his career he accomplished the feat.
- Against Philadelphia (11/15), posted nine tackles and half a sack.
- Against Minnesota (11/28), amassed six tackles and one sack.

2009 (16/16 - Washington): Started all 16 regular season games and totaled 61 tackles, 11 sacks, 13 tackles for loss and 20 quarterback pressures. Named to the Pro Bowl and finished fourth in balloting for the *Associated Press* Defensive Rookie of the Year award. Set a Redskins rookie record for sacks (11), surpassing the previous high of six shared by Dean Hamel (1985) and Andre Collins (1990). Led all NFL rookies, finished tied for fourth in the NFC and tied for seventh in the NFL with 11 sacks. Became the first Redskins rookie to have at least a half-sack in four straight games.

- Against Detroit (9/27), recorded his first career sack.
- At Atlanta (11/8), posted two sacks, marking the first multi-sack game of his career.
- At Oakland (12/23), tied a Redskins record with a career-high four sacks and became the first NFL rookie to record four sacks in a game since Cornelius Bennett on Dec. 27, 1987.

COLLEGE:

- Won the Nagurski Trophy (nation's top defensive player), Lombardi Award (nation's top lineman), Hendricks Award (nation's top defensive end) and was a finalist for the Lott Trophy (defensive IMPACT player of the year) in 2008.
- Was a unanimous first-team All-America selection by the American Football Coaches Association, Associated Press, Football Writers Association of America, Sporting News and Walter Camp Football Foundation.
- Was the consensus Big 12 Defensive Player of the Year and unanimous first-team All-Big 12 selection.
- Named to the Playboy All-American team as a senior in 2008.

- Posted 132 career tackles, 22 sacks (tied for 10th on Texas' all-time list), 38 tackles for a loss, 62 pressures, six passes defended, six forced fumbles and one fumble recovery during his career.

• As a senior (2008), posted 42 tackles and led the team with 11.5 sacks (sixth in NCAA), 19 tackles for loss (tied for seventh NCAA), 30 pressures and four forced fumbles (tied-12th NCAA).

• As a junior (2007), appeared in nine games, starting eight, and tallied 37 tackles, nine tackles for loss, 5.5 sacks, 12 pressures, two passes defended and a forced fumble.

• As a sophomore (2006), played in all 13 games, recording 26 tackles, six tackles for loss, 4.5 sacks and two passes defended.

• As a redshirt freshman (2005), was named Defensive Freshman of the Year and first-team Freshman All-America by *The Sporting News*. Earned Big 12 Defensive Freshman of the Year from the league's coaches and *The Sporting News* after recording 27 tackles and four tackles for loss.

• Graduated from Texas with a degree in youth and community studies in December 2008.

PERSONAL:

• Married to Bitura, and the couple has one son, Brian Jr., one daughter, Brianna, and another baby on the way due in Nov. 2017.

• Played for Lamar (Texas) High School and was a three-year letterman and starter at defensive end as a sophomore, junior and senior. Was a two-time first-team all-district selection and was part of a Lamar squad that posted at least nine victories all three years (29-8 record).

• Posted 36 tackles, 12 tackles for loss and nine sacks and was tabbed second-team All-Greater Houston and first-team all-district 18-5A as a junior and senior.

• Also played high school basketball during his freshman through junior years.

• Was a member of University of Texas' Athletic Director's Honor Roll (Spring 2008) and was a prep honor roll student who posted better than a 3.0 GPA.

• Has a brother, Michael, who played collegiately at Colorado State and Texas State, and a sister, Jennifer.

• Follow Orakpo on Twitter at @rak98.

• Follow Orakpo on Instagram at @orakpo98.

• Born Brian Ndubisi Orakpo on July 31, 1986 in Houston, Texas.

BRIAN ORAKPO'S GAME-BY-GAME

2009 Washington Redskins

| Date | Opp | W/L | P/S | Tot Solo Asst | Sk - Yds | QBP | TFL | Int - Yds -TD | PD | FF | FR - Yds | SpT |
|---------------|-------|-----|-----|-------------------|---------------------------|-----------|-----------|------------------------|----------|----------|----------|----------|
| Sept 13 | @ NYG | L | S | 2 2 0 | 0.0 0.0 | NA | NA | 0 0 0 0 0 0 0 0 | 0 | 0 | 0 | 0 |
| Sept 20 | StL | W | S | 1 0 1 | 0.0 0.0 | NA | NA | 0 0 0 0 0 0 0 0 | 0 | 0 | 0 | 0 |
| Sept 27 | @ Det | L | S | 5 4 1 | 1.0 8.0 | NA | NA | 0 0 0 0 0 0 0 0 | 0 | 0 | 0 | 0 |
| Oct 4 | TB | W | S | 7 5 2 | 1.0 2.0 | NA | NA | 0 0 0 0 0 0 0 0 | 0 | 0 | 0 | 0 |
| Oct 11 | @ Car | L | S | 5 1 4 | 0.5 4.0 | NA | NA | 0 0 0 0 0 0 0 0 | 0 | 0 | 0 | 0 |
| Oct 18 | KC | L | S | 6 4 2 | 1.0 6.0 | NA | NA | 0 0 0 0 0 0 0 0 | 0 | 0 | 0 | 0 |
| Oct 26 | Phi | L | S | 2 0 2 | 0.0 0.0 | NA | NA | 0 0 0 0 0 0 0 0 | 0 | 0 | 0 | 0 |
| Nov 8 | @ Atl | L | S | 5 3 2 | 2.0 10.0 | NA | NA | 0 0 0 0 0 0 0 0 | 0 | 0 | 0 | 0 |
| Nov 15 | Den | W | S | 6 5 1 | 1.5 14.0 | NA | NA | 0 0 0 0 0 0 0 0 | 0 | 0 | 0 | 0 |
| Nov 22 | @ Dal | L | S | 4 1 3 | 0.0 0.0 | NA | NA | 0 0 0 0 0 0 0 0 | 0 | 0 | 0 | 0 |
| Nov 29 | @ Phi | L | S | 3 3 0 | 0.0 0.0 | NA | NA | 0 0 0 1 0 0 0 0 | 0 | 0 | 0 | 0 |
| Dec 6 | NO | L | S | 3 2 1 | 0.0 0.0 | NA | NA | 0 0 0 0 0 0 0 0 | 0 | 0 | 0 | 0 |
| Dec 13 | @ Oak | W | S | 6 5 1 | 4.0 44.0 | NA | NA | 0 0 0 0 1 0 0 0 | 0 | 0 | 0 | 0 |
| Dec 21 | NYG | L | S | 1 1 0 | 0.0 0.0 | NA | NA | 0 0 0 0 0 0 0 0 | 0 | 0 | 0 | 0 |
| Dec 27 | Dal | L | S | 3 2 1 | 0.0 0.0 | NA | NA | 0 0 0 0 0 0 0 0 | 0 | 0 | 0 | 0 |
| Jan 3 | @ SD | L | S | 2 2 0 | 0.0 0.0 | NA | NA | 0 0 0 0 0 0 0 0 | 0 | 0 | 0 | 0 |
| Totals | | | | 4-12 16/16 | 61 40 21 11.0 83.5 | 20 | 13 | 0 0 0 1 1 0 0 0 | 0 | 0 | 0 | 0 |

2010 Washington Redskins

| Date | Opp | W/L | P/S | Tot Solo Asst | Sk - Yds | QBP | TFL | Int - Yds -TD | PD | FF | FR - Yds | SpT |
|---------------|-------|-----|-----|-------------------|--------------------------|-----------|----------|------------------------|----------|----------|----------|----------|
| Sept 12 | Dal | W | S | 2 2 0 | 0.0 0.0 | NA | NA | 0 0 0 1 0 0 0 0 | 0 | 0 | 0 | 0 |
| Sept 19 | Hou | L | S | 6 6 0 | 1.0 3.0 | NA | NA | 0 0 0 1 0 0 0 0 | 0 | 0 | 0 | 0 |
| Sept 26 | @ StL | L | S | 7 6 1 | 1.0 3.0 | NA | NA | 0 0 0 0 0 0 0 0 | 0 | 0 | 0 | 0 |
| Oct 3 | @ Phi | W | S | 6 6 0 | 0.0 0.0 | NA | NA | 0 0 0 0 0 0 0 0 | 0 | 0 | 0 | 0 |
| Oct 10 | GB | W | S | 5 5 0 | 2.0 12.0 | NA | NA | 0 0 0 0 0 0 0 0 | 0 | 0 | 0 | 0 |
| Oct 17 | Ind | L | S | 3 3 0 | 1.0 8.0 | NA | NA | 0 0 0 0 1 0 0 0 | 0 | 0 | 0 | 0 |
| Oct 24 | @ Chi | W | S | 6 5 1 | 2.0 9.0 | NA | NA | 0 0 0 0 0 0 0 0 | 0 | 0 | 0 | 0 |
| Oct 31 | @ Det | L | S | 6 3 3 | 0.0 0.0 | NA | NA | 0 0 0 0 0 0 0 0 | 0 | 0 | 0 | 0 |
| Nov 15 | Phi | L | S | 9 6 3 | 0.5 0.5 | NA | NA | 0 0 0 0 0 0 0 0 | 0 | 0 | 0 | 0 |
| Nov 21 | @ Ten | W | S | 7 6 1 | 0.0 0.0 | NA | NA | 0 0 0 0 0 0 0 0 | 0 | 0 | 0 | 0 |
| Nov 28 | Min | L | S | 6 6 0 | 1.0 4.0 | NA | NA | 0 0 0 0 0 0 0 0 | 0 | 0 | 0 | 0 |
| Dec 5 | @ NYG | L | S | 6 4 2 | 0.0 0.0 | NA | NA | 0 0 0 0 0 0 0 0 | 0 | 0 | 0 | 0 |
| Dec 12 | TB | L | S | 3 1 2 | 0.0 0.0 | NA | NA | 0 0 0 0 0 0 0 0 | 0 | 0 | 0 | 0 |
| Dec 19 | @ Dal | L | S | 2 0 2 | 0.0 0.0 | NA | NA | 0 0 0 0 0 0 0 0 | 0 | 0 | 0 | 0 |
| Dec 26 | @ Jax | W | IA | | | | | | | | | |
| Jan 2 | NYG | L | S | 4 3 1 | 0.0 0.0 | NA | NA | 0 0 0 0 0 0 0 0 | 0 | 0 | 0 | 0 |
| Totals | | | | 6-10 15/15 | 78 62 16 8.5 39.5 | 47 | 9 | 0 0 0 2 1 0 0 0 | 0 | 0 | 0 | 0 |

2011 Washington Redskins

| Date | Opp | W/L | P/S | Tot Solo Asst | Sk - Yds | QBP | TFL | Int - Yds -TD | PD | FF | FR - Yds | SpT |
|---------------|-------|-----|-----|-------------------|--------------------------|-----------|----------|------------------------|----------|----------|----------|----------|
| Sept 11 | NYG | W | S | 3 2 1 | 0.0 0.0 | NA | NA | 0 0 0 0 0 0 0 0 | 0 | 0 | 0 | 0 |
| Sept 18 | Ari | W | S | 1 1 0 | 1.0 8.0 | NA | NA | 0 0 0 1 1 0 0 0 | 0 | 0 | 0 | 0 |
| Sept 26 | @ Dal | L | S | 2 2 0 | 0.0 0.0 | NA | NA | 0 0 0 0 0 0 0 0 | 0 | 0 | 0 | 0 |
| Oct 2 | @ StL | W | S | 5 4 1 | 2.5 13.0 | NA | NA | 0 0 0 0 1 0 0 0 | 0 | 0 | 0 | 0 |
| Oct 16 | Phi | L | S | 6 3 3 | 0.0 0.0 | NA | NA | 0 0 0 1 0 0 0 0 | 0 | 0 | 0 | 0 |
| Oct 23 | @ Car | L | S | 7 3 4 | 1.0 7.0 | NA | NA | 0 0 0 0 0 0 0 0 | 0 | 0 | 0 | 0 |
| Oct 30 | @ Buf | L | S | 6 4 2 | 0.0 0.0 | NA | NA | 0 0 0 0 0 1 0 0 | 0 | 0 | 0 | 0 |
| Nov 6 | SF | L | S | 5 4 1 | 1.0 5.0 | NA | NA | 0 0 0 0 0 0 0 0 | 0 | 0 | 0 | 0 |
| Nov 13 | @ Mia | L | S | 2 2 0 | 0.0 0.0 | NA | NA | 0 0 0 0 0 0 0 0 | 0 | 0 | 0 | 0 |
| Nov 20 | Dal | L | S | 6 4 2 | 0.0 0.0 | NA | NA | 0 0 0 0 0 0 0 0 | 0 | 0 | 0 | 0 |
| Nov 27 | @ Sea | W | S | 4 3 1 | 0.5 4.5 | NA | NA | 0 0 0 1 0 0 0 0 | 0 | 0 | 0 | 0 |
| Dec 4 | NYJ | L | S | 4 3 1 | 0.0 0.0 | NA | NA | 0 0 0 1 0 0 0 0 | 0 | 0 | 0 | 0 |
| Dec 11 | NE | L | S | 1 1 0 | 0.0 0.0 | NA | NA | 0 0 0 0 0 0 0 0 | 0 | 0 | 0 | 0 |
| Dec 18 | @ NYG | W | S | 2 0 2 | 1.0 3.0 | NA | NA | 0 0 0 1 0 0 0 0 | 0 | 0 | 0 | 0 |
| Dec 24 | Min | L | S | 9 3 6 | 0.0 0.0 | NA | NA | 0 0 0 0 0 0 0 0 | 0 | 0 | 0 | 0 |
| Jan 1 | @ Phi | L | S | 3 1 2 | 2.0 20.0 | NA | NA | 0 0 0 0 1 0 0 0 | 0 | 0 | 0 | 0 |
| Totals | | | | 5-11 16/16 | 66 40 26 9.0 60.5 | 35 | 7 | 0 0 0 5 3 1 0 0 | 0 | 0 | 0 | 0 |

2012 Washington Redskins

| Date | Opp | W/L | P/S | Tot Solo Asst | Sk - Yds | QBP | TFL | Int - Yds -TD | PD | FF | FR - Yds | SpT |
|---------------|-------|-----|-----|---|----------------------|----------|----------|------------------------|----------|----------|----------|----------|
| Sept 9 | @ NO | W | S | 3 2 1 | 0.0 0.0 | NA | NA | 0 0 0 3 0 0 0 0 | 0 | 0 | 0 | 0 |
| Sept 16 | @ StL | L | S | 5 4 1 | 1.0 2.0 | NA | NA | 0 0 0 0 1 0 0 0 | 0 | 0 | 0 | 0 |
| Sept 23 | Cin | L | | Placed on injured reserve on Sept. 18, 2012 | | | | | | | | |
| Totals | | | | 1-2 2/2 | 8 6 2 1.0 2.0 | 3 | 1 | 0 0 0 3 1 0 0 0 | 0 | 0 | 0 | 0 |

2013 Washington Redskins

| Date | Opp | W/L | P/S | Tot Solo Asst | Sk - Yds | QBP | TFL | Int - Yds -TD | PD | FF | FR - Yds | SpT |
|---------|-------|-----|-----|---------------|----------|-----|-----|------------------|----|----|----------|-----|
| Sept 9 | Phi | L | S | 3 2 1 | 0.0 0.0 | NA | NA | 0 0 0 0 0 0 0 0 | 0 | 0 | 0 | 0 |
| Sept 15 | @ GB | L | S | 5 5 0 | 1.0 12.0 | NA | NA | 0 0 0 0 0 0 0 0 | 0 | 0 | 0 | 0 |
| Sept 22 | Det | L | S | 6 3 3 | 0.0 0.0 | NA | NA | 0 0 0 1 0 0 0 0 | 0 | 0 | 0 | 0 |
| Sept 29 | @ Oak | W | S | 6 3 3 | 2.0 10.0 | NA | NA | 0 0 0 1 0 0 0 0 | 0 | 0 | 0 | 0 |
| Oct 13 | @ Dal | L | S | 3 1 2 | 0.0 0.0 | NA | NA | 0 0 0 0 0 0 0 0 | 0 | 0 | 0 | 0 |
| Oct 20 | Chi | W | S | 3 2 1 | 0.0 0.0 | NA | NA | 1 29 1 1 0 0 0 0 | 0 | 0 | 0 | 0 |
| Oct 27 | @ Den | L | S | 2 0 2 | 0.0 0.0 | NA | NA | 0 0 0 1 0 1 0 0 | 0 | 0 | 0 | 0 |
| Nov 3 | SD | W | S | 5 3 2 | 0.0 0.0 | NA | NA | 0 0 0 0 0 0 0 0 | 0 | 0 | 0 | 0 |
| Nov 7 | @ Min | L | S | 3 2 1 | 1.0 5.0 | NA | NA | 0 0 0 0 0 0 0 0 | 0 | 0 | 0 | 0 |
| Nov 17 | @ Phi | L | S | 6 5 1 | 1.5 9.0 | NA | NA | 0 0 0 0 0 0 0 0 | 0 | 0 | 0 | 0 |
| Nov 25 | SF | L | S | 5 4 1 | 1.0 4.0 | NA | NA | 0 0 0 1 0 0 0 0 | 0 | 0 | 0 | 0 |
| Dec 1 | NYG | L | S | 6 4 2 | 2.0 17.0 | NA | NA | 0 0 0 0 0 0 0 0 | 0 | 0 | 0 | 0 |
| Dec 8 | KC | L | S | 7 4 3 | 0.0 0.0 | NA | NA | 0 0 0 0 0 0 0 0 | 0 | 0 | 0 | 0 |

| | | | | | | | | | | | | |
|---------------|-------|---|----|-------------------|---------------------------|-----------|-----------|-------------------------|----------|----------|----------|----------|
| Dec 15 | @ Atl | L | S | 8 7 1 | 1.5 10.0 | NA | NA | 0 0 0 0 0 1 0 0 | 0 | 0 | 0 | 0 |
| Dec 22 | Dal | L | S | 2 2 0 | 0.0 0.0 | NA | NA | 0 0 0 0 0 0 0 0 | 0 | 0 | 0 | 0 |
| Dec 29 | @ NYG | L | IA | | | | | | | | | |
| Totals | | | | 3-13 15/15 | 70 47 23 10.0 67.0 | 42 | 15 | 1 29 1 5 0 2 0 0 | 0 | 0 | 0 | 0 |

2014 Washington Redskins

| Date | Opp | W/L | P/S | Tot Solo Asst | Sk - Yds | QBP | TFL | Int - Yds -TD | PD | FF | FR - Yds | SpT |
|---------------|-------|-----|-----|--|-------------------------|----------|----------|------------------------|----------|----------|----------|----------|
| Sept 7 | @ Hou | L | S | 6 1 5 | 0.0 0.0 | NA | NA | 0 0 0 0 0 0 0 0 | 0 | 0 | 0 | 0 |
| Sept 14 | Jax | W | S | 4 2 2 | 0.5 5.5 | NA | NA | 0 0 0 0 0 0 0 0 | 0 | 0 | 0 | 0 |
| Sept 21 | @ Phi | L | S | 3 3 0 | 0.0 0.0 | NA | NA | 0 0 0 0 0 0 0 0 | 0 | 0 | 0 | 0 |
| Sept 25 | NYG | L | S | 2 2 0 | 0.0 0.0 | NA | NA | 0 0 0 0 0 0 0 0 | 0 | 0 | 0 | 0 |
| Oct 6 | Sea | L | S | 7 5 2 | 0.0 0.0 | NA | NA | 0 0 0 0 0 0 0 0 | 0 | 0 | 0 | 0 |
| Oct 12 | @ Ari | L | S | 4 3 1 | 0.0 0.0 | NA | NA | 0 0 0 1 0 0 0 0 | 0 | 0 | 0 | 0 |
| Oct 19 | Ten | W | S | 2 2 0 | 0.0 0.0 | NA | NA | 0 0 0 0 0 0 0 0 | 0 | 0 | 0 | 0 |
| Oct 27 | @ Dal | W | | Placed on injured reserve on Oct. 21, 2014 | | | | | | | | |
| Totals | | | | 2-5 7/7 | 28 18 10 0.5 5.5 | 9 | 1 | 0 0 0 1 0 0 0 0 | 0 | 0 | 0 | 0 |

2015 Tennessee Titans

| Date | Opp | W/L | P/S | Tot Solo Asst | Sk - Yds | QBP | TFL | Int - Yds -TD | PD | FF | FR - Yds | SpT |
|---------------|-------|-----|-----|-------------------|--------------------------|-----------|-----------|------------------------|----------|----------|----------|----------|
| Sept 13 | @ TB | W | S | 1 1 0 | 0.0 0.0 | 4 | 0 | 0 0 0 0 0 0 0 0 | 0 | 0 | 0 | 0 |
| Sept 20 | @ Cle | L | S | 5 4 1 | 0.0 0.0 | 2 | 1 | 0 0 0 0 0 0 0 0 | 0 | 0 | 0 | 0 |
| Sept 27 | Ind | L | S | 1 1 0 | 1.0 6.0 | 1 | 1 | 0 0 0 0 0 0 0 0 | 0 | 0 | 0 | 0 |
| Oct 11 | Buf | L | S | 1 1 0 | 0.0 0.0 | 0 | 0 | 0 0 0 0 0 0 0 0 | 0 | 0 | 0 | 0 |
| Oct 18 | Mia | L | S | 5 4 1 | 1.0 2.0 | 1 | 1 | 0 0 0 0 0 0 0 0 | 0 | 0 | 0 | 0 |
| Oct 25 | Atl | L | S | 5 4 1 | 0.0 0.0 | 3 | 0 | 0 0 0 0 0 0 0 0 | 0 | 0 | 0 | 0 |
| Nov 1 | @ Hou | L | S | 3 2 1 | 1.0 7.0 | 3 | 2 | 0 0 0 1 0 0 0 0 | 0 | 0 | 0 | 0 |
| Nov 8 | @ NO | W | S | 5 3 2 | 2.0 12.0 | 5 | 2 | 0 0 0 1 0 0 0 0 | 0 | 0 | 0 | 0 |
| Nov 15 | Car | L | S | 6 5 1 | 1.0 6.0 | 1 | 1 | 0 0 0 0 0 0 0 0 | 0 | 0 | 0 | 0 |
| Nov 19 | @ Jax | L | S | 4 2 2 | 1.0 9.0 | 4 | 1 | 0 0 0 1 1 0 0 0 | 0 | 0 | 0 | 0 |
| Nov 29 | Oak | L | S | 6 4 2 | 0.0 0.0 | 0 | 1 | 0 0 0 0 0 0 0 0 | 0 | 0 | 0 | 0 |
| Dec 6 | Jax | W | S | 5 4 1 | 0.0 0.0 | 2 | 0 | 0 0 0 1 0 0 0 0 | 0 | 0 | 0 | 0 |
| Dec 13 | @ NYJ | L | S | 3 0 3 | 0.0 0.0 | 0 | 0 | 0 0 0 0 0 0 0 0 | 0 | 0 | 0 | 0 |
| Dec 20 | @ NE | L | S | 5 4 1 | 0.0 0.0 | 3 | 1 | 0 0 0 0 0 0 0 0 | 0 | 0 | 0 | 0 |
| Dec 27 | Hou | L | S | 5 3 2 | 0.0 0.0 | 3 | 0 | 0 0 0 1 0 0 0 0 | 0 | 0 | 0 | 0 |
| Jan 3 | @ Ind | L | S | 4 2 2 | 0.0 0.0 | 5 | 1 | 0 0 0 0 0 0 0 0 | 0 | 0 | 0 | 0 |
| Totals | | | | 3-13 16/16 | 64 44 20 7.0 42.0 | 37 | 12 | 0 0 0 5 1 0 0 0 | 0 | 0 | 0 | 0 |

BRIAN ORAKPO'S NFL STATISTICS

REGULAR SEASON

| | | TACKLES | | | | | | | | | INTERCEPTIONS | | | | | FUMBLES | | | |
|-------------------|------------|------------|------------|------------|------------|------------|-------------|--------------|------------|-----------|---------------|-----------|------------|----------|-----------|-----------|----------|----------|----------|
| Year | Team | GP | GS | Tot | Solo | Asst | Sk | Yds | QBP | TFL | No | Yds | Lg | TD | PD | FF | FR | Yds | SpT |
| 2009 | Washington | 16 | 16 | 61 | 40 | 21 | 11.0 | 83.5 | 20 | 13 | 0 | 0 | 0 | 0 | 1 | 1 | 0 | 0 | 0 |
| 2010 | Washington | 15 | 15 | 78 | 62 | 16 | 8.5 | 39.5 | 47 | 9 | 0 | 0 | 0 | 0 | 2 | 1 | 0 | 0 | 0 |
| 2011 | Washington | 16 | 16 | 66 | 40 | 26 | 9.0 | 60.5 | 35 | 7 | 0 | 0 | 0 | 0 | 5 | 3 | 1 | 0 | 0 |
| 2012 | Washington | 2 | 2 | 8 | 6 | 2 | 1.0 | 2.0 | 3 | 1 | 0 | 0 | 0 | 0 | 3 | 1 | 0 | 0 | 0 |
| 2013 | Washington | 15 | 15 | 70 | 47 | 23 | 10.0 | 67.0 | 42 | 15 | 1 | 29 | 29t | 1 | 5 | 0 | 2 | 0 | 0 |
| 2014 | Washington | 7 | 7 | 28 | 18 | 10 | 0.5 | 5.5 | 9 | 1 | 0 | 0 | 0 | 0 | 1 | 0 | 0 | 0 | 0 |
| 2015 | Tennessee | 16 | 16 | 64 | 44 | 20 | 7.0 | 42.0 | 37 | 12 | 0 | 0 | 0 | 0 | 5 | 1 | 0 | 0 | 0 |
| 2016 | Tennessee | 16 | 16 | 55 | 40 | 15 | 10.5 | 78.0 | 49 | 4 | 0 | 0 | 0 | 0 | 5 | 1 | 0 | 0 | 0 |
| 2017 | Tennessee | 16 | 16 | 60 | 39 | 21 | 7.0 | 68.5 | 73 | 10 | 0 | 0 | 0 | 0 | 2 | 3 | 0 | 0 | 0 |
| NFL Totals | | 119 | 119 | 490 | 336 | 154 | 64.5 | 446.5 | 315 | 72 | 1 | 29 | 29t | 1 | 29 | 11 | 3 | 0 | 0 |

PLAYOFFS

| | | TACKLES | | | | | | | | | INTERCEPTIONS | | | | | FUMBLES | | | |
|-------------------|-----------|----------|----------|----------|----------|----------|------------|------------|----------|----------|---------------|----------|----------|----------|----------|----------|----------|----------|----------|
| Year | Team | GP | GS | Tot | Solo | Asst | Sk | Yds | QBP | TFL | No | Yds | Lg | TD | PD | FF | FR | Yds | SpT |
| 2017 | Tennessee | 2 | 2 | 5 | 3 | 2 | 1.5 | 4.0 | 6 | 1 | 0 | 0 | 0 | 0 | 0 | 0 | 0 | 0 | 0 |
| NFL Totals | | 2 | 2 | 5 | 3 | 2 | 1.5 | 4.0 | 6 | 1 | 0 | 0 | 0 | 0 | 0 | 0 | 0 | 0 | 0 |

Single-Game Highs

Tackles - 8 (Four times, last at Miami 10/9/16)
 Sacks - 4 at Oakland (12/13/09)
 Interceptions - 1 vs. Chicago (10/20/13)
 Forced Fumble - **1 (11 times, last vs. Cincinnati 11/12/17)**
 Fumble Recovery - 1 (Three times, last at Atlanta 12/15/13)
 Passes Defensed - 3 at New Orleans (9/9/12)

Playoff Single-Game Highs

Tackles - **3 at Kansas City (1/6/18)**
 Sacks - **1.5 at Kansas City (1/6/18)**
 Quarterback Pressures - **3 (Twice, last at New England (1/13/18))**
 Tackle For Loss - **1 at Kansas City (1/6/18)**

Additional Statistics

Touchdowns - 1 - 29-yard interception return vs. Chicago (10/20/13)
 Blocked Field Goal - 1 vs. N.Y. Giants (9/11/11), 1 at New Orleans (11/8/15)



50 NATE PALMER

LINEBACKER • 6'2" • 248 LBS • COLLEGE: ILLINOIS STATE

ACQUIRED: WAIVERS (GB) - 2016 • NFL EXPERIENCE (NFL/TITANS): 5/2

HOMETOWN: CHICAGO, ILL.

GAMES PLAYED/GAMES STARTED: 48/12 (PLAYOFFS: 3/0)



PRO: The Titans claimed Nate Palmer off waivers during the 2016 offseason to bring experience and versatility to the linebacker position. The 6-foot-2-inch, 248-pounder spent his first three NFL seasons with the Green Bay Packers. The Illinois State product played in 24 games with 12 starts from 2013-15, while missing the entirety of his second season with an injury. In his first season with the Titans, he led the team in special teams stops with 12. Palmer has played both inside and outside linebacker during his NFL career and brings great flexibility to the linebacker corps.

CAREER HIGHLIGHTS:

- In 2016, Palmer notched a team-leading 12 special teams tackles.
- In 2015, he played in a career-best 16 games with 10 starts for Green Bay and collected career-highs with 80 tackles, a sack, two quarterback pressures and three passes defended.

TITANS TIDBITS:

- Palmer was the high school basketball teammate of NBA point guard Derrick Rose for two seasons.
- Palmer names his father, Nathan Sr., as the biggest influence on him as he never made excuses and successfully started his own trucking business in Chicago.
- During college, Palmer held summer jobs at the Boys and Girls Club in Champaign and later as a busboy and food expeditor at the Bloomington (Ill.) Country Club.

CAREER TRANSACTIONS:

- The Chicago, Ill., native was originally selected by the Green Bay Packers in the sixth round (193rd overall) of the 2013 NFL Draft.
- Released by the Packers April 8, 2016.
- Claimed off waivers by the Titans from the Packers on April 11, 2016.

SEASON RECAPS:

2017 (10/0, 1/0 - Tennessee): Saw action in 10 games as a reserve linebacker and on special teams. Tied for fourth on the team with 10 special teams tackles. Notched three tackles on defense. Was inactive for six contests. Played in one postseason contest and was inactive for the other postseason game. Posted a career-high four special teams tackles at Arizona (12/10/17). Tied for the team lead in special teams tackles twice in 2017 (at CLE, vs. LAR).

- Against Oakland (9/10), was inactive.
- At Jacksonville (9/17), was inactive.
- Against Seattle (9/24), was inactive.
- At Houston (10/1), made his season debut as a reserve linebacker and tallied two tackles. Combined with Wesley Woodyard to stuff Lamar Miller for a one-yard loss on a rush off left tackle in the third quarter.
- At Miami (10/8), played as a reserve on special teams and totaled a special teams tackle.
- Against Indianapolis (10/16), notched a special teams tackle on coverage units.
- At Cleveland (10/22), tied for the team lead with a special teams tackle on coverage units. Saw limited action at outside linebacker and posted a tackle. Teamed with Jayon Brown to stuff Duke Johnson for no gain on a rush off left guard late in the fourth quarter.
- Against Baltimore (11/5), was inactive.
- Against Cincinnati (11/12), was inactive.
- At Pittsburgh (11/16), played limited snaps as a reserve at linebacker. Saw action on special teams units.
- At Indianapolis (11/26), saw action as a reserve on special teams.
- Against Houston (12/3), played as a reserve on special teams.

- At Arizona (12/10), saw action as a reserve on special teams and tallied a career-high four tackles on coverage units.
- At San Francisco (12/17), played as a reserve on special teams and saw limited snaps at outside linebacker.
- Against Los Angeles Rams (12/24), tied for the team lead with three special teams tackles. Stonewalled Pharoh Cooper for just a 12-yard kickoff return to the Rams' 10-yard line on the opening play of the game.
- Against Jacksonville (12/31), was inactive.
- At Kansas City (1/6), was inactive.
- At New England (1/13), saw action as a reserve on special teams.

2016 (14/0 - Tennessee): Saw action in 14 games primarily on special teams in his first season with the Titans. Led the team with 12 special teams tackles. Registered two tackles, including a stop for loss on defense. Was inactive for two contests. Tied for the team lead in special teams tackles six times in 2016 (at DET, vs. CLE, vs. JAX, at SD, vs. DEN, at KC).

- Against Minnesota (9/11), made his Titans debut as a reserve on special teams.
- At Detroit (9/18), played as a reserve on special teams and tied for the team lead with two special teams tackles.
- Against Oakland (9/25), saw action as a reserve on special teams and tallied a tackle on coverage units.
- Against Cleveland (10/16), saw action as a reserve on special teams and tied for the team lead with one stop.
- Against Indianapolis (10/23), played as a reserve on special teams and saw a few snaps as a linebacker on defense as well.
- Against Jacksonville (10/27), saw limited action as a reserve at linebacker. Tied for the team lead with a special teams tackle.
- At San Diego (11/6), tied for the team lead with a special teams tackle on coverage units.
- Against Green Bay (11/13), played as a reserve on special teams and saw limited action at linebacker. Registered a special teams stop on coverage units.
- Against Denver (12/11), saw action as a reserve on special teams and tied for the team lead with a special teams stop.
- At Kansas City (12/18), tied for the team lead with two special teams tackles on coverage units.
- At Jacksonville (12/24), played as a reserve on special teams and saw action in a limited role at linebacker. Posted two tackles, including a stop for loss on defense.

2015 (16/10, 2/0 - Green Bay): Played in all 16 games with 10 starts at linebacker and finished third on the team with 80 tackles and added a sack, two quarterback pressures and three passes defended. Added four tackles on special teams. Appeared in both postseason contests.

- At Chicago (9/13), saw significant action as a reserve and finished second on the team with nine tackles and a pass defended.
- Against Seattle (9/20), made the first start of his career on the inside, and led the linebackers with six tackles and a pass defended.
- At San Francisco (10/4), started and led the linebackers with six tackles and a pass defended.
- Against San Diego (10/18), started and finished with a team-leading and career-high 13 tackles. Added a quarterback pressure and helped limit the Chargers to just 60 yards rushing on 21 carries.
- Against Detroit (11/15), started at linebacker and registered 11 tackles, including a stop of fullback Michael Burton for no gain on a third-and-one in the fourth quarter to force a Detroit punt.
- At Minnesota (11/22), started and finished with five tackles and his first career sack. Midway through the second quarter, came up after initially

dropping into coverage to bring down Teddy Bridgewater for a sack.

- Against Chicago (11/26), started and posted 11 tackles.

2014 (0/0, 0/0 - Green Bay): Spent the entire season on injured reserve after suffering a knee injury in the preseason finale. Placed on injured reserve on Aug. 30.

2013 (8/2, 0/0 - Green Bay): Played in eight games with two starts at outside linebacker during his rookie campaign. Posted 18 tackles and an additional tackle on special teams. Was a healthy inactive for eight games and the team's playoff contest.

- At Cincinnati (9/22), made his NFL debut on special teams, but did not record any statistics.
- Against Cleveland (10/20), made his first pro start and finished with six tackles, two pressures and a quarterback hit.
- Against Chicago (11/4), saw extended action in the second half after fellow rookie outside linebacker Andy Mulumba left the game with an ankle injury. Registered a then career-high seven tackles and a quarterback hit.

COLLEGE:

- Started all 24 games during his two seasons at Illinois State (2011-12) after playing his first two collegiate seasons at the University of Illinois (2009-10).
- Earned second-team All-Missouri Valley Football Conference honors at defensive end following both of his junior and senior seasons. Registered 117 tackles, including 25.5 for a loss, 17 sacks, five forced fumbles and two fumble recoveries for the Redbirds.
- Appeared in 21 games during his two seasons at Illinois, and saw time primarily on special teams for the Fighting Illini, but also registered nine tackles as a reserve defensive end.
- As a senior (2012), earned second-team All-MVFC honors for the second consecutive season after starting all 13 games and collecting career highs with 71 tackles and 15½ tackles for a loss. Added 7.5 sacks, three forced fumbles, a fumble recovery and a pass defensed.
- Was selected to play in the NFL Players Association Collegiate Bowl following the season, becoming the 15th Illinois State player to be chosen for a postseason all-star game and the first since 2008.
- As a junior (2011), started all 11 games and earning second-team All-MVFC honors after leading the conference with a career-best 9.5 sacks. Also posted 46 tackles, including 10.5 stops for a loss, two forced fumbles, a fumble recovery for a touchdown and a pass defensed. Was also named to the MVFC All-Newcomer team as one of the lynchpins on a Redbirds defense that ranked No. 1 in the conference in yards allowed per game.
- As a sophomore (2010), appeared in nine games as a reserve linebacker for the Illini, seeing most of his playing time come on special teams. Tallied six tackles on defense.
- As a redshirt freshman (2009), appeared in all 12 games, playing predominantly on special teams, but also sparingly on defense, where he recorded three assisted tackles. Also earned Academic All-Big Ten honors.
- Earned his degree in health science from Illinois State.

PERSONAL:

- Was a four-sport letterman at Simeon (Chicago, Ill.) High School and was named to the 2007 All-Public League team by the Chicago Sun-Times

and the special mention all-state team by the Champaign News-Gazette following his senior season.

- Earned All-American acclaim from both SuperPrep and PrepStar after seeing action at defensive end, tight end, linebacker and offensive line during his high school career.
- Recorded 128 tackles and 18 sacks on defense, and 10 catches for 250 yards and a touchdown on offense.
- Also lettered two years each in baseball, track and field, and basketball.
- Follow Palmer on Twitter and Instagram at @natep4.
- Born Nathan Palmer Jr. on Sept. 23, 1989 in Chicago, Ill.

NATE PALMER'S GAME-BY-GAME

2013 Green Bay Packers

| Date | Opp | W/L | P/S | Tot Solo Asst | Sk - Yds | QBP | TFL | Int - Yds | -TD | PD | FF | FR - Yds | SpT |
|---------------|--------------|------------|-----|---------------|-----------|----------|------------|------------|-----------|-----------|----------|----------|----------|
| Sept 8 | @ SF | L | IA | | | | | | | | | | |
| Sept 15 | Was | W | IA | | | | | | | | | | |
| Sept 22 | @ Cin | L | p | 0 | 0 | 0 | 0.0 | 0.0 | NA | NA | 0 | 0 | 0 |
| Oct 6 | Det | W | IA | | | | | | | | | | |
| Oct 13 | @ Bal | W | p | 0 | 0 | 0 | 0.0 | 0.0 | NA | NA | 0 | 0 | 0 |
| Oct 20 | Cle | W | S | 6 | 3 | 3 | 0.0 | 0.0 | NA | NA | 0 | 0 | 0 |
| Oct 27 | @ Min | W | S | 1 | 0 | 1 | 0.0 | 0.0 | NA | NA | 0 | 0 | 0 |
| Nov 4 | Chi | L | p | 7 | 6 | 1 | 0.0 | 0.0 | NA | NA | 0 | 0 | 0 |
| Nov 10 | Phi | L | p | 3 | 3 | 0 | 0.0 | 0.0 | NA | NA | 0 | 0 | 0 |
| Nov 17 | @ NYG | L | p | 1 | 0 | 1 | 0.0 | 0.0 | NA | NA | 0 | 0 | 0 |
| Nov 24 | Min | T | IA | | | | | | | | | | |
| Nov 28 | @ Det | L | IA | | | | | | | | | | |
| Dec 8 | Atl | W | IA | | | | | | | | | | |
| Dec 15 | @ Dal | W | IA | | | | | | | | | | |
| Dec 22 | Pit | L | IA | | | | | | | | | | |
| Dec 29 | @ Chi | W | p | 0 | 0 | 0 | 0.0 | 0.0 | NA | NA | 0 | 0 | 0 |
| Totals | 8-7-1 | 8/2 | | 18 | 12 | 6 | 0.0 | 0.0 | NA | NA | 0 | 0 | 0 |

Playoffs

| | | | | | | | | | | | | | |
|---------------|------------|------------|----|----------|----------|----------|------------|------------|-----------|-----------|----------|----------|----------|
| Jan 5 | SF | L | IA | | | | | | | | | | |
| Totals | 0-1 | 0/0 | | 0 | 0 | 0 | 0.0 | 0.0 | NA | NA | 0 | 0 | 0 |

2014 Green Bay Packers

| Date | Opp | W/L | P/S | Tot Solo Asst | Sk - Yds | QBP | TFL | Int - Yds | -TD | PD | FF | FR - Yds | SpT |
|--|------------|-----|-----|---------------|----------|----------|------------|------------|----------|----------|----------|----------|----------|
| Placed on Injured Reserve on Aug. 30, 2014 | | | | | | | | | | | | | |
| Totals | 0/0 | | | 0 | 0 | 0 | 0.0 | 0.0 | 0 | 0 | 0 | 0 | 0 |

2015 Green Bay Packers

| Date | Opp | W/L | P/S | Tot Solo Asst | Sk - Yds | QBP | TFL | Int - Yds | -TD | PD | FF | FR - Yds | SpT |
|---------------|-------------|--------------|-----|---------------|-----------|-----------|------------|------------|-----------|-----------|----------|----------|----------|
| Sept 13 | @ Chi | W | p | 9 | 6 | 3 | 0.0 | 0.0 | NA | NA | 0 | 0 | 0 |
| Sept 20 | Sea | W | S | 6 | 4 | 2 | 0.0 | 0.0 | NA | NA | 0 | 0 | 0 |
| Sept 28 | KC | W | S | 4 | 3 | 1 | 0.0 | 0.0 | NA | NA | 0 | 0 | 0 |
| Oct 4 | @ SF | W | S | 6 | 5 | 1 | 0.0 | 0.0 | NA | NA | 0 | 0 | 0 |
| Oct 11 | StL | W | S | 5 | 4 | 1 | 0.0 | 0.0 | NA | NA | 0 | 0 | 0 |
| Oct 18 | SD | W | S | 13 | 9 | 4 | 0.0 | 0.0 | NA | NA | 0 | 0 | 0 |
| Nov 1 | @ Den | L | S | 8 | 6 | 2 | 0.0 | 0.0 | NA | NA | 0 | 0 | 0 |
| Nov 8 | @ Car | L | S | 2 | 0 | 2 | 0.0 | 0.0 | NA | NA | 0 | 0 | 0 |
| Nov 15 | Det | L | S | 11 | 6 | 5 | 0.0 | 0.0 | NA | NA | 0 | 0 | 0 |
| Nov 22 | @ Min | W | S | 5 | 4 | 1 | 1.0 | 0.0 | NA | NA | 0 | 0 | 0 |
| Nov 26 | Chi | L | S | 11 | 8 | 3 | 0.0 | 0.0 | NA | NA | 0 | 0 | 0 |
| Dec 3 | @ Det | W | p | 0 | 0 | 0 | 0.0 | 0.0 | NA | NA | 0 | 0 | 0 |
| Dec 13 | Dal | W | p | 0 | 0 | 0 | 0.0 | 0.0 | NA | NA | 0 | 0 | 0 |
| Dec 20 | @ Oak | W | p | 0 | 0 | 0 | 0.0 | 0.0 | NA | NA | 0 | 0 | 0 |
| Dec 27 | @ Ari | L | p | 0 | 0 | 0 | 0.0 | 0.0 | NA | NA | 0 | 0 | 0 |
| Jan 3 | Min | L | p | 0 | 0 | 0 | 0.0 | 0.0 | NA | NA | 0 | 0 | 0 |
| Totals | 10-6 | 16/10 | | 80 | 55 | 25 | 1.0 | 0.0 | NA | NA | 0 | 0 | 4 |

Playoffs

| | | | | | | | | | | | | | |
|---------------|------------|------------|---|----------|----------|----------|------------|------------|-----------|-----------|----------|----------|----------|
| Jan 10 | @ Was | W | p | 0 | 0 | 0 | 0.0 | 0.0 | NA | NA | 0 | 0 | 0 |
| Jan 16 | @ Ari | L | p | 0 | 0 | 0 | 0.0 | 0.0 | NA | NA | 0 | 0 | 0 |
| Totals | 1-1 | 2/0 | | 0 | 0 | 0 | 0.0 | 0.0 | NA | NA | 0 | 0 | 0 |

2016 Tennessee Titans

| Date | Opp | W/L | P/S | Tot Solo Asst | Sk - Yds | QBP | TFL | Int - Yds | -TD | PD | FF | FR - Yds | SpT |
|---------------|------------|-------------|-----|---------------|----------|----------|------------|------------|----------|----------|----------|----------|-----------|
| Sept 11 | Min | L | p | 0 | 0 | 0 | 0.0 | 0.0 | 0 | 0 | 0 | 0 | 0 |
| Sept 18 | @ Det | W | p | 0 | 0 | 0 | 0.0 | 0.0 | 0 | 0 | 0 | 0 | 2 |
| Sept 25 | Oak | L | p | 0 | 0 | 0 | 0.0 | 0.0 | 0 | 0 | 0 | 0 | 0 |
| Oct 2 | @ Hou | L | IA | | | | | | | | | | |
| Oct 9 | @ Mia | W | IA | | | | | | | | | | |
| Oct 16 | Cle | W | p | 0 | 0 | 0 | 0.0 | 0.0 | 0 | 0 | 0 | 0 | 0 |
| Oct 23 | Ind | L | p | 0 | 0 | 0 | 0.0 | 0.0 | 0 | 0 | 0 | 0 | 0 |
| Oct 27 | Jax | W | p | 0 | 0 | 0 | 0.0 | 0.0 | 0 | 0 | 0 | 0 | 0 |
| Nov 6 | @ SD | L | p | 0 | 0 | 0 | 0.0 | 0.0 | 0 | 0 | 0 | 0 | 0 |
| Nov 13 | GB | W | p | 0 | 0 | 0 | 0.0 | 0.0 | 0 | 0 | 0 | 0 | 0 |
| Nov 20 | @ Ind | L | p | 0 | 0 | 0 | 0.0 | 0.0 | 0 | 0 | 0 | 0 | 0 |
| Nov 27 | @ Chi | W | p | 0 | 0 | 0 | 0.0 | 0.0 | 0 | 0 | 0 | 0 | 0 |
| Dec 11 | Den | W | p | 0 | 0 | 0 | 0.0 | 0.0 | 0 | 0 | 0 | 0 | 0 |
| Dec 18 | @ KC | W | p | 0 | 0 | 0 | 0.0 | 0.0 | 0 | 0 | 0 | 0 | 0 |
| Dec 24 | @ Jax | L | p | 2 | 2 | 0 | 0.0 | 0.0 | 0 | 1 | 0 | 0 | 0 |
| Jan 1 | Hou | W | p | 0 | 0 | 0 | 0.0 | 0.0 | 0 | 0 | 0 | 0 | 0 |
| Totals | 9-7 | 14/0 | | 2 | 2 | 0 | 0.0 | 0.0 | 0 | 1 | 0 | 0 | 12 |

2017 Tennessee Titans

| Date | Opp | W/L | P/S | Tot Solo Asst | Sk - Yds | QBP | TFL | Int - Yds | -TD | PD | FF | FR - Yds | SpT |
|---------------|------------|-------------|-----|---------------|----------|----------|------------|------------|----------|----------|----------|----------|-----------|
| Sept 10 | Oak | L | IA | | | | | | | | | | |
| Sept 17 | @ Jax | W | IA | | | | | | | | | | |
| Sept 24 | Sea | W | IA | | | | | | | | | | |
| Oct 1 | @ Hou | L | p | 2 | 1 | 1 | 0.0 | 0.0 | 0 | 0 | 0 | 0 | 0 |
| Oct 8 | @ Mia | L | p | 0 | 0 | 0 | 0.0 | 0.0 | 0 | 0 | 0 | 0 | 0 |
| Oct 16 | Ind | W | p | 0 | 0 | 0 | 0.0 | 0.0 | 0 | 0 | 0 | 0 | 0 |
| Oct 22 | @ Cle | W | p | 1 | 0 | 1 | 0.0 | 0.0 | 0 | 0 | 0 | 0 | 0 |
| Nov 5 | Bal | W | IA | | | | | | | | | | |
| Nov 12 | Cin | W | IA | | | | | | | | | | |
| Nov 16 | @ Pit | L | p | 0 | 0 | 0 | 0.0 | 0.0 | 0 | 0 | 0 | 0 | 0 |
| Nov 26 | @ Ind | W | p | 0 | 0 | 0 | 0.0 | 0.0 | 0 | 0 | 0 | 0 | 0 |
| Dec 3 | Hou | W | p | 0 | 0 | 0 | 0.0 | 0.0 | 0 | 0 | 0 | 0 | 0 |
| Dec 10 | @ Ari | L | p | 0 | 0 | 0 | 0.0 | 0.0 | 0 | 0 | 0 | 0 | 0 |
| Dec 17 | @ SF | L | p | 0 | 0 | 0 | 0.0 | 0.0 | 0 | 0 | 0 | 0 | 0 |
| Dec 24 | LAR | L | p | 0 | 0 | 0 | 0.0 | 0.0 | 0 | 0 | 0 | 0 | 0 |
| Dec 31 | Jax | W | IA | | | | | | | | | | |
| Totals | 9-7 | 10/0 | | 3 | 1 | 2 | 0.0 | 0.0 | 0 | 0 | 0 | 0 | 10 |

Playoffs

| | | | | | | | | | | | | | |
|---------------|------------|------------|----|----------|----------|----------|------------|------------|----------|----------|----------|----------|----------|
| Jan 6 | @ KC | W | IA | | | | | | | | | | |
| Jan 13 | @ NE | L | p | 0 | 0 | 0 | 0.0 | 0.0 | 0 | 0 | 0 | 0 | 0 |
| Totals | 1-1 | 1/0 | | 0 | 0 | 0 | 0.0 | 0.0 | 0 | 0 | 0 | 0 | 0 |

NATE PALMER'S NFL STATISTICS

| REGULAR SEASON | | TACKLES | | | | | | | | | INTERCEPTIONS | | | | | FUMBLES | | | |
|-------------------|-----------|-----------|-----------|-----------------|-----------|-----------|------------|------------|----------|----------|---------------|----------|----------|----------|----------|----------|----------|----------|-----------|
| Year | Team | GP | GS | Tot | Solo | Asst | Sk | Yds | QBP | TFL | No | Yds | Lg | TD | PD | FF | FR | Yds | SpT |
| 2013 | Green Bay | 8 | 2 | 18 | 12 | 6 | 0.0 | 0.0 | NA | NA | 0 | 0 | 0 | 0 | 0 | 0 | 0 | 0 | 1 |
| 2014 | Green Bay | 0 | 0 | Injured Reserve | | | | | | | | | | | | | | | |
| 2015 | Green Bay | 16 | 10 | 80 | 55 | 25 | 1.0 | 0.0 | NA | NA | 0 | 0 | 0 | 0 | 3 | 0 | 0 | 0 | 4 |
| 2016 | Tennessee | 14 | 0 | 2 | 2 | 0 | 0.0 | 0.0 | 0 | 1 | 0 | 0 | 0 | 0 | 0 | 0 | 0 | 0 | 12 |
| 2017 | Tennessee | 10 | 0 | 3 | 1 | 2 | 0.0 | 0.0 | 0 | 0 | 0 | 0 | 0 | 0 | 0 | 0 | 0 | 0 | 10 |
| NFL Totals | | 48 | 12 | 103 | 70 | 33 | 1.0 | 0.0 | 0 | 1 | 0 | 0 | 0 | 0 | 3 | 0 | 0 | 0 | 27 |

| PLAYOFFS | | TACKLES | | | | | | | | | INTERCEPTIONS | | | | | FUMBLES | | | |
|-------------------|-----------|----------|----------|-----------------|----------|----------|------------|------------|----------|----------|---------------|----------|----------|----------|----------|----------|----------|----------|----------|
| Year | Team | GP | GS | Tot | Solo | Asst | Sk | Yds | QBP | TFL | No | Yds | Lg | TD | PD | FF | FR | Yds | SpT |
| 2013 | Green Bay | 0 | 0 | 0 | 0 | 0 | 0.0 | 0.0 | NA | NA | 0 | 0 | 0 | 0 | 0 | 0 | 0 | 0 | 0 |
| 2014 | Green Bay | 0 | 0 | Injured Reserve | | | | | | | | | | | | | | | |
| 2015 | Green Bay | 2 | 0 | 0 | 0 | 0 | 0.0 | 0.0 | NA | NA | 0 | 0 | 0 | 0 | 0 | 0 | 0 | 0 | 0 |
| 2017 | Tennessee | 1 | 0 | 0 | 0 | 0 | 0.0 | 0.0 | 0 | 0 | 0 | 0 | 0 | 0 | 0 | 0 | 0 | 0 | 0 |
| NFL Totals | | 3 | 0 | 0 | 0 | 0 | 0.0 | 0.0 | 0 | 0 | 0 | 0 | 0 | 0 | 0 | 0 | 0 | 0 | 0 |

Single-Game Highs

Tackles - 13 vs. San Diego (10/18/15)

Special Teams Tackles - [4 at Arizona \(12/10/17\)](#)

Sacks - 1 at Minnesota (11/22/15)

Passes Defensed - 1 (Three times, last at San Francisco (10/4/15))



17 ZACH PASCAL

WIDE RECEIVER • 6'2" • 219 LBS • COLLEGE: OLD DOMINION
ACQUIRED: FREE AGENT - 2017 • NFL EXPERIENCE: ROOKIE
HOMETOWN: UPPER MARLBORO, MD.
GAMES PLAYED/GAMES STARTED: 0/0 (PLAYOFFS: 0/0)



PRO: The Titans signed free agent wide receiver Zach Pascal to the practice squad following the 2017 preseason and signed him briefly to the active roster off of the practice squad during Week 3. He originally signed with the Washington Redskins as a rookie free agent following the 2017 NFL Draft, but was waived during roster cuts. A four-year contributor at Old Dominion, the 6-foot-2 inch, 219-pounder holds the program record for career receptions with 233. He tallied 3,184 receiving yards and 30 touchdowns over his career.

CAREER TRANSACTIONS:

- The Upper Marlboro, Md. native signed with the Washington Redskins as a rookie free agent on May 4, 2017.
- Waived by the Redskins on Sept. 2, 2017.
- Signed by the Titans to the team's practice squad on Sept. 4, 2017.
- Signed by the Titans to the active roster off of the practice squad on Sept. 20, 2017.
- Waived by the Titans on Sept. 23, 2017 and signed by the team to the practice squad three days later.

SEASON RECAPS:

2017 (0/0): Spent three days on the active roster during September but was not on the 53-man roster for any games.

COLLEGE:

- Appeared in 49 games with 41 starts over four seasons (2013-2016) at Old Dominion. Totaled a school record 233 receptions for 3,184 yards with 30 touchdowns. Also rushed for 310 yards and one touchdown, and returned 32 kickoffs for 729 yards. Named second-team All-Conference USA as a junior and senior.
- As a senior (2016), started all 13 games and led the team with 65 receptions for 946 yards and nine touchdowns. Carried the ball 23 times for 145 yards and returned 12 kicks for 315 yards. Named second-team All-Conference USA.

- As a junior (2015), saw action in all 12 games and made 11 starts. Posted a team-leading 68 receptions, which tied for second in Old Dominion history. Finished the season with 970 receptions yards, eight touchdowns and set the single-season school record for all-purpose yards with 1,549.
- As a sophomore (2014), started all 12 games. Finished second on the team with 59 receptions for 743 yards and seven touchdowns.
- As a freshman (2013), appeared in all 12 games and made five starts. Finished fourth on the team with 41 catches for 534 yards and six touchdowns.
- Redshirted in 2012.
- Majored in sport management at Old Dominion.

PERSONAL:

- Attended Wise (Md.) High School where he was named first-team all-county and third-team all-state.
- Son of Royan and Deslyn Pascal.
- Has one brother, Donnell, and one sister, Zoe.
- Follow Pascal on Twitter at @ZachPascal6.
- Born Zachary Pascal on Dec. 18, 1994 in Upper Marlboro, Md.

ZACH PASCAL'S NFL STATISTICS

REGULAR SEASON

| Year | Team | | | | RECEIVING | | | | Att | RUSHING | | | |
|------------|-----------|----|----|----|-----------|-----|----|----|-----|---------|-----|----|----|
| | | GP | GS | No | Yds | Avg | Lg | TD | | Yds | Avg | Lg | TD |
| 2017 | Tennessee | 0 | 0 | 0 | 0 | 0.0 | 0 | 0 | 0 | 0 | 0.0 | 0 | 0 |
| NFL Totals | | 0 | 0 | 0 | 0 | 0.0 | 0 | 0 | 0 | 0 | 0.0 | 0 | 0 |

Single-Game Highs

Receptions -
Receiving Yards -

Long Reception -
Touchdowns -



24 KALAN REED

CORNERBACK • 5'11" • 192 LBS • COLLEGE: SOUTHERN MISS

ACQUIRED: 7TH ROUND - 2016 • NFL EXPERIENCE (NFL/TITANS): 1/1

HOMETOWN: BIRMINGHAM, ALA.

GAMES PLAYED/GAMES STARTED: 7/0 (PLAYOFFS: 2/0)



PRO: Kalan Reed was selected by the Titans with the final pick in the seventh round of the 2016 NFL Draft. The 5-foot-11-inch, 192-pounder saw action in four games as a rookie and collected a tackle on defense and a special teams stop on coverage units. Reed was a three-year starter at Southern Mississippi and has a knack for finding the end zone having returned three of his eight collegiate interceptions for touchdowns. His youth and athleticism adds to an already-competitive defensive back unit, and he also will compete for playing time on special teams coverage units.

CAREER HIGHLIGHTS:

- In 2015, Reed was named first-team All-Conference USA after notching a school record 19 passes defended, including a career-high four interceptions, two which he returned for touchdowns.

TITANS TIDBITS:

- The Titans selected Reed with the 253rd pick in the draft making him "Mr. Irrelevant," an unofficial title bestowed upon the last person selected in the NFL Draft. Reed was flown to California in early June for Irrelevant Week, which includes media events, fundraisers, and a banquet at which the honoree is given the Lowsman Trophy — as opposed to the Heisman Trophy.
- Reed lived in Nashville from the time he was two years old until he was six. He started playing football in Antioch, Tenn., with the Flatrock Vols pee-wee team and played during halftime of a Titans game when he was five years old.
- Reed's cousin, Maurice Kelly, played safety with the Seattle Seahawks and is currently the VP of Player Engagement for the organization. Reed's mother, Keyaschei, once worked in the Memphis Grizzlies ticket office.

CAREER TRANSACTIONS:

- The Birmingham, Ala., native was selected by the Titans in the seventh round (253rd overall) of the 2016 NFL Draft.
- Waived by the Titans on Sept. 3, 2016 and signed to the team's practice squad a day later.
- Signed by the Titans from their practice squad to the active roster on Nov. 28, 2016.

SEASON RECAPS:

2017 (3/0, 2/0): Saw action in three games as a reserve primarily on special teams. Was inactive for 13 games. Played as a reserve in his first two career postseason contests.

- Against Oakland (9/10), played as a reserve on special teams.
- At Jacksonville (9/17), was inactive.
- Against Seattle (9/24), was inactive.
- At Houston (10/1), was inactive.
- At Miami (10/8), was inactive.
- Against Indianapolis (10/16), was inactive.
- At Cleveland (10/22), was inactive.
- Against Baltimore (11/5), was inactive.
- Against Cincinnati (11/12), was inactive.
- At Pittsburgh (11/16), was inactive.
- At Indianapolis (11/26), was inactive.
- Against Houston (12/3), was inactive.
- At Arizona (12/10), was inactive.
- At San Francisco (12/17), was inactive.
- Against Los Angeles Rams (12/24), saw action as a reserve on special teams.
- Against Jacksonville (12/31), saw action as a reserve at cornerback and

tallied a pass defended. Forced the Jaguars to kick a field goal by breaking up a pass intended for Allen Hurns on third-and-11 in the second quarter.

- At Kansas City (1/6), saw limited snaps as a reserve on special teams in his first career postseason game.
- At New England (1/13), saw action as a reserve on special teams.

2016 (4/0): Played in four games as a rookie and collected a tackle on defense and a special teams stop on coverage units. Spent the first 12 weeks of the season on the Titans' practice squad. Appeared in his first career NFL game against Denver (12/11/16).

- Against Denver (12/11), made his NFL debut as a reserve on special teams.
- At Jacksonville (12/24), played as a reserve at cornerback after LeShaun Sims left the game in the third quarter with an injury and posted a tackle.
- Against Houston (1/1), registered a special teams tackle on coverage units.

COLLEGE:

- In four seasons at Southern Mississippi (2012-15), finished his collegiate career having played in 48 games with 39 starts. Registered 152 career tackles, eight interceptions (three returned for touchdowns), 35 passes defended and 8.5 tackles for loss.
- As a senior (2015), named first-team All-Conference USA after starting all 14 games and registering 56 tackles, which was fourth-best on the team. Added a single-season school record 19 pass breakups and four interceptions, four tackles for loss for 14 yards, two fumble recoveries and two forced fumbles. Selected to play in the NFLPA Collegiate Bowl. Against Austin Peay (9/12), recorded his first interception on the season and returned it 76 yards for a touchdown. At Western Kentucky (12/5), registered an interception off Brandon Doughty and returned for a 40-yard touchdown in the Conference-USA Championship game.
- As a junior (2014), started all 12 games and recorded 34 tackles, a tackle for loss, two interceptions and a team-high nine pass breakups.
- As a sophomore (2013), started 10 games at cornerback and tallied 41 total tackles with 2.5 tackles for loss, an interception, five passes defended, a forced fumble and a fumble recovery. Named to the 2013-14 C-USA Commissioner's Academic Honor Roll.
- As a freshman (2012), jumped into the fold right away appearing in all 12 games with three starts. Posted 21 tackles on the year with one tackle for loss and two pass breakups. Named to the 2012-13 C-USA Commissioner's Academic Honor Roll. Against Marshall (10/20), collected his first career interception and returned it 19 yards for a touchdown.
- Majored in sports management at Southern Mississippi.

PERSONAL:

- Single, splits time between Nashville and Birmingham, Ala.
- Attended Briarwood Christian (Birmingham, Ala.) High School and helped the Lions reach the State Playoffs final three years of high school, including the State Championship as a junior.
- As a senior (2011), recorded 29 tackles, two interceptions and seven pass break ups.
- Also played basketball and was a member of the track & field team. Won State Championship in track in the 110-meter hurdles 300-meter hurdles and long jump as a senior, while taking second in the 110m hurdles and long jump as a junior.
- Follow Reed on Twitter at @kalan_reed11.
- Follow Reed on Instagram at @kalan_uno_uno.
- List of favorites: (TV show) "Law & Order"; (movie) "Ride Along" and

- Born Kalan Ascher Reed on Dec. 29, 1993 in Dallas, Texas.

2016 Tennessee Titans

| Date | Opp | W/L | P/S | Tot Solo | Asst | Sk | - Yds | QBP | TFL | Int - Yds | TD | FF | FR - Yds | SpT |
|---------------|-------|------------|------------|----------|----------|----------|------------|------------|----------|-----------|----------|----------|----------|----------|
| Dec 11 | Den | W | p | 0 | 0 | 0 | 0.0 | 0.0 | 0 | 0 | 0 | 0 | 0 | 0 |
| Dec 18 | @ KC | W | p | 0 | 0 | 0 | 0.0 | 0.0 | 0 | 0 | 0 | 0 | 0 | 0 |
| Dec 24 | @ Jax | L | p | 1 | 1 | 0 | 0.0 | 0.0 | 0 | 0 | 0 | 0 | 0 | 0 |
| Jan 1 | Hou | W | p | 0 | 0 | 0 | 0.0 | 0.0 | 0 | 0 | 0 | 0 | 0 | 1 |
| Totals | | 3-1 | 4/0 | 1 | 1 | 0 | 0.0 | 0.0 | 0 | 0 | 0 | 0 | 0 | 0 |

2017 Tennessee Titans

[illegible][illegible]

REGULAR SEASON

| Year | Team | GP | GS | Tot | Solo | Asst | Sk | Yds | QBP | TFL | No | Yds | Lg | TD | PD | FF | FR | Yds | SpT |
|------------|-----------|----|----|-----|------|------|-----|-----|-----|-----|----|-----|----|----|----|----|----|-----|-----|
| 2016 | Tennessee | 4 | 0 | 1 | 1 | 0 | 0.0 | 0.0 | 0 | 0 | 0 | 0 | 0 | 0 | 0 | 0 | 0 | 0 | 1 |
| 2017 | Tennessee | 3 | 0 | 0 | 0 | 0 | 0.0 | 0.0 | 0 | 0 | 0 | 0 | 0 | 0 | 1 | 0 | 0 | 0 | 0 |
| NFL Totals | | 7 | 0 | 1 | 1 | 0 | 0.0 | 0.0 | 0 | 0 | 0 | 0 | 0 | 0 | 1 | 0 | 0 | 0 | 1 |

PLAYOFFS

| YEAR | | OFFENSE | | | | | | | | | | DEFENSE | | | | | SPECIAL | | | | |
|------------|-----------|---------|----|-----|------|------|-----|-----|-----|-----|----|---------|----|----|----|----|---------|-----|-----|--|--|
| Year | Team | GP | GS | Tot | Solo | Asst | Sk | Yds | QBP | TFL | No | Yds | Lg | TD | PD | FF | FR | Yds | SpT | | |
| 2017 | Tennessee | 2 | 0 | 0 | 0 | 0 | 0.0 | 0.0 | 0 | 0 | 0 | 0 | - | 0 | 0 | 0 | 0 | 0 | 0 | | |
| NFL Totals | | 2 | 0 | 0 | 0 | 0 | 0.0 | 0.0 | 0 | 0 | 0 | 0 | - | 0 | 0 | 0 | 0 | 0 | 0 | | |

Single-Game Highs

Tackles - 1 at Jacksonville (12/24/16)

Pass Defensed - 1 vs. Jacksonville (12/31/17)

Special Teams Tackles - 1 vs. Houston (1/1/17)



35 CURTIS RILEY

DEFENSIVE BACK • 6'0" • 190 LBS • COLLEGE: FRESNO STATE

ACQUIRED: FREE AGENT - 2015 • NFL EXPERIENCE (NFL/TITANS): 3/3

HOMETOWN: ORLANDO, FLA.

GAMES PLAYED/GAMES STARTED: 11/0 (PLAYOFFS: 0/0)



PRO: The Titans signed Curtis Riley as a rookie free agent following the 2015 NFL Draft. The 6-foot, 190-pound defensive back spent his entire rookie campaign on injured reserve after hurting his ankle in training camp. In his second season, Riley made his NFL debut Week 5 and saw action in four contests on special teams. In his third season, he will compete as a reserve defensive back and special teams contributor.

CAREER HIGHLIGHTS:

- In 2016, made his NFL debut in Week 5 at Miami (10/9) on special teams.

TITANS TIDBITS:

- While out of college in 2011, Riley worked at Family Dollar in Orlando to help his mother pay the bills.

CAREER TRANSACTIONS:

- The Orlando, Fla., native was signed by the Titans as an undrafted free agent on May 11, 2015.
- Waived injured by the Titans on Aug. 10, 2015 and subsequently reverted to injured reserve.
- Waived by the Titans on Sept. 3, 2016 and signed to the team's practice squad a day later.
- Signed by the Titans to their active roster from the practice squad on Sept. 22, 2016.

SEASON RECAPS:

2017 (7/0, 0/0): Played in seven games as a reserve and notched 13 tackles, an interception, a quarterback pressure, two passes defended and two special teams stops. Was inactive for nine games and both postseason contests. Registered his first career interception at Jacksonville (9/17/17). Tied for the team lead in passes defended twice in 2017 (at JAX, vs. LAR).

- Against Oakland (9/10), was inactive.
- At Jacksonville (9/17), made his season debut as a reserve defensive back and collected three tackles and his first career interception. Intercepted a Blake Bortles pass that was initially deflected by Avery Williamson in the second quarter.
- Against Seattle (9/24), saw action as a reserve at safety and notched a tackle.
- At Houston (10/1), played as a reserve at safety and tallied a career-high five tackles and a quarterback pressure.
- At Miami (10/8), saw action as a reserve at safety and on special teams. Totaled a tackle on defense and a stop on special teams.
- Against Indianapolis (10/16), played as a reserve at safety and recorded two tackles. Notched a special teams tackle on coverage units.
- At Cleveland (10/22), saw action as a reserve at safety and posted a tackle.
- Against Baltimore (11/5), was inactive.
- Against Cincinnati (11/12), was inactive.
- At Pittsburgh (11/16), was inactive.
- At Indianapolis (11/26), was inactive.
- Against Houston (12/3), was inactive.
- At Arizona (12/10), was inactive.
- At San Francisco (12/17), was inactive.
- Against Los Angeles Rams (12/24), played as a reserve on special teams. Batted down a Johnny Hekker pass intended for Michael Thomas on a fake punt early in the first quarter.
- Against Jacksonville (12/31), was inactive.
- At Kansas City (1/6), was inactive.
- At New England (1/13), was inactive.

2016 (4/0): Saw action as a reserve in four games primarily on special teams. Was inactive for 10 games. Spent the first two weeks on the Titans' practice squad. Appeared in his first career NFL game at Miami (10/9).

- At Miami (10/9), made his NFL debut as a reserve on special teams.
- Against Jacksonville (10/27), played as a reserve on special teams.
- At San Diego (11/6), saw action as a reserve on special teams.
- At Chicago (11/27), played as a reserve on special teams.

2015 (0/0): Spent his entire rookie season on injured reserve (ankle).

COLLEGE:

- Played in 26 games with 19 starts in two seasons at Fresno State, following previous stops at Mars Hill College (2010) and Fullerton College (2012). Totaled 106 tackles, 10 tackles for loss, one interception, 16 passes defended, two forced fumbles, one fumble recovery, two quarterback hurries and one sack during his time at Fresno State.
- As a senior (2014), played in 13 of the team's 14 games, missing the Hawai'i Bowl with a foot injury. Made eight starts on the season at cornerback. His 53 tackles ranked ninth on the team. Had 4.5 tackles for a loss on the season, the second most from any defensive back on the team. Also recorded one sack, forced and recovered one fumble on the year and had a team-high eight pass breakups. Invited to play in the 2015 East-West Shrine Game, but was unable to participate due to injury.
- As a junior (2013), played in all 13 games, starting the first 11 of the season. Recorded 53 tackles, 5.5 tackles for loss, an interception, a forced fumble and a quarterback hurry. Tied for the team lead with eight pass breakups. Posted a season-high of six tackles in six different games.
- As a sophomore (2012), enrolled at Fullerton College but was not eligible for games due to credits not transferring from Mars Hill. Competed with the track and field team during the spring (4x400 relay, 4x100 relay and long jump).
- Was not enrolled in 2011.
- As a freshman (2010), played at Division II Mars Hill (N.C.) College and recorded 52 tackles, two interceptions and one tackle for a loss.
- Majored in journalism and mass communications at Fresno State.

PERSONAL:

- Played quarterback as a senior at University (Orlando, Fla.) High School, where he was named his team's offensive MVP and was selected as a Central Florida Top 100 player.
- As a high school junior, was a starting quarterback and safety.
- Also was on the basketball and track teams in high school.
- Follow Riley on Instagram and Twitter at @curtis35riley.
- Born Curtis Kaazim Riley Jr. on July 18, 1992 in White Plains, N.Y.

CURTIS RILEY'S GAME-BY-GAME

2016 Tennessee Titans

| Date | Opp | W/L | P/S | Tot | Solo | Asst | Sk | - Yds | QBP | TFL | Int | - Yds | -TD | PD | FF | FR | - Yds | SpT |
|---------|-------|-----|-----|-----|------|------|-----|-------|-----|-----|-----|-------|-----|----|----|----|-------|-----|
| Sept 11 | Min | | | | | | | | | | | | | | | | | |
| Sept 18 | @ Det | | | | | | | | | | | | | | | | | |
| Sept 25 | Oak | L | IA | | | | | | | | | | | | | | | |
| Oct 2 | @ Hou | L | IA | | | | | | | | | | | | | | | |
| Oct 9 | @ Mia | W | p | 0 | 0 | 0 | 0.0 | 0.0 | 0 | 0 | 0 | 0 | 0 | 0 | 0 | 0 | 0 | 0 |
| Oct 16 | Cle | W | IA | | | | | | | | | | | | | | | |
| Oct 23 | Ind | L | IA | | | | | | | | | | | | | | | |
| Oct 27 | Jax | W | p | 0 | 0 | 0 | 0.0 | 0.0 | 0 | 0 | 0 | 0 | 0 | 0 | 0 | 0 | 0 | 0 |
| Nov 6 | @ SD | L | p | 0 | 0 | 0 | 0.0 | 0.0 | 0 | 0 | 0 | 0 | 0 | 0 | 0 | 0 | 0 | 0 |
| Nov 13 | GB | W | IA | | | | | | | | | | | | | | | |
| Nov 20 | @ Ind | L | IA | | | | | | | | | | | | | | | |
| Nov 27 | @ Chi | W | p | 0 | 0 | 0 | 0.0 | 0.0 | 0 | 0 | 0 | 0 | 0 | 0 | 0 | 0 | 0 | 0 |
| Dec 11 | Den | W | IA | | | | | | | | | | | | | | | |
| Dec 18 | @ KC | W | IA | | | | | | | | | | | | | | | |
| Dec 24 | @ Jax | L | IA | | | | | | | | | | | | | | | |
| Jan 1 | Hou | W | IA | | | | | | | | | | | | | | | |
| Totals | | 9-7 | 4/0 | 0 | 0 | 0 | 0.0 | 0.0 | 0 | 0 | 0 | 0 | 0 | 0 | 0 | 0 | 0 | 0 |

Practice Squad
Signed to the active roster on Sept. 22, 2016

2017 Tennessee Titans

| Date | Opp | W/L | P/S | Tot | Solo | Asst | Sk | - Yds | QBP | TFL | Int | - Yds | -TD | PD | FF | FR | - Yds | SpT |
|----------|-------|-----|-----|-----|------|------|-----|-------|-----|-----|-----|-------|-----|----|----|----|-------|-----|
| Sept 10 | Oak | L | IA | | | | | | | | | | | | | | | |
| Sept 17 | @ Jax | W | p | 3 | 0 | 3 | 0.0 | 0.0 | 0 | 0 | 1 | 2 | 0 | 1 | 0 | 0 | 0 | 0 |
| Sept 24 | Sea | W | p | 1 | 0 | 1 | 0.0 | 0.0 | 0 | 0 | 0 | 0 | 0 | 0 | 0 | 0 | 0 | 0 |
| Oct 1 | @ Hou | L | p | 5 | 5 | 0 | 0.0 | 0.0 | 1 | 0 | 0 | 0 | 0 | 0 | 0 | 0 | 0 | 0 |
| Oct 8 | @ Mia | L | p | 1 | 0 | 1 | 0.0 | 0.0 | 0 | 0 | 0 | 0 | 0 | 0 | 0 | 0 | 0 | 1 |
| Oct 16 | Ind | W | p | 2 | 2 | 0 | 0.0 | 0.0 | 0 | 0 | 0 | 0 | 0 | 0 | 0 | 0 | 0 | 1 |
| Oct 22 | @ Cle | W | p | 1 | 1 | 0 | 0.0 | 0.0 | 0 | 0 | 0 | 0 | 0 | 0 | 0 | 0 | 0 | 0 |
| Nov 5 | Bal | W | IA | | | | | | | | | | | | | | | |
| Nov 12 | Cin | W | IA | | | | | | | | | | | | | | | |
| Nov 16 | @ Pit | L | IA | | | | | | | | | | | | | | | |
| Nov 26 | @ Ind | W | IA | | | | | | | | | | | | | | | |
| Dec 3 | Hou | W | IA | | | | | | | | | | | | | | | |
| Dec 10 | @ Ari | L | IA | | | | | | | | | | | | | | | |
| Dec 17 | @ SF | L | IA | | | | | | | | | | | | | | | |
| Dec 24 | LAR | L | p | 0 | 0 | 0 | 0.0 | 0.0 | 0 | 0 | 0 | 0 | 0 | 1 | 0 | 0 | 0 | 0 |
| Dec 31 | Jax | W | IA | | | | | | | | | | | | | | | |
| Totals | | 9-7 | 7/0 | 13 | 8 | 5 | 0.0 | 0.0 | 1 | 0 | 1 | 2 | 0 | 2 | 0 | 0 | 0 | 2 |
| Playoffs | | | | | | | | | | | | | | | | | | |
| Jan 6 | @ KC | W | IA | | | | | | | | | | | | | | | |
| Jan 13 | @ NE | L | IA | | | | | | | | | | | | | | | |
| Totals | | 1-1 | 0/0 | 0 | 0 | 0 | 0.0 | 0.0 | 0 | 0 | 0 | 0 | 0 | 0 | 0 | 0 | 0 | 0 |

CURTIS RILEY'S NFL STATISTICS

REGULAR SEASON

| Year | Team | GP | GS | TACKLES | | | | | | | INTERCEPTIONS | | | | | FUMBLES | | | |
|------------|-----------|----|----|---------|------|------|-----|-----|-----|-----|---------------|-----|----|----|----|---------|----|-----|-----|
| | | | | Tot | Solo | Asst | Sk | Yds | QBP | TFL | No | Yds | Lg | TD | PD | FF | FR | Yds | SpT |
| 2015 | Tennessee | 0 | 0 | | | | | | | | | | | | | | | | |
| 2016 | Tennessee | 4 | 0 | 0 | 0 | 0 | 0.0 | 0.0 | 0 | 0 | 0 | 0 | 0 | 0 | 0 | 0 | 0 | 0 | 0 |
| 2017 | Tennessee | 7 | 0 | 13 | 8 | 5 | 0.0 | 0.0 | 1 | 0 | 1 | 2 | 2 | 0 | 2 | 0 | 0 | 0 | 2 |
| NFL Totals | | 11 | 0 | 13 | 8 | 5 | 0.0 | 0.0 | 1 | 0 | 1 | 2 | 2 | 0 | 2 | 0 | 0 | 0 | 2 |

PLAYOFFS

| Year | Team | GP | GS | TACKLES | | | | | | | INTERCEPTIONS | | | | | FUMBLES | | | |
|------------|-----------|----|----|---------|------|------|-----|-----|-----|-----|---------------|-----|----|----|----|---------|----|-----|-----|
| | | | | Tot | Solo | Asst | Sk | Yds | QBP | TFL | No | Yds | Lg | TD | PD | FF | FR | Yds | SpT |
| 2017 | Tennessee | 0 | 0 | 0 | 0 | 0 | 0.0 | 0.0 | 0 | 0 | 0 | 0 | - | 0 | 0 | 0 | 0 | 0 | 0 |
| NFL Totals | | 0 | 0 | 0 | 0 | 0 | 0.0 | 0.0 | 0 | 0 | 0 | 0 | - | 0 | 0 | 0 | 0 | 0 | 0 |

Single-Game Highs

Tackles - **5 at Houston (10/1/17)**

Interceptions - **1 at Jacksonville (9/17/17)**

Special Teams Tackles - **1 (Twice, last vs. Indianapolis (10/16/17))**



26 LOGAN RYAN

CORNERBACK • 5'11" • 195 LBS • COLLEGE: RUTGERS

ACQUIRED: UNRESTRICTED FREE AGENT (NEW ENGLAND) - 2017

NFL EXPERIENCE (NFL/TITANS): 5/1 • HOMETOWN: VOORHEES, N.J.

GAMES PLAYED/GAMES STARTED: 79/55 (PLAYOFFS: 12/7)



Super Bowl: 2014, 2016

PRO: The Titans entered the 2017 NFL free agency period looking to add leadership and experience to their secondary. The club found just that when they signed two-time Super Champion Logan Ryan as an unrestricted free agent on March 11, 2017. The 5-foot-11-inch, 195-pounder arrived in Tennessee having collected 14 total interceptions in four seasons (2013-16) with the New England Patriots. The Rutgers product was originally drafted by the Patriots in the third round (83rd overall) of the 2013 NFL Draft.

CAREER HIGHLIGHTS:

- Ryan is a two-time Super Bowl champion, having captured the title with the New England Patriots in 2014 and 2016.
- In 2016, Ryan posted 92 tackles, two interceptions, a sack, 11 passes defended, three quarterback pressures and a forced fumble. He started all three postseason games and collected 22 tackles, an interception, a sack, four passes defended and a quarterback hit.
- In 2015, Ryan collected 82 tackles, a team-high four interceptions and 14 passes defended.
- In 2013, Ryan led all rookies and finished tied for the AFC lead with five interceptions.

TITANS TIDBITS:

- While taking wedding photos in the St. Lucian town of Soufriere, Logan and his wife, Ashley, came across a bunch of stray dogs. One dog in particular followed them through the streets and impacted the couple. When the newlyweds flew back home, they were determined to help in any way possible. The couple donated money to @helpaws, a St. Lucian-based dog rescue, and encouraged all friends and family that instead of giving wedding gifts to make donations. The company later reached out and based on a picture the couple posted on social media, they found the particular dog, named her Logan, and part of the donation paid for her spay.
- During the 2017 offseason, Ryan and N.Y. Giants cornerback Eli Apple hosted their first #ThursdayNightLights Football Camp on June 29. The free event for ages 8-18 was funded by the two Eastern High School grads. The night was filled with football, celebrity guests, music, and took place on the high school field where both players put in countless hours to get to where they are today.
- In June 2017, Ryan surprised his big brother, Jordan, by paying off his student loans for his 29th birthday. Logan cut a check for \$82,000 to the American Education Services to cover Jordan's loans from earning his engineering degree from Drexel University. "My man got accepted to college, graduated with honors, and now works as an engineer. He did everything the right way and still lived with a ridiculous amount of student loan debt. The system is broke and makes no sense. I'm fortunate and blessed to be able to take care of that for him."
- When Ryan decided to leave Rutgers and enter the NFL Draft after his redshirt junior season in 2012, he made a promise to his parents that after his rookie year, he would return to school and earn his degree. Ryan kept his promise and graduated in the spring of 2014 with a degree in labor relations and a minor in psychology. "I committed to Rutgers, not only as a football player, but as a student, so I was going to make sure I finished that end too. It's a big accomplishment in my life. I held my word to my parents and stuck with it and I'm fortunate. It took a lot of work, but I was able to go back and finish and walk in graduation."

CAREER TRANSACTIONS:

- The Voorhees, N.J., native was originally selected by the New England Patriots in the third round (83rd overall) of the 2013 NFL Draft.
- Signed by the Titans as a unrestricted free agent on March 11, 2017.

SEASON RECAPS:

2017 (15/15, 2/2 - Tennessee): Started 15 games at cornerback in his first season with the Titans and ranked third on the team with 14 passes defended. Registered 73 tackles, two quarterback pressures, two stops for loss and a forced fumble. Was inactive for one contest. Started at cornerback in both postseason contests and tallied 12 tackles, a pass defended and a stop for loss. Led or tied for the team lead in passes defended three times in 2017 (vs. SEA, vs. IND, vs. HOU). Led the team in tackles once in 2017 (at NE).

- Against Oakland (9/10), started at cornerback in his Titans debut and posted four tackles and a forced fumble. Forced an Amari Cooper fumble that went out of bounds in the third quarter.
- At Jacksonville (9/17), started at cornerback and collected eight tackles.
- Against Seattle (9/24), started at cornerback and notched eight tackles and a team-high three passes defended. Broke up a first-and-goal pass intended for Doug Baldwin late in the second quarter. Batted down a pass intended for Jimmy Graham in the end zone in the fourth quarter. Knocked down a third-and-six pass intended for Tyler Lockett in the fourth quarter.
- At Houston (10/1), started at cornerback and tallied six tackles. Stuffed D'Onta Foreman for no gain on a rush off left guard in the final stanza.
- At Miami (10/8), started at cornerback and totaled two tackles, including a stop for loss. Ended a Dolphins' drive by stopping Jakeem Grant for a one-yard loss on a short, third-and-17 yard pass in the third stanza. Combined with Derrick Morgan to stuff Jay Ajayi for a two-yard loss on a rush off right tackle in the fourth quarter.
- Against Indianapolis (10/16), started at cornerback and recorded three tackles, a team-high two passes defended and a stop for loss. Halted a Colts' drive by knocking down a third-and-six pass intended for T.Y. Hilton in the third quarter. Stonewalled Robert Turbin for a three-yard loss on a rush up the middle in the fourth quarter. Broke up a pass intended for Jack Doyle late in the final stanza.
- At Cleveland (10/22), started at cornerback and posted two tackles.
- Against Baltimore (11/5), started at cornerback and collected seven tackles and three passes defended. Broke up a deep pass intended for Breshad Perriman in the opening quarter. Jarred loose a pass intended for Perriman and the ball was corralled by Kevin Byard for an interception in the first stanza.
- Against Cincinnati (11/12), started at cornerback and recorded five tackles and a pass defended. Ended a Bengals' drive by breaking up a pass intended for A.J. Green on third-and-11 in the third quarter.
- At Pittsburgh (11/16), started at cornerback and notched seven tackles and two passes defended. Broke up a deep pass intended for Martavis Bryant in the second quarter.
- At Indianapolis (11/26), started at cornerback in his 75th career game and registered four tackles and two quarterback pressures.
- Against Houston (12/3), started at cornerback and produced six tackles and a team-best three passes defended before leaving the game in the third quarter with an injury. Broke up a pass intended for DeAndre Hopkins in the end zone in the first quarter. Deflected a deep pass intended for Hopkins in the third quarter.
- At Arizona (12/10), started at cornerback and tallied seven tackles.
- At San Francisco (12/17), started at cornerback and posted four tackles before leaving the game in the second quarter with an injury.
- Against Los Angeles Rams (12/24), was inactive.
- Against Jacksonville (12/31), started at cornerback.
- At Kansas City (1/6), started at cornerback and recorded a stop for loss.
- At New England (1/13), started at cornerback and led the team with 11 tackles and a pass defended. Combined with Johnathan Cyprien to stuff

Dion Lewis for a one-yard loss on a rush off right guard in the first quarter.

2016 (16/13, 3/3 - New England): Saw action in all 16 games with 13 starts and amassed 92 tackles, two interceptions, a sack, 11 passes defended, three quarterback pressures and a forced fumble. Started all three postseason games and collected 22 tackles, an interception, a sack, four passes defended and a quarterback hit.

- Against Miami (9/18), finished second on the team with seven tackles and a forced fumble at the Miami 46 that was recovered by Chris Long in the win.
- Against Buffalo (10/2), led the team with a career-best 17 tackles.
- At San Francisco (11/20), recorded three tackles and two passes defended starting at right cornerback in the win.
- At N.Y. Jets (11/27), led the team with seven tackles and added two passes defended in the win.
- Against Los Angeles (12/4), sacked quarterback Jared Goff for a loss of 12.5 yards in the second quarter of the win for his first sack since he recorded 1.5 sacks as a rookie in 2013.
- At Denver (12/18), led the team with seven tackles while also adding an interception and a pass defended in the win.
- At Miami (1/1), started at cornerback and had a team-leading seven tackles to go along with an interception and a pass defended in the win.
- Against Houston (1/14), picked off Brock Osweiler for a 23-yard return in the fourth quarter of the Divisional Round game. Added a five-yard sack of Osweiler to go along with seven total tackles and three passes defended.
- Against Pittsburgh (1/22), started at cornerback and led the team with nine tackles, while also contributing a pass defense in the AFC Championship game.
- Against Atlanta (2/5), started at cornerback and tied for the team lead with six tackles in the victory over the Falcons in Super Bowl LI.

2015 (16/14, 2/2 - New England): Played in all 16 regular season contests with 14 starts at cornerback and accumulated 82 tackles, a team-high four interceptions and 14 passes defended. Started both playoff games and accumulated 14 tackles and one pass defended.

- At Buffalo (9/20), registered four tackles and an interception late in the fourth quarter that helped New England seal the victory.
- At Indianapolis (10/18), started at right cornerback, and played every defensive snap in the win while recording a single-game, career-high 11 tackles and one pass defended.
- Against Miami (10/29), started at right cornerback and recorded eight tackles, one pass defended and an interception that set up a Patriots field goal in the win.
- Against Kansas City (1/16), made his first postseason start and recorded nine tackles in the Divisional playoff victory.

2014 (16/6, 3/0 - New England): Played all 16 regular season games with six starts and compiled 36 tackles, two interceptions, six passes defended, one forced fumble and eight special teams tackles. Appeared in all three playoff games as a reserve and made four tackles, one pass defended and forced one fumble.

- At Miami (9/7), rotated in at defensive back in the season opener and forced his second career fumble that was recovered by Darrelle Revis in Patriots territory to prevent a Miami scoring drive.
- At Minnesota (9/14), started at cornerback and recorded his first interception of the season off Matt Cassel that led to a Patriots field goal in the win.
- Against Detroit (11/23), intercepted a Matthew Stafford pass intended for Golden Tate in the win.
- Against Baltimore (1/10), posted one tackle and forced a fumble in the AFC Divisional win.
- Against Seattle (2/1), posted one tackle and one pass defended in the Super Bowl XLIX win.

2013 (16/7, 2/0 - New England): Played all 16 regular season games with seven starts and posted 41 tackles, 1.5 sacks, five interceptions for 82 return yards and one touchdown, 10 passes defended and one forced fumble. Played in both postseason games as a reserve and registered 12 tackles. Led all NFL rookies and tied for the AFC lead with a team-high five interceptions.

- Against New Orleans (10/13), made his first career start.
- At N.Y. Jets (10/20), returned his first career interception 79 yards for a touchdown. Also collected four tackles.
- Against Miami (10/27), forced a fumble on his first NFL sack. Strip-sacked Ryan Tannehill, forcing a fumble that was recovered by Rob

Ninkovich deep in Miami territory. New England scored a touchdown three plays later. Finished the game with four tackles, 1.5 sacks for 18 yards, one pass defended and one forced fumble.

- Against Denver (11/24), started as the nickel cornerback and intercepted a Peyton Manning pass early in the fourth quarter that led to a touchdown. Also posted four tackles.
- At Houston (12/1), intercepted a pass for the second straight game and made three tackles.
- At Baltimore (12/22), picked off two passes for the first two interception game of his career. The offense turned the interceptions into 10 points en route to a 41-7 win.

COLLEGE:

- Started 27 of 37 games at cornerback for Rutgers and recorded 170 career tackles with a half sack, 11 stops for losses of 49 yards and a quarterback pressure. Also forced two fumbles and recovered four others, returning one 18 yards. Deflected 39 passes and made seven interceptions for 73 yards in returns, including one touchdown.
- Earned first team All-American honors (Pro Football Weekly) and second-team All-America accolades from The NFL Draft Report, All-Big East Conference.
- As a junior (2012), started all 13 games, recording 94 tackles, 17 pass breakups and four interceptions. Named to All-Big East first team at cornerback and was named a semifinalist for the Jim Thorpe Award, given annually to college football's top defensive back. Earned Axe Player of the Year at RU banquet. Was a three-time member of the Big East All-Academic Football Team.
- As a sophomore (2011), started all 13 games and recorded 67 tackles, including 5.5 tackles for loss and a half sack. Named All-Big East second team for his efforts. Was a member of the Big East All-Academic Football Team.
- As a redshirt freshman (2010), appeared in 11 games at cornerback and posted nine tackles. Named a member of the Big East All-Academic Football Team.
- In 2009, reshirted in his first year with the Scarlet Knights.
- Majored in labor studies at Rutgers.

PERSONAL:

- Married to Ashley, and the couple has a daughter, Avery.
- Played both quarterback and cornerback at Eastern High School. Was rated the No. 1 cornerback in New Jersey by Rivals.com and ranked as the No. 9 overall prospect in New Jersey by Rivals.com and the No. 15 cornerback prospect nationally by ESPN.com.
- As a senior, threw for 1,070 yards and eight touchdowns and rushed for 699 yards and nine touchdowns while running a spread offense. Also tallied 43 tackles, two tackles for loss and five interceptions in earning South Jersey Player of the Year Defensive honors from the Philadelphia Inquirer.
- During his final two scholastic campaigns, Ryan threw for more than 2,500 yards and accounted for 35 total touchdowns in guiding Eastern to a 16-5 record and consecutive state playoff berths.
- Follow Ryan on Twitter and Instagram at @realloganryan.
- Born Logan Daniel Ryan on Feb. 9, 1991 in Berlin, N.J.

LOGAN RYAN'S GAME-BY-GAME

2013 New England Patriots

| Date | Opp | W/L | P/S | Tot Solo Asst | Sk - Yds | QBP | TFL | Int - Yds | -TD | PD | FF | FR - Yds | SpT |
|-----------------|-------------|-------------|-----|----------------|-----------------|-----------|-----------|---------------|---------------|--------------|--------------|--------------|------------|
| Sept 8 | @ Buf | W | p | 0 0 0 | 0.0 0.0 | NA | NA | 0 0 0 | 0 0 0 | 0 0 0 | 0 0 0 | 0 0 0 | 0 0 |
| Sept 12 | NYJ | W | p | 0 0 0 | 0.0 0.0 | NA | NA | 0 0 0 | 0 0 0 | 0 0 0 | 0 0 0 | 0 0 0 | 0 0 |
| Sept 22 | TB | W | p | 3 2 1 | 0.0 0.0 | NA | NA | 0 0 0 | 0 0 0 | 0 0 0 | 0 0 0 | 0 0 0 | 0 0 |
| Sept 29 | @ Atl | W | p | 3 2 1 | 0.0 0.0 | NA | NA | 0 0 0 | 0 0 0 | 0 0 0 | 0 0 0 | 0 0 0 | 0 0 |
| Oct 6 | @ Cin | L | p | 3 2 1 | 0.0 0.0 | NA | NA | 0 0 0 | 0 0 0 | 0 0 0 | 0 0 0 | 0 0 0 | 0 0 |
| Oct 13 | NO | W | S | 0 0 0 | 0.0 0.0 | NA | NA | 0 0 0 | 0 0 0 | 0 0 0 | 0 0 0 | 0 0 0 | 0 0 |
| Oct 20 | @ NYJ | L | S | 4 4 0 | 0.0 0.0 | NA | NA | 1 79 1 | 1 0 0 | 0 0 0 | 0 0 0 | 0 0 0 | 0 0 |
| Oct 27 | Mia | W | p | 4 4 0 | 1.5 14.0 | NA | NA | 0 0 0 | 0 1 1 | 0 0 0 | 0 0 0 | 0 0 0 | 0 0 |
| Nov 3 | Pit | W | p | 3 3 0 | 0.0 0.0 | NA | NA | 0 0 0 | 0 0 0 | 0 0 0 | 0 0 0 | 0 0 0 | 0 0 |
| Nov 18 | @ Car | L | p | 0 0 0 | 0.0 0.0 | NA | NA | 0 0 0 | 0 1 0 | 0 0 0 | 0 0 0 | 0 0 0 | 0 0 |
| Nov 24 | Den | W | S | 4 3 1 | 0.0 0.0 | NA | NA | 1 0 0 | 0 1 0 | 0 0 0 | 0 0 0 | 0 0 0 | 0 0 |
| Dec 1 | @ Hou | W | S | 3 3 0 | 0.0 0.0 | NA | NA | 1 2 0 | 2 0 0 | 0 0 0 | 0 0 0 | 0 0 0 | 0 0 |
| Dec 8 | Cle | W | S | 5 3 2 | 0.0 0.0 | NA | NA | 0 0 0 | 0 0 0 | 0 0 0 | 0 0 0 | 0 0 0 | 0 0 |
| Dec 15 | @ Mia | L | p | 2 1 1 | 0.0 0.0 | NA | NA | 0 0 0 | 0 1 0 | 0 0 0 | 0 0 0 | 0 0 0 | 0 0 |
| Dec 22 | @ Bal | W | S | 1 0 1 | 0.0 0.0 | NA | NA | 2 1 0 | 3 0 0 | 0 0 0 | 0 0 0 | 0 0 0 | 0 0 |
| Dec 29 | Buf | W | S | 6 6 0 | 0.0 0.0 | NA | NA | 0 0 0 | 0 0 0 | 0 0 0 | 0 0 0 | 0 0 0 | 0 0 |
| Totals | 12-4 | 16/7 | | 41 33 8 | 1.5 14.0 | NA | NA | 5 82 1 | 10 1 0 | 1 0 0 | 0 0 0 | 0 0 0 | 0 0 |
| Playoffs | | | | | | | | | | | | | |
| Jan 11 | Ind | W | p | 4 4 0 | 0.0 0.0 | NA | NA | 0 0 0 | 0 0 0 | 0 0 0 | 0 0 0 | 0 0 0 | 0 0 |
| Jan 19 | @ Den | L | p | 8 5 3 | 0.0 0.0 | NA | NA | 0 0 0 | 0 0 0 | 0 0 0 | 0 0 0 | 0 0 0 | 0 0 |
| Totals | 1-1 | 2/0 | | 12 9 3 | 0.0 0.0 | NA | NA | 0 0 0 | 0 0 0 | 0 0 0 | 0 0 0 | 0 0 0 | 0 0 |

2014 New England Patriots

| Date | Opp | W/L | P/S | Tot Solo Asst | Sk - Yds | QBP | TFL | Int - Yds | -TD | PD | FF | FR - Yds | SpT |
|-----------------|-------------|-------------|-----|-----------------|----------------|-----------|-----------|--------------|--------------|--------------|--------------|--------------|------------|
| Sept 7 | @ Mia | L | p | 1 1 0 | 0.0 0.0 | NA | NA | 0 0 0 | 0 0 0 | 0 0 0 | 0 0 0 | 0 0 1 | 0 1 |
| Sept 14 | @ Min | W | S | 2 2 0 | 0.0 0.0 | NA | NA | 1 0 0 | 2 0 0 | 0 0 0 | 0 0 0 | 0 0 0 | 0 0 |
| Sept 21 | Oak | W | S | 4 3 1 | 0.0 0.0 | NA | NA | 0 0 0 | 0 1 0 | 0 0 0 | 0 0 0 | 0 0 0 | 0 0 |
| Sept 29 | @ KC | L | S | 2 2 0 | 0.0 0.0 | NA | NA | 0 0 0 | 0 0 0 | 0 0 0 | 0 0 0 | 0 0 0 | 0 0 |
| Oct 5 | Cin | W | p | 1 1 0 | 0.0 0.0 | NA | NA | 0 0 0 | 0 0 0 | 0 0 0 | 0 0 0 | 0 0 3 | 0 3 |
| Oct 12 | @ Buf | W | p | 0 0 0 | 0.0 0.0 | NA | NA | 0 0 0 | 0 0 0 | 0 0 0 | 0 0 0 | 0 0 0 | 0 0 |
| Oct 16 | NYJ | W | p | 4 2 2 | 0.0 0.0 | NA | NA | 0 0 0 | 0 0 0 | 0 0 0 | 0 0 0 | 0 0 0 | 0 0 |
| Oct 26 | Chi | W | S | 4 3 1 | 0.0 0.0 | NA | NA | 0 0 0 | 0 0 0 | 0 0 0 | 0 0 0 | 0 0 0 | 0 0 |
| Nov 2 | Den | W | p | 0 0 0 | 0.0 0.0 | NA | NA | 0 0 0 | 0 0 0 | 0 0 0 | 0 0 0 | 0 0 1 | 0 1 |
| Nov 16 | @ Ind | W | p | 3 2 1 | 0.0 0.0 | NA | NA | 0 0 0 | 0 2 0 | 0 0 0 | 0 0 0 | 0 0 0 | 0 0 |
| Nov 23 | Det | W | p | 1 0 1 | 0.0 0.0 | NA | NA | 1 0 0 | 0 1 0 | 0 0 0 | 0 0 0 | 0 0 0 | 0 0 |
| Nov 30 | @ GB | L | S | 3 2 1 | 0.0 0.0 | NA | NA | 0 0 0 | 0 0 0 | 0 0 0 | 0 0 0 | 0 0 0 | 0 0 |
| Dec 7 | @ SD | W | p | 0 0 0 | 0.0 0.0 | NA | NA | 0 0 0 | 0 0 0 | 0 0 0 | 0 0 0 | 0 0 1 | 0 1 |
| Dec 14 | Mia | W | p | 2 2 0 | 0.0 0.0 | NA | NA | 0 0 0 | 0 0 0 | 0 0 0 | 0 0 0 | 0 0 0 | 0 0 |
| Dec 21 | @ NYJ | W | p | 4 2 2 | 0.0 0.0 | NA | NA | 0 0 0 | 0 0 0 | 0 0 0 | 0 0 0 | 0 0 1 | 0 1 |
| Dec 28 | Buf | L | S | 5 2 3 | 0.0 0.0 | NA | NA | 0 0 0 | 0 0 0 | 0 0 0 | 0 0 0 | 0 0 0 | 0 0 |
| Totals | 12-4 | 16/6 | | 36 24 12 | 0.0 0.0 | NA | NA | 2 0 0 | 6 0 0 | 0 0 0 | 0 0 0 | 0 0 8 | 8 |
| Playoffs | | | | | | | | | | | | | |
| Jan 10 | Bal | W | p | 1 1 0 | 0.0 0.0 | NA | NA | 0 0 0 | 0 0 0 | 0 1 0 | 0 0 0 | 0 0 0 | 0 0 |
| Jan 18 | Ind | W | p | 2 2 0 | 0.0 0.0 | NA | NA | 0 0 0 | 0 0 0 | 0 0 0 | 0 0 0 | 0 0 0 | 0 0 |
| Feb 1 | Sea | W | p | 1 1 0 | 0.0 0.0 | NA | NA | 0 0 0 | 0 1 0 | 0 0 0 | 0 0 0 | 0 0 0 | 0 0 |
| Totals | 3-0 | 3/0 | | 4 4 0 | 0.0 0.0 | NA | NA | 0 0 0 | 1 1 0 | 0 0 0 | 0 0 0 | 0 0 0 | 0 0 |

2015 New England Patriots

| Date | Opp | W/L | P/S | Tot Solo Asst | Sk - Yds | QBP | TFL | Int - Yds | -TD | PD | FF | FR - Yds | SpT |
|---------|-------|-----|-----|---------------|----------|-----|-----|-----------|-------|-------|-------|----------|-----|
| Sept 10 | Pit | W | p | 0 0 0 | 0.0 0.0 | NA | NA | 0 0 0 | 0 0 0 | 0 0 0 | 0 0 0 | 0 0 0 | 0 0 |
| Sept 20 | @ Buf | W | p | 4 3 1 | 0.0 0.0 | NA | NA | 1 0 0 | 0 1 0 | 0 0 0 | 0 0 0 | 0 0 0 | 0 0 |
| Sept 27 | Jax | W | S | 4 4 0 | 0.0 0.0 | NA | NA | 0 0 0 | 0 0 0 | 0 0 0 | 0 0 0 | 0 0 0 | 0 0 |
| Oct 11 | @ Dal | W | S | 5 4 1 | 0.0 0.0 | NA | NA | 1 25 0 | 1 0 0 | 0 0 0 | 0 0 0 | 0 0 0 | 0 0 |
| Oct 18 | @ Ind | W | S | 11 6 5 | 0.0 0.0 | NA | NA | 0 0 0 | 0 1 0 | 0 0 0 | 0 0 0 | 0 0 0 | 0 0 |
| Oct 25 | NYJ | W | S | 5 4 1 | 0.0 0.0 | NA | NA | 0 0 0 | 0 0 0 | 0 0 0 | 0 0 0 | 0 0 0 | 0 0 |
| Oct 29 | Mia | W | S | 8 6 2 | 0.0 0.0 | NA | NA | 1 1 0 | 0 1 0 | 0 0 0 | 0 0 0 | 0 0 0 | 0 0 |
| Nov 8 | Was | W | S | 6 6 0 | 0.0 0.0 | NA | NA | 1 13 0 | 2 0 0 | 0 0 0 | 0 0 0 | 0 0 0 | 0 0 |
| Nov 15 | @ NYG | W | S | 3 3 0 | 0.0 0.0 | NA | NA | 0 0 0 | 0 1 0 | 0 0 0 | 0 0 0 | 0 0 0 | 0 0 |
| Nov 23 | Buf | W | S | 9 7 2 | 0.0 0.0 | NA | NA | 0 0 0 | 0 1 0 | 0 0 0 | 0 0 0 | 0 0 0 | 0 0 |
| Nov 29 | @ Den | L | S | 5 2 3 | 0.0 0.0 | NA | NA | 0 0 0 | 0 4 0 | 0 0 0 | 0 0 0 | 0 0 0 | 0 0 |
| Dec 6 | Phi | L | S | 3 2 1 | 0.0 0.0 | NA | NA | 0 0 0 | 0 0 0 | 0 0 0 | 0 0 0 | 0 0 0 | 0 0 |

| | | | | | | | | | | | | | |
|-----------------|-------------|--------------|---|-----------------|----------------|-----------|-----------|---------------|---------------|--------------|--------------|--------------|------------|
| Dec 13 | @ Hou | W | S | 5 3 2 | 0.0 0.0 | NA | NA | 0 0 0 | 0 0 0 | 0 2 0 | 0 0 0 | 0 0 0 | 0 0 |
| Dec 20 | Ten | W | S | 7 6 1 | 0.0 0.0 | NA | NA | 0 0 0 | 0 0 0 | 0 0 0 | 0 0 0 | 0 0 0 | 0 0 |
| Dec 27 | @ NYJ | L | S | 4 3 1 | 0.0 0.0 | NA | NA | 0 0 0 | 0 0 0 | 0 0 0 | 0 0 0 | 0 0 0 | 0 0 |
| Jan 3 | @ Mia | L | S | 3 3 0 | 0.0 0.0 | NA | NA | 0 0 0 | 0 0 0 | 0 0 0 | 0 0 0 | 0 0 0 | 0 0 |
| Totals | 12-4 | 16/14 | | 82 62 20 | 0.0 0.0 | NA | NA | 4 39 0 | 14 0 0 | 0 0 0 | 0 0 0 | 0 0 0 | 0 0 |
| Playoffs | | | | | | | | | | | | | |
| Jan 16 | KC | W | S | 9 8 1 | 0.0 0.0 | NA | NA | 0 0 0 | 0 0 0 | 0 0 0 | 0 0 0 | 0 0 0 | 0 0 |
| Jan 24 | @ Den | L | S | 5 5 0 | 0.0 0.0 | NA | NA | 0 0 0 | 0 1 0 | 0 0 0 | 0 0 0 | 0 0 0 | 0 0 |
| Totals | 1-1 | 2/2 | | 14 13 1 | 0.0 0.0 | NA | NA | 0 0 0 | 1 0 0 | 0 0 0 | 0 0 0 | 0 0 0 | 0 0 |

2016 New England Patriots

| Date | Opp | W/L | P/S | Tot Solo Asst | Sk - Yds | QBP | TFL | Int - Yds | -TD | PD | FF | FR - Yds | SpT |
|-----------------|-------------|--------------|-----|-----------------|-----------------|-----------|-----------|---------------|---------------|--------------|--------------|--------------|------------|
| Sept 11 | @ Ari | W | S | 6 4 2 | 0.0 0.0 | NA | NA | 0 0 0 | 0 1 0 | 0 0 0 | 0 0 0 | 0 0 0 | 0 0 |
| Sept 18 | Mia | W | S | 7 7 0 | 0.0 0.0 | NA | NA | 0 0 0 | 0 0 0 | 0 1 0 | 0 0 0 | 0 0 0 | 0 0 |
| Sept 22 | Hou | W | S | 4 3 1 | 0.0 0.0 | NA | NA | 0 0 0 | 0 1 0 | 0 0 0 | 0 0 0 | 0 0 0 | 0 0 |
| Oct 2 | Buf | L | S | 17 14 3 | 0.0 0.0 | NA | NA | 0 0 0 | 0 0 0 | 0 0 0 | 0 0 0 | 0 0 0 | 0 0 |
| Oct 9 | @ Cle | W | S | 2 2 0 | 0.0 0.0 | NA | NA | 0 0 0 | 0 0 0 | 0 0 0 | 0 0 0 | 0 0 0 | 0 0 |
| Oct 16 | Cin | W | S | 5 5 0 | 0.0 0.0 | NA | NA | 0 0 0 | 0 0 0 | 0 0 0 | 0 0 0 | 0 0 0 | 0 0 |
| Oct 23 | @ Pit | W | p | 4 3 1 | 0.0 0.0 | NA | NA | 0 0 0 | 0 1 0 | 0 0 0 | 0 0 0 | 0 0 0 | 0 0 |
| Oct 30 | @ Buf | W | p | 4 3 1 | 0.0 0.0 | NA | NA | 0 0 0 | 0 0 0 | 0 0 0 | 0 0 0 | 0 0 0 | 0 0 |
| Nov 13 | Sea | L | S | 3 2 1 | 0.0 0.0 | NA | NA | 0 0 0 | 0 1 0 | 0 0 0 | 0 0 0 | 0 0 0 | 0 0 |
| Nov 20 | @ SF | W | S | 3 2 1 | 0.0 0.0 | NA | NA | 0 0 0 | 0 2 0 | 0 0 0 | 0 0 0 | 0 0 0 | 0 0 |
| Nov 27 | @ NYJ | W | S | 7 5 2 | 0.0 0.0 | NA | NA | 0 0 0 | 0 2 0 | 0 0 0 | 0 0 0 | 0 0 0 | 0 0 |
| Dec 4 | LA | W | S | 5 5 0 | 1.0 12.0 | NA | NA | 0 0 0 | 0 0 0 | 0 0 0 | 0 0 0 | 0 0 0 | 0 0 |
| Dec 12 | Bal | W | S | 7 5 2 | 0.0 0.0 | NA | NA | 0 0 0 | 0 0 0 | 0 0 0 | 0 0 0 | 0 0 0 | 0 0 |
| Dec 18 | @ Den | W | S | 7 7 0 | 0.0 0.0 | NA | NA | 1 46 0 | 1 0 0 | 0 0 0 | 0 0 0 | 0 0 0 | 0 0 |
| Dec 24 | NYJ | W | p | 4 1 3 | 0.0 0.0 | NA | NA | 0 0 0 | 0 1 0 | 0 0 0 | 0 0 0 | 0 0 0 | 0 0 |
| Jan 1 | @ Mia | W | S | 7 6 1 | 0.0 0.0 | NA | NA | 1 0 0 | 1 0 0 | 0 0 0 | 0 0 0 | 0 0 0 | 0 0 |
| Totals | 14-2 | 16/13 | | 92 74 18 | 1.0 12.0 | NA | NA | 2 46 0 | 11 1 0 | 0 0 0 | 0 0 0 | 0 0 0 | 0 0 |
| Playoffs | | | | | | | | | | | | | |
| Jan 14 | Hou | W | S | 7 4 3 | 1.0 5.0 | NA | NA | 1 23 0 | 3 0 0 | 0 0 0 | 0 0 0 | 0 0 0 | 0 0 |
| Jan 22 | Pit | W | S | 9 8 1 | 0.0 0.0 | NA | NA | 0 0 0 | 0 1 0 | 0 0 0 | 0 0 0 | 0 0 0 | 0 0 |
| Feb 5 | Atl | W | S | 6 4 2 | 0.0 0.0 | NA | NA | 0 0 0 | 0 0 0 | 0 0 0 | 0 0 0 | 0 0 0 | 0 0 |
| Totals | 3-0 | 3/3 | | 22 16 6 | 1.0 5.0 | NA | NA | 1 23 0 | 4 0 0 | 0 0 0 | 0 0 0 | 0 0 0 | 0 0 |

2017 Tennessee Titans

| Date | Opp | W/L | P/S | Tot | Solo | Asst | Sk | - Yds | QBP | TFL | Int - | Yds | -TD | PD | FF | FR - | Yds | SpT |
|----------|-------|-----------|-----|-----|------|------|-----|-------|-----|-----|-------|-----|-----|----|----|------|-----|-----|
| Sept 10 | Oak | L | S | 4 | 1 | 3 | 0.0 | 0.0 | 0 | 0 | 0 | 0 | 0 | 0 | 1 | 0 | 0 | 0 |
| Sept 17 | @ Jax | W | S | 8 | 8 | 0 | 0.0 | 0.0 | 0 | 0 | 0 | 0 | 0 | 0 | 0 | 0 | 0 | 0 |
| Sept 24 | Sea | W | S | 8 | 5 | 3 | 0.0 | 0.0 | 0 | 0 | 0 | 0 | 0 | 3 | 0 | 0 | 0 | 0 |
| Oct 1 | @ Hou | L | S | 6 | 6 | 0 | 0.0 | 0.0 | 0 | 0 | 0 | 0 | 0 | 0 | 0 | 0 | 0 | 0 |
| Oct 8 | @ Mia | L | S | 2 | 2 | 0 | 0.0 | 0.0 | 0 | 1 | 0 | 0 | 0 | 0 | 0 | 0 | 0 | 0 |
| Oct 16 | Ind | W | S | 3 | 2 | 1 | 0.0 | 0.0 | 0 | 1 | 0 | 0 | 0 | 2 | 0 | 0 | 0 | 0 |
| Oct 22 | @ Cle | W | S | 2 | 1 | 1 | 0.0 | 0.0 | 0 | 0 | 0 | 0 | 0 | 0 | 0 | 0 | 0 | 0 |
| Nov 5 | Bal | W | S | 7 | 5 | 2 | 0.0 | 0.0 | 0 | 0 | 0 | 0 | 0 | 3 | 0 | 0 | 0 | 0 |
| Nov 12 | Cin | W | S | 5 | 4 | 1 | 0.0 | 0.0 | 0 | 0 | 0 | 0 | 0 | 1 | 0 | 0 | 0 | 0 |
| Nov 16 | @ Pit | L | S | 7 | 5 | 2 | 0.0 | 0.0 | 0 | 0 | 0 | 0 | 0 | 2 | 0 | 0 | 0 | 0 |
| Nov 26 | @ Ind | W | S | 4 | 2 | 2 | 0.0 | 0.0 | 2 | 0 | 0 | 0 | 0 | 0 | 0 | 0 | 0 | 0 |
| Dec 3 | Hou | W | S | 6 | 5 | 1 | 0.0 | 0.0 | 0 | 0 | 0 | 0 | 0 | 3 | 0 | 0 | 0 | 0 |
| Dec 10 | @ Ari | L | S | 7 | 6 | 1 | 0.0 | 0.0 | 0 | 0 | 0 | 0 | 0 | 0 | 0 | 0 | 0 | 0 |
| Dec 17 | @ SF | L | S | 4 | 2 | 2 | 0.0 | 0.0 | 0 | 0 | 0 | 0 | 0 | 0 | 0 | 0 | 0 | 0 |
| Dec 24 | LAR | L | IA | | | | | | | | | | | | | | | |
| Dec 31 | Jax | W | S | 0 | 0 | 0 | 0.0 | 0.0 | 0 | 0 | 0 | 0 | 0 | 0 | 0 | 0 | 0 | 0 |
| Totals | | 9-7 15/15 | | 73 | 54 | 19 | 0.0 | 0.0 | 2 | 2 | 0 | 0 | 0 | 14 | 1 | 0 | 0 | 0 |
| Playoffs | | | | | | | | | | | | | | | | | | |
| Jan 6 | @ KC | W | S | 1 | 1 | 0 | 0.0 | 0.0 | 0 | 1 | 0 | 0 | 0 | 0 | 0 | 0 | 0 | 0 |
| Jan 13 | @ NE | L | S | 11 | 9 | 2 | 0.0 | 0.0 | 0 | 0 | 0 | 0 | 0 | 1 | 0 | 0 | 0 | 0 |
| Totals | | 1-1 2/2 | | 12 | 10 | 2 | 0.0 | 0.0 | 0 | 1 | 0 | 0 | 0 | 1 | 0 | 0 | 0 | 0 |

LOGAN RYAN'S NFL STATISTICS

REGULAR SEASON

| | | TACKLES | | | | | | | | | INTERCEPTIONS | | | | | FUMBLES | | | |
|-------------------|-------------|-----------|-----------|------------|------------|-----------|------------|-------------|----------|----------|---------------|------------|------------|----------|-----------|----------|----------|----------|----------|
| Year | Team | GP | GS | Tot | Solo | Asst | Sk | Yds | QBP | TFL | No | Yds | Lg | TD | PD | FF | FR | Yds | SpT |
| 2013 | New England | 16 | 7 | 41 | 33 | 8 | 1.5 | 14.0 | NA | NA | 5 | 82 | 79t | 1 | 10 | 1 | 0 | 0 | 0 |
| 2014 | New England | 16 | 6 | 36 | 24 | 12 | 0.0 | 0.0 | NA | NA | 2 | 0 | 0 | 0 | 6 | 1 | 0 | 0 | 8 |
| 2015 | New England | 16 | 14 | 82 | 62 | 20 | 0.0 | 0.0 | NA | NA | 4 | 39 | 25 | 0 | 14 | 0 | 0 | 0 | 0 |
| 2016 | New England | 16 | 13 | 92 | 74 | 18 | 1.0 | 12.0 | NA | NA | 2 | 46 | 46 | 0 | 11 | 1 | 0 | 0 | 0 |
| 2017 | Tennessee | 15 | 15 | 73 | 54 | 19 | 0.0 | 0.0 | 2 | 2 | 0 | 0 | 0 | 0 | 14 | 1 | 0 | 0 | 0 |
| NFL Totals | | 79 | 55 | 324 | 247 | 77 | 2.5 | 26.0 | 2 | 2 | 13 | 167 | 79t | 1 | 55 | 4 | 0 | 0 | 8 |

PLAYOFFS

| | | TACKLES | | | | | | | | | INTERCEPTIONS | | | | | FUMBLES | | | |
|-----------------------|-------------|-----------|----------|-----------|-----------|-----------|------------|------------|----------|----------|---------------|-----------|-----------|----------|----------|----------|----------|----------|----------|
| Year | Team | GP | GS | Tot | Solo | Asst | Sk | Yds | QBP | TFL | No | Yds | Lg | TD | PD | FF | FR | Yds | SpT |
| 2013 | New England | 2 | 0 | 12 | 9 | 3 | 0.0 | 0.0 | NA | NA | 0 | 0 | 0 | 0 | 0 | 0 | 0 | 0 | 0 |
| 2014 | New England | 3 | 0 | 4 | 4 | 0 | 0.0 | 0.0 | NA | NA | 0 | 0 | 0 | 0 | 1 | 1 | 0 | 0 | 0 |
| 2015 | New England | 2 | 2 | 14 | 13 | 1 | 0.0 | 0.0 | NA | NA | 0 | 0 | 0 | 0 | 1 | 0 | 0 | 0 | 0 |
| 2016 | New England | 3 | 3 | 22 | 16 | 6 | 1.0 | 5.0 | NA | NA | 1 | 23 | 23 | 0 | 4 | 0 | 0 | 0 | 0 |
| 2017 | Tennessee | 2 | 2 | 12 | 10 | 2 | 0.0 | 0.0 | 0 | 1 | 0 | 0 | 0 | 0 | 1 | 0 | 0 | 0 | 0 |
| Playoff Totals | | 12 | 7 | 64 | 52 | 12 | 1.0 | 5.0 | 0 | 1 | 1 | 23 | 23 | 0 | 7 | 1 | 0 | 0 | 0 |

Single-Game Highs

Tackles - 17 vs. Buffalo (10/2/16)
 Interceptions - 2 at Baltimore (12/22/13)
 Interception Long - 79t at N.Y. Jets (10/20/13)
 Sacks - 1.5 vs. Miami (10/27/13)
 Passes Defensed - 4 at Denver (11/29/15)
 Forced Fumble - **1 (Four times, last vs. Oakland 9/10/17)**

Playoff Single-Game Highs

Tackles - **11 at New England (1/13/18)**
 Interceptions - 1 vs. Houston (1/14/17)
 Interception Long - 23 vs. Houston (1/14/17)
 Sacks - 1 vs. Houston (1/14/17)
 Passes Defensed - 3 vs. Houston (1/14/17)
 Forced Fumble - 1 vs. Baltimore (1/10/14)

Additional Statistics

Touchdowns - 1, 79-yard interception return at N.Y. Jets (10/20/13)



62 BRIAN SCHWENKE

CENTER/GUARD • 6'3" • 318 LBS • COLLEGE: CALIFORNIA

ACQUIRED: FREE AGENT - 2017

NFL EXPERIENCE (NFL/TITANS): 5/5 • HOMETOWN: OCEANSIDE, CALIF.

GAMES PLAYED/GAMES STARTED: 57/30 (PLAYOFFS: 2/0)



PRO: The Titans re-signed Brian Schwenke in Week 1 of the 2017 season. A nimble athlete with a thick build, the 6-foot-3-inch, 318-pounder has appeared in 41 games with 28 starts, all for the Titans. He was originally selected by the Titans in the fourth round (107th overall) of the 2013 NFL Draft. Schwenke began his impressive post-college showing at the 2013 Senior Bowl, when he fared well in practices and started for the winning South squad. At the 2013 NFL Combine, he ranked among the event's top offensive linemen in several categories, including the three-cone drill (tied for second place at 7.31 seconds), 40-yard dash (sixth at 4.99 seconds), broad jump (tied for 10th at 108 inches) and bench press (tied for eighth with 31 reps of 225 pounds).

CAREER HIGHLIGHTS:

- In 2016, appeared in all 16 games and made three starts at left guard, the first of his career.
- In 2014, Schwenke started the first 11 games at center until his season was cut short due to injury.
- As a rookie in 2013, Schwenke started all nine contests in which he appeared at center for the Titans.
- As a senior at Cal, Schwenke played center for the first time. He started all 12 games for the Golden Bears and was named first-team All-Pac-12 by the league's coaches.

TITANS TIDBITS:

- Schwenke was an avid surfer during the time he spent living in Hawaii as a result of his father's job in the Navy.
- His father, Brian Sr., was a SERE (Survival, Evasion, Resistance and Escape) trainer in the Navy from 1990–2002.
- Schwenke spent time training prior to the 2013 NFL Draft with the Titans' eventual first-round pick, guard Chance Warmack.
- Schwenke enjoyed swimming with whale sharks on his honeymoon in Cabo in 2014. He also has enjoyed traveling to Europe, including visits to Ireland, Amsterdam, Brussels, Prague, Vienna and Budapest.
- He owns three dogs: an English bulldog named Vinny, a Dogo Argentino named Nala, and a golden doodle named Calli.

CAREER TRANSACTIONS:

- A native of Oceanside, Calif., Schwenke was selected by the Titans in the fourth round (107th overall) of the 2013 NFL Draft.
- Signed by the Indianapolis Colts as an unrestricted free agent on March 13, 2017.
- Waived by the Colts on Sept. 3, 2017.
- Signed by the Titans as a free agent on Sept. 4, 2017.

SEASON RECAPS:

- 2017 (16/2, 2/0):** Played in all 16 games with two starts at right guard. Saw action as a reserve in his first two career postseason contests.
- Against Oakland (9/10), saw limited action as a reserve on special teams.
 - At Jacksonville (9/17), played as a reserve on special teams protection units.
 - Against Seattle (9/24), saw action as a reserve on special teams.
 - At Houston (10/1), saw limited action as a reserve on extra point protection.
 - At Miami (10/8), played as a reserve on special teams field goal protection.
 - Against Indianapolis (10/16), saw action as a reserve on special teams and one snap at right guard when Josh Kline needed to leave the field for a play.
 - At Cleveland (10/22), played as a reserve at left guard after Quinton

Spain left the game briefly in the second quarter. Saw action on field goal protection.

- Against Baltimore (11/5), made his first start of the season at left guard.
- Against Cincinnati (11/12), started at left guard and helped open holes for Titans' rushers to gain 180 yards on the ground.
- At Pittsburgh (11/16), played as a reserve on special teams.
- At Indianapolis (11/26), saw action as a reserve on special teams.
- Against Houston (12/3), played as a reserve on special teams.
- At Arizona (12/10), saw limited action as a reserve on special teams.
- At San Francisco (12/17), played as a reserve on special teams.
- Against Los Angeles Rams (12/24), saw action as a reserve on special teams.
- Against Jacksonville (12/31), played as a reserve on special teams.
- At Kansas City (1/6), played limited snaps as a reserve on special teams in his first career postseason game.
- At New England (1/13), saw action as a reserve on special teams.

2016 (16/3): Appeared in all 16 games and made three starts at left guard.

- Against Indianapolis (10/23), played as a reserve at left guard after Quinton Spain left the game early in the second quarter with an injury.
- Against Jacksonville (10/27), made his first career start at left guard and opened holes for Titans' ball carriers to accumulate 214 yards on the ground. Was a part of an offensive front that did not allow a sack in 23 pass attempts.
- At San Diego (11/6), started at left guard and was a part of an offensive line that did not allow a sack on 43 pass attempts.
- Against Green Bay (11/13), started at left guard and blocked for an offense that amassed 446 total yards and six touchdowns in a 47-25 victory against the Packers.

2015 (5/5): Started five games at center before being placed on injured reserve on Oct. 20, 2015.

- At Tampa Bay (9/13), started at center and was a member of an offensive front that opened holes for Titans rushers to gain 124 yards on the ground.
- At Cleveland (9/20), started at center and helped block for Titans ball carriers to amass 166 rushing yards on 30 carries.
- Against Indianapolis (9/27), started at center and helped protect Marcus Mariota, allowing him to pass for 367 yards.
- Against Miami (10/18), started at center but left the game in the third quarter with an injury.

2014 (11/11): Started the first 11 games of the season at center. Caught one pass for six yards off a deflection. Was placed on injured reserve on Nov. 25, 2014.

- At Kansas City (9/7), started at center and helped open holes for Titans' rushers to gain 162 yards on the ground.
- At Cincinnati (9/21), started at center and helped block for Titans' rushers to gain 149 yards on 28 carries (5.3 avg.).
- Against Cleveland (10/5), started at center and helped the Titans' offense amass 410 total yards.
- Against Pittsburgh (11/17), started at center and was a part of an offensive front that did not allow a sack on 24 pass attempts.
- At Philadelphia (11/23), started at center and left the game in the fourth quarter with an injury.

2013 (9/9): Started nine games at center in his rookie campaign. Was inactive for seven games, including the first six contests. Appeared in his first career NFL game and registered the start at center against San Francisco (10/20/13).

- Against San Francisco (10/20), made his first career NFL start at center.
- At St. Louis (11/3), started at center and blocked for Titans' ball carriers to gain 198 rushing yards on 35 carries (5.7 avg.).
- Against Jacksonville (11/10), started at center before leaving the game early in the second quarter with an injury.
- At Oakland (11/24), started at center and was a part of an offensive front that protected Ryan Fitzpatrick, allowing him to throw for 320 yards and two touchdowns.
- Against Arizona (12/15), started at center and helped protect Ryan Fitzpatrick allowing him to throw for a career-high 402 yards. Recovered a Ryan Fitzpatrick fumble and rumbled for four yards in the first quarter.
- At Jacksonville (12/22), started at center and helped open holes for Titans ball carriers to accumulate 182 yards on the ground.

COLLEGE:

- In four seasons with the California Golden Bears (2009-12), he played in 48 of 50 possible games. Started 36 of 37 possible contests over his final three campaigns. Started games at three different positions during his career, making 16 starts at left guard, 12 at center and eight at right guard.
- As a senior (2012), named first-team All-Pac-12 by the league's coaches and second-team All-Pac-12 by Phil Steele in his first season as the team's starting center. Added a pair of team honors by capturing the Brick Muller Award as Cal's Most Valuable Lineman and a Cort Majors Team Captain Award. Became one of only five Cal players to start each of the team's 12 games. Moved to center for the first time at Cal during spring practice after spending most of the first three seasons of his collegiate career at guard.
- As a junior (2011), played in and started 12 of the team's 13 games at left guard, missing a contest against Washington State (11/5) due to illness that was the only missed start by the team's five starting offensive linemen all season. Totaled four pancakes, 28 knockdowns and 17 cut blocks.
- As a sophomore (2010), started all 12 games, with the first eight starts coming at left guard before he was moved to right guard for his final four starts.
- As a freshman (2009), played in 12 of 13 possible games off the bench primarily on special teams and as a reserve offensive lineman. He was one of only three true freshmen to play in 2009 along with kicker Vincenzo D'Amato and tailback Isi Sofele.
- Graduated in December 2012 with a degree in political science.

PERSONAL:

- Married to Mandi, and the couple splits time between Nashville and San Diego.
- Attended Oceanside (Calif.) High School, where he was regarded as the state of California's 60th-best overall prospect by Rivals, which also rated him the 44th-best offensive guard in the nation. Ranked as the nation's No. 9 offensive player by ESPN. Named first-team All-State, All-Area, All-County, All-San Diego Section and All-Valley League as a senior in 2008. Added All-Region accolades from both Prepstar and SuperPrep during his senior campaign for a team that finished with a 12-0-1 record and won a regular-season Valley League title, as well as a San Diego Section crown. Also played defense as a senior, contributing 17 tackles.
- As a junior in 2007, selected first-team All-Valley League, second-team All-County and second-team All-State, as his squad finished 12-1 overall and won the state title.
- Follow Schwenke on Twitter: @BrianSchwenke
- Follow Schwenke on Instagram: @bschwenke62
- One of his best friends is former University of Kentucky and current Detroit Lions guard Larry Warford.
- List of favorites: (movie) "Pulp Fiction"; (TV show) "Game of Thrones"; (actor) Tom Hardy; (music artists) Radiohead and Led Zeppelin; (books) *Harry Potter* series by J. K. Rowling and *The Lord of the Rings* series by J.R.R. Tolkien; (favorite athlete as a child) Jerome Bettis; (video games) "Halo" and "Call of Duty"; (school subject) political science; and (food) Kalua pork fried rice.
- Born Brian Max Schwenke Jr. on March 22, 1991 in Waukegan, Ill.

BRIAN SCHWENKE'S NFL STATISTICS

REGULAR SEASON

| Year | Team | GP | GS |
|-------------------|-----------|-----------|-----------|
| 2013 | Tennessee | 9 | 9 |
| 2014 | Tennessee | 11 | 11 |
| 2015 | Tennessee | 5 | 5 |
| 2016 | Tennessee | 16 | 3 |
| 2017 | Tennessee | 16 | 2 |
| NFL Totals | | 57 | 30 |

PLAYOFFS

| Year | Team | GP | GS |
|-------------------|-----------|----------|----------|
| 2017 | Tennessee | 2 | 0 |
| NFL Totals | | 2 | 0 |

Starts Breakdown:

2013 - C 9; 2014 - C 11; 2015 - C 5; 2016 - LG 3; 2017 - LG 2

Additional Career Statistics

Fumble Recovery - 1 for 4 yards (2013)

Tackles - 2 (2013), 3 (2014)

Receptions - 1 for 6 yards (at Philadelphia, 11/23/14)

Fumble - 1 (at Philadelphia, 11/23/14)



21 Da'NORRIS SEARCY

SAFETY • 5'11" • 207 LBS • COLLEGE: NORTH CAROLINA

ACQUIRED: UNRESTRICTED FREE AGENT (BUFFALO) - 2015

NFL EXPERIENCE (NFL/TITANS): 7/3 • HOMETOWN: DECATUR, GA.

GAMES PLAYED/GAMES STARTED: 107/56 (PLAYOFFS: 2/0)



PRO: At the start of the 2015 NFL free agency period, the Titans showed interest in safety Da'Norris Searcy and before the conclusion of his first day on the open market, the two sides had agreed to terms on a deal that brought the four-year veteran to Nashville. The University of North Carolina product was originally drafted by the Buffalo Bills in the fourth round of the 2011 NFL Draft. The 5-foot-11-inch, 207-pounder arrived in Tennessee coming off the two best seasons of his career where he appeared in 31 games with 20 starts with the Bills and amassed 127 tackles, 3.5 sacks, four interceptions and 12 passes defended from 2013-2014. In his first two years with the Titans, he started 27 games and totaled two interceptions and 105 tackles.

CAREER HIGHLIGHTS:

- In 2015, Searcy collected 54 tackles, an interception, a half sack, a quarterback pressure and four passes defended in his first campaign with the Titans.
- In 2014, Searcy saw action in 15 games and tallied 58 tackles, a career-best three interceptions, a forced fumble, a fumble recovery and five passes defended.
- In 2013, Searcy compiled career-highs with 69 tackles, 3.5 sacks, seven passes defended and five tackles for loss. He also found the end zone twice on defense, posting a 74-yard fumble return for a score and a 32-yard interception for a touchdown.

TITANS TIDBITS:

- Searcy started wearing No. 21 at North Carolina because his grandmother was born in 1921.
- Searcy has tattoos of a cross and angel wings to represent his grandmother and great grandmother.
- He spent time last year learning how to disc jockey and is interested in pursuing being a DJ.

CAREER TRANSACTIONS:

- The Decatur, Ga., native was selected by the Buffalo Bills in the fourth round (100th overall) of the 2011 NFL Draft.
- Signed by the Titans as an unrestricted free agent on March 12, 2015.

SEASON RECAPS:

2017 (16/6, 2/0 - Tennessee): Played in all 16 games with six starts at safety and recorded 27 tackles, an interception, a quarterback pressure, a stop for loss, a pass defended and six special teams stops. Saw action as a reserve in his first two career postseason games and notched two tackles, a pass defended and three special teams stops. Tied for the team lead in passes defended once in 2017 (at JAX). Tied for the team lead in special teams tackles twice in 2017 (vs. LAR, at KC). Played in his 100th career regular season game against Cincinnati (11/12/17).

- Against Oakland (9/10), saw action as a reserve at safety in the fourth quarter after Johnathan Cyprien left the game with an injury. Posted three tackles.
- At Jacksonville (9/17), started at safety and collected four tackles and an interception. Intercepted a Blake Bortles pass intended for Marqise Lee early in the third quarter.
- Against Seattle (9/24), started at safety.
- At Houston (10/1), started at safety and tallied a tackle.
- At Miami (10/8), started at safety and totaled six tackles and a pass defended. Halted a Dolphins' drive by breaking up a third-and-five pass intended for Jarvis Landry in the second quarter.
- Against Indianapolis (10/16), started at safety and recorded three tackles.
- At Cleveland (10/22), started at safety and posted five tackles, including

a stop for loss. Stuffed Isaiah Crowell for no gain on a rush off right guard in overtime.

- Against Baltimore (11/5), played as a reserve at safety and collected a tackle.
- Against Cincinnati (11/12), saw action as a reserve in his 100th career regular season game.
- At Pittsburgh (11/16), played as a reserve at safety and on special teams.
- At Indianapolis (11/26), saw action as a reserve at safety and registered two tackles.
- Against Houston (12/3), played as a reserve on special teams.
- At Arizona (12/10), saw action as a reserve on special teams and tallied a tackle on coverage units. Played limited snaps as a reserve at safety and posted a tackle.
- At San Francisco (12/17), played as a reserve at safety and notched a tackle and a quarterback pressure. Registered a special teams tackle on coverage units.
- Against Los Angeles Rams (12/24), tied for the team lead with three special teams tackles.
- Against Jacksonville (12/31), collected a special teams tackle on coverage units.
- At Kansas City (1/6), played as a reserve at safety and recorded two tackles in his first career postseason game. Tied for the team lead with two special teams tackles on coverage units. Halted a Chiefs' drive by stuffing Charcandrick West for a two-yard loss on a screen pass in the second quarter.
- At New England (1/13), saw action as a reserve at safety and registered a pass defended. Collected a special teams tackle on coverage units. Halted a Patriots' drive by breaking up a deep pass intended for Brandin Cooks in the fourth quarter.

2016 (14/14 - Tennessee): Started 14 games at safety and registered 51 tackles, an interception, two stops for loss, eight passes defended and a fumble recovery. Collected two special teams tackles. Was inactive for two games (at HOU, at MIA). Tied for the team lead in passes defended twice in 2016 (at DET, vs. HOU). Tied for the team lead in tackles for loss once in 2016 (vs. MIN). Tied for the team lead in special teams tackles once in 2016 (vs. GB).

- Against Minnesota (9/11), started at safety and collected six tackles, including two stops for loss and a pass defended. Stuffed Adrian Peterson for a two-yard loss on a rush off right guard in the third quarter. Broke up a pass intended for Kyle Rudolph in the final stanza. Halted Stefon Diggs for a one-yard loss on a reverse in the fourth quarter.
- At Detroit (9/18), started at safety and posted five tackles and a pass defended. Batted down a deep pass intended for Eric Ebron in the first quarter.
- Against Oakland (9/25), tallied five tackles.
- Against Cleveland (10/16), notched a tackle and a pass defended.
- Against Indianapolis (10/23), collected two tackles.
- Against Jacksonville (10/27), posted two tackles.
- At San Diego (11/6), tallied eight tackles.
- Against Green Bay (11/13), notched four tackles. Tied for the team lead with two special teams tackles.
- At Indianapolis (11/20), recorded two tackles.
- At Chicago (11/27), registered six tackles, an interception and another pass defended. Ended the Bears' opening drive by breaking up a fourth-and-one pass intended for Logan Paulsen. Halted a potential Bears' scoring drive by intercepting a Matt Barkley pass intended for Cameron Meredith in the end zone early in the third quarter.
- At Kansas City (12/18), tallied a tackle before leaving the game in the

second quarter with an injury.

- At Jacksonville (12/24), posted two tackles and a fumble recovery. Recovered a Chris Ivory fumble at the Jaguars' 26-yard line that was forced by Brian Orakpo early in the third quarter.
- Against Houston (1/1), registered five tackles and a team-best two passes defended. Broke up a pass intended for C.J. Fiedorowicz in the third stanza. Broke up a pass intended for Wendall Williams in the fourth quarter.

2015 (15/13 - Tennessee): Played in 15 games with 13 starts at safety in his first season with the Titans. Registered 54 tackles, an interception, a half sack, a quarterback pressure and four passes defended. Was inactive for one contest. Led the team in passes defended once in 2015 (vs. MIA).

- At Tampa Bay (9/13), started at safety and collected four tackles. Combined with Zach Brown to stonewall Doug Martin for no gain on a fourth-and-one rush in the second quarter.
- At Cleveland (9/20), started at safety and amassed three tackles. Combined with Derrick Morgan to stop Duke Johnson for no gain on a rush off right guard in the third quarter.
- Against Miami (10/18), started at safety and tallied eight tackles and a team-high three passes defended. Deflected a Ryan Tannehill pass intended for Jordan Cameron that was then intercepted by Michael Griffin in the second quarter. Broke up a pass intended for Cameron in the third stanza. Batted down a pass intended for Cameron early in the fourth quarter.
- Against Jacksonville (12/6), started at safety and posted four tackles, a half sack and a quarterback pressure. Combined with Karl Klug to drop Blake Bortles for an 11-yard sack on fourth-and-four during the Jaguars' final drive in the fourth quarter.
- At N.Y. Jets (12/13), played as a reserve at safety and amassed a tackle.
- At Indianapolis (1/3), started at safety and recorded three tackles with an interception. Collected his first interception as a member of the Titans when he picked off a pass intended for Daniel Herron deep in Colts' territory late in the first quarter.

2014 (15/13 - Buffalo): Played in 15 games with 13 starts at free safety and tallied 58 tackles, three interceptions, a forced fumble, a fumble recovery and five passes defended. Was inactive for one game against Green Bay.

- Against Miami (9/14), started at free safety and tallied five total tackles, including a tackle for loss and a pass defended.
- At Houston (9/28), saw time at free safety and notched a fumble recovery in the second quarter, following Andre Johnson's fumble. Recorded three total tackles and one quarterback hit.
- Against Minnesota (10/19), started at free safety and tallied six tackles, while recording a half sack and a quarterback hit.
- At N.Y. Jets (10/26), started at free safety and recorded three total tackles, one pass defended and his first interception of the season.
- At Miami (11/13), started at free safety and tallied five tackles on defense. Made two tackles and forced a fumble on special teams.
- Against Cleveland (11/30), started at free safety and notched a career-high two interceptions. Made four tackles and had three passes defended.
- At Oakland (12/21), started at free safety and led the team with 11 tackles.

2013 (16/7 - Buffalo): Played in all 16 games with seven starts and finished with a career-high 69 tackles, a career-high 3.5 sacks, seven passes defended and five tackles for loss. Collected two touchdowns on the year.

- Against New England (9/8), scored his first career touchdown on a 74-yard fumble return. Also added his first career sack in addition to eight tackles.
- Against Baltimore (9/29), produced six tackles and a career-high four passes defended including a tipped pass that led to Kiko Alonso's game-saving interception with 1:04 left in the game.
- Against Cincinnati (10/13), posted a career-high 16 tackles, including three tackles for loss and a sack.
- At New Orleans (10/27), produced two tackles and half a sack.
- Against N.Y. Jets (11/17), recorded a 32-yard interception touchdown in the third quarter.
- Against Miami (12/22), produced a sack and added a tackle, tackle for loss, quarterback hit and pass defended.

2012 (15/0 - Buffalo): Played in 15 games as a reserve and amassed 31 tackles, two forced fumbles and a pass defended. Was inactive for the regular season finale.

- Against New England (9/30), posted two tackles and forced his first

fumble on the final drive, but the ball was recovered by the Patriots.

- Against Jacksonville (12/2), totaled three tackles including two for loss and added a forced fumble.

2011 (16/3 - Buffalo): Saw action in all 16 games with three starts and collected 29 tackles and an interception. Posted five special teams tackles.

- Against Oakland (9/18), recorded first career interception on final hail mary attempt to preserve a 38-35 victory.
- At Dallas (11/13), filled-in for an injured George Wilson in the second half and finished with five tackles.
- At Miami (11/20), made his first NFL start and posted a game-high 11 tackles.
- Against Tennessee (12/4), recorded eight defensive tackles and one on special teams.

COLLEGE:

- Made 23 starts in 48 games at North Carolina as two-year starter at strong safety and leading return man.
- Finished Tar Heel career with 106 tackles, two sacks, five stops for a loss, 10 passes defended and five interceptions. Returned 35 punts for 440 yards and 20 kickoffs for 484 yards.
- As a senior (2010), played in 10 games with nine starts and led the Tar Heels and ranked 15th in the nation with four interceptions. Posted a career-best 37 tackles with two tackles for a loss and a team-high eight passes defended.
- As a junior (2009), named an All-Atlantic Coast Conference first-team selection as a punt returner by The NFL Draft Report. Ranked second in the Atlantic Coast Conference and fifth in the country with a 14.6 yard punt return average. Notched 35 tackles, adding three passes defended and one interception. Returned seven kickoffs for a 23.1 average.
- As a sophomore (2008), saw action primarily on special teams and as a reserve safety in 13 games. Totaled 25 tackles, two sacks and three passes defended.
- As a freshman (2007), appeared in all 12 games, primarily on special teams and as a reserve safety, totaling nine tackles and four stops for a loss. One of 11 true Tar Heel freshman to see the playing field.
- Majored in communications at North Carolina.

PERSONAL:

- Married to Kennetra and the couple has a daughter, Kenna.
- Was a two-way standout at defensive back and running back at Towers (Decatur, Ga.) High School and was tabbed the No. 17 player in Georgia by SuperPrep.
- As a senior, recorded 71 tackles, eight stops for a loss and three sacks, while amassing 1,607 rushing yards and 16 touchdowns.
- Totaled 707 rushing yards and seven touchdowns in junior year with 41 tackles.
- Enjoys four-wheeling and outdoor sports.
- Follow Searcy on Twitter at @DSearcy25.
- Born Da'Norris Searcy on Nov. 16, 1988 in Decatur, Ga.

Da'NORRIS SEARCY'S GAME-BY-GAME

2011 Buffalo Bills

| Date | Opp | W/L | P/S | Tot Solo Asst | Sk - Yds | QBP | TFL | Int - Yds -TD | PD | FF | FR - Yds | SpT |
|---------|-------|-----|-----------|---------------|----------|-----|-----|---------------|----|----|----------|-----|
| Sept 11 | @ KC | W | p | 0 0 0 | 0.0 0.0 | 0 | 0 | 0 0 0 0 0 0 0 | 0 | 0 | 0 | NA |
| Sept 18 | Oak | W | p | 0 0 0 | 0.0 0.0 | 0 | 0 | 1 0 0 1 0 0 0 | 0 | 0 | 0 | NA |
| Sept 25 | NE | W | p | 0 0 0 | 0.0 0.0 | 0 | 0 | 0 0 0 0 0 0 0 | 0 | 0 | 0 | NA |
| Oct 2 | @ Cin | L | p | 0 0 0 | 0.0 0.0 | 0 | 0 | 0 0 0 0 0 0 0 | 0 | 0 | 0 | NA |
| Oct 9 | Phi | W | p | 0 0 0 | 0.0 0.0 | 0 | 0 | 0 0 0 0 0 0 0 | 0 | 0 | 0 | NA |
| Oct 16 | @ NYG | L | p | 0 0 0 | 0.0 0.0 | 0 | 0 | 0 0 0 0 0 0 0 | 0 | 0 | 0 | NA |
| Oct 30 | Was | W | p | 1 1 0 | 0.0 0.0 | 0 | 0 | 0 0 0 0 0 0 0 | 0 | 0 | 0 | NA |
| Nov 6 | NYJ | L | p | 0 0 0 | 0.0 0.0 | 0 | 0 | 0 0 0 0 0 0 0 | 0 | 0 | 0 | NA |
| Nov 13 | @ Dal | L | p | 5 3 2 | 0.0 0.0 | 0 | 0 | 0 0 0 0 0 0 0 | 0 | 0 | 0 | NA |
| Nov 20 | @ Mia | L | S | 11 9 2 | 0.0 0.0 | 0 | 0 | 0 0 0 0 0 0 0 | 0 | 0 | 0 | NA |
| Nov 27 | @ NYJ | L | S | 3 3 0 | 0.0 0.0 | 0 | 0 | 0 0 0 0 0 0 0 | 0 | 0 | 0 | NA |
| Dec 4 | Ten | L | S | 8 5 3 | 0.0 0.0 | 0 | 0 | 0 0 0 0 0 0 0 | 0 | 0 | 0 | NA |
| Dec 11 | @ SD | L | p | 1 1 0 | 0.0 0.0 | 0 | 0 | 0 0 0 0 0 0 0 | 0 | 0 | 0 | NA |
| Dec 18 | Mia | L | p | 0 0 0 | 0.0 0.0 | 0 | 0 | 0 0 0 0 0 0 0 | 0 | 0 | 0 | NA |
| Dec 24 | Den | W | p | 0 0 0 | 0.0 0.0 | 0 | 0 | 0 0 0 0 0 0 0 | 0 | 0 | 0 | NA |
| Jan 1 | @ NE | L | p | 0 0 0 | 0.0 0.0 | 0 | 0 | 0 0 0 0 0 0 0 | 0 | 0 | 0 | NA |
| Totals | | | 6-10 16/3 | 29 22 7 | 0.0 0.0 | 0 | 0 | 1 0 0 1 0 0 0 | 0 | 0 | 5 | |

2012 Buffalo Bills

| Date | Opp | W/L | P/S | Tot Solo Asst | Sk - Yds | QBP | TFL | Int - Yds -TD | PD | FF | FR - Yds | SpT |
|---------|-------|-----|-----------|---------------|----------|-----|-----|---------------|----|----|----------|-----|
| Sept 9 | @ NYJ | L | p | 2 1 1 | 0.0 0.0 | 0 | 0 | 0 0 0 0 0 0 0 | 0 | 0 | 0 | NA |
| Sept 16 | KC | W | p | 3 2 1 | 0.0 0.0 | 0 | 0 | 0 0 0 0 0 0 0 | 0 | 0 | 0 | NA |
| Sept 23 | @ Cle | W | p | 0 0 0 | 0.0 0.0 | 0 | 0 | 0 0 0 0 0 0 0 | 0 | 0 | 0 | NA |
| Sept 30 | NE | L | p | 2 1 1 | 0.0 0.0 | 0 | 0 | 0 0 0 0 0 1 0 | 0 | 0 | 0 | NA |
| Oct 7 | @ SF | L | p | 3 3 0 | 0.0 0.0 | 0 | 0 | 0 0 0 0 0 0 0 | 0 | 0 | 0 | NA |
| Oct 14 | @ Ari | W | p | 0 0 0 | 0.0 0.0 | 0 | 0 | 0 0 0 0 0 0 0 | 0 | 0 | 0 | NA |
| Oct 21 | Ten | L | p | 0 0 0 | 0.0 0.0 | 0 | 0 | 0 0 0 0 0 0 0 | 0 | 0 | 0 | NA |
| Nov 4 | @ Hou | L | p | 3 3 0 | 0.0 0.0 | 0 | 0 | 0 0 0 0 0 0 0 | 0 | 0 | 0 | NA |
| Nov 11 | @ NE | L | p | 3 3 0 | 0.0 0.0 | 0 | 1 | 0 0 0 0 0 0 0 | 0 | 0 | 0 | NA |
| Nov 15 | Mia | W | p | 4 3 1 | 0.0 0.0 | 0 | 0 | 0 0 0 0 0 0 0 | 0 | 0 | 0 | NA |
| Nov 25 | @ Ind | L | p | 4 1 3 | 0.0 0.0 | 0 | 0 | 0 0 0 0 0 0 0 | 0 | 0 | 0 | NA |
| Dec 2 | Jax | W | p | 3 2 1 | 0.0 0.0 | 0 | 2 | 0 0 0 0 1 0 0 | 0 | 0 | 0 | NA |
| Dec 9 | STL | L | p | 5 2 3 | 0.0 0.0 | 0 | 1 | 0 0 0 0 0 0 0 | 0 | 0 | 0 | NA |
| Dec 16 | Sea | L | p | 3 1 2 | 0.0 0.0 | 0 | 0 | 0 0 0 0 0 0 0 | 0 | 0 | 0 | NA |
| Dec 23 | @ Mia | L | p | 0 0 0 | 0.0 0.0 | 0 | 0 | 0 0 0 0 1 0 0 | 0 | 0 | 0 | NA |
| Dec 30 | Jax | W | IA | | | | | | | | | |
| Totals | | | 6-10 15/0 | 35 22 13 | 0.0 0.0 | 0 | 4 | 0 0 0 1 2 0 0 | 0 | 0 | 4 | |

2013 Buffalo Bills

| Date | Opp | W/L | P/S | Tot Solo Asst | Sk - Yds | QBP | TFL | Int - Yds -TD | PD | FF | FR - Yds | SpT |
|---------|-------|-----|-----------|---------------|----------|-----|-----|------------------|-----|----|----------|-----|
| Sept 8 | NE | L | S | 8 4 4 | 1.0 5.0 | 1 | 1 | 0 0 0 0 0 0 1 | 74t | NA | | |
| Sept 15 | Car | W | S | 7 4 3 | 0.0 0.0 | 0 | 0 | 0 0 0 0 0 0 0 | 0 | 0 | 0 | NA |
| Sept 22 | @ NYJ | L | S | 5 4 1 | 0.0 0.0 | 0 | 0 | 0 0 0 0 0 0 0 | 0 | 0 | 0 | NA |
| Sept 29 | Bal | W | S | 6 6 0 | 0.0 0.0 | 0 | 0 | 0 0 0 0 4 0 0 | 0 | 0 | 0 | NA |
| Oct 3 | @ Cle | L | S | 6 3 3 | 0.0 0.0 | 0 | 0 | 0 0 0 0 0 0 0 | 0 | 0 | 0 | NA |
| Oct 13 | Cin | L | S | 16 13 3 | 1.0 10.0 | 1 | 3 | 0 0 0 0 0 0 0 | 0 | 0 | 0 | NA |
| Oct 20 | @ Mia | W | S | 2 2 0 | 0.0 0.0 | 0 | 0 | 0 0 0 0 0 0 0 | 0 | 0 | 0 | NA |
| Oct 27 | @ NO | L | p | 2 1 1 | 0.5 4.5 | 1 | 0 | 0 0 0 0 0 0 0 | 0 | 0 | 0 | NA |
| Nov 3 | KC | L | p | 1 1 0 | 0.0 0.0 | 0 | 0 | 0 0 0 0 0 0 0 | 0 | 0 | 0 | NA |
| Nov 10 | @ Pit | L | p | 2 0 2 | 0.0 0.0 | 0 | 0 | 0 0 0 0 0 0 0 | 0 | 0 | 0 | NA |
| Nov 17 | NYJ | W | p | 0 0 0 | 0.0 0.0 | 0 | 0 | 1 32 1 1 0 0 0 | 0 | 0 | 0 | NA |
| Dec 1 | Atl | L | p | 2 1 1 | 0.0 0.0 | 0 | 0 | 0 0 0 0 0 0 0 | 0 | 0 | 0 | NA |
| Dec 8 | @ TB | L | p | 0 0 0 | 0.0 0.0 | 0 | 0 | 0 0 0 0 0 0 0 | 0 | 0 | 0 | NA |
| Dec 15 | @ Jax | W | p | 4 4 0 | 0.0 0.0 | 0 | 0 | 0 0 0 0 1 0 0 | 0 | 0 | 0 | NA |
| Dec 22 | Mia | W | p | 1 1 0 | 1.0 5.0 | 0 | 1 | 0 0 0 0 1 0 0 | 0 | 0 | 0 | NA |
| Dec 29 | @ NE | L | p | 7 1 6 | 0.0 0.0 | 0 | 0 | 0 0 0 0 0 0 0 | 0 | 0 | 0 | NA |
| Totals | | | 6-10 16/7 | 69 45 24 | 3.5 24.5 | 3 | 5 | 1 32 1 7 0 1 74t | 2 | | | |

2014 Buffalo Bills

| Date | Opp | W/L | P/S | Tot Solo Asst | Sk - Yds | QBP | TFL | Int - Yds -TD | PD | FF | FR - Yds | SpT |
|---------|-------|-----|-----------|---------------|----------|-----|-----|----------------|----|----|----------|-----|
| Sept 7 | @ Chi | W | S | 4 3 1 | 0.0 0.0 | 0 | 0 | 0 0 0 0 0 0 0 | 0 | 0 | 0 | NA |
| Sept 14 | Mia | W | S | 5 4 1 | 0.0 0.0 | 0 | 1 | 0 0 0 0 1 0 0 | 0 | 0 | 0 | NA |
| Sept 21 | SD | L | S | 1 1 0 | 0.0 0.0 | 0 | 0 | 0 0 0 0 0 0 0 | 0 | 0 | 0 | NA |
| Sept 28 | @ Hou | L | p | 3 1 2 | 0.0 0.0 | 1 | 0 | 0 0 0 0 0 0 1 | 0 | 0 | 0 | NA |
| Oct 5 | @ Det | W | S | 1 0 1 | 0.0 0.0 | 0 | 0 | 0 0 0 0 0 0 0 | 0 | 0 | 0 | NA |
| Oct 12 | NE | L | p | 2 1 1 | 0.0 0.0 | 0 | 0 | 0 0 0 0 0 0 0 | 0 | 0 | 0 | NA |
| Oct 19 | Min | W | S | 6 3 3 | 0.5 5.5 | 1 | 0 | 0 0 0 0 0 0 0 | 0 | 0 | 0 | NA |
| Oct 26 | @ NYJ | W | S | 3 1 2 | 0.0 0.0 | 0 | 0 | 1 32 0 1 0 0 0 | 0 | 0 | 0 | NA |
| Nov 9 | KC | L | S | 3 3 0 | 0.0 0.0 | 0 | 0 | 0 0 0 0 0 0 0 | 0 | 0 | 0 | NA |
| Nov 13 | @ Mia | L | S | 5 4 1 | 0.0 0.0 | 0 | 0 | 0 0 0 0 0 1 0 | 0 | 0 | 0 | NA |
| Nov 24 | NYJ | W | S | 3 2 1 | 0.0 0.0 | 0 | 0 | 0 0 0 0 0 0 0 | 0 | 0 | 0 | NA |
| Nov 30 | Cle | W | S | 4 3 1 | 0.0 0.0 | 0 | 0 | 2 38 0 3 0 0 0 | 0 | 0 | 0 | NA |
| Dec 7 | @ Den | L | S | 1 1 0 | 0.0 0.0 | 0 | 0 | 0 0 0 0 0 0 0 | 0 | 0 | 0 | NA |
| Dec 14 | GB | W | IA | | | | | | | | | |
| Dec 21 | @ Oak | L | S | 11 9 2 | 0.0 0.0 | 0 | 0 | 0 0 0 0 0 0 0 | 0 | 0 | 0 | NA |
| Dec 28 | @ NE | W | S | 6 3 3 | 0.0 0.0 | 0 | 0 | 0 0 0 0 0 0 0 | 0 | 0 | 0 | NA |
| Totals | | | 9-7 15/13 | 58 39 19 | 0.5 5.5 | 2 | 1 | 3 70 0 5 1 1 0 | 7 | | | |

2015 Tennessee Titans

| Date | Opp | W/L | P/S | Tot Solo Asst | Sk - Yds | QBP | TFL | Int - Yds -TD | PD | FF | FR - Yds | SpT |
|---------|-------|-----|------------|---------------|----------|-----|-----|---------------|----|----|----------|-----|
| Sept 13 | @ TB | W | S | 4 3 1 | 0.0 0.0 | 0 | 0 | 0 0 0 0 0 0 0 | 0 | 0 | 0 | 0 |
| Sept 20 | @ Cle | L | S | 3 2 1 | 0.0 0.0 | 0 | 0 | 0 0 0 0 0 0 0 | 0 | 0 | 0 | 0 |
| Sept 27 | Ind | L | S | 4 3 1 | 0.0 0.0 | 0 | 0 | 0 0 0 0 0 0 0 | 0 | 0 | 0 | 0 |
| Oct 11 | Buf | L | S | 1 1 0 | 0.0 0.0 | 0 | 0 | 0 0 0 0 0 0 0 | 0 | 0 | 0 | 0 |
| Oct 18 | Mia | L | S | 8 8 0 | 0.0 0.0 | 0 | 0 | 0 0 0 0 0 3 0 | 0 | 0 | 0 | 0 |
| Oct 25 | Atl | L | S | 5 4 1 | 0.0 0.0 | 0 | 0 | 0 0 0 0 0 0 0 | 0 | 0 | 0 | 0 |
| Nov 1 | @ Hou | L | S | 3 1 2 | 0.0 0.0 | 0 | 0 | 0 0 0 0 0 0 0 | 0 | 0 | 0 | 0 |
| Nov 8 | @ NO | W | S | 2 1 1 | 0.0 0.0 | 0 | 0 | 0 0 0 0 0 0 0 | 0 | 0 | 0 | 0 |
| Nov 15 | Car | L | S | 4 4 0 | 0.0 0.0 | 0 | 0 | 0 0 0 0 0 0 0 | 0 | 0 | 0 | 0 |
| Nov 19 | @ Jax | L | S | 3 3 0 | 0.0 0.0 | 0 | 0 | 0 0 0 0 0 0 0 | 0 | 0 | 0 | 0 |
| Nov 29 | Oak | L | p | 5 3 2 | 0.0 0.0 | 0 | 0 | 0 0 0 0 0 0 0 | 0 | 0 | 0 | 0 |
| Dec 6 | Jax | W | S | 4 3 1 | 0.5 5.5 | 1 | 0 | 0 0 0 0 0 0 0 | 0 | 0 | 0 | 0 |
| Dec 13 | @ NYJ | L | p | 1 1 0 | 0.0 0.0 | 0 | 0 | 0 0 0 0 0 0 0 | 0 | 0 | 0 | 0 |
| Dec 20 | @ NE | L | IA | | | | | | | | | |
| Dec 27 | Hou | L | S | 4 3 1 | 0.0 0.0 | 0 | 0 | 0 0 0 0 0 0 0 | 0 | 0 | 0 | 0 |
| Jan 3 | @ Ind | L | S | 3 1 2 | 0.0 0.0 | 0 | 0 | 1 5 0 1 0 0 0 | 0 | 0 | 0 | 0 |
| Totals | | | 3-13 15/13 | 54 41 13 | 0.5 5.5 | 1 | 0 | 1 5 0 4 0 0 0 | 0 | 0 | 0 | 0 |

2016 Tennessee Titans

| Date | Opp | W/L | P/S | Tot Solo Asst | Sk - Yds | QBP | TFL | Int - Yds -TD | PD | FF | FR - Yds | SpT |
|---------|-------|-----|-----------|---------------|----------|-----|-----|---------------|----|----|----------|-----|
| Sept 11 | Min | L | S | 6 6 0 | 0.0 0.0 | 0 | 2 | 0 0 0 0 0 1 0 | 0 | 0 | 0 | 0 |
| Sept 18 | @ Det | W | S | 5 5 0 | 0.0 0.0 | 0 | 0 | 0 0 0 0 0 1 0 | 0 | 0 | 0 | 0 |
| Sept 25 | Oak | L | S | 5 5 0 | 0.0 0.0 | 0 | 0 | 0 0 0 0 0 0 0 | 0 | 0 | 0 | 0 |
| Oct 2 | @ Hou | L | IA | | | | | | | | | |
| Oct 9 | @ Mia | W | IA | | | | | | | | | |
| Oct 16 | Cle | W | S | 1 1 0 | 0.0 0.0 | 0 | 0 | 0 0 0 0 0 1 0 | 0 | 0 | 0 | 0 |
| Oct 23 | Ind | L | S | 2 2 0 | 0.0 0.0 | 0 | 0 | 0 0 0 0 0 0 0 | 0 | 0 | 0 | 0 |
| Oct 27 | Jax | W | S | 2 2 0 | 0.0 0.0 | 0 | 0 | 0 0 0 0 0 0 0 | 0 | 0 | 0 | 0 |
| Nov 6 | @ SD | L | S | 8 4 4 | 0.0 0.0 | 0 | 0 | 0 0 0 0 0 0 0 | 0 | 0 | 0 | 0 |
| Nov 13 | GB | W | S | 4 4 0 | 0.0 0.0 | 0 | 0 | 0 0 0 0 0 0 0 | 0 | 0 | 0 | 2 |
| Nov 20 | @ Ind | L | S | 2 2 0 | 0.0 0.0 | 0 | 0 | 0 0 0 0 0 0 0 | 0 | 0 | 0 | 0 |
| Nov 27 | @ Chi | W | S | 6 3 3 | 0.0 0.0 | 0 | 0 | 1 0 0 2 0 0 0 | 0 | 0 | 0 | 0 |
| Dec 11 | Den | W | S | 2 0 2 | 0.0 0.0 | 0 | 0 | 0 0 0 0 1 0 0 | 0 | 0 | 0 | 0 |
| Dec 18 | @ KC | W | S | 1 0 1 | 0.0 0.0 | 0 | 0 | 0 0 0 0 0 0 0 | 0 | 0 | 0 | 0 |
| Dec 24 | @ Jax | L | S | 2 1 1 | 0.0 0.0 | 0 | 0 | 0 0 0 0 0 0 1 | 0 | 0 | 0 | 0 |
| Jan 1 | Hou | W | S | 5 4 1 | 0.0 0.0 | 0 | 0 | 0 0 0 0 2 0 0 | 0 | 0 | 0 | 0 |
| Totals | | | 9-7 14/14 | 51 39 12 | 0.0 0.0 | 0 | 2 | 1 0 0 8 0 1 0 | 2 | | | |

2017 Tennessee Titans

| Date | Opp | W/L | P/S | Tot Solo Asst | Sk - Yds | QBP | TFL | Int - Yds -TD | PD | FF | FR - Yds | SpT |
|---------|-------|-----|------|---------------|-----------|-----|-------|---------------|-----|-----|----------|-----|
| Sept 10 | Oak | L | p | 3 3 0 | 0.0 0.0 | 0 | 0 0 | 0 0 0 0 0 | 0 | 0 | 0 0 | 0 |
| Sept 17 | @ Jax | W | S | 4 3 1 | 0.0 0.0 | 0 | 0 1 | 8 0 1 0 0 | 0 | 0 | 0 0 | 0 |
| Sept 24 | Sea | W | S | 0 0 0 | 0.0 0.0 | 0 | 0 0 | 0 0 0 0 0 | 0 | 0 | 0 0 | 0 |
| Oct 1 | @ Hou | L | S | 1 1 0 | 0.0 0.0 | 0 | 0 0 | 0 0 0 0 0 | 0 | 0 | 0 0 | 0 |
| Oct 8 | @ Mia | L | S | 6 6 0 | 0.0 0.0 | 0 | 0 0 | 0 0 1 0 0 | 0 | 0 | 0 0 | 0 |
| Oct 16 | Ind | W | S | 3 1 2 | 0.0 0.0 | 0 | 0 0 | 0 0 0 0 0 | 0 | 0 | 0 0 | 0 |
| Oct 22 | @ Cle | W | S | 5 3 2 | 0.0 0.0 | 0 | 1 0 | 0 0 0 0 0 | 0 | 0 | 0 0 | 0 |
| Nov 5 | Bal | W | p | 1 1 0 | 0.0 0.0 | 0 | 0 0 | 0 0 0 0 0 | 0 | 0 | 0 0 | 0 |
| Nov 12 | Cin | W | p | 0 0 0 | 0.0 0.0 | 0 | 0 0 | 0 0 0 0 0 | 0 | 0 | 0 0 | 0 |
| Nov 16 | @ Pit | L | p | 0 0 0 | 0.0 0.0 | 0 | 0 0 | 0 0 0 0 0 | 0 | 0 | 0 0 | 0 |
| Nov 26 | @ Ind | W | p | 2 2 0 | 0.0 0.0 | 0 | 0 0 | 0 0 0 0 0 | 0 | 0 | 0 0 | 0 |
| Dec 3 | Hou | W | p | 0 0 0 | 0.0 0.0 | 0 | 0 0 | 0 0 0 0 0 | 0 | 0 | 0 0 | 0 |
| Dec 10 | @ Ari | L | p | 1 1 0 | 0.0 0.0 | 0 | 0 0 | 0 0 0 0 0 | 0 | 0 | 0 0 | 1 |
| Dec 17 | @ SF | L | p | 1 1 0 | 0.0 0.0 | 0 | 1 0 | 0 0 0 0 0 | 0 | 0 | 0 0 | 1 |
| Dec 24 | LAR | L | p | 0 0 0 | 0.0 0.0 | 0 | 0 0 | 0 0 0 0 0 | 0 | 0 | 0 0 | 3 |
| Dec 31 | Jax | W | p | 0 0 0 | 0.0 0.0 | 0 | 0 0 | 0 0 0 0 0 | 0 | 0 | 0 0 | 1 |
| Totals | | 9-7 | 16/6 | 27 22 | 5 0.0 0.0 | 1 | 1 1 1 | 8 0 2 | 0 0 | 0 0 | 0 6 | |

Da’NORRIS SEARCY’S NFL STATISTICS

REGULAR SEASON

| | | TACKLES | | | | | | | | | INTERCEPTIONS | | | | | FUMBLES | | | |
|-------------------|-----------|------------|-----------|------------|------------|-----------|------------|-------------|----------|-----------|---------------|------------|------------|----------|-----------|----------|----------|------------|-----------|
| Year | Team | GP | GS | Tot | Solo | Asst | Sk | Yds | QBP | TFL | No | Yds | Lg | TD | PD | FF | FR | Yds | SpT |
| 2011 | Buffalo | 16 | 3 | 29 | 22 | 7 | 0.0 | 0.0 | 0 | 0 | 1 | 0 | 0 | 0 | 1 | 0 | 0 | 0 | 5 |
| 2012 | Buffalo | 15 | 0 | 35 | 22 | 13 | 0.0 | 0.0 | 0 | 4 | 0 | 0 | 0 | 0 | 1 | 2 | 0 | 0 | 4 |
| 2013 | Buffalo | 16 | 7 | 69 | 45 | 24 | 3.5 | 24.5 | 3 | 5 | 1 | 32 | 32t | 1 | 7 | 0 | 1 | 74t | 2 |
| 2014 | Buffalo | 15 | 13 | 58 | 39 | 19 | 0.5 | 5.5 | 2 | 1 | 3 | 70 | 32 | 0 | 5 | 1 | 1 | 0 | 7 |
| 2015 | Tennessee | 15 | 13 | 54 | 41 | 13 | 0.5 | 5.5 | 1 | 0 | 1 | 5 | 5 | 0 | 4 | 0 | 0 | 0 | 0 |
| 2016 | Tennessee | 14 | 14 | 51 | 39 | 12 | 0.0 | 0.0 | 0 | 2 | 1 | 0 | 0 | 0 | 8 | 0 | 1 | 0 | 2 |
| 2017 | Tennessee | 16 | 6 | 27 | 22 | 5 | 0.0 | 0.0 | 1 | 1 | 1 | 8 | 8 | 0 | 2 | 0 | 0 | 0 | 6 |
| NFL Totals | | 107 | 56 | 323 | 230 | 93 | 4.5 | 35.5 | 7 | 13 | 8 | 115 | 32t | 1 | 28 | 3 | 3 | 74t | 26 |

PLAYOFFS

| | | TACKLES | | | | | | | | | INTERCEPTIONS | | | | | FUMBLES | | | |
|-------------------|-----------|----------|----------|----------|----------|----------|------------|------------|----------|----------|---------------|----------|----------|----------|----------|----------|----------|----------|----------|
| Year | Team | GP | GS | Tot | Solo | Asst | Sk | Yds | QBP | TFL | No | Yds | Lg | TD | PD | FF | FR | Yds | SpT |
| 2017 | Tennessee | 2 | 0 | 2 | 2 | 0 | 0.0 | 0.0 | 0 | 0 | 0 | 0 | 0 | 0 | 1 | 0 | 0 | 0 | 3 |
| NFL Totals | | 2 | 0 | 2 | 2 | 0 | 0.0 | 0.0 | 0 | 0 | 0 | 0 | 0 | 0 | 1 | 0 | 0 | 0 | 3 |

Single-Game Highs

Tackles - 16 vs. Cincinnati (10/13/13)
 Interceptions - 2 vs. Cleveland (11/30/14)
 Sacks - 1 (Three times, last vs. Miami 12/22/13)
 Forced Fumble - 1 (Three times, last at Miami 11/13/14)
 Fumble Recovery - 1 (Three times, last at Jacksonville 12/24/16)
 Passes Defensed - 4 vs. Baltimore (9/29/13)

Playoff Single-Game Highs

Tackles - **2 at Kansas City (1/6/18)**
 Passes Defensed - **1 at New England (1/13/18)**
 Special Teams Tackles - **2 at Kansas City (1/6/18)**

Additional Statistics

Touchdowns - 2 - 74-yard fumble return vs. New England, 9/8/13; 32-yard interception return vs. N.Y. Jets, 11/17/13



36 LeSHAUN SIMS

CORNERBACK • 6'0" • 203 LBS • COLLEGE: SOUTHERN UTAH

ACQUIRED: 5TH ROUND - 2016 • NFL EXPERIENCE (NFL/TITANS): 2/2

HOMETOWN: LAS VEGAS, NEV.

GAMES PLAYED/GAMES STARTED: 26/7 (PLAYOFFS: 0/0)



PRO: LeShaun Sims was selected by the Titans in the fifth round of the 2016 NFL Draft. The six-foot, 203-pounder saw action in 13 games as a rookie and registered 18 tackles, an interception, a stop for loss, six passes defended, six special teams tackles and two special teams fumble recoveries on coverage units. Sims' presence adds more youth and athleticism to an already-competitive defensive back unit. With the reputation as a tough and physical corner and a willing tackler, he possesses the physical tools to match up with NFL receivers after a successful four-year career at Southern Utah.

CAREER HIGHLIGHTS:

- As a rookie in 2016, Sims played in 13 games with two starts at cornerback and registered 18 tackles, an interception, a stop for loss and six passes defended.
- In 2015, Sims was a first-team All-Big Sky performer at Southern Utah, finishing the campaign with a pair of interceptions and 54 tackles. He helped the Thunderbirds win the conference title.

TITANS TIDBITS:

- He was commonly referred to as "Swis" in college because for his first college game the name on the back of his jersey was upside down. The nickname stuck.
- Prior to Sims, no prior student-athlete from Andre Agassi Prep in Las Vegas, Nev., had ever earned an athletic scholarship. When he was a high school freshman, the Stars played eight-man football in the public charter school's first year with a football team. They moved to 11-man football during his sophomore year, and by his senior season, the team won a league title.
- Sims is a movie buff who lists "Training Day" among his all-time favorites.

CAREER TRANSACTIONS:

- The Las Vegas, Nev., native was selected by the Titans in the fifth round (157th overall) of the 2016 NFL Draft.

SEASON RECAPS:

2017 (13/5): Played in 13 games with five starts at cornerback and tallied a career-high 33 tackles, an interception, a forced fumble, a stop for loss and five passes defended. Notched seven special teams tackles on coverage units. Placed on injured reserve on Dec. 22, 2017. Tied for the team lead in special teams tackles three times in 2017 (at HOU, vs. IND, at CLE).

- Against Oakland (9/10), was inactive.
- At Jacksonville (9/17), made his season debut as a reserve cornerback and collected two tackles and a forced fumble.
- Against Seattle (9/24), started at cornerback as the team opened in a nickel package and notched two tackles and two passes defended. Ended a Seahawks' drive by breaking up a third-and-10 pass intended for Paul Richardson in the second quarter.
- At Houston (10/1), played as a reserve at cornerback and tied a career-high with four tackles. Tied for the team lead with a special teams tackle.
- At Miami (10/8), started at cornerback as the team opened the game in a nickel package and totaled two tackles. Registered a special teams tackle on coverage units. Pinned the Dolphins deep in their own territory by downing Brett Kern's 48-yard punt at the Miami three-yard line in the opening stanza.
- Against Indianapolis (10/16), started at cornerback as the team opened the game in a nickel package and recorded a stop for loss. Led the team with two special teams tackles on coverage units. Stuffed Marlon Mack for a four-yard loss on a rush off right end in the first quarter.

- At Cleveland (10/22), played as a reserve at cornerback and posted three tackles. Tied for the team lead with a special teams tackle on coverage units.
- Against Baltimore (11/5), played as a reserve at cornerback and collected a tackle. Posted two special teams tackles on coverage units.
- Against Cincinnati (11/12), started at cornerback as the team opened the game in a nickel package and recorded two tackles.
- At Pittsburgh (11/16), started at cornerback as the team opened the game in a nickel package and notched two tackles and a pass defended. Broke up a deep pass intended for JuJu Smith-Schuster in the third quarter.
- At Indianapolis (11/26), saw action as a reserve at cornerback and registered a tackle.
- Against Houston (12/3), played as a reserve at cornerback and produced two tackles and an interception. Helped seal the victory by intercepting a Tom Savage pass intended for DeAndre Hopkins in the end zone late in the fourth quarter.
- At Arizona (12/10), played as a reserve at cornerback and tallied a career-best six tackles.
- At San Francisco (12/17), saw action as a reserve at cornerback and posted five tackles and a pass defended.

2016 (13/2): Played in 13 games with two starts at cornerback as a rookie and registered 18 tackles, an interception, a stop for loss and six passes defended. Collected six special teams tackles and two fumble recoveries on coverage units. Was inactive for the first three contests. Led or tied for the team lead in passes defended twice in 2016 (vs. DEN, at KC). Tied for the team lead in special teams tackles four times in 2016 (at HOU, vs. JAX, at SD, at JAX). Collected his first career interception at Kansas City (12/18/16). Appeared in his first career NFL game at Houston (10/2/16). Registered his first career NFL start at Jacksonville (12/24/16).

- At Houston (10/2), made his NFL debut as a reserve on special teams and recorded a tackle on coverage units.
- Against Jacksonville (10/27), played one snap as a reserve in the secondary. Tied for the team lead with a special teams tackle. Recovered a muffed punt by Marquise Lee at the Jaguars' 35-yard line late in the third quarter to set up a Ryan Succop field goal.
- Against Green Bay (11/13), played as a reserve on special teams and saw limited action at cornerback. Notched two tackles on defense. Recovered a Trevor Davis muffed punt at the Packers' 24-yard line in the second quarter. Registered a special teams stop on coverage units.
- Against Denver (12/11), played a significant role as a reserve at cornerback and collected four tackles, a team-high two passes defended and a stop for loss. Broke up a pass intended for Jordan Taylor in the end zone late in the third quarter. Two plays later, defended a third-and-goal pass intended for Demaryius Thomas in the end zone.
- At Kansas City (12/18), saw significant action as a reserve at cornerback and tallied a tackle, his first career interception and another pass defended. Notched a special teams tackle on coverage units. Collected his first career interception by picking off an Alex Smith pass intended for Jeremy Maclin in the end zone during the third quarter.
- At Jacksonville (12/24), made his first career NFL start at cornerback and posted four tackles before leaving the game in the third quarter with an injury. Tied for the team lead with a special teams tackle on coverage units.
- Against Houston (1/1), started at cornerback and registered three tackles and a pass defended.

COLLEGE:

- In four seasons at Southern Utah, he appeared in 47 total games with 46 starts, including starts in every game during his final three seasons. His

career totals included 220 tackles, eight interceptions, 27 passes defended, one forced fumble, five fumble recoveries and four tackles for loss.

- As a senior (2015), started all 12 games for the Thunderbirds and finished the season with two interceptions (one returned for a touchdown), 12 passes defended, 54 tackles, 2.5 tackles for loss and one forced fumble. Named first-team All-Big Sky Conference at cornerback. Played in the East-West Shrine Game following the season's conclusion.
- As a junior (2014), appeared in all 12 games and tallied 67 total tackles, two fumble recoveries and nine pass breakups. Named third-team All-Big Sky.
- As a sophomore (2013), started all 13 games at cornerback. Led the team's corners with 62 tackles and tied for second on the team with three interceptions and four passes defended. Added two fumble recoveries and 1.5 tackles for loss.
- As a redshirt freshman (2012), played in 10 games with nine starts, missing one contest due to injury. Tallied 37 tackles and tied for the team lead with three interceptions. Added two passes defended and recovered a fumble.
- As a freshman (2011), redshirted.
- Graduated in April 2016 with a degree in exercise science.

PERSONAL:

- Single, splits time between Nashville and Las Vegas, Nev.
- Attended Andre Agassi Prep (Las Vegas, Nev.), where he earned

second-team all-state honors as a wide receiver and defensive back. As a senior, he tallied 52 tackles and a team-leading six interceptions on defense. On offense, he produced more than 400 receiving yards and five receiving touchdowns while rushing for 170 yards and another score.

- Follow Sims on Twitter at @LeshawnSims.
- List of favorites: (movie) "Training Day"; (musician or band) J. Cole; (food) spaghetti; (guilty pleasure) Oreo McFlurry; and (athlete as a child) Allen Iverson.
- Born LeShaun V. Sims on Sept. 18, 1993 in Las Vegas, Nev.

LeSHAUN SIMS' GAME-BY-GAME

2016 Tennessee Titans

| Date | Opp | W/L | P/S | Tot | Solo | Asst | Sk | - Yds | QBP | TFL | Int | - Yds | -TD | PD | FF | FR | - Yds | SpT |
|---------------|-------|-----|-----|------------|-------------|-----------|-----------|----------|------------|------------|----------|----------|----------|----------|----------|----------|----------|----------|
| Sept 11 | Min | L | IA | | | | | | | | | | | | | | | |
| Sept 18 | @ Det | W | IA | | | | | | | | | | | | | | | |
| Sept 25 | Oak | L | IA | | | | | | | | | | | | | | | |
| Oct 2 | @ Hou | L | p | 0 | 0 | 0 | 0.0 | 0.0 | 0 | 0 | 0 | 0 | 0 | 0 | 0 | 0 | 0 | 1 |
| Oct 9 | @ Mia | W | p | 0 | 0 | 0 | 0.0 | 0.0 | 0 | 0 | 0 | 0 | 0 | 0 | 0 | 0 | 0 | 0 |
| Oct 16 | Cle | W | p | 0 | 0 | 0 | 0.0 | 0.0 | 0 | 0 | 0 | 0 | 0 | 0 | 0 | 0 | 0 | 0 |
| Oct 23 | Ind | L | p | 0 | 0 | 0 | 0.0 | 0.0 | 0 | 0 | 0 | 0 | 0 | 0 | 0 | 0 | 0 | 0 |
| Oct 27 | Jax | W | p | 0 | 0 | 0 | 0.0 | 0.0 | 0 | 0 | 0 | 0 | 0 | 0 | 0 | 0 | 0 | 1 |
| Nov 6 | @ SD | L | p | 0 | 0 | 0 | 0.0 | 0.0 | 0 | 0 | 0 | 0 | 0 | 0 | 0 | 0 | 0 | 1 |
| Nov 13 | GB | W | p | 2 | 2 | 0 | 0.0 | 0.0 | 0 | 0 | 0 | 0 | 0 | 0 | 0 | 0 | 0 | 1 |
| Nov 20 | @ Ind | L | p | 0 | 0 | 0 | 0.0 | 0.0 | 0 | 0 | 0 | 0 | 0 | 0 | 0 | 0 | 0 | 0 |
| Nov 27 | @ Chi | W | p | 4 | 4 | 0 | 0.0 | 0.0 | 0 | 0 | 0 | 0 | 0 | 1 | 0 | 0 | 0 | 0 |
| Dec 11 | Den | W | p | 4 | 4 | 0 | 0.0 | 0.0 | 0 | 1 | 0 | 0 | 0 | 2 | 0 | 0 | 0 | 0 |
| Dec 18 | @ KC | W | p | 1 | 0 | 1 | 0.0 | 0.0 | 0 | 0 | 1 | 0 | 0 | 2 | 0 | 0 | 0 | 1 |
| Dec 24 | @ Jax | L | S | 4 | 4 | 0 | 0.0 | 0.0 | 0 | 0 | 0 | 0 | 0 | 0 | 0 | 0 | 0 | 1 |
| Jan 1 | Hou | W | S | 3 | 3 | 0 | 0.0 | 0.0 | 0 | 0 | 0 | 0 | 0 | 1 | 0 | 0 | 0 | 0 |
| Totals | | | | 9-7 | 13/2 | 18 | 17 | 1 | 0.0 | 0.0 | 0 | 1 | 1 | 0 | 6 | 0 | 0 | 6 |

2017 Tennessee Titans

| Date | Opp | W/L | P/S | Tot | Solo | Asst | Sk | - Yds | QBP | TFL | Int | - Yds | -TD | PD | FF | FR | - Yds | SpT |
|---------------|-------|-----|-----|--|-------------|-----------|-----------|----------|------------|------------|----------|----------|----------|----------|----------|----------|----------|----------|
| Sept 10 | Oak | L | IA | | | | | | | | | | | | | | | |
| Sept 17 | @ Jax | W | p | 2 | 2 | 0 | 0.0 | 0.0 | 0 | 0 | 0 | 0 | 0 | 0 | 0 | 1 | 0 | 0 |
| Sept 24 | Sea | W | S | 2 | 2 | 0 | 0.0 | 0.0 | 0 | 0 | 0 | 0 | 0 | 2 | 0 | 0 | 0 | 0 |
| Oct 1 | @ Hou | L | p | 4 | 4 | 0 | 0.0 | 0.0 | 0 | 0 | 0 | 0 | 0 | 0 | 0 | 0 | 0 | 1 |
| Oct 8 | @ Mia | L | S | 2 | 1 | 1 | 0.0 | 0.0 | 0 | 0 | 0 | 0 | 0 | 0 | 0 | 0 | 0 | 1 |
| Oct 16 | Ind | W | S | 1 | 1 | 0 | 0.0 | 0.0 | 0 | 1 | 0 | 0 | 0 | 0 | 0 | 0 | 0 | 2 |
| Oct 22 | @ Cle | W | p | 3 | 3 | 0 | 0.0 | 0.0 | 0 | 0 | 0 | 0 | 0 | 0 | 0 | 0 | 0 | 1 |
| Nov 5 | Bal | W | p | 1 | 1 | 0 | 0.0 | 0.0 | 0 | 0 | 0 | 0 | 0 | 0 | 0 | 0 | 0 | 2 |
| Nov 12 | Cin | W | S | 2 | 1 | 1 | 0.0 | 0.0 | 0 | 0 | 0 | 0 | 0 | 0 | 0 | 0 | 0 | 0 |
| Nov 16 | @ Pit | L | S | 2 | 2 | 0 | 0.0 | 0.0 | 0 | 0 | 0 | 0 | 0 | 1 | 0 | 0 | 0 | 0 |
| Nov 26 | @ Ind | W | p | 1 | 1 | 0 | 0.0 | 0.0 | 0 | 0 | 0 | 0 | 0 | 0 | 0 | 0 | 0 | 0 |
| Dec 3 | Hou | W | p | 2 | 1 | 1 | 0.0 | 0.0 | 0 | 0 | 1 | 0 | 0 | 1 | 0 | 0 | 0 | 0 |
| Dec 10 | @ Ari | L | p | 6 | 4 | 2 | 0.0 | 0.0 | 0 | 0 | 0 | 0 | 0 | 0 | 0 | 0 | 0 | 0 |
| Dec 17 | @ SF | L | p | 5 | 5 | 0 | 0.0 | 0.0 | 0 | 0 | 0 | 0 | 0 | 0 | 1 | 0 | 0 | 0 |
| Dec 24 | LAR | | | Placed on injured reserve on Dec. 22, 2017 | | | | | | | | | | | | | | |
| Dec 31 | Jax | | | | | | | | | | | | | | | | | |
| Totals | | | | 8-6 | 13/5 | 33 | 28 | 5 | 0.0 | 0.0 | 0 | 1 | 1 | 0 | 5 | 1 | 0 | 7 |

LeSHAUN SIMS' NFL STATISTICS

REGULAR SEASON

| REGULAR SEASON | | TACKLES | | | | | | | | | | INTERCEPTIONS | | | | | FUMBLES | | | | |
|----------------|-----------|---------|----|-----|------|------|-----|-----|-----|-----|----|---------------|----|----|----|----|---------|-----|-----|--|--|
| Year | Team | GP | GS | Tot | Solo | Asst | Sk | Yds | QBP | TFL | No | Yds | Lg | TD | PD | FF | FR | Yds | SpT | | |
| 2016 | Tennessee | 13 | 2 | 18 | 17 | 1 | 0.0 | 0.0 | 0 | 1 | 1 | 0 | 0 | 0 | 6 | 0 | 0 | 0 | 6 | | |
| 2017 | Tennessee | 13 | 5 | 33 | 28 | 5 | 0.0 | 0.0 | 0 | 1 | 1 | 0 | 0 | 0 | 5 | 1 | 0 | 0 | 7 | | |
| NFL Totals | | 26 | 7 | 51 | 45 | 6 | 0.0 | 0.0 | 0 | 2 | 2 | 0 | 0 | 0 | 11 | 1 | 0 | 0 | 13 | | |

Single-Game Highs

- Tackles - **6 at Arizona (12/10/17)**
- Interceptions - **1 (Twice, last vs. Houston 12/3/17)**
- Passes Defended - **2 (Three times, last vs. Seattle 9/24/17)**
- Forced Fumble - **1 at Jacksonville (9/17/17)**
- Special Teams Tackles - **2 (Twice, last vs. Baltimore (10/16/17)**

Additional Career Statistics

Special Teams Fumble Recovery - 2 (1 vs. Jacksonville, 10/27/16; 1 vs. Green Bay 11/13/16)



81 JONNU SMITH

TIGHT END • 6'3" • 248 LBS • COLLEGE: FLORIDA INTERNATIONAL
ACQUIRED: 3RD ROUND - 2017 • NFL EXPERIENCE (NFL/TITANS): ROOKIE
HOMETOWN: OCALA, FLA.
GAMES PLAYED/GAMES STARTED: 16/13 (PLAYOFFS: 2/1)



PRO: The Titans selected Jonnu Smith in the third round (100th overall) of the 2017 NFL Draft. The 6-foot-3-inch, 248-pounder was a prolific passer catcher in his four seasons at Florida International. Smith concluded his career as FIU's all-time leader for tight ends in receptions and receiving yards and his 18 career receiving touchdowns ranked third in the school's record books. Smith has shown ability to flash after the catch and has the speed to attack all three levels of the field. The tight end is also known for his strength and willingness to block in the run game.

CAREER HIGHLIGHTS:

- Smith finished his career as Florida International's all-time leader for tight ends in receptions and receiving yards. Smith ended his career ranking fourth on the school's career receptions list and fifth on the program's receiving yardage list. His 18 career receiving touchdowns rank third in school annals.
- As a sophomore (2014), led all college tight ends with 61 receptions, 710 receiving yards and eight touchdown catches.

TITANS TIDBITS:

- Smith credits his mother, Karen, for his successes. Jonnu's father passed away as a result of a tow truck accident when he was four years old and his mother raised all six children by herself. "My mother is my rock. It was tough, but we always got what we needed—not necessarily what we wanted all the time—but what we needed. She was so strong all the time."
- Smith endured a lot of challenges as a youngster in Philadelphia and after his brother was arrested and one of his friends was killed on the streets, a decision needed to be made. His family didn't have the financial means to just uproot, so for his own safety Jonnu moved in with his mother's sister and brother-in-law, Darla and Mike Kirkland, in Ocala, Fla. He started playing high school football and even though he was far from a touted recruit, he earned a scholarship to Florida International where his play took off.
- Smith's best friend Willie "Quasim" Jefferson tragically died from a gun shot in October 2016. Jonnu gave his son the middle name Quasim in honor of him.

CAREER TRANSACTIONS:

- The Philadelphia, Pa., native was selected by the Titans in the third round (100th overall) of the 2017 NFL Draft.

SEASON RECAPS:

2017 (16/13, 2/1): Played in all 16 games with 13 starts at tight end in his rookie campaign and snared 18 receptions for 157 yards with a pair of touchdowns. Saw action in both postseason contests with one start and grabbed three passes for 19 yards. Led or tied for the team lead in receptions twice in 2017 (at MIA, vs. JAX). Registered his first career receiving touchdown at Jacksonville (9/17/17). Appeared in his first career NFL game and made his first career start against Oakland (9/10/17).
• Against Oakland (9/10), started at tight end in his NFL debut.
• At Jacksonville (9/17), started at tight end and snared two receptions for 30 yards, including his first career receiving touchdown. Gave the Titans a 30-3 lead with a 32-yard touchdown on a screen pass with 9:57 remaining in the fourth quarter.
• Against Seattle (9/24), started at tight end and caught a 24-yard touchdown pass. Helped block for Titans' ball carriers to collect 195 rushing yards on 35 carries (5.6 avg.). Increased the Titans lead to 23-14 with a 24-yard touchdown catch on a wheel route with 3:50 left to play in the third quarter.
• At Houston (10/1), started at tight end.

- At Miami (10/8), started at tight end and led the team with five catches for 21 yards.
- Against Indianapolis (10/16), played as a reserve at tight end and snared one catch for 10 yards.
- At Cleveland (10/22), started at tight end and caught two passes for 22 yards.
- Against Baltimore (11/5), started at tight end and saw action on special teams.
- Against Cincinnati (11/12), started at tight end and snared two receptions for 20 yards.
- At Pittsburgh (11/16), played as a reserve at tight end.
- At Indianapolis (11/26), started at tight end.
- Against Houston (12/3), started at tight end.
- At Arizona (12/10), started at tight end.
- At San Francisco (12/17), played as a reserve at tight end and snared one reception for five yards.
- Against Los Angeles Rams (12/24), started at tight end and hauled in one reception for 13 yards.
- Against Jacksonville (12/31), started at tight end and tied for the team lead with three receptions for 12 yards.
- At Kansas City (1/6), started at tight end and grabbed two receptions for 15 yards in his first career postseason game. Converted a critical third down with a 10-yard catch on third-and-two during the Titans' game-winning touchdown drive in the fourth quarter.
- At New England (1/13), played as a reserve at tight end and notched one catch for four yards before leaving the game late in the third quarter with an injury.

COLLEGE:

- In four seasons at Florida International (2013-16), Smith appeared in 43 career games and tallied 178 receptions for 2,001 yards with 18 touchdowns.

AS A SENIOR (2016), started in 11 games for the Panthers and was a second team, All-Conference USA honoree. Caught 42 passes for 506 yards and four touchdowns. Became the fifth player in Florida International history to register over 2,000 yards receiving during a career (2,001 yards). Finished his career registering at least one reception in every game he played (43-straight – second-most in school history).

- Against Indiana (9/1), opened the season with a season-high eight catches for 83 yards.
- At Charlotte (10/15), hauled in his first touchdown reception of the season - the game winning nine-yard reception - with 1:05 left in the contest.
- Against Louisiana Tech (10/22), caught five passes for 81 yards and one touchdown.
- Against Middle Tennessee (10/29), recorded 75 yards on six receptions and a touchdown.
- At Old Dominion (11/26), tallied two catches for 50 yards, including a 36-yard touchdown reception.

AS A JUNIOR (2015), started eight games for the Panthers and recorded 36 catches for 397 yards and four touchdowns. Finished fourth on the team in receptions, third in receiving yards and second in receiving touchdowns. Missed the final four games of the season due to injury.

- At Middle Tennessee (10/17), recorded five catches for a then-season-high 62 yards.
- Against Old Dominion (10/24), tied a career-high with 10 receptions for a career-best 183 yards and two touchdowns. Named John Mackey Tight

End of the Week for his performance against the Monarchs.

AS A SOPHOMORE (2014), appeared and started in all 12 games for the Panthers and earned first team All-Conference USA honors. Led Florida International with 710 yards on 61 catches and eight touchdowns. Also led all tight ends nationally in touchdowns, receiving yards and receptions. Set the school record for tight ends in receiving yards, touchdowns and receptions and his eight receiving touchdowns broke the previous school season-best of seven set by T.Y. Hilton (2008, 2011) and Cory McKinney (2002). The 710 receiving yards ranked seventh all-time at FIU for a season and his 61 catches were tied for fourth in a single year.

- Against Wagner (9/6), was named the John Mackey Tight End of the Week after catching nine passes for 127 yards, including a touchdown.

- At Alabama-Birmingham (9/27), recorded his third touchdown of the season on the sixth-longest reception in school history (75 yards).

- Against Middle Tennessee (11/15), registered a career-high 140 yards on eight catches, including three touchdowns. The three receiving touchdowns were the most all-time by any Panther in a single game.

AS A FRESHMAN (2013), started all 12 games as a true freshman and earned All-Conference USA honorable mention honors as well as a spot on the league's All-Freshmen team. Led all Florida International players with 39 receptions for 388 yards and was the only FIU receiver to have a catch in all 12 games. Either led or tied for the team-lead in receptions or receiving yards in eight of 12 games. Was the first true freshman to lead the team in receptions and receiving yards since T.Y. Hilton in 2008.

- Against Bethune-Cookman (9/14), caught his first career touchdown on a one-yard pass from E.J. Hilliard.

- Against Louisiana Tech (10/26), tallied two receptions for 54 yards, including a 38-yard touchdown catch.

- Against East Carolina (11/2), registered a career-best 10 receptions for 97 yards. The 10 receptions were the second-most by an FIU tight end in a single game.

- Majored in liberal studies at Florida International.

PERSONAL:

- Has a son, Jaiyen.

- Attended West Port (Ocala, Fla.) High School and was named to the 2012 Ocala Star Banner All-County first team and the 2012 Florida Athletic Coaches Association All-District 7 Football team.

- As a senior, posted a team leading 34 catches for 517 yards and two touchdowns.

- As a junior, notched nine receptions for 101 yards and two touchdowns.

- Also competed in weightlifting, finishing second in the county in the 219-pound weight class.

- Follow Smith on Twitter at @EasyMoney_87.

- Follow Smith on Instagram at @jonnusmith87.

- List of favorites: (movie) all the "Halloween" Michael Myers' films; (TV show) "Stranger Things"; (musician or band) Meek Mill; (food) chicken and shrimp alfredo; (guilty pleasure) Swedish fish; (sports team as a child) Philadelphia Eagles and (athlete as a child) LeBron James.

- Born Jonnu Andre Smith on Aug. 22, 1995 in Philadelphia, Pa.

JONNU SMITH'S COLLEGE STATISTICS

| Year | Team | GP | GS | RECEIVING | | | | | RUSHING | | | | |
|-----------------------|--------------|-----------|-----------|------------|--------------|-------------|------------|-----------|----------|----------|------------|----------|----------|
| | | | | No | Yds | Avg | Lg | TD | Att | Yds | Avg | Lg | TD |
| 2013 | Florida Int. | 12 | 12 | 39 | 388 | 9.9 | 38t | 2 | 0 | 0 | - | 0 | 0 |
| 2014 | Florida Int. | 12 | 12 | 61 | 710 | 11.6 | 75t | 8 | 0 | 0 | - | 0 | 0 |
| 2015 | Florida Int. | 8 | 8 | 36 | 397 | 11.0 | 67t | 4 | 0 | 0 | - | 0 | 0 |
| 2016 | Florida Int. | 11 | 11 | 42 | 506 | 12.0 | 40 | 4 | 1 | 5 | 5.0 | 5 | 0 |
| College Totals | | 43 | 43 | 178 | 2,001 | 11.2 | 75t | 18 | 1 | 5 | 5.0 | 5 | 0 |

Single-Game Highs

Receptions - 10 (Twice, last vs. Old Dominion 10/24/15)

Receiving Yards - 183 vs. Old Dominion (10/24/15)

Long Reception - 75t at Alabama-Birmingham (10/27/14)

Receiving Touchdowns - 3 vs. Middle Tennessee (11/8/14)

Additional Statistics

Tackles - 1 (2013), 1 (2015), 2 (2016)

Kick Returns - 1 for 0 yards (2016)

JONNU SMITH'S GAME-BY-GAME

| 2017 Tennessee Titans | | | | RECEIVING | | | | | | | | | |
|-----------------------|-------|-----|-----|------------|--------------|-----------|------------|------------|------------|----------|--|--|--|
| Date | Opp. | W/L | P/S | No | Yds | Avg | Lg | TD | | | | | |
| Sept 10 | Oak | L | S | 0 | 0 | - | 0 | 0 | | | | | |
| Sept 17 | @ Jax | W | S | 2 | 30 | 15.0 | 32t | 1 | | | | | |
| Sept 24 | Sea | W | S | 1 | 24 | 24.0 | 24t | 1 | | | | | |
| Oct 1 | @ Hou | L | S | 0 | 0 | - | 0 | 0 | | | | | |
| Oct 8 | @ Mia | L | S | 5 | 21 | 4.2 | 9 | 0 | | | | | |
| Oct 16 | Ind | W | p | 1 | 10 | 10.0 | 10 | 0 | | | | | |
| Oct 22 | @ Cle | W | S | 2 | 22 | 11.0 | 14 | 0 | | | | | |
| Nov 5 | Bal | W | S | 0 | 0 | - | 0 | 0 | | | | | |
| Nov 12 | Cin | W | S | 2 | 20 | 10.0 | 12 | 0 | | | | | |
| Nov 16 | @ Pit | L | p | 0 | 0 | - | 0 | 0 | | | | | |
| Nov 26 | @ Ind | W | S | 0 | 0 | - | 0 | 0 | | | | | |
| Dec 3 | Hou | W | S | 0 | 0 | - | 0 | 0 | | | | | |
| Dec 10 | @ Ari | L | S | 0 | 0 | - | 0 | 0 | | | | | |
| Dec 17 | @ SF | L | p | 1 | 5 | 5.0 | 5 | 0 | | | | | |
| Dec 24 | LAR | L | S | 1 | 13 | 13.0 | 13 | 0 | | | | | |
| Dec 31 | Jax | W | S | 3 | 12 | 4.0 | 5 | 0 | | | | | |
| Totals | | | | 9-7 | 16/13 | 18 | 157 | 8.7 | 32t | 2 | | | |
| Playoffs | | | | | | | | | | | | | |
| Jan 6 | @ KC | W | S | 2 | 15 | 7.5 | 10 | 0 | | | | | |
| Jan 13 | @ NE | L | p | 1 | 4 | 4.0 | 4 | 0 | | | | | |
| Totals | | | | 1-1 | 2/1 | 3 | 19 | 6.3 | 10 | 0 | | | |

JONNU SMITH'S NFL STATISTICS

REGULAR SEASON

| REGULAR SEASON | | | | RECEIVING | | | | | RUSHING | | | | |
|----------------|-----------|----|----|-----------|-----|-----|-----|----|---------|-----|-----|----|----|
| Year | Team | GP | GS | No | Yds | Avg | Lg | TD | Att | Yds | Avg | Lg | TD |
| 2017 | Tennessee | 16 | 13 | 18 | 157 | 8.7 | 32t | 2 | 0 | 0 | - | 0 | 0 |
| NFL Totals | | 16 | 13 | 18 | 157 | 8.7 | 32t | 2 | 0 | 0 | - | 0 | 0 |

PLAYOFFS

| PLAYOFFS | | | | | RECEIVING | | | | | RUSHING | | | | |
|------------|-----------|----|----|----|-----------|-----|----|----|-----|---------|-----|----|----|--|
| Year | Team | GP | GS | No | Yds | Avg | Lg | TD | Att | Yds | Avg | Lg | TD | |
| 2017 | Tennessee | 2 | 1 | 3 | 19 | 6.3 | 10 | 0 | 0 | 0 | - | 0 | 0 | |
| NFL Totals | | 2 | 1 | 3 | 19 | 6.3 | 10 | 0 | 0 | 0 | - | 0 | 0 | |

Single-Game Highs

Receptions - **5 at Miami (10/8/17)**

Receiving Yards - **30 at Jacksonville (9/17/17)**

Long Reception - **32t at Jacksonville (9/17/17)**

Touchdowns - **1 (Twice, last vs. Seattle 9/24/17)**

Playoff Single-Game Highs

Receptions - **2 at Kansas City (1/6/18)**

Receiving Yards - **15 at Kansas City (1/6/18)**

Long Reception - **10 at Kansas City (1/6/18)**

Additional Career Statistics

Misc. Tackles - **1 (2017)**



33 TYE SMITH

CORNERBACK • 6'0" • 195 LBS • COLLEGE: TOWSON

ACQUIRED: FREE AGENT - 2017

NFL EXPERIENCE (NFL/TITANS): 2/1 • HOMETOWN: RALEIGH, N.C.

GAMES PLAYED/GAMES STARTED: 19/1 (PLAYOFFS: 2/2)



PRO: The Titans added free agent cornerback Tye Smith to the roster during the 2017 offseason to provide competition and flexibility in the secondary. Smith entered the league as the Seattle Seahawks fifth round pick (170th overall) in the 2015 NFL Draft and has since garnered four games of NFL special teams experience. Smith spent the 2016 season on the Seahawks and Washington Redskins practice squads.

CAREER TRANSACTIONS:

- The Raleigh, N.C. native was selected by the Seattle Seahawks in the fifth round (170th overall) of the 2015 NFL Draft.
- Waived by the Seahawks on Sept. 3, 2016.
- Signed by the Seahawks to the team's practice squad on Sept. 8, 2016.
- Waived by the Seahawks on Sept. 20, 2016.
- Signed by the Washington Redskins to the team's practice squad on Sept. 27, 2016.
- Signed by the Titans as a free agent on Jan. 1, 2017.

SEASON RECAPS:

2017 (15/1, 2/2 - Tennessee): Played in 15 games with one start at cornerback and set career-highs with 11 tackles, an interception and eight special teams tackles. Started his first two career postseason games and tallied eight tackles and two special teams stops. Collected his first career NFL interception at Miami (10/8/17). Made his first career NFL start at cornerback against the Los Angeles Rams (12/24/17). Led or tied for the team lead in special teams tackles twice in 2017 (vs. HOU, at SF).

- Against Oakland (9/10), saw action as a reserve on special teams and limited snaps as an extra cornerback. Posted his first career tackle on defense.
- At Jacksonville (9/17), was inactive.
- Against Seattle (9/24), played as a reserve on special teams.
- At Houston (10/1), saw action as a reserve on special teams and limited snaps at cornerback.
- At Miami (10/8), played as a reserve at cornerback and notched his first career interception. Notched two special teams tackles on coverage units. Registered his first career interception when he picked off a Jay Cutler pass that was deflected by Wesley Woodyard in the second quarter.
- Against Indianapolis (10/16), saw action as a reserve on special teams.
- At Cleveland (10/22), played as a reserve on special teams.
- Against Baltimore (11/5), saw action as a reserve on special teams and notched a tackle on coverage units.
- Against Cincinnati (11/12), played as a reserve on special teams.
- At Pittsburgh (11/16), saw action as a reserve on special teams.
- At Indianapolis (11/26), played as a reserve on special teams.
- Against Houston (12/3), tied for the team lead with two special teams tackles on coverage units.
- At Arizona (12/10), played as a reserve on special teams.
- At San Francisco (12/17), led the team with two special teams tackles on coverage units.
- Against Los Angeles Rams (12/24), made his first career NFL start at cornerback and notched six tackles. Registered a special teams tackle on coverage units.
- Against Jacksonville (12/31), saw significant action as a reserve at cornerback and tallied four tackles.
- At Kansas City (1/6), started at cornerback and recorded five tackles in his first career postseason game. Posted a special teams tackle on coverage units.
- At New England (1/13), started at cornerback and registered three tackles. Notched a special teams tackle on coverage units. Stopped James White for no gain on a rush off left tackle in the final stanza.

2016 (0/0 - Seattle, Washington): Spent time on the Seahawks and Redskins practice squads.

2015 (4/0 - Seattle): Was inactive for most of the season but appeared in four games on special teams and recorded one special teams tackle.

- Against Chicago (9/27), made his NFL debut and posted one special teams tackle.

COLLEGE:

- Appeared in 50 games with 42 starts over his four-year career at Towson. Recorded the fifth-most tackles in program history with 312, five interceptions with one returned for a touchdown, 28 passes defended, four sacks, five forced fumbles and two fumble recoveries.
- As a senior (2014), started all 12 games at cornerback. Posted 84 tackles, 2.5 tackles for loss, one interception, six passes defended, forced one fumble and recovered one fumble. Was first team All-CAA selection and AP FCS All-American as a senior.
- As a junior (2013), appeared in all 16 games and started 15. Recorded 103 tackles, 4.5 for loss, one sack, two interceptions, ranked eighth in the league in passes defended with 14, forced two fumbles and recovered one fumble. Named second team All-CAA and was a member of the preseason All-CAA team.
- As a sophomore (2012), started all 11 games for the Tigers. Had a team-leading 75 tackles, one interception, forced two fumbles and recovered one fumble. Earned third team All-CAA honors.
- As a freshman (2011), appeared in 11 games and made four starts as a true freshman. Posted 49 tackles, two interceptions for 45 yards, forced one fumble and recovered one fumble.
- Majored on sports management and minored in business at Towson.

PERSONAL:

- Attended Wakefield (N.C.) High School where he played cornerback, wide receiver and returned kicks. Posted 88 tackles, four interceptions, eight pass breakups and three tackles for loss as a senior. Also caught 16 passes for 307 yards and three touchdowns on offense and tallied 515 yards as a return specialist in 2010.
- Son of Willie and Keyya Frederick.
- Has eight siblings.
- List of favorites: (movie) the "Bourne Series"; (musician or band) Lil Wayne; (athlete) LeBron James; (book) the Bible; (hobbies) reading and playing Xbox.
- Follow Smith on Instagram at @TyeSmith.
- Follow Smith on Twitter at @TyeSmithCB.
- Born Tye Smith on May 3, 1993 in Raleigh, N.C.

TYE SMITH'S GAME-BY-GAME

2015 Seattle Seahawks

| Date | Opp | W/L | P/S | Tot | Solo | Asst | Sk | - Yds | QBP | TFL | Int | - Yds | -TD | PD | FF | FR | - Yds | SpT |
|---------------|-------|-------------|------------|----------|----------|----------|------------|------------|----------|----------|----------|----------|----------|----------|----------|----------|----------|----------|
| Sept 13 | @ StL | L | DNP | | | | | | | | | | | | | | | |
| Sept 20 | @ GB | L | IA | | | | | | | | | | | | | | | |
| Sept 27 | Chi | W | p | 0 | 0 | 0 | 0.0 | 0.0 | 0 | 0 | 0 | 0 | 0 | 0 | 0 | 0 | 0 | 1 |
| Oct 5 | Det | W | p | 0 | 0 | 0 | 0.0 | 0.0 | 0 | 0 | 0 | 0 | 0 | 0 | 0 | 0 | 0 | 0 |
| Oct 11 | @ Cin | L | IA | | | | | | | | | | | | | | | |
| Oct 18 | Car | L | IA | | | | | | | | | | | | | | | |
| Oct 22 | @ SF | WDNP | | | | | | | | | | | | | | | | |
| Nov 1 | @ Dal | W | IA | | | | | | | | | | | | | | | |
| Nov 15 | Ari | L | IA | | | | | | | | | | | | | | | |
| Nov 22 | SF | W | IA | | | | | | | | | | | | | | | |
| Nov 29 | Pit | W | IA | | | | | | | | | | | | | | | |
| Dec 6 | @ Min | W | IA | | | | | | | | | | | | | | | |
| Dec 13 | @ Bal | W | IA | | | | | | | | | | | | | | | |
| Dec 20 | Cle | W | p | 0 | 0 | 0 | 0.0 | 0.0 | 0 | 0 | 0 | 0 | 0 | 0 | 0 | 0 | 0 | 0 |
| Dec 27 | StL | L | p | 0 | 0 | 0 | 0.0 | 0.0 | 0 | 0 | 0 | 0 | 0 | 0 | 0 | 0 | 0 | 0 |
| Jan 3 | @ Ari | W | IA | | | | | | | | | | | | | | | |
| Totals | | 10-6 | 4/0 | 0 | 0 | 0 | 0.0 | 0.0 | 0 | 0 | 0 | 0 | 0 | 0 | 0 | 0 | 0 | 1 |

2017 Tennessee Titans

| Date | Opp | W/L | P/S | Tot | Solo | Asst | Sk | - Yds | QBP | TFL | Int | - Yds | -TD | PD | FF | FR | - Yds | SpT |
|-----------------|-------|------------|-------------|-----------|-----------|----------|------------|------------|----------|----------|----------|-----------|----------|----------|----------|----------|----------|----------|
| Sept 10 | Oak | L | p | 1 | 1 | 0 | 0.0 | 0.0 | 0 | 0 | 0 | 0 | 0 | 0 | 0 | 0 | 0 | 0 |
| Sept 17 | @ Jax | W | IA | | | | | | | | | | | | | | | |
| Sept 24 | Sea | W | p | 0 | 0 | 0 | 0.0 | 0.0 | 0 | 0 | 0 | 0 | 0 | 0 | 0 | 0 | 0 | 0 |
| Oct 1 | @ Hou | L | p | 0 | 0 | 0 | 0.0 | 0.0 | 0 | 0 | 0 | 0 | 0 | 0 | 0 | 0 | 0 | 0 |
| Oct 8 | @ Mia | L | p | 0 | 0 | 0 | 0.0 | 0.0 | 0 | 0 | 1 | 14 | 0 | 1 | 0 | 0 | 0 | 2 |
| Oct 16 | Ind | W | p | 0 | 0 | 0 | 0.0 | 0.0 | 0 | 0 | 0 | 0 | 0 | 0 | 0 | 0 | 0 | 0 |
| Oct 22 | @ Cle | W | p | 0 | 0 | 0 | 0.0 | 0.0 | 0 | 0 | 0 | 0 | 0 | 0 | 0 | 0 | 0 | 0 |
| Nov 5 | Bal | W | p | 0 | 0 | 0 | 0.0 | 0.0 | 0 | 0 | 0 | 0 | 0 | 0 | 0 | 0 | 0 | 1 |
| Nov 12 | Cin | W | p | 0 | 0 | 0 | 0.0 | 0.0 | 0 | 0 | 0 | 0 | 0 | 0 | 0 | 0 | 0 | 0 |
| Nov 16 | @ Pit | L | p | 0 | 0 | 0 | 0.0 | 0.0 | 0 | 0 | 0 | 0 | 0 | 0 | 0 | 0 | 0 | 0 |
| Nov 26 | @ Ind | W | p | 0 | 0 | 0 | 0.0 | 0.0 | 0 | 0 | 0 | 0 | 0 | 0 | 0 | 0 | 0 | 0 |
| Dec 3 | Hou | W | p | 0 | 0 | 0 | 0.0 | 0.0 | 0 | 0 | 0 | 0 | 0 | 0 | 0 | 0 | 0 | 2 |
| Dec 10 | @ Ari | L | p | 0 | 0 | 0 | 0.0 | 0.0 | 0 | 0 | 0 | 0 | 0 | 0 | 0 | 0 | 0 | 0 |
| Dec 17 | @ SF | L | p | 0 | 0 | 0 | 0.0 | 0.0 | 0 | 0 | 0 | 0 | 0 | 0 | 0 | 0 | 0 | 2 |
| Dec 24 | LAR | L | S | 6 | 6 | 0 | 0.0 | 0.0 | 0 | 0 | 0 | 0 | 0 | 0 | 0 | 0 | 0 | 1 |
| Dec 31 | Jax | W | p | 4 | 3 | 1 | 0.0 | 0.0 | 0 | 0 | 0 | 0 | 0 | 0 | 0 | 0 | 0 | 0 |
| Totals | | 9-7 | 15/1 | 11 | 10 | 1 | 0.0 | 0.0 | 0 | 0 | 1 | 14 | 0 | 1 | 0 | 0 | 0 | 8 |
| Playoffs | | | | | | | | | | | | | | | | | | |
| Jan 6 | @ KC | W | S | 5 | 4 | 1 | 0.0 | 0.0 | 0 | 0 | 0 | 0 | 0 | 0 | 0 | 0 | 0 | 1 |
| Jan 13 | @ NE | L | S | 3 | 2 | 1 | 0.0 | 0.0 | 0 | 0 | 0 | 0 | 0 | 0 | 0 | 0 | 0 | 1 |
| Totals | | 1-1 | 2/2 | 8 | 6 | 2 | 0.0 | 0.0 | 0 | 0 | 0 | 0 | 0 | 0 | 0 | 0 | 0 | 2 |

TYE SMITH'S NFL STATISTICS

REGULAR SEASON

| Year | Team | GP | GS | TACKLES | | | | | | | INTERCEPTIONS | | | | | FUMBLES | | | |
|-------------------|--------------|-----------|----------|-----------|-----------|----------|------------|------------|----------|----------|---------------|-----------|-----------|----------|----------|----------|----------|----------|----------|
| | | | | Tot | Solo | Asst | Sk | Yds | QBP | TFL | No | Yds | Lg | TD | PD | FF | FR | Yds | SpT |
| 2015 | Seattle | 4 | 0 | 0 | 0 | 0 | 0.0 | 0.0 | 0 | 0 | 0 | 0 | 0 | 0 | 0 | 0 | 0 | 0 | 1 |
| 2016 | Seattle/Wash | 0 | 0 | | | | | | | | | | | | | | | | |
| 2017 | Tennessee | 15 | 1 | 11 | 10 | 1 | 0.0 | 0.0 | 0 | 0 | 1 | 14 | 14 | 0 | 1 | 0 | 0 | 0 | 8 |
| NFL Totals | | 19 | 1 | 11 | 10 | 1 | 0.0 | 0.0 | 0 | 0 | 1 | 14 | 14 | 0 | 1 | 0 | 0 | 0 | 9 |

PLAYOFFS

| Year | Team | GP | GS | TACKLES | | | | | | | INTERCEPTIONS | | | | | FUMBLES | | | |
|-------------------|-----------|----------|----------|----------|----------|----------|------------|------------|----------|----------|---------------|----------|----------|----------|----------|----------|----------|----------|----------|
| | | | | Tot | Solo | Asst | Sk | Yds | QBP | TFL | No | Yds | Lg | TD | PD | FF | FR | Yds | SpT |
| 2017 | Tennessee | 2 | 2 | 8 | 6 | 2 | 0.0 | 0.0 | 0 | 0 | 0 | 0 | 0 | 0 | 0 | 0 | 0 | 0 | 2 |
| NFL Totals | | 2 | 2 | 8 | 6 | 2 | 0.0 | 0.0 | 0 | 0 | 0 | 0 | 0 | 0 | 0 | 0 | 0 | 0 | 2 |

Single-Game Highs

Tackles - **6 vs. L.A. Rams (12/24/17)**

Interceptions - **1 at Miami (10/8/17)**

Special Teams Tackles - **2 (Three time, last at San Francisco 12/17/17)**

Playoff Single-Game Highs

Tackles - **5 at Kansas City (1/6/18)**

Special Teams Tackles - **1 (Twice, last at New England 1/13/18)**



67 QUINTON SPAIN

GUARD • 6'4" • 330 LBS • COLLEGE: WEST VIRGINIA

ACQUIRED: FREE AGENT - 2015 • NFL EXPERIENCE (NFL/TITANS): 3/3

HOMETOWN: PETERSBURG, VA.

GAMES PLAYED/GAMES STARTED: 35/33 (PLAYOFFS: 2/2)



PRO: Quinton Spain was one of two rookie free agents to make the Titans' 53-man roster out of training camp in 2015. After playing sparingly at the beginning of his rookie campaign, he started the final six games at left guard and became a full-time contributor in 2016 with 13 starts at left guard. The 6-foot-4-inch, 330-pounder has the versatility to play both guard and tackle on the pro level. The Petersburg, Va., native was a two-time All-Big 12 selection during his tenure at West Virginia University.

CAREER HIGHLIGHTS:

- In 2016, made 13 starts at left guard and appeared in a career-high 14 games while blocking for the NFL's third-ranked rushing attack.
- Spain started the final six games of his 2015 rookie season at left guard.
- Spain recorded his first NFL start 11 games into his rookie season on Nov. 29, 2015 against the Oakland Raiders.
- He made his professional debut against Buffalo on Oct. 11, 2015.

TITANS TIDBITS:

- Spain has hosted a Football Skills Camp the last two years in his hometown of Petersburg, Va. During his camp on July 1, 2017, Petersburg Mayor Sam Parham gave Spain a proclamation and officially declared it Quinton Spain Day.

CAREER TRANSACTIONS:

- The Petersburg, Va., native was signed by the Titans as an undrafted free agent on May 11, 2015.

SEASON RECAPS:

2017 (14/14, 2/2): Started 14 games and both postseason contests at left guard. Was inactive for two regular season games.

- Against Oakland (9/10), started at left guard and was a part of an offensive line that helped produce 350 total yards and allow just one sack on 41 pass attempts.
- At Jacksonville (9/17), started at left guard and opened holes for a rushing attack that amassed 179 yards on 36 carries (5.0 avg.). Member of a unit that allowed just one sack on 27 pass attempts.
- Against Seattle (9/24), started at left guard and helped block for Titans' ball carriers to collect 195 rushing yards on 35 carries (5.6 avg.). Member of an offensive front that did not allow a sack on 32 pass attempts.
- At Houston (10/1), started at left guard.
- At Miami (10/8), started at left guard.
- Against Indianapolis (10/16), started at left guard and was a member of an offensive front that helped produce 473 total yards and allow just one sack for one yard on 32 pass attempts.
- At Cleveland (10/22), started at left guard. Left the game briefly late in the second quarter with an injury but returned at the start of the third quarter.
- Against Baltimore (11/5), was inactive.
- Against Cincinnati (11/12), was inactive.
- At Pittsburgh (11/16), returned to the lineup as the starter at left guard.
- At Indianapolis (11/26), started at left guard and was a part of an offensive front that did not allow a sack on 25 pass attempts.
- Against Houston (12/3), started at left guard and helped open holes for Titans' ball carriers to gain 198 yards on 25 carries with two scores on the ground.
- At Arizona (12/10), started at left guard.
- At San Francisco (12/17), started at left guard and was a part of an offensive front that allowed just one sack on 33 pass attempts.
- Against Los Angeles Rams (12/24), started at left guard and was a member of an offensive line that allowed just one sack on 39 pass attempts.

- Against Jacksonville (12/31), started at left guard.
- At Kansas City (1/6), started at left guard in his first career postseason game and helped open holes for Titans' ball carriers to gain 202 rushing yards on 31 carries (6.5 avg.).
- At New England (1/13), started at left guard.

2016 (14/13): Played in a career-high 14 games with 13 starts at left guard and was a part of an offensive front that blocked for the NFL's third-ranked rushing attack which averaged 136.7 rush yards per game. Was inactive for two contests (vs. JAX, at SD).

- At Detroit (9/18), started at left guard and blocked for an offense that amassed 363 total yards in a 16-15 comeback win.
- Against Oakland (9/25), started at left guard and was a part of an offensive line that helped produce 393 total yards and allow just one sack on 33 pass attempts.
- At Miami (10/9), started at left guard and was a member of an offensive front that opened holes for Titans' rushers to gain 235 yards on the ground and did not allow a sack on 29 pass attempts.
- Against Cleveland (10/16), started at left guard and blocked for an offense that compiled a season-high 407 total yards, including 137 rushing yards.
- Against Indianapolis (10/23), started at left guard before leaving the game early in the second quarter with an injury.
- Against Green Bay (11/13), saw limited action as a reserve tackle.
- At Chicago (11/27), started at left guard and was a member of an offensive front that did not allow a sack on 23 pass attempts. Blocked for Titans' ball carriers to gain 149 yards on the ground.
- Against Denver (12/11), started at left guard and was a part of an offensive line that opened holes for Titans' rushers to amass 180 rushing yards on 42 carries in a 13-10 victory over the Broncos.
- At Kansas City (12/18), started at left guard and helped pave the way for Titans' ball carriers to gain 148 yards on the ground. Member of an offensive front that allowed just one sack for zero yards on 33 pass attempts.

2015 (7/6): Played in seven games with six starts at left guard as a rookie. Was inactive for eight games and did not play in another contest. Made his first career NFL start at Oakland (11/29/15). Made his NFL debut as a reserve against Buffalo (10/11/15).

- Against Buffalo (10/11), played in his first career NFL game as a reserve at left guard when Taylor Lewan left the game briefly with an injury.
- Against Oakland (11/29), made his first career NFL start at left guard.
- Against Jacksonville (12/6), started at left guard and helped block for a Titans' offense that amassed 467 total yards.
- Against Houston (12/27), started at left guard. Moved to right tackle for one snap when Byron Bell left the game with an injury.

COLLEGE:

- Played in 50 career games with 38 starts at West Virginia and was a two-time All-Big 12 team honoree.
- As a senior (2014), started 12 games at left guard and was named All-Big 12 first team by ESPN.com, All-Big 12 second team by Associated Press and All-Big 12 honorable mention by the coaches. Was used on 1,084 plays, including 1,009 offensive plays. Helped pave the way for the offense to average 499.8 yards per game of total offense, 33.5 points per game, 182.8 rushing yards and 317.0 passing yards.
- As a junior (2013), named All-Big 12 Conference third team by Phil Steele and All-Big 12 Conference honorable mention by the coaches. Started all 12 games, the first four at left tackle and the final eight contests at left guard. Was used on 791 offensive plays, the second most on the offense.

- As a sophomore (2012), started all 13 games at left tackle. Also saw action at guard. Saw action in 967 of 998 offensive plays in 2012 and finished year No. 2 on the line with 57.5 knockdowns.
- As a redshirt freshman (2011), added depth at both tackle positions. Played in 13 games with one start and saw action on 266 plays. Only allowed one sack the entire season. Saw action in 30 or more plays in four games.
- As a freshman (2010), redshirted.

PERSONAL:

- Has a son, Kingston Lamar Spain.
- Attended Petersburg (Va.) High School and played in the U.S. Army All-American game.
- As a senior, scored four touchdowns as a fullback on goal line packages. Collected 103 tackles as a defensive tackle and forced seven fumbles and recovered five fumbles. Also recorded 23 tackles for loss, five sacks and had seven games with 10 or more tackles.
- Follow Spain on Twitter at @quinton_spain.
- Follow Spain on Instagram at @mr.undrafted.
- Born Quinton Lamar Spain on Aug. 7, 1991 in Petersburg, Va.

QUINTON SPAIN'S NFL STATISTICS

REGULAR SEASON

| Year | Team | GP | GS |
|-------------------|-----------|-----------|-----------|
| 2015 | Tennessee | 7 | 6 |
| 2016 | Tennessee | 14 | 13 |
| 2017 | Tennessee | 14 | 14 |
| NFL Totals | | 35 | 33 |

PLAYOFFS

| Year | Team | GP | GS |
|-------------------|-----------|----------|----------|
| 2017 | Tennessee | 2 | 2 |
| NFL Totals | | 2 | 2 |

Starts Breakdown:

2015 - LG 6; 2016 - LG 13; 2017 - LG 14 (Playoffs - LG 2)

Additional Statistics

Misc. Tackles - 1 (2015), [1 \(2017\)](#)



88 LUKE STOCKER

TIGHT END • 6'5" • 253 LBS • COLLEGE: TENNESSEE

ACQUIRED: FREE AGENT - 2017 • NFL EXPERIENCE (NFL/TITANS): 7/1

HOMETOWN: BEREA, KY.

GAMES PLAYED/GAMES STARTED: 83/58 (PLAYOFFS: 2/0)



PRO: The Titans signed Luke Stocker in December 2017 to add competition and depth to the tight end position. The 6-foot-5-inch, 253-pounder is a physical presence known for his blocking in the run game. The University of Tennessee product was selected by the Tampa Bay Buccaneers in the fourth round of the 2011 NFL Draft. Stocker appeared in 80 games with 56 starts in his seven seasons with the Buccaneers (2011-17) and recorded 52 receptions for 400 yards and three touchdowns.

CAREER HIGHLIGHTS:

- In 2012, Stocker saw action in all 16 games for the only time of his career and posted career-highs with 16 receptions and 165 receiving yards.

TITANS TIDBITS:

- Stocker played in the 2010 Music City Bowl and in the process set a Tennessee record for position players by competing in all 52 games of his collegiate career.

CAREER TRANSACTIONS:

- The Berea, Ky., native was originally selected by the Tampa Bay Buccaneers in the fourth round (104th overall) of the 2011 NFL Draft.
- Released by the Buccaneers on Nov. 28, 2017.
- Signed by the Titans as a free agent on Dec. 4, 2017.

SEASON RECAPS:

2017 (9/4 - Tampa Bay; 3/2, 2/0 - Tennessee): Played in nine games with four starts as a member of the Buccaneers and registered three catches for 18 yards. Released by Tampa Bay on Nov. 28, 2017. Signed by the Titans on Dec. 4, 2017. Saw action in three games with two starts at tight end and grabbed one reception for 12 yards. Posted a special teams tackle. Was inactive for one game. Played as a reserve in his first two career postseason contests.

- At New Orleans (11/5), caught two passes for 13 yards, with an eight-yard touchdown catch.
- At Arizona (12/10), was inactive.
- At San Francisco (12/17), played as a reserve at tight end in his first game in a Titans uniform.
- Against Los Angeles Rams (12/24), started at tight end.
- Against Jacksonville (12/31), started at tight end and caught one pass for 12 yards. Notched a special teams tackle on coverage units.
- At Kansas City (1/6), played as a reserve at tight end and helped the team amass 202 rushing yards on 31 carries (6.5 avg.) in his first career postseason game.
- At New England (1/13), saw action as a reserve at tight end and on special teams.

2016 (12/10 - Tampa Bay): Played in 12 games with 10 starts and collected five receptions for 23 yards. Was inactive for four games.

- At San Francisco (10/23), started at tight end and assisted an offense totaling 513 total yards, tied for the fourth-most in a single game in team history, including 249 rushing yards, the fourth-most in a single game in franchise history.
- Against Oakland (10/30), caught two passes for eight yards.
- Against Chicago (11/13), caught one pass for 11 yards.

2015 (14/13 - Tampa Bay): Saw action in 14 games with 13 starts and notched nine receptions for 61 yards with a touchdown. Was inactive for two games.

- At Washington (10/25), started at tight end and tied a career-high with three receptions for 22 yards.

- At St. Louis (12/17), caught three passes for 29 yards and one touchdown. Recovered a key fumble near the goal line, keeping the Buccaneers offense on the field and proceeded to catch the three-yard scoring reception on the next play.

2014 (13/7 - Tampa Bay): Appeared in 13 games with seven starts and amassed seven receptions for 41 yards. Was inactive for three games.

- At Atlanta (9/18), finished with two catches for 15 yards.
- At Detroit (12/7), finished with one reception for four yards, two miscellaneous tackles and one forced fumble, which was recovered by Tampa Bay and led to a Buccaneers touchdown.
- Against Green Bay (12/21), started at tight end and tallied two receptions for eight yards.

2013 (2/2 - Tampa Bay): Started the first two games of the season. Was inactive for one contest before being placed on injured reserve on Sept. 23.

2012 (16/11 - Tampa Bay): Appeared in all 16 games with 11 starts and posted career-highs with 16 receptions and 165 yards with one touchdown.

- At Dallas (9/23), recorded his first NFL touchdown on a one-yard pass from Josh Freeman.
- Against New Orleans (10/21), notched a career-long 33-yard reception.
- At New Orleans (12/16), tallied three receptions for 23 yards.
- At Atlanta (12/30), posted three receptions for a career-high 50 yards.

2011 (14/9 - Tampa Bay): Played in 14 games with nine starts for the Buccaneers and posted 12 receptions for 92 yards. Was inactive for two games.

- At Minnesota (9/18), recorded his first career NFL reception for 17 yards.
- Against Atlanta (9/25), caught two passes for 33 yards.
- At Carolina (12/24), registered three catches for 14 yards.

COLLEGE:

- Started in 38 of 52 games played, including his last 38 games during his Tennessee career (2007-10) and recorded 85 receptions for 956 yards and eight touchdowns.
- Named team captain as a senior and finished the season by collecting 39 receptions for 417 yards to rank third on team in both categories, while adding two touchdowns.
- One of 10 players to start every 2010 game for Tennessee and only Volunteer with reception in every game, including 11 contests with multiple catches.
- Named 2010 Mackey Award Semifinalist (nation's top tight end), All-SEC second-team by Phil Steele and was selected to the 2011 Senior Bowl.
- As a junior, recorded 29 catches for 389 yards and finished second on the team with five touchdowns.
- Shared Tennessee's 2010 Fourth Quarter Award presented to players who compete with intangible values that provide foundation of UT Football Program: attitude, discipline, toughness, effort and team.
- Graduated with a degree in sport management and had begun work on second degree in recreation and leisure studies.

PERSONAL:

- Married to Diane and the couple has a son, Liam.
- Attended Madison Southern High School (Berea, Ky.), where he was an honor student and three-year starter for head coach Doug Carter.
- Named two-time All-Conference and Class 3A All-District VII, 2006 Class of the Commonwealth and 2005 All-State. Played in Kentucky-Tennessee All-Star Game.

- As a senior, caught 36 passes for 560 yards and five touchdowns on offense and also made 48 tackles on defensive line, including 21 tackles for loss and 14 sacks.
- Also a standout basketball player, averaging 17 points as junior forward, making All-District and All-Region.
- Was named Academic All-State in football and basketball.
- Follow Stocker on Twitter at @LukeStocker88.
- Born Lucas Aaron Stocker on July 17, 1988 in Berea, Ky.

LUKE STOCKER'S GAME-BY-GAME

2011 Tampa Bay Buccaneers

| | | | | RECEIVING | | | | |
|---------------|-------|-------------|-------------|-----------|-----------|------------|-----------|----------|
| Date | Opp. | W/L | P/S | No | Yds | Avg | Lg | TD |
| Sept 11 | Det | L | S | 0 | 0 | - | 0 | 0 |
| Sept 18 | @ Min | W | S | 1 | 17 | 17.0 | 17 | 0 |
| Sept 25 | Atl | W | S | 2 | 33 | 16.5 | 24 | 0 |
| Oct 3 | Ind | W | S | 2 | 9 | 4.5 | 5 | 0 |
| Oct 9 | @ SF | L | IA | | | | | |
| Oct 16 | NO | W | IA | | | | | |
| Oct 23 | Chi | L | p | 2 | 14 | 7.0 | 10 | 0 |
| Nov 6 | @ NO | L | S | 0 | 0 | - | 0 | 0 |
| Nov 13 | Hou | L | S | 0 | 0 | - | 0 | 0 |
| Nov 20 | @ GB | L | p | 1 | 1 | 1.0 | 1 | 0 |
| Nov 27 | @ Ten | L | p | 0 | 0 | - | 0 | 0 |
| Dec 4 | Car | L | p | 0 | 0 | - | 0 | 0 |
| Dec 11 | @ Jax | L | S | 0 | 0 | - | 0 | 0 |
| Dec 17 | Dal | L | S | 1 | 4 | 4.0 | 4 | 0 |
| Dec 24 | @ Car | L | S | 3 | 14 | 4.7 | 9 | 0 |
| Jan 1 | @ Atl | L | p | 0 | 0 | - | 0 | 0 |
| Totals | | 4-12 | 14/9 | 12 | 92 | 7.7 | 24 | 0 |

2012 Tampa Bay Buccaneers

| | | | | RECEIVING | | | | |
|---------------|-------|------------|--------------|-----------|------------|-------------|-----------|----------|
| Date | Opp. | W/L | P/S | No | Yds | Avg | Lg | TD |
| Sept 9 | Car | W | S | 0 | 0 | - | 0 | 0 |
| Sept 16 | @ NYG | L | S | 0 | 0 | - | 0 | 0 |
| Sept 23 | @ Dal | L | p | 1 | 1 | 1.0 | 1t | 1 |
| Sept 30 | Was | L | S | 1 | 5 | 5.0 | 5 | 0 |
| Oct 14 | KC | W | p | 0 | 0 | - | 0 | 0 |
| Oct 21 | NO | L | p | 1 | 33 | 33.0 | 33 | 0 |
| Oct 25 | @ Min | W | S | 0 | 0 | - | 0 | 0 |
| Nov 4 | @ Oak | W | p | 1 | 2 | 2.0 | 2 | 0 |
| Nov 11 | SD | W | p | 1 | 11 | 11.0 | 11 | 0 |
| Nov 18 | @ Car | W | S | 0 | 0 | - | 0 | 0 |
| Nov 25 | Atl | L | S | 1 | 5 | 5.0 | 5 | 0 |
| Dec 2 | @ Den | L | S | 2 | 19 | 9.5 | 11 | 0 |
| Dec 9 | Phi | L | S | 0 | 0 | - | 0 | 0 |
| Dec 16 | @ NO | L | S | 3 | 23 | 7.7 | 15 | 0 |
| Dec 23 | StL | L | S | 2 | 16 | 8.0 | 10 | 0 |
| Dec 30 | @ Atl | W | S | 3 | 50 | 16.7 | 26 | 0 |
| Totals | | 7-9 | 16/11 | 16 | 165 | 10.3 | 33 | 1 |

2013 Tampa Bay Buccaneers

| | | | | RECEIVING | | | | |
|---------------|-------|------------|------------|---|----------|------------|----------|----------|
| Date | Opp. | W/L | P/S | No | Yds | Avg | Lg | TD |
| Sept 8 | @ NYJ | L | S | 0 | 0 | - | 0 | 0 |
| Sept 15 | NO | L | S | 0 | 0 | - | 0 | 0 |
| Sept 22 | @ NE | L | IA | | | | | |
| Sept 29 | Ari | L | | Placed on injured reserve on Sept. 23, 2017 | | | | |
| Totals | | 0-4 | 2/2 | 0 | 0 | 0.0 | 0 | 0 |

2014 Tampa Bay Buccaneers

| | | | | RECEIVING | | | | |
|---------------|-------|-------------|-------------|-----------|-----------|------------|-----------|----------|
| Date | Opp. | W/L | P/S | No | Yds | Avg | Lg | TD |
| Sept 7 | Car | L | p | 1 | 8 | 8.0 | 8 | 0 |
| Sept 14 | StL | L | S | 0 | 0 | - | 0 | 0 |
| Sept 21 | @ Atl | L | S | 2 | 15 | 7.5 | 11 | 0 |
| Sept 28 | @ Pit | W | p | 0 | 0 | - | 0 | 0 |
| Oct 5 | @ NO | L | p | 0 | 0 | - | 0 | 0 |
| Oct 19 | Bal | L | p | 0 | 0 | - | 0 | 0 |
| Oct 27 | Min | L | S | 0 | 0 | - | 0 | 0 |
| Nov 2 | @ Cle | L | p | 0 | 0 | - | 0 | 0 |
| Nov 9 | Atl | L | IA | | | | | |
| Nov 16 | @ Was | W | IA | | | | | |
| Nov 23 | @ Chi | L | p | 1 | 6 | 6.0 | 6 | 0 |
| Nov 27 | Cin | L | IA | | | | | |
| Dec 7 | @ Det | L | S | 1 | 4 | 4.0 | 4 | 0 |
| Dec 14 | @ Car | L | S | 0 | 0 | - | 0 | 0 |
| Dec 21 | GB | L | S | 2 | 8 | 4.0 | 8 | 0 |
| Dec 28 | NO | L | S | 0 | 0 | - | 0 | 0 |
| Totals | | 2-14 | 13/7 | 7 | 41 | 5.9 | 11 | 0 |

2015 Tampa Bay Buccaneers

| | | | | RECEIVING | | | | |
|---------------|-------|-------------|--------------|-----------|-----------|------------|-----------|----------|
| Date | Opp. | W/L | P/S | No | Yds | Avg | Lg | TD |
| Sept 13 | Ten | L | S | 0 | 0 | - | 0 | 0 |
| Sept 20 | @ NO | W | S | 0 | 0 | - | 0 | 0 |
| Sept 27 | @ Hou | L | p | 0 | 0 | - | 0 | 0 |
| Oct 4 | Car | L | IA | | | | | |
| Oct 11 | Jax | W | IA | | | | | |
| Oct 25 | @ Was | L | S | 3 | 22 | 7.3 | 11 | 0 |
| Nov 1 | @ Atl | W | S | 0 | 0 | - | 0 | 0 |
| Nov 8 | NYG | L | S | 0 | 0 | - | 0 | 0 |
| Nov 15 | Dal | W | S | 0 | 0 | - | 0 | 0 |
| Nov 22 | @ Phi | W | S | 0 | 0 | - | 0 | 0 |
| Nov 29 | @ Ind | L | S | 0 | 0 | - | 0 | 0 |
| Dec 6 | Atl | W | S | 1 | 4 | 4.0 | 4 | 0 |
| Dec 13 | NO | L | S | 0 | 0 | - | 0 | 0 |
| Dec 17 | @ StL | L | S | 3 | 25 | 8.3 | 14 | 1 |
| Dec 27 | Chi | L | S | 1 | 7 | 7.0 | 7 | 0 |
| Jan 3 | @ Car | L | S | 1 | 3 | 3.0 | 3 | 0 |
| Totals | | 6-10 | 14/13 | 9 | 61 | 6.8 | 14 | 1 |

LUKE STOCKER'S GAME-BY-GAME

2016 Tampa Bay Buccaneers

| | | RECEIVING | | | | | | | |
|---------------|-------|------------|--------------|----------|-----------|------------|-----------|----------|--|
| Date | Opp. | W/L | P/S | No | Yds | Avg | Lg | TD | |
| Sept 11 | @ Atl | W | S | 0 | 0 | - | 0 | 0 | |
| Sept 18 | @ Ari | L | S | 0 | 0 | - | 0 | 0 | |
| Sept 25 | LAR | L | IA | | | | | | |
| Oct 2 | Den | L | IA | | | | | | |
| Oct 10 | @ Car | W | IA | | | | | | |
| Oct 23 | @ SF | W | S | 0 | 0 | - | 0 | 0 | |
| Oct 30 | Oak | L | S | 2 | 8 | 4.0 | 10 | 0 | |
| Nov 3 | Atl | L | S | 0 | 0 | - | 0 | 0 | |
| Nov 13 | Chi | W | S | 1 | 11 | 11.0 | 11 | 0 | |
| Nov 20 | @ KC | W | S | 0 | 0 | - | 0 | 0 | |
| Nov 27 | Sea | W | S | 1 | 3 | 3.0 | 3 | 0 | |
| Dec 4 | @ SD | W | S | 0 | 0 | - | 0 | 0 | |
| Dec 11 | NO | W | IA | | | | | | |
| Dec 18 | @ Dal | L | S | 0 | 0 | - | 0 | 0 | |
| Dec 24 | @ NO | L | S | 0 | 0 | - | 0 | 0 | |
| Jan 1 | Car | W | S | 1 | 1 | 1.0 | 1 | 0 | |
| Totals | | 9-7 | 12/10 | 5 | 23 | 4.6 | 11 | 0 | |

2017 Tampa Bay Buccaneers/Tennessee Titans

| | | RECEIVING | | | | | | | |
|---|-------|------------|-------------|----------|-----------|------------|-----------|----------|--|
| Date | Opp. | W/L | P/S | No | Yds | Avg | Lg | TD | |
| Sept 17 | Chi | W | S | 0 | 0 | - | 0 | 0 | |
| Sept 24 | @ Min | L | p | 0 | 0 | - | 0 | 0 | |
| Oct 1 | NYG | W | S | 0 | 0 | - | 0 | 0 | |
| Oct 5 | NE | L | p | 0 | 0 | - | 0 | 0 | |
| Oct 15 | @ Ari | L | p | 1 | 5 | 5.0 | 5 | 0 | |
| Oct 22 | @ Buf | L | p | 0 | 0 | - | 0 | 0 | |
| Oct 29 | Car | L | p | 0 | 0 | - | 0 | 0 | |
| Nov 5 | @ NO | L | S | 2 | 13 | 6.5 | 8t | 1 | |
| Nov 12 | NYJ | W | S | 0 | 0 | - | 0 | 0 | |
| Nov 19 | @ Mia | W | IA | | | | | | |
| Nov 26 | @ Atl | L | IA | | | | | | |
| Released by the Buccaneers on Nov. 28, 2017 | | | | | | | | | |
| Dec 10 | @ Ari | L | IA | | | | | | |
| Dec 17 | @ SF | L | p | 0 | 0 | - | 0 | 0 | |
| Dec 24 | LAR | L | S | 0 | 0 | - | 0 | 0 | |
| Dec 31 | Jax | W | S | 1 | 12 | 12.0 | 12 | 0 | |
| Totals | | 4-9 | 12/6 | 4 | 30 | 7.5 | 12 | 1 | |
| Playoffs | | | | | | | | | |
| Jan 6 | @ KC | W | p | 0 | 0 | - | 0 | 0 | |
| Jan 13 | @ NE | L | p | 0 | 0 | - | 0 | 0 | |
| Totals | | 1-1 | 2/0 | 0 | 0 | 0.0 | 0 | 0 | |

LUKE STOCKER'S NFL STATISTICS

REGULAR SEASON

| | | RECEIVING | | | | | | | | RUSHING | | | | |
|-------------------|-----------|-----------|-----------|-----------|------------|------------|-----------|----------|--|----------|----------|----------|----------|----------|
| Year | Team | GP | GS | No | Yds | Avg | Lg | TD | | Att | Yds | Avg | Lg | TD |
| 2011 | Tampa Bay | 14 | 9 | 12 | 92 | 7.7 | 24 | 0 | | 0 | 0 | - | 0 | 0 |
| 2012 | Tampa Bay | 16 | 11 | 16 | 165 | 10.3 | 33 | 1 | | 0 | 0 | - | 0 | 0 |
| 2013 | Tampa Bay | 2 | 2 | 0 | 0 | - | 0 | 0 | | 0 | 0 | - | 0 | 0 |
| 2014 | Tampa Bay | 13 | 7 | 7 | 41 | 5.9 | 11 | 0 | | 0 | 0 | - | 0 | 0 |
| 2015 | Tampa Bay | 14 | 13 | 9 | 61 | 6.8 | 14 | 1 | | 0 | 0 | - | 0 | 0 |
| 2016 | Tampa Bay | 12 | 10 | 5 | 23 | 4.6 | 11 | 0 | | 0 | 0 | - | 0 | 0 |
| 2017 | TB/Tenn. | 12 | 6 | 4 | 30 | 7.5 | 12 | 1 | | 0 | 0 | - | 0 | 0 |
| NFL Totals | | 83 | 58 | 53 | 412 | 7.8 | 33 | 3 | | 0 | 0 | - | 0 | 0 |

PLAYOFFS


| | | RECEIVING | | | | | | | | RUSHING | | | | |
|-------------------|-----------|-----------|----------|----------|----------|----------|----------|----------|--|----------|----------|----------|----------|----------|
| Year | Team | GP | GS | No | Yds | Avg | Lg | TD | | Att | Yds | Avg | Lg | TD |
| 2017 | Tennessee | 2 | 0 | 0 | 0 | - | 0 | 0 | | 0 | 0 | - | 0 | 0 |
| NFL Totals | | 2 | 0 | 0 | 0 | - | 0 | 0 | | 0 | 0 | - | 0 | 0 |

Single-Game Highs

Receptions - 3 (Four times, last at St. Louis 12/17/15)
 Receiving Yards - 50 at Atlanta (12/30/12)
 Long Reception - 33 vs. New Orleans (10/21/12)
 Touchdowns - 1 (Three times, last at New Orleans 11/5/17)

Additional Statistics

Special Teams Tackles - 1 (2011), 1 (2014), **1 (2017)**
 Tackles - 1 (2011), 1 (2012), 3 (2014), 1 (2015), 1 (2017)
 Special Teams Forced Fumble - 1 (2014)
 Fumble Recoveries - 1 (2015)



4 RYAN SUCCOP

KICKER • 6'2" • 218 LBS • COLLEGE: SOUTH CAROLINA

ACQUIRED: FREE AGENT - 2014 • NFL EXPERIENCE (NFL/TITANS): 9/4

HOMETOWN: HICKORY, N.C.

GAMES PLAYED/GAMES STARTED: 144/0 (PLAYOFFS: 4/0)



PRO: A powerful right-footed kicker in his ninth NFL campaign, Ryan Succop joined the Titans prior to the start of the 2014 regular season. Succop arrived in Tennessee after five seasons with the Kansas City Chiefs, where he posted four 100-plus point seasons and connected on 81 percent of his field goal attempts. In his first three seasons (2014-16) with the Titans, the University of South Carolina product made good on 88.7 percent of his field goals. His percentage increased every year during that period, including a 91.7 percent success rate in 2016 that qualified as the third-highest in franchise history.

CAREER HIGHLIGHTS:

- Set an NFL record by connecting on 56 consecutive successful field goals from inside 50 yards (2014-17).
- In 2016, Succop's 91.7 percent field goal rate (22 of 24) was the best single-season performance of his career and the third-best percentage in franchise history (92.3 by Rob Bironas in 2010 and 92.3 by Al Del Greco in 1998). Succop's percentage ranked third in the NFL in 2016 behind only Justin Tucker (97.4) and Matt Bryant (91.9).
- Succop finished the 2016 season with a franchise-record streak of 36 successful field goals from inside 50 yards, dating back to 2014.
- At Kansas City on Dec. 18, 2016, he became the first kicker in NFL history to defeat his former team by converting a game-winning, come-from-behind field goal of 50 or more yards (53) as time expired. It tied for the second-longest game-winning field goal in franchise history.
- In 2015, Succop set a then-career-best by connecting on 87.5 percent of his kicks (14 of 16 field goals) and recording 43 touchbacks, the second-most of his career.
- In 2014, Succop played in all 16 games in his first season with the Titans and connected on a then career-high 86.4 percent of his field goals. He converted 19 of 22 field goals and all 27 extra point attempts for 84 points.
- Succop has appeared in two postseason contests, making all three field goals attempted and all six extra points for 15 points.
- In 2013, posted 118 points, setting a new single-season career-high for points, passing his old mark of 104 set in his rookie season in 2009.
- Set a Chiefs franchise record for most points in a postseason game, accounting for 14 points in the Chiefs 2013 AFC Wild Card Game at Indianapolis (1/4/14).
- In 2009, Succop converted 86.2 percent of his field goals (25 of 29), tying as the highest make percentage by a rookie since the AFL-NFL merger (min. 20 attempts). He also led all NFL rookies with 104 points.
- Succop was named All-Rookie from Pro Football Weekly/PFWA and was voted the Chiefs' 2009 Mack Lee Hill Award winner by his peers for his rookie success.
- Succop set a career high and a Chiefs franchise single-game record by converting all six field goals he attempted at New Orleans (9/23/12).

TITANS TIDBITS:

- Succop was given the title "Mr. Irrelevant" after being selected with the final pick (256th overall) of the 2009 NFL Draft.
- Succop caddied for his friend, Wesley Bryan, at the 2016 Nashville Golf Open, a Web.com event at Nashville Golf & Athletic Club. Succop and Bryan went to school together at the University of South Carolina.
- Succop registered 104 career goals and was a four-time all-conference and two-time all-state soccer selection at Hickory (N.C.) High School.
- Succop handled both the kicking and punting duties during his sophomore and junior seasons at South Carolina.

CAREER TRANSACTIONS:

- The Hickory, N.C., native was originally selected by the Kansas City Chiefs in the seventh round (256th overall) of the 2009 NFL Draft.
- Released by the Chiefs on Aug. 30, 2014.
- Signed by the Titans as a free agent on Sept. 2, 2014.

SEASON RECAPS:

2017 (16/0, 2/0 - Tennessee): Saw action in all 16 games and collected a career-high 136 points and a career-best 35 field goals. The 136 points ties for the most in franchise history. The 35 field goals is the second-highest number of field goals in franchise history in a single season. Named AFC Special Teams Player of the Month for September after leading the NFL with 38 points and 10 field goals. Named AFC Special Teams Player of the Week after connecting on all five field goals (48, 32, 40, 48, 23) and all three extra point chances against Indianapolis (10/16/17). Has made seven career game-winning field goals, including one in 2017 (at CLE). Set the NFL record with his 47th consecutive field goal make under 50 yards against Indianapolis (10/16/17). Made 56 consecutive successful field goals from inside 50 yards (2014-17), which is an NFL record. Passed former Titans running back Chris Johnson (350 career points) for eighth place on the franchise scoring list at Indianapolis (11/26/17). Tied for the team lead in special teams tackles once in 2017 (vs. OAK).

- Against Oakland (9/10), made three of four field goals (23, 26, 52) with a 52-yard miss. Connected on his lone extra point try. Tied for the team lead with a special teams tackle, his first tackle since 2013. Evened the score at 10-10 with a 23-yard field goal with 43 seconds left to play in the first half. Cut the Raiders' lead to 16-13 with a 26-yard field goal on the final play of the third quarter. Made good on a 52-yard field goal to cut the Raiders' lead to 23-16 with 4:49 left to play in the game. The kick extended his streak to 19 successful field goals of any distance before missing another attempt from 52 yards. The 19-kick streak tied for the fifth-longest streak in franchise history, only one off the club record of 20 (accomplished three times by Rob Bironas and once by Al Del Greco).
- At Jacksonville (9/17), connected on all three field goals (40, 41, 26) and all four extra point chances. Tied the score at 3-3 with a 40-yard field goal with 2:16 left to play in the first quarter. Gave the Titans a 6-3 halftime advantage with a 41-yard field goal as time expired in the second quarter. Gave the Titans a 9-3 lead with a 26-yard field goal early in the third quarter.
- Against Seattle (9/24), made good on all four field goals (24, 37, 47, 35) and all three extra point tries. Posted a career-high seven touchbacks. Gave the Titans a 3-0 lead with a 24-yard field goal early in the second quarter. Extended the Titans' lead to 6-0 with a 37-yard field goal with 5:51 left to play in the second quarter. Gave the Titans a 9-7 halftime lead with a 47-yard field goal as time expired in the second quarter. Gave the Titans a 33-20 lead with a 35-yard field goal with 10:00 left to play in the fourth quarter. His 10 field goals rank as the most by any player in franchise history in the first three weeks of a season, topping Al Del Greco's previous benchmark of eight field goals in the first three weeks of 1996.
- At Houston (10/1), connected on both extra point chances, but did not attempt a field goal. Registered two touchbacks on three kickoffs.
- At Miami (10/8), made his lone field goal (45) and his only extra point chance. Cut the Dolphins' lead to 10-3 with a 45-yard field goal with 9:37 remaining in the second quarter. With the field goal, Succop registered his 46th consecutive made field goal on attempts under 50 yards, tying the NFL record set by Atlanta Falcons kicker Matt Bryant from 2013-2015.
- Against Indianapolis (10/16), was named AFC Special Teams Player of the Week after connecting on all five field goals (48, 32, 40, 48, 23) and all three extra point chances. Notched a special teams tackle on coverage

units. Set the NFL record with his 47th consecutive field goal make under 50 yards when he nailed a 48-yard field goal with 11:15 left to play in the first quarter. Gave the Titans a 6-3 lead with a 32-yard field goal late in the first stanza. Cut the Colts' lead 10-9 with a 40-yard field goal with 4:10 left to play in the first half. Got the Titans to within 19-12 with a 48-yard field goal in the third quarter. Booted a 23-yard field goal with 4:35 left to play in the third quarter to cut the Indianapolis lead to 19-15.

- At Cleveland (10/22), connected on four of five field goals (43, 23, 46, 47), including the game-winner in overtime. Missed from 53 yards out. Gave the Titans a 3-0 lead with a 43-yard field goal with 8:38 left to play in the first quarter. Extended the Titans lead to 6-3 with a 23-yard field goal with 1:37 remaining in the first half. Increased the Titans lead to 9-6 with a 46-yard field goal on the second play of the fourth quarter. Gave the Titans a 12-9 overtime victory and connected on his seventh career game-winner with a 47-yard field goal with 1:55 left to play in the extra session.
- Against Baltimore (11/5), made good on his lone field goal (48) and two of three extra point attempts. Gave the Titans a 3-0 lead with a 48-yard field goal with 10:58 left to play in the first quarter.
- Against Cincinnati (11/12), connected on one of two field goals (44) and all three extra point chances. Ended his 56-consecutive field goal make streak from under 50 yards with a missed 48-yarder in the second quarter. Gave the Titans a 17-13 halftime lead with a 44-yard field goal as time expired in the second quarter.
- At Pittsburgh (11/16), made good on one of two field goals (44) and both extra point chances. Cut the Steelers' lead to 23-17 with a 44-yard field goal with 5:34 left to play in the third quarter.
- At Indianapolis (11/26), connected on both field goals (29, 45) and both extra point tries. Gave the Titans an early 3-0 lead with a 29-yard field goal with 7:54 left to play in the first quarter. With the kick, passed former Titans running back Chris Johnson (350 career points) for eighth place on the franchise scoring list. Extended the Titans lead to 6-0 with a 45-yard field goal late in the first quarter.
- Against Houston (12/3), made good on one of two field goals (43) and all three extra point chances. Evened the score at 10-10 with a 43-yard field goal with three seconds left to play in the first half and became the 12th active kicker to reach 200 career field goals. Tied former Oilers kicker Toni Fritsch (81 field goals from 1977–1981) for fifth place on the franchise's all-time career field goal list.
- At Arizona (12/10), connected on his lone extra point chance. Missed a 58-yard field goal off the crossbar as time expired in the first half.
- At San Francisco (12/17), made good on all three field goal attempts (40, 31, 50) and both extra point chances. Cut the 49ers' lead to 6-3 with a 40-yard field goal with 14:06 left to play in the second quarter. Cut the San Francisco lead to 16-13 with a 31-yard field goal midway through the third stanza. Gave the Titans a 23-22 lead with a 50-yard field goal with 1:07 remaining in the game.
- Against Los Angeles Rams (12/24), made good on three of four field goal chances (25, 37, 27) and both extra point chances. Cut the Rams' lead to 6-3 with a 25-yard field goal late in the first quarter and in the process set a new career high for points in a season, surpassing his previous high of 118 points in 2013. Evened the score at 13-13 with a 37-yard field goal with 19 seconds left to play in the first half. Gave the Titans a 23-20 lead with a 27-yard field goal early in the fourth quarter.
- Against Jacksonville (12/31), connected on all three field goals (25, 39, 38) and had his lone extra point blocked. Extended the Titans' lead to 9-3 with a 25-yard field goal with 1:21 left to play in the first half. Gave the Titans a 12-3 halftime lead with a 39-yard field goal as time expired in the second quarter. Increased the Titans lead to 15-3 with a 38-yard field goal midway through the third quarter.
- At Kansas City (1/6), made good on his lone field goal (49) and his only extra point attempt. Got the Titans on the scoreboard with a 49-yard field goal with 1:55 left to play in the first half.
- At New England (1/13), connected on both extra point chances.

2016 (16/0 - Tennessee): Connected on a career-best 91.7 percent of his field goals (22 of 24) and 39 of 41 extra points for 105 points. His 91.7 percent rate was third among all NFL kickers with at least 20 attempts and was the third-best percentage in franchise history. Recorded his fifth career season with at least 100 points and his first such season with the Titans. Tallied a career-best 58 touchbacks. Finished the 2016 campaign by making his last 16 field goal attempts.

- At Houston (10/2), made good on both field goals (48, 26) and both extra point attempts. Boomed four touchbacks on kickoffs. Cut the Texans' lead to 14-3 with a 48-yard field goal with 2:36 left to play in the first quarter. Evened the score at 20-20 with a 26-yard field goal midway through the

third quarter.

- Against Indianapolis (10/23), connected on both field goals (48, 44) and two extra point chances. Gave the Titans a 23-20 lead with a 48-yard field goal with 6:02 left to play in the game. Cut the Colts' lead to 34-26 with a 44-yard field goal with 43 seconds left to play in the game. The two scores extended his streak to 25 consecutive made field goals on attempts inside 50 yards, which broke Al Del Greco's franchise record of 24 straight that was set from 1995–1996.
- Against Jacksonville (10/27), made good on all three field goals (32, 22, 33) and three of four extra point tries. Gave the Titans an early 3-0 lead with a 32-yard field goal with 3:31 left to play in the first quarter. Concluded the first half scoring with a 22-yard field goal as time expired to give the Titans a 27-0 halftime lead. Nailed a 33-yard field goal and increased the Titans lead to 36-8 with 12:32 left to play in the game.
- At San Diego (11/6), connected on all five extra point tries while booting six touchbacks on six kickoffs.
- Against Green Bay (11/13), made good on both field goals (51, 23) and all five extra point chances. Gave the Titans a 44-25 lead with a 51-yard field goal with 9:56 left to play in the fourth quarter. Increased the Titans lead to 47-25 with a 23-yard field goal with less than five minutes remaining in the game.
- At Chicago (11/27), made good on both field goals (19, 31) and all three extra point tries. Extended the Titans lead to 24-7 with a 19-yard field goal with 4:07 left to play in the third quarter. Increased the Titans lead to 27-7 with a 31-yard field goal with 13:45 left to play in the fourth quarter.
- Against Denver (12/11), appeared in his 125th career NFL game and connected on both field goals (53, 41) and his lone extra point attempt. Extended the Titans lead to 10-0 with a season-long 53-yard field goal with 5:48 left to play in the first quarter. Gave the Titans a 13-0 lead with a 41-yard field goal with 1:27 remaining in the first half.
- At Kansas City (12/18), made good on both field goals (39, 53), including his sixth career game-winning kick and his first as a member of the Titans. Cut the Chiefs' lead to 17-10 with a 39-yard field goal early in the fourth quarter. Gave the Titans a 19-17 victory with a 53-yard, game-winning field goal as time expired in the game. Succop's field goal tied for the second-longest game-winner in franchise history, equaling Rob Bironas' 53-yard effort at Houston on Nov. 23, 2009 and behind only Bironas' 60-yarder against Indianapolis on Dec. 3, 2006.

2015 (16/0 - Tennessee): Saw action in all 16 games and made 14 of 16 field goals and 29 of 31 extra point chances. Posted 43 touchbacks on kickoffs. Played in his 100th career regular season game against Buffalo (10/11/15). Connected on his 200th career extra point against Miami (10/18/15).

- Against Indianapolis (9/27), nailed both field goals (38, 21) and all three extra point chances. Booted six touchbacks on seven kickoffs, with the only other kickoff being a failed onside try. Nailed a 38-yard field goal to cut the Colts lead to 14-3 with 8:29 left to play in the second quarter. Extended the Titans lead to 27-14 with a 21-yard field goal with 3:04 left to play in the third quarter.
- Against Buffalo (10/11), played in his 100th career regular season game and made both field goals (21, 41) and his lone extra point chance. Gave the Titans a 3-0 advantage with a 21-yard field goal with 14:09 left to play in the second quarter. Increased the Titans' lead to 13-7 with a 41-yard field goal with 9:36 left to play in the fourth quarter.
- Against Miami (10/18), made good on his lone field goal (37) and connected on his 200th career extra point. Cut the Dolphins' lead to 7-3 with a 37-yard field goal with 5:28 left to play in the opening quarter.
- At Houston (11/1), made good on both field goal chances (35, 44). Gave the Titans a 3-0 lead with a 35-yard field goal with 9:05 remaining in the first quarter. Cut the Texans' lead to 10-6 with a 44-yard field goal midway through the third quarter.
- At New Orleans (11/8), connected on two of three field goals (51, 29) and both extra point tries. Cut the Saints' lead to 7-3 with a 51-yard field goal with 6:58 left to play in the first quarter. Nailed a 29-yard field goal with 7:17 left to play in the third quarter to cut the Saints' lead to 21-20.
- At Jacksonville (11/19), connected on two of three field goals (47, 49) while missing from 53 yards out. Made good on his lone extra point chance. Gave the Titans a 3-0 lead with a 47-yard field goal during the Titans' opening drive in the first quarter. Gave the Titans a 6-3 advantage with a 49-yard field goal with 10:58 remaining in the second quarter.
- Against Jacksonville (12/6), tied a career-high with six extra point connections.

2014 (16/0 - Tennessee): Played in all 16 games in his first season with

the Titans and made good on a career-high 86.4 percent of his field goals. Connected on 19 of 22 field goals and all 27 extra point attempts for 84 points. Registered 31 touchbacks on 65 kickoffs.

- At Kansas City (9/7), made his Titans' debut and connected on all four field goals (36, 31, 46, 47) and both extra point chances against his former team. Booted four touchbacks on seven kickoffs. Gave the Titans a 10-3 halftime lead with a 36-yard field goal with seven seconds left to play in the second stanza. Connected on a 31-yard field goal in the third stanza. Extended the Titans' lead to 23-3 with a 46-yard field goal with 12:39 left to play in the fourth quarter. Concluded the scoring with a 47-yard field goal with 4:50 remaining in the game.
- Against Dallas (9/14), made good on his lone field goal attempt (47) and his only extra point chance. Nailed a 47-yard field goal with 10:57 left to play in the third quarter.
- Against Jacksonville (10/12), made good on all three field goal attempts (25, 21, 42) and his lone extra point chance. Cut the Jaguars' lead to 7-3 with a 25-yard field goal with 44 seconds left to play in the first quarter. Extended the Titans' lead to 13-7 with a 21-yard field goal midway through the third quarter. Gave the Titans a 16-7 advantage with a 42-yard field goal with 14:49 left to play in the fourth quarter.
- Against N.Y. Jets (12/14), made good on all three field goal attempts (40, 33, 51). Gave the Titans an early 3-0 lead with a 40-yard field goal with 3:16 remaining in the first quarter. Extended the Titans' lead to 8-3 with a 33-yard field goal with 6:03 left to play in the third quarter. Nailed a season-long 51-yard field goal to give the Titans an 11-10 lead late in the third stanza.
- At Jacksonville (12/18), connected on both field goals (50, 23) and his lone extra point chance. Extended the Titans' lead to 10-0 with a 50-yard field goal with 3:46 left to play in the first half. Cut the Jaguars' lead to 21-13 with a 23-yard field goal with 6:06 left to play in the fourth quarter.

2013 (16/0, 1/0 - Kansas City): Appeared in all 16 games, making all 52 extra points and 22 of 28 field goals (78.6 percent) for a career-high 118 points.

- At Indianapolis (1/4), converted all three field goals and all five PATs for a Chiefs franchise single-game postseason record 14 points in an AFC Wild Card Game.

2012 (16/0 - Kansas City): Appeared in 16 contests, converting 28 of 34 field goals (82.4 percent) and all 17 extra points for 101 points and had two special teams tackles.

- At New Orleans (9/23), connected on six of six field goals and one PAT for 19 points, setting a new franchise single-game record for most field goals converted and setting a career high for most points in a single game.
- Against Oakland (10/28), made all three field goal attempts, including a season-long 52-yard attempt, and one PAT for 10 points.
- Against Denver (11/25), hit all three field goals for nine points and had two special teams stops.
- Against Carolina (12/2), converted both field goals, including one from 52 yards, and three PATs for nine points.

2011 (16/0 - Kansas City): Appeared in 16 games, connecting on 24 of 30 field goals and all 20 extra points for a team-high 92 points. Had a career-long streak of 22 consecutive field goals made starting against Minnesota (10/2) before having a kick blocked against Oakland (12/24). Had 31 touchbacks to rank 10th in the AFC and his 80 percent field goal percentage ranked 10th in the AFC.

- Against Minnesota (10/2), converted all five of his field goals and one PAT for a career-high 16 points and had five touchbacks to earn AFC Special Teams Player of the Week honors. Also converted a career-long 54-yard field goal, tied a Chiefs record with five made field goals and became the third Chiefs kicker to convert two 50-plus-yard field goals in one game.
- Against San Diego (10/31), made good on all three of his field goals, including a game-winning 30-yard effort in overtime.
- Against N.Y. Jets (12/11), connected on a 53-yard field goal.
- Against Green Bay (12/18), made all four field goals and one PAT for 13 points and had three touchbacks, earning AFC Special Teams Player of the Week honors for the second time during the season.

2010 (16/0, 1/0 - Kansas City): Played in 16 games as the club's kicker and converted 20 of 26 field goals and all 42 extra points for 102 points. Landed 52 of his 78 kickoffs inside the 10-yard line. Had two special teams tackles • Against Buffalo (10/31), nailed a game-winning 35-yard field goal as time expired in overtime.

- At St. Louis (12/19), tied a then career long with a 53-yard field goal.

2009 (16/0 - Kansas City): Handled place-kicking duties in all 16 games and connected on 25 of 29 field goals (86.2 percent) and all 29 of his extra points for a team-high 104 points. Landed 59 of his 75 kickoffs inside the 10-yard line with seven touchbacks. Also had one special teams tackle. Named the club's Mack Lee Hill Award winner, an honor bestowed on Kansas City's top rookie or first-year player. Earned All-Rookie honors from Pro Football Weekly/PFWA. Produced an 86.2 field goal percentage, tying as the highest make percentage by a rookie since the AFL-NFL merger (min. 20 attempts). His 86.2 field goal percentage ranked sixth in the AFC and 10th in the NFL. Was one of five kickers in the AFC and one of seven kickers in the NFL to not miss from inside 40 yards, going 17-17. Led all NFL rookies with 104 points and tied for 10th in the AFC with seven touchbacks. Ranked first in Chiefs history among rookies with 25 made field goals, while his 29 field goal attempts were third in team annals among rookies.

- At Baltimore (9/13), hit a 53-yard field goal and three PATs for six points in his first NFL game. His 53-yard field goal was the longest made field goal by a rookie kicker on his first regular season NFL attempt since Baltimore's Steve Hauschka hit a 54-yard field goal at Houston (11/9/08).
- At Washington (10/18), hit a season-high four field goals (39, 46, 46 and 24 yards) for 12 points.
- Against Pittsburgh (11/22), hit a 22-yard game-winning field goal in overtime.
- At Denver (1/3), made all three of his field goals and five PATs for a season-best 14 points.

COLLEGE:

- Played in 50 games at South Carolina, hitting 49 of 69 field goals (71.0 percent) with a career long of 55 yards. Converted 104 of 106 PATs and racked up a total of 251 points, the second-highest total in school history.
- Spent his sophomore and junior seasons handling both the kicking and punting duties. Had 85 punts for 3,597 yards (42.3 gross, 34.9 net) with 21 kicks inside the 20 and three touchbacks. Had 69 touchbacks on 192 kickoffs.
- Played in 13 games his senior campaign in 2008, earning honorable mention All-Southeastern Conference honors. Connected on 20 of 30 field goals, leading the SEC in both makes and attempts. Converted all 30 of his PATs for 90 points. Had 25 touchbacks on kickoffs. Finished the season fourth in the SEC in field goal percentage (66.7 percent) and ninth in scoring (6.9 ppg).
- Appeared in 12 games as a kicker and punter as a junior in 2007 and converted 13 of 17 field goals and all 37 of his PATs for 76 points. Had 56 punts for 2,330 yards (41.6 gross, 34.4 net), landing 15 inside the 20. Named honorable mention All-SEC.
- Saw action in 13 contests his sophomore season in 2006. Earned second-team All-SEC honors and was a semi-finalist for the Lou Groza Award. Connected on 16 of 20 field goals and 37 of 39 PATs for a team-high 85 points. Had 29 punts for 1,267 yards (43.7 gross, 36.0 net) with six inside the 20 and three touchbacks. Had 29 touchbacks on kickoffs.
- Played in all 12 games as a true freshman in 2005. Missed his only two field goal attempts. Had 29 touchbacks on kickoffs.
- Majored in Finance and Real Estate at South Carolina.

PERSONAL:

- Married to Paige and the couple splits time between Nashville and Charleston, S.C.
- Was a four-time all-conference and two-time all-state selection at Hickory (N.C.) High School.
- Was a three-time conference Special Teams Player of the Year. Converted 12 of 14 field goals and all 42 of his PATs for 78 points while averaging 41 yards per punt and had 98.0 percent of his kickoffs go for touchbacks as a senior.
- Was a three-time all-state selection in soccer with 104 career goals.
- Last name is pronounced Suck-up.
- Follow Succop on Twitter at @ryansuccop.
- Born Ryan Barrow Succop on Sept. 19, 1986 in Hickory N.C.

RYAN SUCCOP'S GAME-BY-GAME

2009 Kansas City Chiefs

| Date | Opp | W/L | PAT | | FG | | | 1-19 | | 20-29 | | 30-39 | | 40-49 | | 50+ | | LG | Pts | Kick-by-Kick | Kickoffs | | | |
|---------------|-------|-------------|-----------|-----------|-----------|-----------|-------------|----------|----------|-----------|-----------|----------|----------|----------|----------|----------|----------|-----------|------------|-----------------|-----------|-----------|----------|-------------|
| | | | Ma | Att | Ma | Att | Pct | Ma | Att | Ma | Att | Ma | Att | Ma | Att | Ma | Att | | | | No | InEZ | TB | PctTB |
| Sept 13 | @ Bal | L | 3 | 3 | 1 | 1 | 100.0 | 0 | 0 | 0 | 0 | 0 | 0 | 0 | 0 | 1 | 1 | 53 | 6 | 53 | 5 | 2 | 1 | 20.0 |
| Sept 20 | Oak | L | 1 | 1 | 1 | 1 | 100.0 | 0 | 0 | 1 | 1 | 0 | 0 | 0 | 0 | 0 | 0 | 23 | 4 | 23 | 2 | 0 | 0 | 0.0 |
| Sept 27 | @ Phi | L | 2 | 2 | 0 | 0 | - | 0 | 0 | 0 | 0 | 0 | 0 | 0 | 0 | 0 | 0 | - | 2 | | 2 | 1 | 0 | 0.0 |
| Oct 4 | NYG | L | 1 | 1 | 1 | 1 | 100.0 | 0 | 0 | 0 | 0 | 1 | 1 | 0 | 0 | 0 | 0 | 34 | 4 | 34 | 2 | 2 | 2 | 100.0 |
| Oct 11 | Dal | L | 2 | 2 | 2 | 3 | 66.7 | 0 | 0 | 0 | 0 | 1 | 1 | 1 | 1 | 0 | 1 | 47 | 8 | 47, 38, 53b | 5 | 1 | 0 | 0.0 |
| Oct 18 | @ Was | W | 0 | 0 | 4 | 4 | 100.0 | 0 | 0 | 1 | 1 | 1 | 1 | 2 | 2 | 0 | 0 | 46 | 12 | 39, 46, 46, 24 | 5 | 2 | 0 | 0.0 |
| Oct 25 | SD | L | 1 | 1 | 0 | 1 | 0.0 | 0 | 0 | 0 | 0 | 0 | 0 | 0 | 1 | 0 | 0 | - | 1 | 43n | 2 | 2 | 0 | 0.0 |
| Nov 8 | @ Jax | L | 1 | 1 | 2 | 3 | 66.7 | 0 | 0 | 1 | 1 | 0 | 0 | 1 | 1 | 0 | 1 | 45 | 7 | 45, 21, 56n | 3 | 3 | 1 | 33.3 |
| Nov 15 | @ Oak | W | 1 | 1 | 3 | 4 | 75.0 | 0 | 0 | 1 | 1 | 1 | 1 | 0 | 0 | 1 | 2 | 50 | 10 | 50, 25, 52n, 31 | 5 | 0 | 0 | 0.0 |
| Nov 22 | Pit | W | 3 | 3 | 2 | 2 | 100.0 | 0 | 0 | 2 | 2 | 0 | 0 | 0 | 0 | 0 | 0 | 27 | 9 | 27, 22 | 6 | 4 | 2 | 33.3 |
| Nov 29 | @ SD | L | 2 | 2 | 0 | 0 | - | 0 | 0 | 0 | 0 | 0 | 0 | 0 | 0 | 0 | 0 | - | 2 | | 3 | 1 | 0 | 0.0 |
| Dec 6 | Den | L | 1 | 1 | 2 | 2 | 100.0 | 0 | 0 | 1 | 1 | 0 | 0 | 1 | 1 | 0 | 0 | 47 | 7 | 22, 47 | 4 | 0 | 0 | 0.0 |
| Dec 13 | Buf | L | 1 | 1 | 1 | 1 | 100.0 | 0 | 0 | 1 | 1 | 0 | 0 | 0 | 0 | 0 | 0 | 21 | 4 | 21 | 3 | 2 | 0 | 0.0 |
| Dec 20 | Cle | L | 4 | 4 | 2 | 2 | 100.0 | 0 | 0 | 1 | 1 | 1 | 1 | 0 | 0 | 0 | 0 | 30 | 10 | 30, 27 | 7 | 3 | 0 | 0.0 |
| Dec 27 | @ Cin | L | 1 | 1 | 1 | 1 | 100.0 | 0 | 0 | 0 | 0 | 1 | 1 | 0 | 0 | 0 | 0 | 30 | 4 | 30 | 3 | 1 | 0 | 0.0 |
| Jan 3 | @ Den | W | 5 | 5 | 3 | 3 | 100.0 | 0 | 0 | 1 | 1 | 1 | 1 | 1 | 1 | 0 | 0 | 47 | 14 | 20, 36, 47 | 9 | 5 | 1 | 11.1 |
| Totals | | 4-12 | 29 | 29 | 25 | 29 | 86.2 | 0 | 0 | 10 | 10 | 7 | 7 | 6 | 7 | 2 | 5 | 53 | 104 | | 66 | 29 | 7 | 10.6 |

2010 Kansas City Chiefs

| Date | Opp | W/L | PAT | | FG | | | 1-19 | | 20-29 | | 30-39 | | 40-49 | | 50+ | | LG | Pts | Kick-by-Kick | Kickoffs | | | |
|-----------------|-------|-------------|-----------|-----------|-----------|-----------|-------------|----------|----------|----------|----------|----------|----------|----------|----------|----------|----------|-----------|------------|-----------------|-----------|-----------|----------|-------------|
| | | | Ma | Att | Ma | Att | Pct | Ma | Att | Ma | Att | Ma | Att | Ma | Att | Ma | Att | | | | No | InEZ | TB | PctTB |
| Sept 13 | SD | W | 3 | 3 | 0 | 0 | - | 0 | 0 | 0 | 0 | 0 | 0 | 0 | 0 | 0 | 0 | - | 3 | | 4 | 2 | 2 | 50.0 |
| Sept 19 | @ Cle | W | 1 | 1 | 3 | 3 | 100.0 | 0 | 0 | 2 | 2 | 1 | 1 | 0 | 0 | 0 | 0 | 35 | 10 | 35, 26, 23 | 5 | 0 | 0 | 0.0 |
| Sept 26 | SF | W | 4 | 4 | 1 | 2 | 50.0 | 0 | 0 | 0 | 0 | 1 | 2 | 0 | 0 | 0 | 0 | 32 | 7 | 38n, 32 | 5 | 1 | 1 | 20.0 |
| Oct 10 | @ Ind | L | 0 | 0 | 3 | 4 | 75.0 | 0 | 0 | 0 | 0 | 1 | 1 | 2 | 2 | 0 | 1 | 45 | 9 | 45, 35, 43, 51n | 3 | 2 | 0 | 0.0 |
| Oct 17 | @ Hou | L | 4 | 4 | 1 | 1 | 100.0 | 0 | 0 | 1 | 1 | 0 | 0 | 0 | 0 | 0 | 0 | 24 | 7 | 24 | 6 | 3 | 1 | 16.7 |
| Oct 24 | Jax | W | 6 | 6 | 0 | 0 | - | 0 | 0 | 0 | 0 | 0 | 0 | 0 | 0 | 0 | 0 | - | 6 | | 7 | 0 | 0 | 0.0 |
| Oct 31 | Buf | W | 1 | 1 | 2 | 3 | 66.7 | 0 | 0 | 1 | 1 | 1 | 2 | 0 | 0 | 0 | 0 | 35 | 7 | 28, 39n, 35 | 4 | 2 | 1 | 25.0 |
| Nov 7 | @ Oak | L | 2 | 2 | 2 | 2 | 100.0 | 0 | 0 | 1 | 1 | 0 | 0 | 1 | 1 | 0 | 0 | 43 | 8 | 43, 25 | 5 | 2 | 0 | 0.0 |
| Nov 14 | @ Den | L | 2 | 2 | 1 | 2 | 50.0 | 0 | 0 | 0 | 0 | 0 | 0 | 1 | 1 | 0 | 1 | 40 | 5 | 52n, 40 | 4 | 3 | 1 | 25.0 |
| Nov 21 | Ari | W | 4 | 4 | 1 | 1 | 100.0 | 0 | 0 | 1 | 1 | 0 | 0 | 0 | 0 | 0 | 0 | 23 | 7 | 23 | 6 | 5 | 2 | 33.3 |
| Nov 28 | @ Sea | W | 6 | 6 | 0 | 1 | 0.0 | 0 | 0 | 0 | 0 | 0 | 0 | 0 | 1 | 0 | 0 | - | 6 | 43b | 7 | 0 | 0 | 0.0 |
| Dec 5 | Den | W | 1 | 1 | 1 | 1 | 100.0 | 0 | 0 | 0 | 0 | 0 | 0 | 1 | 1 | 0 | 0 | 47 | 4 | 47 | 3 | 0 | 0 | 0.0 |
| Dec 12 | @ SD | L | 0 | 0 | 0 | 0 | - | 0 | 0 | 0 | 0 | 0 | 0 | 0 | 0 | 0 | 0 | - | 0 | | 1 | 1 | 0 | 0.0 |
| Dec 19 | @ StL | W | 3 | 3 | 2 | 2 | 100.0 | 0 | 0 | 0 | 0 | 1 | 1 | 0 | 0 | 1 | 1 | 53 | 9 | 53, 38 | 6 | 4 | 0 | 0.0 |
| Dec 26 | Ten | W | 4 | 4 | 2 | 3 | 66.7 | 0 | 0 | 0 | 0 | 1 | 1 | 1 | 2 | 0 | 0 | 42 | 10 | 35, 47n, 42 | 7 | 0 | 0 | 0.0 |
| Jan 2 | Oak | L | 1 | 1 | 1 | 1 | 100.0 | 0 | 0 | 0 | 0 | 1 | 1 | 0 | 0 | 0 | 0 | 30 | 4 | 30 | 3 | 0 | 0 | 0.0 |
| Totals | | 10-6 | 42 | 42 | 20 | 26 | 76.9 | 0 | 0 | 6 | 6 | 7 | 9 | 6 | 8 | 1 | 3 | 53 | 102 | | 76 | 25 | 8 | 10.5 |
| Playoffs | | | | | | | | | | | | | | | | | | | | | | | | |
| Jan 9 | Bal | L | 1 | 1 | 0 | 0 | 0.0 | 0 | 0 | 0 | 0 | 0 | 0 | 0 | 0 | 0 | 0 | - | 1 | | 2 | 1 | 1 | 50.0 |
| Totals | | 0-1 | 1 | 1 | 0 | 0 | 0.0 | 0 | 0 | 0 | 0 | 0 | 0 | 0 | 0 | 0 | 0 | - | 1 | | 2 | 1 | 1 | 50.0 |

2011 Kansas City Chiefs

| Date | Opp | W/L | PAT | | FG | | | 1-19 | | 20-29 | | 30-39 | | 40-49 | | 50+ | | LG | Pts | Kick-by-Kick | Kickoffs | | | |
|---------------|-------|------------|-----------|-----------|-----------|-----------|-------------|----------|----------|----------|----------|----------|----------|----------|-----------|----------|----------|-----------|-----------|--------------------|-----------|-----------|-----------|-------------|
| | | | Ma | Att | Ma | Att | Pct | Ma | Att | Ma | Att | Ma | Att | Ma | Att | Ma | Att | | | | No | InEZ | TB | PctTB |
| Sept 11 | Buf | L | 1 | 1 | 0 | 1 | 0.0 | 0 | 0 | 0 | 0 | 0 | 0 | 0 | 1 | 0 | 0 | - | 1 | 49n | 2 | 2 | 1 | 50.0 |
| Sept 18 | @ Det | L | 0 | 0 | 1 | 2 | 50.0 | 0 | 0 | 0 | 0 | 1 | 1 | 0 | 1 | 0 | 0 | 33 | 3 | 33, 44n | 2 | 2 | 2 | 100.0 |
| Sept 25 | @ SD | L | 2 | 2 | 1 | 2 | 50.0 | 0 | 0 | 0 | 0 | 1 | 2 | 0 | 0 | 0 | 0 | 33 | 5 | 38n, 33 | 4 | 2 | 2 | 50.0 |
| Oct 2 | Min | W | 1 | 1 | 5 | 5 | 100.0 | 0 | 0 | 2 | 2 | 0 | 0 | 1 | 1 | 2 | 2 | 54 | 16 | 40, 24, 51, 54, 22 | 6 | 6 | 4 | 66.7 |
| Oct 9 | @ Ind | W | 0 | 0 | 0 | 0 | - | 0 | 0 | 0 | 0 | 0 | 0 | 0 | 0 | 0 | 0 | - | 0 | | 5 | 4 | 4 | 80.0 |
| Oct 23 | @ Oak | W | 4 | 4 | 0 | 0 | - | 0 | 0 | 0 | 0 | 0 | 0 | 0 | 0 | 0 | 0 | - | 4 | | 5 | 4 | 4 | 80.0 |
| Oct 31 | SD | W | 2 | 2 | 3 | 3 | 100.0 | 0 | 0 | 0 | 0 | 2 | 2 | 1 | 1 | 0 | 0 | 47 | 11 | 36, 47, 30 | 6 | 5 | 4 | 66.7 |
| Nov 6 | Mia | L | 0 | 0 | 1 | 1 | 100.0 | 0 | 0 | 0 | 0 | 0 | 0 | 1 | 1 | 0 | 0 | 43 | 3 | 43 | 2 | 2 | 2 | 100.0 |
| Nov 13 | Den | L | 1 | 1 | 1 | 1 | 100.0 | 0 | 0 | 0 | 0 | 1 | 1 | 0 | 0 | 0 | 0 | 32 | 4 | 32 | 2 | 2 | 2 | 100.0 |
| Nov 21 | @ NE | L | 0 | 0 | 1 | 1 | 100.0 | 0 | 0 | 1 | 1 | 0 | 0 | 0 | 0 | 0 | 0 | 26 | 3 | 26 | 1 | 1 | 0 | 0.0 |
| Nov 27 | Pit | L | 0 | 0 | 3 | 3 | 100.0 | 0 | 0 | 0 | 0 | 0 | 0 | 3 | 3 | 0 | 0 | 49 | 9 | 41, 49, 40 | 4 | 2 | 0 | 0.0 |
| Dec 4 | @ Chi | W | 1 | 1 | 1 | 1 | 100.0 | 0 | 0 | 1 | 1 | 0 | 0 | 0 | 0 | 0 | 0 | 21 | 4 | 21 | 2 | 0 | 0 | 0.0 |
| Dec 11 | @ NYJ | L | 1 | 1 | 1 | 1 | 100.0 | 0 | 0 | 0 | 0 | 0 | 0 | 0 | 0 | 1 | 1 | 53 | 4 | 53 | 2 | 1 | 0 | 0.0 |
| Dec 18 | GB | W | 1 | 1 | 4 | 4 | 100.0 | 1 | 1 | 1 | 1 | 1 | 1 | 1 | 1 | 0 | 0 | 46 | 13 | 19, 32, 46, 20 | 6 | 5 | 3 | 50.0 |
| Dec 24 | Oak | L | 1 | 1 | 2 | 4 | 50.0 | 0 | 0 | 2 | 2 | 0 | 0 | 0 | 2 | 0 | 0 | 23 | 7 | 23, 49b, 20, 49b | 5 | 4 | 2 | 40.0 |
| Jan 1 | @ Den | W | 1 | 1 | 0 | 1 | 0.0 | 0 | 0 | 0 | 0 | 0 | 0 | 0 | 1 | 0 | 0 | - | 1 | 44n | 2 | 2 | 1 | 50.0 |
| Totals | | 7-9 | 20 | 20 | 24 | 30 | 80.0 | 1 | 1 | 7 | 7 | 6 | 7 | 7 | 12 | 3 | 3 | 54 | 92 | | 56 | 44 | 31 | 55.4 |

RYAN SUCCOP'S TITANS GAME-BY-GAME CONT.

2012 Kansas City Chiefs

| Date | Opp | W/L | PAT | | FG | | | 1-19 | | 20-29 | | 30-39 | | 40-49 | | 50+ | | LG | Pts | Kick-by-Kick | Kickoffs | | | |
|---------------|-------|-------------|-----------|-----------|-----------|-----------|-------------|----------|----------|----------|----------|-----------|-----------|-----------|-----------|----------|----------|-----------|------------|------------------------|-----------|-----------|-----------|-------------|
| | | | Ma | Att | Ma | Att | Pct | Ma | Att | Ma | Att | Ma | Att | Ma | Att | Ma | Att | | | | No | InEZ | TB | PctTB |
| Sept 9 | Atl | L | 3 | 3 | 1 | 2 | 50.0 | 0 | 0 | 0 | 0 | 1 | 1 | 0 | 1 | 0 | 0 | 39 | 6 | 39, 40n | 5 | 5 | 2 | 40.0 |
| Sept 16 | @ Buf | L | 2 | 2 | 1 | 1 | 100.0 | 0 | 0 | 0 | 0 | 1 | 1 | 0 | 0 | 0 | 0 | 33 | 5 | 33 | 4 | 3 | 3 | 75.0 |
| Sept 23 | @ NO | W | 1 | 1 | 6 | 6 | 100.0 | 0 | 0 | 1 | 1 | 3 | 3 | 2 | 2 | 0 | 0 | 45 | 19 | 25, 45, 34, 38, 43, 31 | 7 | 6 | 2 | 28.6 |
| Sept 30 | SD | L | 2 | 2 | 0 | 0 | - | 0 | 0 | 0 | 0 | 0 | 0 | 0 | 0 | 0 | 0 | - | 2 | | 4 | 4 | 2 | 50.0 |
| Oct 7 | Bal | L | 0 | 0 | 2 | 2 | 100.0 | 0 | 0 | 0 | 0 | 2 | 2 | 0 | 0 | 0 | 0 | 31 | 6 | 30, 31 | 3 | 3 | 1 | 33.3 |
| Oct 14 | @ TB | L | 1 | 1 | 1 | 1 | 100.0 | 0 | 0 | 0 | 0 | 1 | 1 | 0 | 0 | 0 | 0 | 38 | 4 | 38 | 3 | 3 | 1 | 33.3 |
| Oct 28 | Oak | L | 1 | 1 | 3 | 3 | 100.0 | 0 | 0 | 0 | 0 | 1 | 1 | 1 | 1 | 1 | 1 | 52 | 10 | 30, 42, 52 | 4 | 3 | 2 | 50.0 |
| Nov 1 | @ SD | L | 1 | 1 | 2 | 3 | 66.7 | 0 | 0 | 0 | 0 | 0 | 1 | 2 | 2 | 0 | 0 | 49 | 7 | 49, 39n, 41 | 3 | 3 | 2 | 66.7 |
| Nov 12 | @ Pit | L | 1 | 1 | 2 | 3 | 66.7 | 0 | 0 | 1 | 1 | 0 | 1 | 1 | 1 | 0 | 0 | 46 | 7 | 22, 33n, 46 | 3 | 2 | 1 | 33.3 |
| Nov 18 | Cin | L | 0 | 0 | 2 | 2 | 100.0 | 0 | 0 | 0 | 0 | 2 | 2 | 0 | 0 | 0 | 0 | 34 | 6 | 34, 33 | 2 | 2 | 1 | 50.0 |
| Nov 25 | Den | L | 0 | 0 | 3 | 3 | 100.0 | 0 | 0 | 1 | 1 | 1 | 1 | 1 | 1 | 0 | 0 | 49 | 9 | 34, 22, 49 | 4 | 4 | 2 | 50.0 |
| Dec 2 | Car | W | 3 | 3 | 2 | 2 | 100.0 | 0 | 0 | 0 | 0 | 0 | 0 | 1 | 1 | 1 | 1 | 52 | 9 | 42, 52 | 5 | 4 | 3 | 60.0 |
| Dec 9 | @ Cle | L | 1 | 1 | 0 | 1 | 0.0 | 0 | 0 | 0 | 1 | 0 | 0 | 0 | 0 | 0 | 0 | - | 1 | 27n | 2 | 0 | 0 | 0.0 |
| Dec 16 | @ Oak | L | 0 | 0 | 0 | 0 | - | 0 | 0 | 0 | 0 | 0 | 0 | 0 | 0 | 0 | 0 | - | 0 | | 1 | 1 | 1 | 100.0 |
| Dec 23 | Ind | L | 1 | 1 | 2 | 3 | 66.7 | 0 | 0 | 0 | 0 | 0 | 0 | 2 | 3 | 0 | 0 | 47 | 7 | 47, 43n, 47 | 4 | 4 | 2 | 50.0 |
| Dec 30 | @ Den | L | 0 | 0 | 1 | 2 | 50.0 | 0 | 0 | 1 | 1 | 0 | 1 | 0 | 0 | 0 | 0 | 23 | 3 | 23, 33n | 2 | 2 | 2 | 100.0 |
| Totals | | 2-14 | 17 | 17 | 28 | 34 | 82.4 | 0 | 0 | 4 | 5 | 12 | 15 | 10 | 12 | 2 | 2 | 52 | 101 | | 56 | 49 | 27 | 48.2 |

2013 Kansas City Chiefs

| Date | Opp | W/L | PAT | | FG | | | 1-19 | | 20-29 | | 30-39 | | 40-49 | | 50+ | | LG | Pts | Kick-by-Kick | Kickoffs | | | |
|-----------------|-------|-------------|-----------|-----------|-----------|-----------|--------------|----------|----------|----------|----------|----------|-----------|----------|----------|----------|----------|-----------|------------|---------------------|-----------|-----------|-----------|-------------|
| | | | Ma | Att | Ma | Att | Pct | Ma | Att | Ma | Att | Ma | Att | Ma | Att | Ma | Att | | | | No | InEZ | TB | PctTB |
| Sept 8 | @ Jax | W | 4 | 4 | 0 | 0 | - | 0 | 0 | 0 | 0 | 0 | 0 | 0 | 0 | 0 | 0 | - | 4 | | 5 | 5 | 4 | 80.0 |
| Sept 15 | Dal | W | 2 | 2 | 1 | 2 | 50.0 | 0 | 0 | 0 | 0 | 0 | 0 | 1 | 1 | 0 | 1 | 40 | 5 | 57b, 40 | 4 | 4 | 3 | 75.0 |
| Sept 19 | @ Phi | W | 2 | 2 | 4 | 5 | 80.0 | 0 | 0 | 0 | 0 | 4 | 4 | 0 | 0 | 0 | 1 | 38 | 14 | 33, 51n, 31, 34, 38 | 7 | 7 | 4 | 57.1 |
| Sept 29 | NYG | W | 4 | 4 | 1 | 1 | 100.0 | 0 | 0 | 0 | 0 | 0 | 0 | 0 | 0 | 1 | 1 | 51 | 7 | 51 | 6 | 6 | 3 | 50.0 |
| Oct 6 | @ Ten | W | 2 | 2 | 4 | 4 | 100.0 | 0 | 0 | 2 | 2 | 1 | 1 | 1 | 1 | 0 | 0 | 48 | 14 | 29, 24, 33, 48 | 7 | 7 | 5 | 71.4 |
| Oct 13 | Oak | W | 3 | 3 | 1 | 1 | 100.0 | 0 | 0 | 0 | 0 | 1 | 1 | 0 | 0 | 0 | 0 | 33 | 6 | 33 | 5 | 5 | 4 | 80.0 |
| Oct 20 | Hou | W | 2 | 2 | 1 | 1 | 100.0 | 0 | 0 | 1 | 1 | 0 | 0 | 0 | 0 | 0 | 0 | 22 | 5 | 22 | 4 | 4 | 3 | 75.0 |
| Oct 27 | Cle | W | 2 | 2 | 3 | 4 | 75.0 | 0 | 0 | 0 | 0 | 1 | 1 | 2 | 2 | 0 | 1 | 42 | 11 | 42, 35, 52n, 40 | 6 | 6 | 3 | 50.0 |
| Nov 3 | @ Buf | W | 2 | 2 | 3 | 3 | 100.0 | 0 | 0 | 1 | 1 | 1 | 1 | 1 | 1 | 0 | 0 | 41 | 11 | 27, 41, 39 | 6 | 6 | 5 | 83.3 |
| Nov 17 | @ Den | L | 2 | 2 | 1 | 1 | 100.0 | 0 | 0 | 1 | 1 | 0 | 0 | 0 | 0 | 0 | 0 | 20 | 5 | 20 | 4 | 4 | 3 | 75.0 |
| Nov 24 | SD | L | 5 | 5 | 1 | 1 | 100.0 | 0 | 0 | 1 | 1 | 0 | 0 | 0 | 0 | 0 | 0 | 25 | 8 | 25 | 7 | 3 | 1 | 14.3 |
| Dec 1 | Den | L | 4 | 4 | 0 | 0 | - | 0 | 0 | 0 | 0 | 0 | 0 | 0 | 0 | 0 | 0 | - | 4 | | 5 | 2 | 1 | 20.0 |
| Dec 8 | @ Was | W | 6 | 6 | 1 | 2 | 50.0 | 0 | 0 | 0 | 0 | 1 | 2 | 0 | 0 | 0 | 0 | 33 | 9 | 33, 34n | 8 | 2 | 0 | 0.0 |
| Dec 15 | @ Oak | W | 8 | 8 | 0 | 0 | - | 0 | 0 | 0 | 0 | 0 | 0 | 0 | 0 | 0 | 0 | - | 8 | | 9 | 8 | 3 | 33.3 |
| Dec 22 | Ind | L | 1 | 1 | 0 | 1 | - | 0 | 0 | 0 | 0 | 0 | 0 | 0 | 1 | 0 | 0 | - | 1 | 47n | 2 | 2 | 2 | 100.0 |
| Dec 29 | @ SD | L | 3 | 3 | 1 | 2 | 50.0 | 0 | 0 | 0 | 0 | 0 | 0 | 1 | 2 | 0 | 0 | 46 | 6 | 46, 41n | 6 | 6 | 3 | 50.0 |
| Totals | | 11-5 | 52 | 52 | 22 | 28 | 78.6 | 0 | 0 | 6 | 6 | 9 | 10 | 6 | 8 | 1 | 4 | 51 | 118 | | 91 | 77 | 47 | 51.6 |
| Playoffs | | | | | | | | | | | | | | | | | | | | | | | | |
| Jan 4 | @ Ind | L | 5 | 5 | 3 | 3 | 100.0 | 1 | 1 | 0 | 0 | 0 | 0 | 2 | 2 | 0 | 0 | 43 | 14 | 19, 42, 43 | 9 | 9 | 6 | 66.7 |
| Totals | | 0-1 | 5 | 5 | 3 | 3 | 100.0 | 1 | 1 | 0 | 0 | 0 | 0 | 2 | 2 | 0 | 0 | 43 | 14 | | 9 | 9 | 6 | 66.7 |

2014 Tennessee Titans

| Date | Opp | W/L | PAT | | FG | | | 1-19 | | 20-29 | | 30-39 | | 40-49 | | 50+ | | LG | Pts | Kick-by-Kick | Kickoffs | | | |
|---------------|-------|-------------|-----------|-----------|-----------|-----------|-------------|----------|----------|----------|----------|----------|----------|----------|----------|----------|----------|-----------|-----------|----------------|-----------|-----------|-----------|-------------|
| | | | Ma | Att | Ma | Att | Pct | Ma | Att | Ma | Att | Ma | Att | Ma | Att | Ma | Att | | | | No | InEZ | TB | PctTB |
| Sept 7 | @ KC | W | 2 | 2 | 4 | 4 | 100.0 | 0 | 0 | 0 | 0 | 2 | 2 | 2 | 2 | 0 | 0 | 47 | 14 | 36, 31, 46, 47 | 7 | 6 | 4 | 57.1 |
| Sept 14 | Dal | L | 1 | 1 | 1 | 1 | 100.0 | 0 | 0 | 0 | 0 | 0 | 0 | 1 | 1 | 0 | 0 | 47 | 4 | 47 | 3 | 3 | 3 | 100.0 |
| Sept 21 | @ Cin | L | 1 | 1 | 0 | 2 | 0.0 | 0 | 0 | 0 | 0 | 0 | 0 | 0 | 2 | 0 | 0 | - | 1 | 40n, 44n | 3 | 1 | 1 | 33.3 |
| Sept 28 | @ Ind | L | 2 | 2 | 1 | 1 | 100.0 | 0 | 0 | 0 | 0 | 1 | 1 | 0 | 0 | 0 | 0 | 36 | 5 | 36 | 4 | 4 | 2 | 50.0 |
| Oct 5 | Cle | L | 4 | 4 | 0 | 0 | - | 0 | 0 | 0 | 0 | 0 | 0 | 0 | 0 | 0 | 0 | - | 4 | | 6 | 3 | 2 | 33.3 |
| Oct 12 | Jax | W | 1 | 1 | 3 | 3 | 100.0 | 0 | 0 | 2 | 2 | 0 | 0 | 1 | 1 | 0 | 0 | 42 | 10 | 25, 21, 42 | 5 | 5 | 4 | 80.0 |
| Oct 19 | @ Was | L | 2 | 2 | 1 | 1 | 100.0 | 0 | 0 | 0 | 0 | 1 | 1 | 0 | 0 | 0 | 0 | 36 | 5 | 36 | 4 | 3 | 2 | 50.0 |
| Oct 26 | Hou | L | 1 | 1 | 1 | 1 | 100.0 | 0 | 0 | 0 | 0 | 1 | 1 | 0 | 0 | 0 | 0 | 35 | 4 | 35 | 4 | 3 | 3 | 75.0 |
| Nov 9 | @ Bal | L | 1 | 1 | 0 | 0 | - | 0 | 0 | 0 | 0 | 0 | 0 | 0 | 0 | 0 | 0 | - | 1 | | 2 | 2 | 1 | 50.0 |
| Nov 17 | Pit | L | 3 | 3 | 1 | 1 | 100.0 | 0 | 0 | 1 | 1 | 0 | 0 | 0 | 0 | 0 | 0 | 20 | 6 | 20 | 5 | 3 | 0 | 0.0 |
| Nov 23 | @ Phi | L | 3 | 3 | 1 | 1 | 100.0 | 0 | 0 | 1 | 1 | 0 | 0 | 0 | 0 | 0 | 0 | 20 | 6 | 20 | 5 | 2 | 1 | 20.0 |
| Nov 30 | @ Hou | L | 3 | 3 | 0 | 0 | - | 0 | 0 | 0 | 0 | 0 | 0 | 0 | 0 | 0 | 0 | - | 3 | | 4 | 3 | 3 | 75.0 |
| Dec 7 | NYG | L | 1 | 1 | 0 | 1 | 0.0 | 0 | 0 | 0 | 0 | 0 | 0 | 0 | 1 | 0 | 0 | - | 1 | 42n | 2 | 2 | 1 | 50.0 |
| Dec 14 | NYJ | L | 0 | 0 | 3 | 3 | 100.0 | 0 | 0 | 0 | 0 | 1 | 1 | 1 | 1 | 1 | 1 | 51 | 9 | 40, 33, 51 | 4 | 4 | 1 | 25.0 |
| Dec 18 | @ Jax | L | 1 | 1 | 2 | 2 | 100.0 | 0 | 0 | 1 | 1 | 0 | 0 | 0 | 0 | 1 | 1 | 50 | 7 | 50, 23 | 4 | 4 | 3 | 75.0 |
| Dec 28 | Ind | L | 1 | 1 | 1 | 1 | 100.0 | 0 | 0 | 0 | 0 | 1 | 1 | 0 | 0 | 0 | 0 | 31 | 4 | 31 | 3 | 3 | 0 | 0.0 |
| Totals | | 2-14 | 27 | 27 | 19 | 22 | 86.4 | 0 | 0 | 5 | 5 | 7 | 7 | 5 | 8 | 2 | 2 | 51 | 84 | | 65 | 51 | 31 | 47.7 |

RYAN SUCCOP'S GAME-BY-GAME

2015 Tennessee Titans

| Date | Opp | W/L | PAT | | FG | | | 1-19 | | 20-29 | | 30-39 | | 40-49 | | 50+ | | LG | Pts | Kick-by-Kick | Kickoffs | | | |
|---------------|-------|-------------|-----------|-----------|-----------|-----------|-------------|----------|----------|----------|----------|----------|----------|----------|----------|----------|----------|-----------|-----------|--------------|-----------|-----------|-----------|-------------|
| | | | Ma | Att | Ma | Att | Pct | Ma | Att | Ma | Att | Ma | Att | Ma | Att | Ma | Att | | | | No | InEZ | TB | PctTB |
| Sept 13 | @ TB | W | 6 | 6 | 0 | 0 | - | 0 | 0 | 0 | 0 | 0 | 0 | 0 | 0 | 0 | 0 | - | 6 | | 7 | 6 | 4 | 57.1 |
| Sept 20 | @ Cle | L | 2 | 2 | 0 | 0 | - | 0 | 0 | 0 | 0 | 0 | 0 | 0 | 0 | 0 | 0 | - | 2 | | 3 | 3 | 2 | 66.7 |
| Sept 27 | Ind | L | 3 | 3 | 2 | 2 | 100.0 | 0 | 0 | 1 | 1 | 1 | 1 | 0 | 0 | 0 | 0 | 38 | 9 | 38, 21 | 7 | 6 | 6 | 85.7 |
| Oct 11 | Buf | L | 1 | 1 | 2 | 2 | 100.0 | 0 | 0 | 1 | 1 | 0 | 0 | 1 | 1 | 0 | 0 | 41 | 7 | 21, 41 | 4 | 4 | 3 | 75.0 |
| Oct 18 | Mia | L | 1 | 1 | 1 | 1 | 100.0 | 0 | 0 | 0 | 0 | 1 | 1 | 0 | 0 | 0 | 0 | 37 | 4 | 37 | 3 | 3 | 1 | 33.3 |
| Oct 25 | Atl | L | 1 | 1 | 0 | 0 | - | 0 | 0 | 0 | 0 | 0 | 0 | 0 | 0 | 0 | 0 | - | 1 | | 2 | 1 | 1 | 50.0 |
| Nov 1 | @ Hou | L | 0 | 0 | 2 | 2 | 100.0 | 0 | 0 | 0 | 0 | 1 | 1 | 1 | 1 | 0 | 0 | 44 | 6 | 35, 44 | 3 | 3 | 2 | 66.7 |
| Nov 8 | @ NO | W | 2 | 2 | 2 | 3 | 66.7 | 0 | 0 | 1 | 1 | 0 | 0 | 0 | 0 | 1 | 2 | 51 | 8 | 51, 29, 55cr | 6 | 6 | 3 | 50.0 |
| Nov 15 | Car | L | 1 | 1 | 1 | 1 | 100.0 | 0 | 0 | 0 | 0 | 0 | 0 | 1 | 1 | 0 | 0 | 45 | 4 | 45 | 3 | 3 | 2 | 66.7 |
| Nov 19 | @ Jax | L | 1 | 1 | 2 | 3 | 66.7 | 0 | 0 | 0 | 0 | 0 | 0 | 2 | 2 | 0 | 1 | 49 | 7 | 47, 49, 53wl | 4 | 4 | 4 | 100.0 |
| Nov 29 | Oak | L | 1 | 2 | 0 | 0 | - | 0 | 0 | 0 | 0 | 0 | 0 | 0 | 0 | 0 | 0 | - | 1 | | 4 | 2 | 0 | 0.0 |
| Dec 6 | Jax | W | 6 | 6 | 0 | 0 | - | 0 | 0 | 0 | 0 | 0 | 0 | 0 | 0 | 0 | 0 | - | 6 | | 7 | 6 | 4 | 57.1 |
| Dec 13 | @ NYJ | L | 0 | 0 | 0 | 0 | - | 0 | 0 | 0 | 0 | 0 | 0 | 0 | 0 | 0 | 0 | - | 0 | | 2 | 2 | 2 | 100.0 |
| Dec 20 | @ NE | L | 1 | 2 | 1 | 1 | 100.0 | 0 | 0 | 0 | 0 | 0 | 0 | 1 | 1 | 0 | 0 | 49 | 4 | 49 | 4 | 4 | 3 | 75.0 |
| Dec 27 | Hou | L | 0 | 0 | 0 | 0 | - | 0 | 0 | 0 | 0 | 0 | 0 | 0 | 0 | 0 | 0 | - | 0 | | 2 | 2 | 2 | 100.0 |
| Jan 3 | @ Ind | L | 3 | 3 | 1 | 1 | 100.0 | 0 | 0 | 0 | 0 | 0 | 0 | 1 | 1 | 0 | 0 | 49 | 6 | 49 | 5 | 5 | 4 | 80.0 |
| Totals | | 3-13 | 29 | 31 | 14 | 16 | 87.5 | 0 | 0 | 3 | 3 | 3 | 3 | 7 | 7 | 1 | 3 | 51 | 71 | | 66 | 60 | 43 | 65.2 |

2016 Tennessee Titans

| Date | Opp | W/L | PAT | | FG | | | 1-19 | | 20-29 | | 30-39 | | 40-49 | | 50+ | | LG | Pts | Kick-by-Kick | Kickoffs | | | |
|---------------|-------|------------|-----------|-----------|-----------|-----------|-------------|----------|----------|----------|----------|----------|----------|----------|----------|----------|----------|-----------|------------|--------------|-----------|-----------|-----------|-------------|
| | | | Ma | Att | Ma | Att | Pct | Ma | Att | Ma | Att | Ma | Att | Ma | Att | Ma | Att | | | | No | InEZ | TB | PctTB |
| Sept 11 | Min | L | 1 | 1 | 1 | 1 | 100.0 | 0 | 0 | 1 | 1 | 0 | 0 | 0 | 0 | 0 | 0 | 28 | 4 | 28 | 4 | 2 | 2 | 50.0 |
| Sept 18 | @ Det | W | 1 | 1 | 1 | 2 | 50.0 | 0 | 0 | 0 | 0 | 0 | 0 | 1 | 1 | 0 | 1 | 46 | 4 | 51wl, 46 | 5 | 4 | 3 | 60.0 |
| Sept 25 | Oak | L | 1 | 1 | 1 | 1 | 100.0 | 0 | 0 | 0 | 0 | 1 | 1 | 0 | 0 | 0 | 0 | 34 | 4 | 34 | 3 | 1 | 1 | 33.3 |
| Oct 2 | @ Hou | L | 2 | 2 | 2 | 2 | 100.0 | 0 | 0 | 1 | 1 | 0 | 0 | 1 | 1 | 0 | 0 | 48 | 8 | 48, 26 | 5 | 4 | 4 | 80.0 |
| Oct 9 | @ Mia | W | 3 | 4 | 1 | 1 | 100.0 | 0 | 0 | 0 | 0 | 0 | 0 | 1 | 1 | 0 | 0 | 40 | 6 | 40 | 6 | 6 | 4 | 66.7 |
| Oct 16 | Cle | W | 4 | 4 | 0 | 1 | 0.0 | 0 | 0 | 0 | 0 | 0 | 0 | 0 | 0 | 0 | 1 | - | 4 | 58wr | 5 | 5 | 4 | 80.0 |
| Oct 23 | Ind | L | 2 | 2 | 2 | 2 | 100.0 | 0 | 0 | 0 | 0 | 0 | 0 | 2 | 2 | 0 | 0 | 48 | 8 | 48, 44 | 6 | 5 | 4 | 66.7 |
| Oct 27 | Jax | W | 3 | 4 | 3 | 3 | 100.0 | 0 | 0 | 1 | 1 | 2 | 2 | 0 | 0 | 0 | 0 | 33 | 12 | 32, 22, 33 | 7 | 6 | 5 | 71.4 |
| Nov 6 | @ SD | L | 5 | 5 | 0 | 0 | - | 0 | 0 | 0 | 0 | 0 | 0 | 0 | 0 | 0 | 0 | - | 5 | | 6 | 6 | 6 | 100.0 |
| Nov 13 | GB | W | 5 | 5 | 2 | 2 | 100.0 | 0 | 0 | 1 | 1 | 0 | 0 | 0 | 0 | 1 | 1 | 51 | 11 | 51, 23 | 9 | 7 | 6 | 66.7 |
| Nov 20 | @ Ind | L | 2 | 2 | 1 | 1 | 100.0 | 0 | 0 | 0 | 0 | 0 | 0 | 1 | 1 | 0 | 0 | 47 | 5 | 47 | 4 | 2 | 2 | 50.0 |
| Nov 27 | @ Chi | W | 3 | 3 | 2 | 2 | 100.0 | 1 | 1 | 0 | 0 | 1 | 1 | 0 | 0 | 0 | 0 | 31 | 9 | 19, 31 | 6 | 5 | 4 | 66.7 |
| Dec 11 | Den | W | 1 | 1 | 2 | 2 | 100.0 | 0 | 0 | 0 | 0 | 0 | 0 | 1 | 1 | 1 | 1 | 53 | 7 | 53, 41 | 4 | 4 | 4 | 100.0 |
| Dec 18 | @ KC | W | 1 | 1 | 2 | 2 | 100.0 | 0 | 0 | 0 | 0 | 1 | 1 | 0 | 0 | 1 | 1 | 53 | 7 | 39, 53 | 4 | 2 | 2 | 50.0 |
| Dec 24 | @ Jax | L | 2 | 2 | 1 | 1 | 100.0 | 0 | 0 | 0 | 0 | 0 | 0 | 1 | 1 | 0 | 0 | 42 | 5 | 42 | 4 | 4 | 4 | 100.0 |
| Jan 1 | Hou | W | 3 | 3 | 1 | 1 | 100.0 | 0 | 0 | 0 | 0 | 1 | 1 | 0 | 0 | 0 | 0 | 35 | 6 | 35 | 5 | 4 | 3 | 60.0 |
| Totals | | 9-7 | 39 | 41 | 22 | 24 | 91.7 | 1 | 1 | 4 | 4 | 6 | 6 | 8 | 8 | 3 | 5 | 53 | 105 | | 83 | 67 | 58 | 69.9 |

2017 Tennessee Titans

| | | | PAT | | FG | | | 1-19 | | 20-29 | | 30-39 | | 40-49 | | 50+ | | Kickoffs | | | | | | |
|----------|-------|-----|-----|-----|----|-----|-------|------|-----|-------|-----|-------|-----|-------|-----|-----|-----|----------|-----|----------------------|----|------|----|-------|
| Date | Opp | W/L | Ma | Att | Ma | Att | Pct | Ma | Att | Ma | Att | Ma | Att | Ma | Att | Ma | Att | LG | Pts | Kick-by-Kick | No | InEZ | TB | PctTB |
| Sept 10 | Oak | L | 1 | 1 | 3 | 4 | 75.0 | 0 | 0 | 2 | 2 | 0 | 0 | 0 | 0 | 1 | 2 | 52 | 10 | 23, 26, 52, 52wr | 5 | 4 | 3 | 60.0 |
| Sept 17 | @ Jax | W | 4 | 4 | 3 | 3 | 100.0 | 0 | 0 | 1 | 1 | 0 | 0 | 2 | 2 | 0 | 0 | 41 | 13 | 40, 41, 26 | 7 | 6 | 3 | 42.9 |
| Sept 24 | Sea | W | 3 | 3 | 4 | 4 | 100.0 | 0 | 0 | 1 | 1 | 2 | 2 | 1 | 1 | 0 | 0 | 47 | 15 | 24, 37, 47, 35 | 7 | 7 | 7 | 100.0 |
| Oct 1 | @ Hou | L | 2 | 2 | 0 | 0 | - | 0 | 0 | 0 | 0 | 0 | 0 | 0 | 0 | 0 | 0 | - | 2 | | 3 | 3 | 2 | 66.7 |
| Oct 8 | @ Mia | L | 1 | 1 | 1 | 1 | 100.0 | 0 | 0 | 0 | 0 | 0 | 0 | 1 | 1 | 0 | 0 | 45 | 4 | 45 | 3 | 2 | 1 | 33.3 |
| Oct 16 | Ind | W | 3 | 3 | 5 | 5 | 100.0 | 0 | 0 | 1 | 1 | 1 | 1 | 3 | 3 | 0 | 0 | 48 | 18 | 48, 32, 40, 48, 23 | 9 | 8 | 4 | 44.4 |
| Oct 22 | @ Cle | W | 0 | 0 | 4 | 5 | 80.0 | 0 | 0 | 1 | 1 | 0 | 0 | 3 | 3 | 0 | 1 | 47 | 12 | 43, 23, 46, 53wl, 47 | 5 | 5 | 4 | 80.0 |
| Nov 5 | Bal | W | 2 | 3 | 1 | 1 | 100.0 | 0 | 0 | 0 | 0 | 0 | 0 | 1 | 1 | 0 | 0 | 48 | 5 | 48 | 5 | 4 | 4 | 80.0 |
| Nov 12 | Cin | W | 3 | 3 | 1 | 2 | 50.0 | 0 | 0 | 0 | 0 | 0 | 0 | 1 | 2 | 0 | 0 | 44 | 6 | 48wr, 44 | 4 | 4 | 3 | 75.0 |
| Nov 16 | @ Pit | L | 2 | 2 | 1 | 2 | 50.0 | 0 | 0 | 0 | 0 | 0 | 0 | 1 | 2 | 0 | 0 | 44 | 5 | 48b, 44 | 4 | 3 | 3 | 75.0 |
| Nov 26 | @ Ind | W | 2 | 2 | 2 | 2 | 100.0 | 0 | 0 | 1 | 1 | 0 | 0 | 1 | 1 | 0 | 0 | 45 | 8 | 29, 45 | 5 | 5 | 5 | 100.0 |
| Dec 3 | Hou | W | 3 | 3 | 1 | 2 | 50.0 | 0 | 0 | 0 | 0 | 0 | 0 | 1 | 2 | 0 | 0 | 43 | 6 | 40wr, 43 | 5 | 3 | 3 | 60.0 |
| Dec 10 | @ Ari | L | 1 | 1 | 0 | 1 | 0.0 | 0 | 0 | 0 | 0 | 0 | 0 | 0 | 0 | 0 | 1 | - | 1 | | 2 | 0 | 0 | 0.0 |
| Dec 17 | @ SF | L | 2 | 2 | 3 | 3 | 100.0 | 0 | 0 | 0 | 0 | 1 | 1 | 1 | 1 | 1 | 1 | 50 | 11 | 40, 31, 50 | 6 | 4 | 2 | 33.3 |
| Dec 24 | LAR | L | 2 | 2 | 3 | 4 | 75.0 | 0 | 0 | 2 | 2 | 1 | 1 | 0 | 1 | 0 | 0 | 37 | 11 | 25, 37, 45wr, 27 | 6 | 6 | 2 | 33.3 |
| Dec 31 | Jax | W | 0 | 1 | 3 | 3 | 100.0 | 0 | 0 | 1 | 1 | 2 | 2 | 0 | 0 | 0 | 0 | 39 | 9 | 25, 39, 38 | 4 | 2 | 1 | 25.0 |
| Totals | | 9-7 | 31 | 33 | 35 | 42 | 83.3 | 0 | 0 | 10 | 10 | 7 | 7 | 16 | 20 | 2 | 5 | 52 | 136 | | 80 | 66 | 47 | 58.8 |
| Playoffs | | | | | | | | | | | | | | | | | | | | | | | | |
| Jan 6 | @ KC | W | 1 | 1 | 1 | 1 | 100.0 | 0 | 0 | 0 | 0 | 0 | 0 | 1 | 1 | 0 | 0 | 49 | 4 | 49 | 5 | 4 | 1 | 20.0 |
| Jan 13 | @ NE | L | 2 | 2 | 0 | 0 | - | 0 | 0 | 0 | 0 | 0 | 0 | 0 | 0 | 0 | 0 | 0 | 2 | | 3 | 2 | 1 | 33.3 |
| Totals | | 1-1 | 3 | 3 | 1 | 1 | 100.0 | 0 | 0 | 0 | 0 | 0 | 0 | 1 | 1 | 0 | 0 | 49 | 6 | | 8 | 6 | 2 | 25.0 |

RYAN SUCCOP'S NFL STATISTICS

| REGULAR SEASON | | | PAT | | FG | | | 1-19 | | 20-29 | | 30-39 | | 40-49 | | 50+ | | Kickoffs | | | | | |
|----------------|-------------|-----|-----|-----|-----|-----|------|------|-----|-------|-----|-------|-----|-------|-----|-----|-----|----------|-----|-----|------|-----|-------|
| Date | Team | GP | Ma | Att | Ma | Att | Pct | Ma | Att | Ma | Att | Ma | Att | Ma | Att | Ma | Att | LG | Pts | No | InEZ | TB | PctTB |
| 2009 | Kansas City | 16 | 29 | 29 | 25 | 29 | 86.2 | 0 | 0 | 10 | 10 | 7 | 7 | 6 | 7 | 2 | 5 | 53 | 104 | 66 | 29 | 7 | 10.6 |
| 2010 | Kansas City | 16 | 42 | 42 | 20 | 26 | 76.9 | 0 | 0 | 6 | 6 | 7 | 9 | 6 | 8 | 1 | 3 | 53 | 102 | 76 | 25 | 8 | 10.5 |
| 2011 | Kansas City | 16 | 20 | 20 | 24 | 30 | 80.0 | 1 | 1 | 7 | 7 | 6 | 7 | 7 | 12 | 3 | 3 | 54 | 92 | 56 | 44 | 31 | 55.4 |
| 2012 | Kansas City | 16 | 17 | 17 | 28 | 34 | 82.4 | 0 | 0 | 4 | 5 | 12 | 15 | 10 | 12 | 2 | 2 | 52 | 101 | 56 | 49 | 27 | 48.2 |
| 2013 | Kansas City | 16 | 52 | 52 | 22 | 28 | 78.6 | 0 | 0 | 6 | 6 | 9 | 10 | 6 | 8 | 1 | 4 | 51 | 118 | 91 | 77 | 47 | 51.6 |
| 2014 | Tennessee | 16 | 27 | 27 | 19 | 22 | 86.4 | 0 | 0 | 5 | 5 | 7 | 7 | 5 | 8 | 2 | 2 | 51 | 84 | 65 | 51 | 31 | 47.7 |
| 2015 | Tennessee | 16 | 29 | 31 | 14 | 16 | 87.5 | 0 | 0 | 3 | 3 | 3 | 3 | 7 | 7 | 1 | 3 | 51 | 71 | 66 | 60 | 43 | 65.2 |
| 2016 | Tennessee | 16 | 39 | 41 | 22 | 24 | 91.7 | 1 | 1 | 4 | 4 | 6 | 6 | 8 | 8 | 3 | 5 | 53 | 105 | 83 | 67 | 58 | 69.9 |
| 2017 | Tennessee | 16 | 31 | 33 | 35 | 42 | 83.3 | 0 | 0 | 10 | 10 | 7 | 7 | 16 | 20 | 2 | 5 | 52 | 136 | 80 | 66 | 47 | 58.8 |
| NFL Totals | | 144 | 286 | 292 | 209 | 251 | 83.3 | 2 | 2 | 55 | 56 | 64 | 71 | 71 | 90 | 17 | 32 | 54 | 913 | 639 | 468 | 299 | 46.8 |

| PLAYOFFS | | PAT | | | FG | | | 1-19 | | 20-29 | | 30-39 | | 40-49 | | 50+ | | Kickoffs | | | | | |
|----------------|-------------|-----|----|-----|----|-----|-------|------|-----|-------|-----|-------|-----|-------|-----|-----|-----|----------|-----|----|------|----|-------|
| Date | Team | GP | Ma | Att | Ma | Att | Pct | Ma | Att | Ma | Att | Ma | Att | Ma | Att | Ma | Att | LG | Pts | No | InEZ | TB | PctTB |
| 2010 | Kansas City | 1 | 1 | 1 | 0 | 0 | - | 0 | 0 | 0 | 0 | 0 | 0 | 0 | 0 | 0 | 0 | - | 1 | 2 | 1 | 1 | 50.0 |
| 2013 | Kansas City | 1 | 5 | 5 | 3 | 3 | 50.0 | 1 | 1 | 0 | 0 | 0 | 0 | 2 | 2 | 0 | 0 | 43 | 14 | 9 | 9 | 6 | 66.7 |
| 2017 | Tennessee | 2 | 3 | 3 | 1 | 1 | 100.0 | 0 | 0 | 0 | 0 | 0 | 0 | 1 | 1 | 0 | 0 | 49 | 6 | 8 | 6 | 2 | 25.0 |
| Playoff Totals | | 4 | 9 | 9 | 4 | 4 | 100.0 | 1 | 1 | 0 | 0 | 0 | 0 | 3 | 3 | 0 | 0 | 49 | 21 | 19 | 16 | 9 | 47.4 |

Single-Game Highs

Field Goals Made - 6 at New Orleans (9/23/12)
 Field Goal Attempts - 6 at New Orleans (9/23/12)
 Longest Field Goal - 54 vs. Minnesota (10/2/11)
 PATs Made - 6 (Four times, last vs. Jacksonville 12/6/15)
 PATs Attempted - 6 (Four times, last vs. Jacksonville 12/6/15)
 Points - 19 at New Orleans (9/23/12)
 Consecutive Field Goals Made - 22 (10/2/11-12/24/11)
 Touchbacks - **7 vs. Seattle (9/24/17)**

Additional Career Statistics

Punts - 1 for 33 yards at Oakland (11/7/10)
 Special Teams Tackles - 1 (2009), 2 (2010), 2 (2012), 1 (2013),
2 (2017)
 Recovered Onside Kick - 1 at Jacksonville (11/8/09)

Playoff Single-Game Highs

Field Goals Made - 3 at Indianapolis (1/4/14)
 Field Goals Attempts - 3 at Indianapolis (1/4/14)
 Longest Field Goal - **49 at Kansas City (1/6/18)**
 PATs Made - 5 at Indianapolis (1/4/14)
 PATs Attempted - 5 at Indianapolis (1/4/14)
 Points - 14 at Indianapolis (1/4/14)

Game-Winning Field Goals*

11/22/09 vs. Pittsburgh (22 yards, OT)
 10/31/10 vs. Buffalo (35 yards, OT)
 9/19/10 at Cleveland (23 yards)
 10/31/11 vs. San Diego (30 yards, OT)
 9/23/12 at New Orleans (31 yards, OT)
 12/18/16 at Kansas City (53 yards)
10/22/17 at Cleveland (47 yards, OT)

* A game-winning field goal is defined as one that was the final score of the game and gave the kicker's team the lead at any time in the fourth quarter or overtime.



89 PHILLIP SUPERNAW

TIGHT END • 6'5" • 255 LBS • COLLEGE: OUACHITA BAPTIST

ACQUIRED: FREE AGENT - 2015 • NFL EXPERIENCE (NFL/TITANS): 4/3

HOMETOWN: KATY, TEXAS

GAMES PLAYED/GAMES STARTED: 56/7 (PLAYOFFS: 2/0)



PRO: The Titans signed Phillip Supernaw late in the 2015 offseason to add competition and depth to the tight end position. He responded with the first season of his career in which he appeared in all 16 games, becoming one of the team's special teams leaders. In 2016, Supernaw played in 15 games with two starts at tight end and collected career-highs with four receptions and 62 receiving yards. The 6-foot-5-inch, 255-pounder was originally signed as a rookie free agent by the Houston Texans following the 2012 NFL Draft. The Ouachita Baptist product spent parts of his first two seasons with the Texans before splitting time with the Baltimore Ravens and Kansas City Chiefs during the 2014 campaign.

CAREER HIGHLIGHTS:

- In 2016, Supernaw collected career-highs with four receptions and 62 receiving yards and tied for third on the Titans with eight special teams tackles.
- In 2015, Supernaw ranked second on the Titans with 14 special teams tackles.

TITANS TIDBITS:

- Supernaw's father is country music singer Doug Supernaw. Doug Supernaw has released four studio albums: Red and Rio Grande (1993), Deep Thoughts from a Shallow Mind (1994), You Still Got Me (1995), and Fadin' Renegade (1999), as well as a compilation album, 1997's The Encore Collection. Between 1993 and 1996, he charted 11 singles on the Billboard Hot Country Singles & Tracks charts, including "I Don't Call Him Daddy," a number one single in late 1993.
- Supernaw was actually born in Nashville, but moved to the Houston area at an early age and attended high school in Katy, Texas.
- A member at Vanderbilt Legends Club in Franklin, Tenn., the golf enthusiast plays whenever he can during the offseason and is a 2.0 handicap.

CAREER TRANSACTIONS:

- The Katy, Texas, native was originally signed by the Houston Texans as an undrafted free agent on May 14, 2012.
- Released by the Texans on Aug. 31, 2012 and signed to the team's practice squad a day later.
- Released from the Texans' practice squad on Oct. 18, 2012.
- Signed by the Texans as a free agent on March 11, 2013.
- Released by the Texans on July 25, 2013.
- Signed to the Texans' practice squad on Dec. 17, 2013 and signed to the team's active roster on Dec. 27, 2013.
- Released by the Texans on May 14, 2014.
- Signed by the Baltimore Ravens as a free agent on May 19, 2014.
- Released by the Ravens on Aug. 30, 2014 and signed to the team's practice squad a day later.
- Signed by the Ravens to their active roster from the practice squad on Sept. 23, 2014.
- Released by the Ravens on Oct. 7, 2014 and signed to the team's practice squad two days later.
- Signed by the Ravens to their active roster from the practice squad on Oct. 25, 2014.
- Released by the Ravens on Nov. 4, 2014 and signed to the team's practice squad a day later.
- Signed by the Kansas City Chiefs to their active roster from the Ravens' practice squad Nov. 11, 2014.
- Released by the Chiefs on Dec. 1, 2014.
- Signed by the Ravens to their practice squad on Dec. 3, 2014.
- Signed by the Ravens to their active roster from the practice squad on

Dec. 5, 2014.

- Released by the Ravens on May 12, 2015.
- Signed by the Titans as a free agent on June 2, 2015.

SEASON RECAPS:

2017 (16/3, 2/0 - Tennessee): Played in all 16 games with three starts at tight end and tied a career-high with four receptions for 39 yards with his first career touchdown. Tied for fourth on the team with 10 special teams tackles. Saw action as a reserve in his first two career postseason games and notched a pair of special teams stops. Collected his first career touchdown reception at Miami (10/8/17). Led or tied for the team lead in special teams tackles five times in 2017 (at JAX, at HOU, at PIT, vs. JAX, at NE). Played in his 50th career regular season game at Pittsburgh (11/16/17).

- Against Oakland (9/10), played as a reserve at tight end and on special teams.
- At Jacksonville (9/17), started at tight end and helped open holes for a rushing attack that amassed 179 yards on 36 carries (5.0 avg.). Tied for the team lead with two special teams tackles on coverage units.
- Against Seattle (9/24), played as a reserve at tight end and caught one pass for three yards. Had a big block during Rishard Matthews' 55-yard touchdown catch on a wide receiver screen in the third quarter.
- At Houston (10/1), saw action as a reserve on special teams and played limited snaps at tight end. Tied for the team lead with a special teams tackle.
- At Miami (10/8), played as a reserve at tight end and tied a career-best with two receptions for 16 yards, including his first career touchdown. Notched two special teams tackles on coverage units. Evened the score at 10-10 with an 11-yard touchdown catch with 7:17 remaining in the third quarter.
- Against Indianapolis (10/16), saw action as a reserve at tight end and on special teams.
- At Cleveland (10/22), played as a reserve at tight end and on special teams.
- Against Baltimore (11/5), started at tight end and saw action on special teams coverage units.
- Against Cincinnati (11/12), saw action as a reserve at tight end and helped open holes for Titans' rushers to gain 180 yards on the ground.
- At Pittsburgh (11/16), played as a reserve at tight end and on special teams in his 50th career regular season game. Tied for the team lead with a special teams tackle on coverage units.
- At Indianapolis (11/26), started at tight end and saw action on special teams.
- Against Houston (12/3), played as a reserve at tight end and hauled in a 20-yard reception.
- At Arizona (12/10), saw action as a reserve at tight end and on special teams. Posted a special teams tackle on coverage units.
- At San Francisco (12/17), played as a reserve on special teams.
- Against Los Angeles Rams (12/24), saw action as a reserve on special teams.
- Against Jacksonville (12/31), led the team with three special teams tackles and a fumble recovery on coverage units. Recovered a Jaydon Mickens muffed punt at the Jaguars' 23-yard line in the second quarter.
- At Kansas City (1/6), saw action as a reserve on special teams in his first career postseason game.
- At New England (1/13), played as a reserve at tight end and on special teams. Led the team with two special teams tackles.

2016 (15/2 - Tennessee): Appeared in 15 games with two starts at tight

end and collected career-highs with four receptions and 62 receiving yards. Tied for third on the team with eight special teams tackles. Was inactive for one contest. Led or tied for the team lead in special teams tackles four times in 2016 (vs. CLE, vs. GB, at KC, vs. HOU).

- At Detroit (9/18), saw action as a reserve at tight end and on special teams. Hauled in one reception for seven yards during the Titans' game-winning touchdown drive in the fourth quarter.
- Against Oakland (9/25), started at tight end and notched a special teams tackle on coverage units.
- Against Cleveland (10/16), played as a reserve at tight end and tied a career-high with two receptions for 25 yards. Played on special teams and tied for the team lead with one stop. Extended the Titans' second touchdown drive with an eight-yard catch on third-and-seven in the second quarter.
- Against Jacksonville (10/27), started at tight end and snared a career-long 30-yard catch-and-run reception down the right sideline during the Titans' third touchdown drive in the second quarter. Helped open holes for Titans' ball carriers to accumulate 214 yards on the ground.
- Against Green Bay (11/13), played as a reserve at tight end and on special teams. Tied for the team lead with two special teams tackles.
- Against Denver (12/11), played as a reserve at tight end and helped open holes for Titans' rushers to amass 180 rushing yards on 42 carries in a 13-10 victory over the Broncos.
- At Kansas City (12/18), saw action as a reserve at tight end and on special teams and tied for the team lead with two tackles on coverage units.
- Against Houston (1/1), saw action as a reserve at tight end and on special teams. Led the team with two special teams tackles on coverage units.

2015 (16/1 - Tennessee): Played in all 16 games for the first time in his career in his first season with the Titans. Ranked second on the team with 14 special teams tackles. Caught three passes for 32 yards. Led or tied for the team lead in special teams tackles five times in 2015 (at CLE, vs. MIA, vs. ATL, vs. JAX).

- At Tampa Bay (9/13), played as a reserve on special teams and at tight end in his Titans debut. Collected a special teams tackle on coverage units. Helped pin the Buccaneers deep in their territory by fielding Brett Kern's 38-yard punt and throwing it to Avery Williamson who downed it at the two-yard line in the third quarter.
- At New Orleans (11/8), saw action as a reserve on special teams and at tight end. Totaled two special teams tackles and a forced fumble on coverage units.
- At Jacksonville (11/19), saw action as a reserve at tight end and caught two passes for 16 yards.
- Against Oakland (11/29), played as a reserve on special teams and tied for the team lead with three special teams tackles.
- Against Jacksonville (12/6), led the team with two special teams tackles on coverage units.
- At N.Y. Jets (12/13), saw action as a reserve at tight end and caught one pass for 16 yards.
- At New England (12/20), started at tight end. Collected a special teams tackle and a forced fumble on coverage units. Forced a Danny Amendola fumble on a punt return that was recovered by Cody Riggs, helping set up the Titans' first field goal.

2014 (2/1 - Kansas City; 6/0, 0/0 - Baltimore): Played in two games with one start for the Chiefs and posted one reception for three yards. Played in six games with the Ravens and amassed two receptions for 27 yards. Was inactive for two games and did not play in another contest. Was inactive for the postseason game.

- At Miami (12/7), caught a career-long 29-yard reception.

2013 (1/0 - Houston): Spent training camp with the Texans before being released prior to the regular season. Re-signed by the Texans and spent the final two weeks of the season with the team (Week 16 on their practice

squad and Week 17 on the active roster).

- At Tennessee (12/29), saw action in his first career game in the season finale after being signed to Houston's active roster from their practice squad on Dec. 27.

2012 (0/0 - Houston): Spent the first six weeks of the season on the Texans' practice squad before being placed on the practice squad/injured list.

COLLEGE:

- Was a four-year starter at Ouachita Baptist and saw action in 40 career games with 36 starts. Tallied 64 receptions for 710 yards and 10 touchdowns.
- Helped lead the Tigers to the inaugural Great American Conference Championship in 2011, as he recorded 22 catches for 301 yards and three touchdowns as a senior.
- Named first-team All-Gulf South Conference as a junior in 2009.

PERSONAL:

- Single, splits time between Katy, Texas, and Nashville.
- Attended James E. Taylor (Katy, Texas) High School.
- Follow Supernaw on Twitter at @PSupernaw11.
- Follow Supernaw on Instagram at @phillipsupernaw.
- Born Phillip Steven Supernaw on Jan. 30, 1990 in Nashville, Tenn.

PHILLIP SUPERNAW'S GAME-BY-GAME

2015 Tennessee Titans

| Date | Opp. | W/L | P/S | No | Yds | Avg | Lg | TD |
|---------------|-------|-------------|-------------|----------|-----------|-------------|-----------|----------|
| Sept 13 | @ TB | W | p | 0 | 0 | - | 0 | 0 |
| Sept 20 | @ Cle | L | p | 0 | 0 | - | 0 | 0 |
| Sept 27 | Ind | L | p | 0 | 0 | - | 0 | 0 |
| Oct 11 | Buf | L | p | 0 | 0 | - | 0 | 0 |
| Oct 18 | Mia | L | p | 0 | 0 | - | 0 | 0 |
| Oct 25 | Atl | L | p | 0 | 0 | - | 0 | 0 |
| Nov 1 | @ Hou | L | p | 0 | 0 | - | 0 | 0 |
| Nov 8 | @ NO | W | p | 0 | 0 | - | 0 | 0 |
| Nov 15 | Car | L | p | 0 | 0 | - | 0 | 0 |
| Nov 19 | @ Jax | L | p | 2 | 16 | 8.0 | 8 | 0 |
| Nov 29 | Oak | L | p | 0 | 0 | - | 0 | 0 |
| Dec 6 | Jax | W | p | 0 | 0 | - | 0 | 0 |
| Dec 13 | @ NYJ | L | p | 1 | 16 | 16.0 | 16 | 0 |
| Dec 20 | @ NE | L | S | 0 | 0 | - | 0 | 0 |
| Dec 27 | Hou | L | p | 0 | 0 | - | 0 | 0 |
| Jan 3 | @ Ind | L | p | 0 | 0 | - | 0 | 0 |
| Totals | | 3-13 | 16/1 | 3 | 32 | 10.7 | 16 | 0 |

2016 Tennessee Titans

| Date | Opp. | W/L | P/S | No | Yds | Avg | Lg | TD |
|---------|-------|-----|-----|----|-----|------|----|----|
| Sept 11 | Min | L | p | 0 | 0 | - | 0 | 0 |
| Sept 18 | @ Det | W | p | 1 | 7 | 7.0 | 7 | 0 |
| Sept 25 | Oak | L | S | 0 | 0 | - | 0 | 0 |
| Oct 2 | @ Hou | L | p | 0 | 0 | - | 0 | 0 |
| Oct 9 | @ Mia | W | p | 0 | 0 | - | 0 | 0 |
| Oct 16 | Cle | W | p | 2 | 25 | 12.5 | 17 | 0 |
| Oct 23 | Ind | L | p | 0 | 0 | - | 0 | 0 |
| Oct 27 | Jax | W | S | 1 | 30 | 30.0 | 30 | 0 |
| Nov 6 | @ SD | L | p | 0 | 0 | - | 0 | 0 |
| Nov 13 | GB | W | p | 0 | 0 | - | 0 | 0 |
| Nov 20 | @ Ind | L | p | 0 | 0 | - | 0 | 0 |

| | | | | | | | | |
|---------------|-------|------------|-------------|----------|-----------|-------------|-----------|----------|
| Nov 27 | @ Chi | W | IA | | | | | |
| Dec 11 | Den | W | p | 0 | 0 | - | 0 | 0 |
| Dec 18 | @ KC | W | p | 0 | 0 | - | 0 | 0 |
| Dec 24 | @ Jax | L | p | 0 | 0 | - | 0 | 0 |
| Jan 1 | Hou | W | p | 0 | 0 | - | 0 | 0 |
| Totals | | 9-7 | 15/2 | 4 | 62 | 15.5 | 30 | 0 |

2017 Tennessee Titans

| Date | Opp. | W/L | P/S | No | Yds | Avg | Lg | TD |
|-----------------|-------|------------|-------------|----------|-----------|------------|-----------|----------|
| Sept 10 | Oak | L | p | 0 | 0 | - | 0 | 0 |
| Sept 17 | @ Jax | W | S | 0 | 0 | - | 0 | 0 |
| Sept 24 | Sea | W | p | 1 | 3 | 3.0 | 3 | 0 |
| Oct 1 | @ Hou | L | p | 0 | 0 | - | 0 | 0 |
| Oct 8 | @ Mia | L | p | 2 | 16 | 8.0 | 11t | 1 |
| Oct 16 | Ind | W | p | 0 | 0 | - | 0 | 0 |
| Oct 22 | @ Cle | W | p | 0 | 0 | - | 0 | 0 |
| Nov 5 | Bal | W | S | 0 | 0 | - | 0 | 0 |
| Nov 12 | Cin | W | p | 0 | 0 | - | 0 | 0 |
| Nov 16 | @ Pit | L | p | 0 | 0 | - | 0 | 0 |
| Nov 26 | @ Ind | W | S | 0 | 0 | - | 0 | 0 |
| Dec 3 | Hou | W | p | 1 | 20 | 20.0 | 20 | 0 |
| Dec 10 | @ Ari | L | p | 0 | 0 | - | 0 | 0 |
| Dec 17 | @ SF | L | p | 0 | 0 | - | 0 | 0 |
| Dec 24 | LAR | L | p | 0 | 0 | - | 0 | 0 |
| Dec 31 | Jax | W | p | 0 | 0 | - | 0 | 0 |
| Totals | | 9-7 | 16/3 | 4 | 39 | 9.8 | 20 | 1 |
| Playoffs | | | | | | | | |
| Jan 6 | @ KC | W | p | 0 | 0 | - | 0 | 0 |
| Jan 13 | @ NE | L | p | 0 | 0 | - | 0 | 0 |
| Totals | | 1-1 | 2/0 | 0 | 0 | 0.0 | 0 | 0 |

PHILLIP SUPERNAW'S NFL STATISTICS

REGULAR SEASON

| Year | Team | GP | GS | No | Yds | Avg | Lg | TD | Att | Yds | Avg | Lg | TD |
|-------------------|-----------|-----------|----------|-----------|------------|-------------|-----------|----------|----------------|----------|----------|----------|----------|
| 2012 | Houston | 0 | 0 | | | | | | Practice Squad | | | | |
| 2013 | Houston | 1 | 0 | 0 | 0 | - | 0 | 0 | 0 | 0 | - | 0 | 0 |
| 2014 | BAL/KC | 8 | 1 | 3 | 30 | 10.0 | 29 | 0 | 0 | 0 | - | 0 | 0 |
| 2015 | Tennessee | 16 | 1 | 3 | 32 | 10.7 | 16 | 0 | 0 | 0 | - | 0 | 0 |
| 2016 | Tennessee | 15 | 2 | 4 | 62 | 15.5 | 30 | 0 | 0 | 0 | - | 0 | 0 |
| 2017 | Tennessee | 16 | 3 | 4 | 39 | 9.8 | 20 | 1 | 0 | 0 | - | 0 | 0 |
| NFL Totals | | 56 | 7 | 14 | 163 | 11.6 | 30 | 1 | 0 | 0 | - | 0 | 0 |

PLAYOFFS

| Year | Team | GP | GS | No | Yds | Avg | Lg | TD | Att | Yds | Avg | Lg | TD |
|-------------------|-----------|----------|----------|----------|----------|----------|----------|----------|----------|----------|----------|----------|----------|
| 2017 | Tennessee | 2 | 0 | 0 | 0 | - | 0 | 0 | 0 | 0 | - | 0 | 0 |
| NFL Totals | | 2 | 0 | 0 | 0 | - | 0 | 0 | 0 | 0 | - | 0 | 0 |

Single-Game Highs

Receptions - **2** (Three times, last at Miami 10/8/17)
 Receiving Yards - 30 vs. Jacksonville (10/27/16)
 Long Reception - 30 vs. Jacksonville (10/27/16)
 Touchdowns - **1** at Miami (10/8/17)

Playoff Single-Game Highs

Special Teams Tackles - **2** at New England (1/13/18)

Additional Statistics

Special Teams Tackles - 14 (2015), 8 (2016), **10** (2017)
 Special Teams Forced Fumble - 1 (2015)
 Special Teams Fumble Recovery - **1** (2017)
 Tackles - 1 (2015), 1 (2016)



13 TAYWAN TAYLOR

WIDE RECEIVER • 5'11" • 203 LBS • COLLEGE: WESTERN KENTUCKY
ACQUIRED: 3RD ROUND - 2017 • NFL EXPERIENCE: ROOKIE
HOMETOWN: LOUISVILLE, KY.
GAMES PLAYED/GAMES STARTED: 16/4 (PLAYOFFS: 2/0)



PRO: The Titans selected Taywan Taylor (first name pronounced TAY-wahn) with their first of two third-round picks in the 2017 NFL Draft. A shifty route-runner with exceptional burst and run-after-catch ability, he has the ability to play in the slot or on the outside. At Western Kentucky, he broke every major single-season and career receiving record and accounted for 34 touchdown receptions over his final two campaigns. He joins first-rounder Corey Davis to give the Titans one of the NFL's most dynamic rookie receiving duos. Taylor became the first Western Kentucky player drafted by the Titans since the team arrived in Tennessee.

CAREER HIGHLIGHTS:

- The most prolific wide receiver in Western Kentucky history, Taylor accumulated 253 career receptions for 4,234 yards and 41 touchdowns in four seasons, setting team records in each category.
- In 2016, he had the best single season of any receiver in Western Kentucky history, setting Hilltopper records with 98 catches (ranked fifth in the nation), 1,730 receiving yards (third) and 17 touchdowns (tied for third).

TITANS TIDBITS:

- Taylor's football life has taken him south on Interstate 65. A native of Louisville, which is approximately a three-hour drive from Nashville, he attended Western Kentucky University in Bowling Green, Ky., a one-hour commute from Nashville on the same highway.
- He played the role of Daddy Warbucks in an elementary school production of "Annie."
- Taylor lists his football role model as Randy Moss.

CAREER TRANSACTIONS:

- The Louisville, Ky., native was selected by the Titans in the third round (72nd overall) of the 2017 NFL Draft.

SEASON RECAPS:

2017 (16/4, 2/0): Played in all 16 games with four starts at wide receiver during his rookie campaign and grabbed 16 receptions for 231 yards with a touchdown. Notched seven special teams tackles. Rushed the ball eight times for 43 yards. Saw action as a reserve in his first two career postseason contests and caught two passes for nine yards. Tied for the team lead in special teams tackles twice in 2017 (at CLE, at PIT). Collected his first career receiving touchdown with a 53-yard catch against Indianapolis (10/16/17). Appeared in his first career NFL game against Oakland (9/10/17). Made his first career NFL start at Miami (10/8).

- Against Oakland (9/10), played as a reserve wide receiver in his NFL debut and caught two passes for 14 yards.
- At Jacksonville (9/17), saw action as a reserve at wide receiver and caught a game-long 42-yard reception. Rushed the ball twice for 16 yards. Collected his first career special teams tackle on coverage units. Set up the Titans second touchdown of the day with a diving 42-yard catch down the left sideline in the third quarter.
- Against Seattle (9/24), played as a reserve at wide receiver and snared two receptions for 16 yards.
- At Houston (10/1), saw action as a reserve at wide receiver and carried the ball once for six yards.
- At Miami (10/8), started his first career NFL contest and rushed once for five yards.
- Against Indianapolis (10/16), started at wide receiver and snared two receptions for 61 yards with a touchdown. Gave the Titans a 29-22 lead with a 53-yard touchdown catch with 5:29 left to play in the game.
- At Cleveland (10/22), played as a reserve at wide receiver and caught

three passes for 45 yards. Tied for the team lead with a special teams tackle on coverage units. Set up the Titans third field goal of the afternoon with a 17-yard catch off of a flea-flicker late in the third quarter.

- Against Baltimore (11/5), saw action as a reserve at wide receiver and caught one pass for minus four yards.
- Against Cincinnati (11/12), played as a reserve at wide receiver and snared two receptions for 34 yards.
- At Pittsburgh (11/16), started at wide receiver and saw action on special teams. Tied for the team lead with a special teams tackle on coverage units.
- At Indianapolis (11/26), played as a reserve at wide receiver and grabbed one reception for eight yards.
- Against Houston (12/3), saw action as a reserve at wide receiver and hauled in two receptions for 15 yards.
- At Arizona (12/10), played as a reserve at wide receiver.
- At San Francisco (12/17), started at wide receiver and carried the ball once for eight yards. Notched a special teams tackle on coverage units.
- Against Los Angeles Rams (12/24), notched a special teams tackle on coverage units. Played limited snaps at wide receiver.
- Against Jacksonville (12/31), played as a reserve at wide receiver and on special teams. Carried the ball once for five yards. Posted two special teams tackles on coverage units. Helped force a Jaydon Mickens muffed punt that was recovered by Phillip Supernaw at the Jaguars' 23-yard line in the second quarter.
- At Kansas City (1/6), played as a reserve at wide receiver and hauled in one catch for four yards in his first career postseason game.
- At New England (1/13), saw action as a reserve at wide receiver and caught one pass for five yards.

COLLEGE:

• In four seasons at Western Kentucky (2013-16), Taylor appeared in 52 games with 33 starts. He established Hilltopper career records with 253 receptions, 4,234 receiving yards and 41 receiving touchdowns, and he also set the single-season records with 98 receptions, 1,730 yards and 17 touchdowns, the latter of which he hit in both his junior and senior seasons. He authored 19 100-yard receiving performances. Taylor helped lead the team to a pair of Conference USA titles and three consecutive bowl championships. He was a two-time semifinalist for the Fred Biletnikoff Award, given to the nation's top wide receiver.

AS A SENIOR (2016), broke his own single-season records for receptions and receiving yards and tied his touchdown reception record, finishing the season with 98 receptions for 1,730 yards and 17 touchdowns. Posted nine games with at least 100 yards receiving, second-most nationally, while his 11 games of catching at least one touchdown pass led the nation. His 1,730 receiving yards ranked third nationally, and his 98 receptions ranked fifth. His 17.6-yards-per-catch average was the highest in the nation among receivers with at least 75 receptions, and his 978 yards on deep passes also led the nation. He was a team captain, Biletnikoff Award semifinalist and first-team All-Conference USA.

- Against Houston Baptist (10/1), recorded a career-long 80-yard touchdown reception.
- At Middle Tennessee (10/15), matched his career high with 12 receptions and set his career high with 197 receiving yards, including a 45-yard touchdown reception.
- Against North Texas (11/12), caught six passes for 166 yards and three touchdowns to match his career high. His touchdown receptions were 75 yards, 64 yards and four yards.
- Against Old Dominion (10/22), posted 10 receptions for 123 yards and

three touchdowns.

AS A JUNIOR (2015), became the second 1,000-yard receiver in program history and set Western Kentucky single-season records for receiving yards (1,467), receptions (86) and touchdown catches (17). His 1,467 yards were the second-most in C-USA history, while his 17 touchdown receptions were fourth-most. The consensus first-team All-Conference USA selection also was named second-team All-American by ProFootballFocus.com. Ranked third nationally and led the conference in receiving yards, while his 104.8 yards per game ranked No. 10 nationally. Had 100 receiving yards or more in eight games, tied for the most in C-USA. Ranked third in the league in touchdowns scored, average 7.3 points per game, and he was the only player in the country to catch a touchdown pass in 11 games (four others tied at 10).

- At LSU (10/24), had a season-high 10 receptions for 103 yards and a touchdown.
- At Indiana (9/19), recorded 196 yards on nine receptions. His yardage total was the second-highest in program history and the most since WKU became an FBS program in 2009.

AS A SOPHOMORE (2014), started seven games while appearing in all 13. Finished second on the team with 767 yards and was third in touchdown receptions with seven. His 45 receptions were fourth-most for the Hilltoppers, and he led all primary pass catchers with a 17.0 yards-per-catch average, the best average among receivers with over 40 receptions in the league. Had 50 yards in seven of 13 games to go along with a pair of 100-yard performances. Led the team with 13 receptions of 20 yards or longer. Of his seven touchdowns, five went for 45 yards or longer. Taylor's seven touchdowns also tied for fifth-most in a single season in program history. Earned All-Conference USA honorable mention.

- Against Bowling Green (8/29), led the team and set a then-career high with 185 yards on 12 catches in the season opener. The 185 yards were also the sixth-most in a single game in program history.
- At Marshall (11/28), caught Brandon Doughty's season-long pass of 75 yards for a touchdown.

AS A FRESHMAN (2013), saw action in 11 games, earning seven starts. Caught 24 passes for 270 yards, second among freshman wideouts and sixth overall on the team.

- Against Kentucky (8/31), caught four passes for 23 yards in his debut.
- At Louisiana-Monroe (10/3), posted three receptions and led the team with a season-high 75 yards.
- Received his degree in elementary education from Western Kentucky.in

May 2017.

PERSONAL:

- Attended Pleasure Ridge Park (Louisville, Ky.) High School, where he helped lead the team to a 14-1 season as a senior in 2012 by posting a team-high 52 receptions for 1,169 yards. He scored 18 total touchdowns, including 14 touchdown receptions. The team advanced to the Class 6A state title game before losing for the first time all season. He earned All-District honors from the Greater Louisville Football Coaches Association and also was named Honorable Mention All-State by the Courier-Journal.
- Follow Taylor on Twitter and Instagram at @SilentGrind2.
- Follow Taylor on Snapchat at taywan.
- List of favorites: (TV show) "Everybody Hates Chris"; (movies) "Rush Hour" and "Red Dawn"; (musician) Nipsey Hussle; (athlete as a child) Tracy McGrady; (foods) chicken alfredo, steak, baked potatoes and lasagna; and (songs on your pregame playlist) Lil Wayne songs plus a variety of other music.
- Born Taywan Marshawn Taylor on March 2, 1995 in Louisville, Ky.

TAYWAN TAYLOR'S COLLEGE STATISTICS

| Year | Team | GP | GS | No | RECEIVING | | | | | RUSHING | | | | |
|----------------|-------------|----|----|-----|-----------|------|-----|----|--|---------|-----|------|----|----|
| | | | | | Yds | Avg | Lg | TD | | Att | Yds | Avg | Lg | TD |
| 2013 | Western Ky. | 11 | 7 | 24 | 270 | 11.3 | 45 | 0 | | 0 | 0 | - | - | 0 |
| 2014 | Western Ky. | 13 | 7 | 45 | 767 | 17.0 | 75t | 7 | | 2 | 22 | 11.0 | 11 | 0 |
| 2015 | Western Ky. | 14 | 5 | 86 | 1,467 | 17.1 | 78t | 17 | | 7 | -9 | -1.3 | 10 | 0 |
| 2016 | Western Ky. | 14 | 14 | 98 | 1,730 | 17.7 | 80t | 17 | | 6 | 36 | 6.0 | 16 | 0 |
| College Totals | | 52 | 33 | 253 | 4,234 | 16.7 | 80t | 41 | | 15 | 49 | 3.3 | 16 | 0 |

Single-Game Highs

Receptions - 12 (Twice, last at Middle Tennessee, 10/15/16)
Receiving Yards - 197 at Middle Tennessee (10/15/16)
Long Reception - 80t vs. Houston Baptist (10/1/16)
Receiving Touchdowns - 3 (Three times, last vs. North Texas, 11/12/16)

Additional Statistics

Kickoff Returns - 6 for 81 yards (2014)

TAYWAN TAYLOR'S GAME-BY-GAME

| 2017 Tennessee Titans | | | | RECEIVING | | | | | RUSHING | | | | | | | | | | | | | | | | | | | | | |
|-----------------------|-------|-----|-----|-----------|-----|------|-----|----|---------|-----|------|----|----|-----------------|---|-----|---|---|------------|-------------|-----------|------------|-------------|------------|----------|----------|-----------|------------|-----------|----------|
| Date | Opp | W/L | P/S | No | Yds | Avg | Lg | TD | Att | Yds | Avg | Lg | TD | | | | | | | | | | | | | | | | | |
| Sept 10 | Oak | L | p | 2 | 14 | 7.0 | 10 | 0 | 0 | 0 | - | 0 | 0 | Dec 10 | @ | Ari | L | p | 0 | 0 | - | 0 | 0 | 0 | 0 | 0 | | | | |
| Sept 17 | @ Jax | W | p | 1 | 42 | 42.0 | 42 | 0 | 2 | 16 | 8.0 | 17 | 0 | Dec 17 | @ | SF | L | S | 0 | 0 | - | 0 | 0 | 1 | 8 | 8.0 | 8 | 0 | | |
| Sept 24 | Sea | W | p | 2 | 16 | 8.0 | 11 | 0 | 1 | -1 | -1.0 | -1 | 0 | Dec 24 | | LAR | L | p | 0 | 0 | - | 0 | 0 | 0 | 0 | - | 0 | 0 | | |
| Oct 1 | @ Hou | L | p | 0 | 0 | - | 0 | 0 | 1 | 6 | 6.0 | 6 | 0 | Dec 31 | | Jax | W | p | 0 | 0 | - | 0 | 0 | 1 | 5 | 5.0 | 5 | 0 | | |
| Oct 8 | @ Mia | L | S | 0 | 0 | - | 0 | 0 | 1 | 5 | 5.0 | 5 | 0 | Totals | | | | | 9-7 | 16/4 | 16 | 231 | 14.4 | 53t | 1 | 8 | 43 | 5.4 | 17 | 0 |
| Oct 16 | Ind | W | S | 2 | 61 | 30.5 | 53t | 1 | 0 | 0 | - | 0 | 0 | Playoffs | | | | | | | | | | | | | | | | |
| Oct 22 | @ Cle | W | p | 3 | 45 | 15.0 | 23 | 0 | 0 | 0 | - | 0 | 0 | Jan 6 | @ | KC | W | p | 1 | 4 | 4.0 | 4 | 0 | 0 | 0 | - | 0 | 0 | | |
| Nov 5 | Bal | W | p | 1 | -4 | -4.0 | -4 | 0 | 0 | 0 | - | 0 | 0 | Jan 13 | @ | NE | L | p | 1 | 5 | 5.0 | 5 | 0 | 0 | 0 | - | 0 | 0 | | |
| Nov 12 | Cin | W | p | 2 | 34 | 17.0 | 20 | 0 | 1 | 4 | 4.0 | 4 | 0 | Totals | | | | | 1-1 | 2/0 | 2 | 9 | 4.5 | 5 | 0 | 0 | 0 | - | 0 | 0 |
| Nov 16 | @ Pit | L | S | 0 | 0 | - | 0 | 0 | 0 | 0 | - | 0 | 0 | | | | | | | | | | | | | | | | | |
| Nov 26 | @ Ind | W | p | 1 | 8 | 8.0 | 8 | 0 | 0 | 0 | - | 0 | 0 | | | | | | | | | | | | | | | | | |
| Dec 3 | Hou | W | p | 2 | 15 | 7.5 | 15 | 0 | 0 | 0 | - | 0 | 0 | | | | | | | | | | | | | | | | | |

TAYWAN TAYLOR'S NFL STATISTICS

| REGULAR SEASON | | | | RECEIVING | | | | | RUSHING | | | | |
|----------------|-----------|----|----|-----------|-----|------|-----|----|---------|-----|-----|----|----|
| Year | Team | GP | GS | No | Yds | Avg | Lg | TD | Att | Yds | Avg | Lg | TD |
| 2017 | Tennessee | 16 | 4 | 16 | 231 | 14.4 | 53t | 1 | 8 | 43 | 5.4 | 17 | 0 |
| NFL Totals | | 16 | 4 | 16 | 231 | 14.4 | 53t | 1 | 8 | 43 | 5.4 | 17 | 0 |

| PLAYOFFS | | | | RECEIVING | | | | | RUSHING | | | | |
|------------|-----------|----|----|-----------|-----|-----|----|----|---------|-----|-----|----|----|
| Year | Team | GP | GS | No | Yds | Avg | Lg | TD | Att | Yds | Avg | Lg | TD |
| 2017 | Tennessee | 2 | 0 | 2 | 9 | 4.5 | 5 | 0 | 0 | 0 | - | 0 | 0 |
| NFL Totals | | 2 | 0 | 2 | 9 | 4.5 | 5 | 0 | 0 | 0 | - | 0 | 0 |

Single-Game Highs

Receptions - **3 at Cleveland (10/22/17)**
 Receiving Yards - **61 vs. Indianapolis (10/16/17)**
 Long Reception - **53t vs. Indianapolis (10/16/17)**
 Receiving Touchdowns - **1 vs. Indianapolis (10/16/17)**
 Rushes - **2 at Jacksonville (9/17/17)**
 Rushing Yards - **16 at Jacksonville (9/17/17)**
 Long Rush - **17 at Jacksonville (9/17/17)**

Playoff Single-Game Highs

Receptions - **1 (Twice, last at New England 1/13/18)**
 Receiving Yards - **5 at New England (1/13/18)**
 Long Reception - **5 at New England (1/13/18)**

Additional Statistics

Special Teams Tackles - **7 (2017)**
 Misc. Tackles - **3 (2017)**



41 BRYNDEN TRAWICK

SAFETY • 6'2" • 225 LBS • COLLEGE: TROY

ACQUIRED: UNRESTRICTED FREE AGENT (OAKLAND) - 2017

NFL EXPERIENCE (NFL/TITANS): 5/1 • HOMETOWN: MARIETTA, GA.

GAMES PLAYED/GAMES STARTED: 69/1 (PLAYOFFS: 5/0)



Pro Bowl: 2017

PRO: Brynden Trawick is a versatile defensive back that has excelled on special teams in his first four NFL seasons. He joins the Titans after spending time with the Baltimore Ravens and Oakland Raiders. Trawick, a former undrafted free agent, will look to make his biggest impact as a core member of the Titans' special teams coverage units.

CAREER HIGHLIGHTS:

- In 2016, Trawick led the Raiders with a career-best 14 special teams tackles.

TITANS TIDBITS:

- Trawick's father, George, was the head basketball coach at DeVry University in the early 1990s. He coached in the highest-scoring men's basketball game in NCAA history, regardless of division classification. On Jan. 12, 1992, Troy State University defeated DeVry 258-141 in a game that is considered to have established several unbreakable records.

CAREER TRANSACTIONS:

- The Marietta, Ga., native was originally signed by Baltimore Ravens as an undrafted free agent on May 3, 2013.
- Waived by the Ravens on Sept. 23, 2013 and signed to the team's practice squad two days later.
- Signed by the Ravens to the active roster from their practice squad on Oct. 30, 2013.
- Signed by Oakland Raiders as a free agent on March 16, 2016.
- Signed by the Titans as an unrestricted free agent on March 11, 2017.

SEASON RECAPS:

2017 (16/0, 2/0 - Tennessee): Named to his first career Pro Bowl. Played in all 16 games as a reserve in his first season with the Titans and led the team with 17 special teams tackles. Saw action as a reserve in both postseason contests and notched two special teams stops. Led or tied for the team lead in special teams tackles eight times in 2017 (vs. OAK, at JAX, vs. SEA, at HOU, at CLE, vs. HOU, at ARZ, at KC).

- Against Oakland (9/10), saw action as a reserve on special teams in his Titans debut and tied for the team lead with a special teams tackle. Played limited snaps as a reserve safety.
- At Jacksonville (9/17), tied for the team lead with two special teams tackles on coverage units.
- Against Seattle (9/24), played as a reserve on special teams and tied for the team lead with a special teams tackle.
- At Houston (10/1), saw action as a reserve on special teams and tied for the team lead with a special teams tackle.
- At Miami (10/8), played as a reserve on special teams and collected a special teams tackle.
- Against Indianapolis (10/16), saw action as a reserve on special teams.
- At Cleveland (10/22), tied for the team lead with a special teams tackle on coverage units.
- Against Baltimore (11/5), played as a reserve on special teams and notched a tackle on coverage units.
- Against Cincinnati (11/12), saw action as a reserve on special teams and recorded a tackle.
- At Pittsburgh (11/16), played as a reserve on special teams.
- At Indianapolis (11/26), saw action as a reserve on special teams.
- Against Houston (12/3), tied for the team lead with two special teams tackles on coverage units.
- At Arizona (12/10), led the team with five special teams tackles on coverage units.
- At San Francisco (12/17), played as a reserve on special teams.

- Against Los Angeles Rams (12/24), saw action as a reserve on special teams.
- Against Jacksonville (12/31), posted a special teams tackle on coverage units.
- At Kansas City (1/6), tied for the team lead with two special teams tackles on coverage units.
- At New England (1/13), played as a reserve on special teams.

2016 (15/0, 1/0 - Oakland): Played as a reserve in 15 games and led the team with 14 special teams tackles. Collected nine tackles and an interception on defense. Was inactive for one contest. Saw action as a reserve in the postseason contest and amassed three tackles.

- At New Orleans (9/11), made his Raiders debut and saw all of his action on special teams. Tied for the team lead with two special teams tackles.
- Against Atlanta (9/18), recorded two special teams tackles.
- At Baltimore (10/2), tied for a team-high two tackles on special teams.
- Against San Diego (10/9), added to his team lead in special teams tackles, notching two stops on coverage units.
- At Denver (1/1), with Karl Joseph inactive and an early injury to Nate Allen, was forced into the safety role and recorded his first career interception on the following play from scrimmage after the Raiders' first score of the game. Collected a career-best nine tackles, one interception and one pass defended in his first action on defense this season, while also notching his team-leading 14th special teams tackle.
- At Houston (1/7), notched three stops on defense, while seeing extensive playing time on special teams.

2015 (16/1 - Baltimore): Saw action in all 16 games with a start. Registered a team-high nine special teams stops and a then career-high seven tackles and a pass defended on defense.

- Against Cincinnati (9/27), recorded his first career pass defended and two special teams tackles.
- Against Cleveland (10/11), tallied two special teams tackles.
- At Arizona (10/26), made his first career start at safety and posted four tackles.
- At Cincinnati (1/3), notched a special teams stop and a tackle on defense in the season finale.

2014 (14/0, 2/0 - Baltimore): Saw action as a reserve in 14 games and totaled four special teams tackles and three tackles on defense. Saw action on special teams in both postseason contests.

- Against Carolina (9/28), recorded his first career tackles on defense, finishing with two solo stops.
- At Indianapolis (10/5), posted one tackle on defense and one special teams stop.

2013 (8/0 - Baltimore): Appeared in eight games and tied for third on the team with eight special teams tackles. Played in three games before spending the next four weeks on the team's practice squad. Signed to the Ravens' active roster again on Oct. 30. Was inactive for four games.

- At Denver (9/5), saw action in his first career NFL game and recorded a special teams tackle.
- Against Cleveland (9/15), led the team with a then career-high two solo special teams.
- Against Cincinnati (11/10), led the team with two solo special teams tackles.

COLLEGE:

- Spent time at Troy University, Northeast Mississippi Community College

and Michigan State during his collegiate career.

- As a senior (2012), earned first-team All-Sun Belt honors after recording 83 tackles, three interceptions and four passes defended.
- As a junior (2011), was the only player in the Sun Belt to average double-digit tackles (10.2 per game), while ranking 16th in the NCAA with his tackles-per-game total. Amassed 123 tackles and led the Trojans in tackles in eight games. Also posted a fumble recovery, two pass breakups and 2.5 tackles for loss.
- Spent the 2010 season playing for Northeast Mississippi Community College, where he recorded 58 tackles, nine tackles for loss, an interception, six passes defended, four forced fumbles and two fumble recoveries.
- As a redshirt freshman (2009), provided depth and saw action on special teams at Michigan State.
- In 2008, redshirted as a true freshman at Michigan State.
- Majored in social science at Troy.

PERSONAL:

- Attended Sprayberry (Marietta, Ga.) High School. Was a three-year starter and two-time All-League and All-County selection.
- As a senior in 2007, recorded 69 tackles, an interception, two fumble recoveries and two blocked extra points. Totaled more than 600 all-purpose yards, four touchdowns, caught 15 passes for 195 yards and rushed 17 times for 156 yards during his final high school season.
- As a junior, registered 78 tackles and three interceptions, returning two picks for touchdowns. Had eight receptions for 278 yards (34.8 avg.) in

2006.

- Started at linebacker as a sophomore and intercepted two passes.
- Also participated in track and field for the Yellow Jackets and finished third in the long jump (20-10.5) in Region 6AAAAA as a junior.
- Last name is pronounced TRAH-wick.
- Follow Trawick on Twitter at @YoungTrawick_.
- Follow Trawick on Instagram at @bt_riseabove.
- Born Brynden George Trawick on Oct. 23, 1989 in Marietta, Ga.

BRYNDEN TRAWICK'S TITANS GAME-BY-GAME

2017 Tennessee Titans

| Date | Opp | W/L | P/S | Tot | Solo | Asst | Sk | - Yds | QBP | TFL | Int | - Yds | TD | PD | FF | FR | - Yds | SpT |
|---------|-------|-----|-----|-----|------|------|-----|-------|-----|-----|-----|-------|----|----|----|----|-------|-----|
| Sept 10 | Oak | L | p | 0 | 0 | 0 | 0.0 | 0.0 | 0 | 0 | 0 | 0 | 0 | 0 | 0 | 0 | 0 | 1 |
| Sept 17 | @ Jax | W | p | 0 | 0 | 0 | 0.0 | 0.0 | 0 | 0 | 0 | 0 | 0 | 0 | 0 | 0 | 0 | 2 |
| Sept 24 | Sea | W | p | 0 | 0 | 0 | 0.0 | 0.0 | 0 | 0 | 0 | 0 | 0 | 0 | 0 | 0 | 0 | 1 |
| Oct 1 | @ Hou | L | p | 0 | 0 | 0 | 0.0 | 0.0 | 0 | 0 | 0 | 0 | 0 | 0 | 0 | 0 | 0 | 1 |
| Oct 8 | @ Mia | L | p | 0 | 0 | 0 | 0.0 | 0.0 | 0 | 0 | 0 | 0 | 0 | 0 | 0 | 0 | 0 | 1 |
| Oct 16 | Ind | W | p | 0 | 0 | 0 | 0.0 | 0.0 | 0 | 0 | 0 | 0 | 0 | 0 | 0 | 0 | 0 | 0 |
| Oct 22 | @ Cle | W | p | 0 | 0 | 0 | 0.0 | 0.0 | 0 | 0 | 0 | 0 | 0 | 0 | 0 | 0 | 0 | 1 |
| Nov 5 | Bal | W | p | 0 | 0 | 0 | 0.0 | 0.0 | 0 | 0 | 0 | 0 | 0 | 0 | 0 | 0 | 0 | 1 |
| Nov 12 | Cin | W | p | 0 | 0 | 0 | 0.0 | 0.0 | 0 | 0 | 0 | 0 | 0 | 0 | 0 | 0 | 0 | 1 |
| Nov 16 | @ Pit | L | p | 0 | 0 | 0 | 0.0 | 0.0 | 0 | 0 | 0 | 0 | 0 | 0 | 0 | 0 | 0 | 0 |
| Nov 26 | @ Ind | W | p | 0 | 0 | 0 | 0.0 | 0.0 | 0 | 0 | 0 | 0 | 0 | 0 | 0 | 0 | 0 | 0 |

| | | | | | | | | | | | | | | | | | | |
|----------|-------|------|---|---|---|-----|-----|-----|---|---|---|---|---|---|---|---|---|----|
| Dec 3 | Hou | W | p | 0 | 0 | 0 | 0.0 | 0.0 | 0 | 0 | 0 | 0 | 0 | 0 | 0 | 0 | 0 | 2 |
| Dec 10 | @ Ari | L | p | 0 | 0 | 0 | 0.0 | 0.0 | 0 | 0 | 0 | 0 | 0 | 0 | 0 | 0 | 0 | 5 |
| Dec 17 | @ SF | L | p | 0 | 0 | 0 | 0.0 | 0.0 | 0 | 0 | 0 | 0 | 0 | 0 | 0 | 0 | 0 | 0 |
| Dec 24 | LAR | L | p | 0 | 0 | 0 | 0.0 | 0.0 | 0 | 0 | 0 | 0 | 0 | 0 | 0 | 0 | 0 | 0 |
| Dec 31 | Jax | W | p | 0 | 0 | 0 | 0.0 | 0.0 | 0 | 0 | 0 | 0 | 0 | 0 | 0 | 0 | 0 | 1 |
| Totals | 9-7 | 16/0 | 0 | 0 | 0 | 0.0 | 0.0 | 0 | 0 | 0 | 0 | 0 | 0 | 0 | 0 | 0 | 0 | 17 |
| Playoffs | | | | | | | | | | | | | | | | | | |
| Jan 6 | @ KC | W | p | 0 | 0 | 0 | 0.0 | 0.0 | 0 | 0 | 0 | 0 | 0 | 0 | 0 | 0 | 0 | 2 |
| Jan 13 | @ NE | L | p | 0 | 0 | 0 | 0.0 | 0.0 | 0 | 0 | 0 | 0 | 0 | 0 | 0 | 0 | 0 | 0 |
| Totals | 1-1 | 2/0 | 0 | 0 | 0 | 0.0 | 0.0 | 0 | 0 | 0 | 0 | 0 | 0 | 0 | 0 | 0 | 0 | 2 |

BRYNDEN TRAWICK'S NFL STATISTICS

REGULAR SEASON

| Year | Team | GP GS | | TACKLES | | | | | | | INTERCEPTIONS | | | | | FUMBLES | | | |
|------------|-----------|-------|---|---------|------|------|-----|-----|-----|-----|---------------|-----|----|----|----|---------|----|-----|-----|
| | | | | Tot | Solo | Asst | Sk | Yds | QBP | TFL | No | Yds | Lg | TD | PD | FF | FR | Yds | SpT |
| 2013 | Baltimore | 8 | 0 | 0 | 0 | 0 | 0.0 | 0.0 | NA | NA | 0 | 0 | - | 0 | 0 | 0 | 0 | 0 | 8 |
| 2014 | Baltimore | 14 | 0 | 3 | 2 | 1 | 0.0 | 0.0 | NA | NA | 0 | 0 | - | 0 | 0 | 0 | 0 | 0 | 4 |
| 2015 | Baltimore | 16 | 1 | 7 | 5 | 2 | 0.0 | 0.0 | NA | NA | 0 | 0 | - | 0 | 1 | 0 | 0 | 0 | 9 |
| 2016 | Oakland | 15 | 0 | 9 | 7 | 2 | 0.0 | 0.0 | NA | NA | 1 | 0 | - | 0 | 1 | 0 | 0 | 0 | 14 |
| 2017 | Tennessee | 16 | 0 | 0 | 0 | 0 | 0.0 | 0.0 | 0 | 0 | 0 | 0 | 0 | 0 | 0 | 0 | 0 | 0 | 17 |
| NFL Totals | | 69 | 1 | 19 | 14 | 5 | 0.0 | 0.0 | 0 | 0 | 1 | 0 | 0 | 0 | 2 | 0 | 0 | 0 | 52 |

PLAYOFFS

| Year | Team | GP GS | | TACKLES | | | | | | | INTERCEPTIONS | | | | | FUMBLES | | | |
|------------|-----------|-------|---|---------|------|------|-----|-----|-----|-----|---------------|-----|----|----|----|---------|----|-----|-----|
| | | | | Tot | Solo | Asst | Sk | Yds | QBP | TFL | No | Yds | Lg | TD | PD | FF | FR | Yds | SpT |
| 2014 | Baltimore | 2 | 0 | 0 | 0 | 0 | 0.0 | 0.0 | NA | NA | 0 | 0 | - | 0 | 0 | 0 | 0 | 0 | 0 |
| 2016 | Oakland | 1 | 0 | 3 | 2 | 1 | 0.0 | 0.0 | NA | NA | 0 | 0 | - | 0 | 0 | 0 | 0 | 0 | 0 |
| 2017 | Tennessee | 2 | 0 | 0 | 0 | 0 | 0.0 | 0.0 | 0 | 0 | 0 | 0 | 0 | 0 | 0 | 0 | 0 | 0 | 2 |
| NFL Totals | | 5 | 0 | 3 | 2 | 1 | 0.0 | 0.0 | 0 | 0 | 0 | 0 | 0 | 0 | 0 | 0 | 0 | 0 | 2 |

Single-Game Highs

Tackles - 9 at Denver (1/1/17)
Interceptions - 1 at Denver (1/1/17)
Passes Defended - 1 (Twice, last at Denver 1/1/17)

Playoff Single-Game Highs

Tackles - 3 at Houston (1/7/17)
Special Teams Tackles - 2 at Kansas City (1/6/18)



93 ERIK WALDEN

OUTSIDE LINEBACKER • 6'2" • 250 LBS • COLLEGE: MIDDLE TENNESSEE STATE

ACQUIRED: FREE AGENT - 2017

NFL EXPERIENCE (NFL/TITANS): 10/1 • HOMETOWN: DUBLIN, GA.

GAMES PLAYED/GAMES STARTED: 145/88 (PLAYOFFS: 14/9)



Super Bowl: 2010

PRO: The Titans signed Erik Walden late in the 2017 offseason to bolster their pass rush and provide experience and production at outside linebacker. The 6-foot-2-inch, 250-pounder arrived in Tennessee coming off an 11-sack campaign with the Indianapolis Colts in 2016. The 10th-year veteran was originally selected by the Dallas Cowboys in the 2008 NFL Draft and has also spent time with the Kansas City Chiefs, Miami Dolphins, and Green Bay Packers. The Middle Tennessee State product has big-game experience having played in 12 career postseason contests, while also winning a Super Bowl title with the Packers in 2010.

CAREER HIGHLIGHTS:

- In 2016, Walden led the Colts and set a career best with 11 sacks, his first career double-digit sack season.
- In 2012, Walden played in 15 games for the Packers and tallied 69 tackles, three sacks and his first two career interceptions.
- In 2011, Walden became a full-time starter for the first time in his career, opening the first 15 games at outside linebacker for the Packers and posting a career-high 86 tackles to go along with three sacks, two passes defended and a fumble recovery that he returned for his first career touchdown.

TITANS TIDBITS:

- Walden, a two-time All-Sun Belt Conference selection at Middle Tennessee State, finished his career as the school's all-time sack leader with 22.5 sacks and set the school's single-season mark with 11.5 sacks as a junior in 2006.
- Walden took advantage of his second career starting assignment late in 2010 campaign, earning NFC Defensive Player of the Week honors for his Week 17 performance against Chicago when he recorded a career-high three sacks and a career-best 16 tackles.

CAREER TRANSACTIONS:

- The Dublin, Ga., native was originally selected by the Dallas Cowboys in the sixth round (167th overall) of the 2008 NFL Draft.
- Waived by the Cowboys on Aug. 30, 2008.
- Claimed off waivers by the Kansas City Chiefs on Aug. 31, 2008.
- Waived by the Chiefs on Nov. 18, 2008.
- Claimed off waivers by the Miami Dolphins on Nov. 19, 2008.
- Waived by the Dolphins on Sept. 4, 2010.
- Signed by the Dolphins as a free agent on Sept. 13, 2010.
- Released by the Dolphins on Sept. 28, 2010.
- Signed by the Green Bay Packers as a free agent on Oct. 27, 2010.
- Signed by the Indianapolis Colts as an unrestricted free agent on March 13, 2013.
- Signed by the Titans as a free agent on July 28, 2017.

SEASON RECAPS:

2017 (16/2, 2/0 - Tennessee): Played in all 16 games with two starts at outside linebacker in his first campaign with the Titans and collected 44 tackles, four sacks, 28 quarterback pressures, five stops for loss and a fumble recovery. Saw action in both postseason contests and posted four tackles and a quarterback pressure. Led or tied for the team lead in sacks twice in 2017 (vs. SEA, at PIT). Led or tied for the team lead in quarterback pressures twice in 2017 (at MIA, at ARZ).

- Against Oakland (9/10), saw action as a reserve outside linebacker in his Titans debut and posted three tackles and two quarterback pressures.
- At Jacksonville (9/17), played as a reserve at outside linebacker and collected a tackle and fumble recovery. Recovered the fumble following Brian Orakpo's strip-sack of Blake Bortles in the second quarter.

- Against Seattle (9/24), saw action as a reserve outside linebacker and notched four tackles, a sack and two quarterback pressures. Halted a Seahawks' drive by dropping Russell Wilson for a nine-yard sack on third-and-10 in the second quarter.
- At Houston (10/1), played as a reserve at outside linebacker and tallied three tackles.
- At Miami (10/8), saw action as a reserve at outside linebacker and totaled three tackles and four quarterback pressures. Combined with Avery Williamson to stuff Jay Ajayi for no gain on a rush off right guard in the third quarter. Teamed with DaQuan Jones to stuff Jay Ajayi for a one-yard loss on a rush off left guard in the fourth quarter.
- Against Indianapolis (10/16), saw significant action as a reserve at outside linebacker and recorded two tackles and two quarterback pressures.
- At Cleveland (10/22), played as a reserve at outside linebacker and posted a quarterback pressure.
- Against Baltimore (11/5), saw action as a reserve at outside linebacker and collected two tackles.
- Against Cincinnati (11/12), played as a reserve at outside linebacker and recorded three tackles and three quarterback pressures.
- At Pittsburgh (11/16), saw action as a reserve at outside linebacker and notched three tackles, including a sack, a stop for loss and a quarterback pressure. Dropped Ben Roethlisberger for a three-yard sack in the third quarter.
- At Indianapolis (11/26), played as a reserve at outside linebacker and registered three tackles, including a sack, a stop for loss and a quarterback pressure. Dropped Jacoby Brissett for a two-yard sack on the first play of the second quarter.
- Against Houston (12/3), saw action as a reserve at outside linebacker and produced two tackles, including a stop for loss and three quarterback pressures. Stonewalled Andre Ellington for a three-yard loss on a rush off right end in the first quarter.
- At Arizona (12/10), played as a reserve at outside linebacker and tallied five tackles, including a sack, a stop for loss and a team-best four quarterback pressures. Halted a Cardinals' drive by dropping Blaine Gabbert for an eight-yard sack on third-and-seven in the first quarter.
- At San Francisco (12/17), started at outside linebacker and posted five tackles and three quarterback pressures.
- Against Los Angeles Rams (12/24), played as a reserve at outside linebacker and notched three tackles, including a stop for loss and a quarterback pressure. Teamed with Johnathan Cyprien to stop Todd Gurley II for a one-yard loss on a rush off right guard in the second quarter.
- Against Jacksonville (12/31), saw action as a reserve at outside linebacker and posted two tackles and a quarterback pressure. Combined with Derrick Morgan to stuff T.J. Yeldon for a four-yard loss on a rush off left guard in the second stanza.
- At Kansas City (1/6), played as a reserve at outside linebacker and recorded two tackles. Combined with Austin Johnson to stop Kareem Hunt for a two-yard loss on a short pass in the second stanza.
- At New England (1/13), saw action as a reserve at outside linebacker and registered two tackles and a quarterback pressure.

2016 (16/16 - Indianapolis): Started all 16 games at outside linebacker for the first time in his career and led the team with 11 sacks while adding 46 tackles, nine tackles for loss, 17 quarterback hits and three forced fumbles.

- Against Detroit (9/11), started at outside linebacker and posted three solo tackles, a sack and two quarterback hits. Logged the team's first sack of the season on a Lions third down in the third quarter to force a punt.
- Against San Diego (9/25), totaled four tackles, two sacks and two forced fumbles starting at outside linebacker. Contributed with a sack-forced

fumble of Philip Rivers with the Chargers driving in the Colts red zone late in the second quarter. Added his second sack of the game in the fourth quarter, which held the Chargers to a field goal. It was his first multiple-sack game dating back to Nov. 29, 2015. On San Diego's final play of the game, Walden dropped Travis Benjamin and forced a fumble which was recovered by teammate D'Qwell Jackson. The game ended on the turnover. It was the first time in his career that he totaled two forced fumbles in a single game.

- At Jacksonville (10/2), started at outside linebacker and finished with four solo tackles, a sack, a tackle for loss and two quarterback hits.
- At Tennessee (10/23), totaled two tackles, a sack, a tackle for loss and one quarterback hit. Contributed with his fifth sack of the season when he dropped Marcus Mariota for a four-yard loss in the second quarter.
- Against Tennessee (11/20), posted three tackles, a sack, two tackles for loss and one quarterback hit starting at outside linebacker.
- At Minnesota (12/18), finished with three tackles, two sacks and two tackles for loss, starting at outside linebacker in a Week 15 victory. Notched his team-leading ninth and 10th sacks of the season when he dropped Sam Bradford for an eight-yard loss in the third quarter and a four-yard loss in the fourth quarter.
- Against Jacksonville (1/1/17), finished with five tackles, a sack, a forced fumble and a quarterback hit. Sacked Blake Bortles in the second quarter and forced a fumble on the play which was recovered by Zach Kerr. With the sack, finished with a career-high 11 on the season, which is tied for the ninth most in a season in franchise history and the most since Robert Mathis totaled 19.5 in 2013.

2014 (15/14, 3/3 - Indianapolis): Played in 15 games with 14 starts and totaled 57 tackles, six sacks and one forced fumble. Started all three postseason games and compiled 16 tackles, a sack and one pass defended.

- At Denver (9/7), started at outside linebacker and finished with nine tackles and the team's lone sack when he brought down Peyton Manning for a 10-yard loss in the fourth quarter.
- At Jacksonville (9/21), compiled six tackles and a sack starting at outside linebacker in a Week 3 victory. Notched the team's first sack of the game when he brought down Chad Henne for a two-yard loss in the second quarter to force a punt.
- At Houston (10/9), notched seven tackles and a sack starting at outside linebacker in a Week 6 victory. The sack was his third of the season and came in the first quarter, which forced a Texans punt.
- Against Washington (11/30), started at outside linebacker and finished with two tackles, two sacks and one forced fumble. His first sack of the game came with 55 seconds remaining in the third quarter and stalled a Redskins two-minute drive. Contributed with a sack-forced fumble in the third quarter on a Washington fourth down attempt. The ball was recovered by D'Qwell Jackson and returned 35 yards for a touchdown.
- At Cleveland (12/7), totaled three tackles and a sack. Posted his sixth sack of the season by dropping Brian Hoyer for a three-yard loss on Cleveland's opening offensive possession. The sack led to a Browns punt.
- At Denver (1/11), started at outside linebacker in the team's AFC Divisional Playoff win and compiled five tackles and a sack. Brought down Peyton Manning in the fourth quarter for a two-yard loss, one play prior to the end of the game. Was part of a defense that held the Broncos to 288 net yards.

2013 (15/15, 2/2 - Indianapolis): Started 15 games and registered 58 tackles, three sacks, a fumble recovery, a forced fumble and three passes defended. Was suspended by the NFL for a Week 12 contest at Arizona (11/24).

- Against Seattle (10/6), posted four tackles and one fumble recovery on Robert Mathis' sack-forced fumble. The recovery was the second of his career.
- Against Denver (10/2), produced three tackles, one pass defended and one forced fumble. Assisted in two Broncos turnovers in the fourth quarter when he tipped a Peyton Manning pass, which was intercepted by Pat Angerer. Also forced a fumble on the ensuing Denver possession at the Colts two-yard line.
- At Houston (11/3), finished with six tackles, a pass defended and a sack in the team's comeback victory. Recorded his first quarterback sack as a member of the Colts when he brought down Case Keenum for a 10-yard loss in the second quarter. The sack led to a Houston missed field goal.
- At Tennessee (11/14), compiled four tackles, two tackles for loss and a sack. The sack, which was his second of the season, came in the third quarter and forced a Titans punt.

- Against Houston (12/15), tallied five tackles and a sack in a Week 15 victory. Posted his third sack of the season in the fourth quarter, which led to a Houston punt.
- At New England (1/11), notched seven tackles, a sack and two tackles for loss starting at linebacker during the team's AFC Divisional playoff loss.

2012 (15/9, 2/1 - Green Bay): Appeared in 15 games with nine starts and registered 69 tackles, three sacks, his first two career interceptions and four passes defended. Played in both postseason contests with one start and amassed nine tackles and a sack.

- Against Chicago (9/13), made his season debut in Week 2 and finished with five tackles and a half sack.
- At Indianapolis (10/7), received his first start of the season, finishing with three tackles and a career-high three passes defended.
- At St. Louis (10/21), led the unit with 12 tackles and a half of a sack. The tackle total was the second highest of his career.
- Against Arizona (11/4), tallied four tackles, four quarterback hits and his first career interception.
- At Detroit (11/18), posted nine tackles and two sacks marking his first multi-sack outing since the regular season finale in 2010.
- Against Tennessee (12/23), collected his second interception of the season.
- Against Minnesota (1/5), registered four tackles, a sack, three pressures and three quarterback hits in an NFC Wild Card playoff game.

2011 (16/15, 1/0 - Green Bay): Started the first 15 games and finished fifth on the team with a career-high 86 tackles, three sacks, two passes defended and a fumble recovery that he returned for his first career touchdown. Also added a tackle and a forced fumble on special teams.

- Against New Orleans (9/8), opened the regular season as a starter for the first time in his pro career and collected with six tackles, a sack and a pass defended.
- At San Diego (11/8), finished with five tackles, a team-leading six quarterback hits and a pass defended. Picked up his second sack of the season when he dropped quarterback Philip Rivers for a one-yard loss in the third quarter.
- Against Tampa Bay (11/20), led the defense with a season-high 11 tackles and his third sack of the season.
- At Detroit (11/24), finished as the team's leading tackler for the second consecutive week with 10 stops, while adding three quarterback hits.
- Against Oakland (12/11), finished with five tackles and his first career fumble recovery that he returned five yards for a touchdown. Became the franchise-record 19th player on the Packers roster to score a touchdown in 2011, the fifth on defense.
- Against Detroit (1/1), recorded a forced fumble on his first special teams tackle of the season.

2010 (2/0 - Miami; 9/2, 3/3 Green Bay): Spent training camp with the Dolphins but was waived on Sept. 4. Was re-signed by Miami on Sept. 13 and played in two games for the Dolphins. Played in the final nine regular season games for the Packers with two starts after joining the team as a free agent on Oct. 27. Posted 31 tackles (19 solo), three sacks and a pass defended, while adding four tackles on special teams. Started the first three postseason contests before being sidelined with an ankle injury for Super Bowl XLV against Pittsburgh. Posted 15 tackles (nine solo), a sack and a forced fumble in the playoffs.

- At New England (12/19), earned his first career start and led the team with nine tackles.
- Against Chicago (1/2), led the team with a career high three sacks and 16 tackles on his way to earning NFC Defensive Player of the Week honors. Became the first NFL player to have his first career sack come as part of a three-sack game since Cleveland linebacker Andra Davis (4.0 sacks, at Kansas City, 11/9/03).
- At Philadelphia (1/9), started and registered a team-high eight tackles, a sack and a forced fumble in an NFC Wild Card Playoff game.
- At Chicago (1/23), got the start and registered three tackles and two quarterback hits before leaving with an ankle injury in the third quarter of the NFC Championship Game.
- Against Pittsburgh (2/6), was inactive in Super Bowl XLV.

2009 (11/0 - Miami): Saw action as a reserve in 11 games and recorded eight special teams tackles. Was inactive for five contests.

- Against Buffalo (10/4), registered a season-high three tackles on special teams.

2008 (9/0 - Kansas City; 6/0, 1/0 - Miami): Originally joined the Dallas Cowboys as a sixth round draft pick in the 2008 NFL Draft but was released in the final roster reduction on Aug. 30. Was claimed off waivers the next day by Kansas City. Played in nine games for the Chiefs and recorded 10 special teams tackles and tied for second on the team at the time he was released on Nov. 18. Was claimed off waivers by Miami the next day. Played in six games for the Dolphins and posted five special teams stops.

- Against Baltimore (1/4), made his NFL playoff debut with the Dolphins in an AFC Wild Card Playoff game.

COLLEGE:

- Was a two-time All-Sun Belt Conference selection at defensive end at Middle Tennessee State who finished his career as the school's all-time sack leader with 22.5 sacks.
- Played in 44 games with 34 starts and posted 152 tackles, including 40 for loss, one interception, five forced fumbles, two fumble recoveries and four passes defended.
- As a senior (2007), voted a First Team All-Sun Belt selection by the league's coaches and media. Played in 10 games with nine starts, missing two contests with an injury, and recorded 46 tackles, including 8.5 tackles for loss, two sacks, an interception, one forced fumble, two passes defended and a safety.
- As a junior (2006), named first team All-Sun Belt, starting 13 games and setting a single-season school record with 11.5 sacks. The sack total ranked No. 10 nationally. Totaled a career-high 48 tackles, including 14.5 for loss, plus three forced fumbles and a recovery.
- As a sophomore (2005), played in 11 games with starts at two different positions (five at defensive end, three at linebacker) and posted 33 tackles, including 8.5 tackles for loss, three sacks, two passes defended and a forced fumble.
- As a freshman (2004), played in 10 games with four starts, leading the team with six sacks and tying for the team lead with 8.5 tackles for loss.

Had 25 tackles and one forced fumble.

- Graduated from Middle Tennessee State with a degree in physical education.

PERSONAL:

- Named an Associated Press first-team choice as a senior after leading Dublin (Ga.) High School to a 14-1 record in 2002 and a berth in the state title game.
- Was a Macon Telegraph First Team All-Middle Georgia selection and the Courier-Herald Heart of Georgia Defensive Player of the Year.
- Had 97 tackles and a school-record 19.0 sacks as a senior, plus 11 additional tackles for loss, two fumble recoveries and an interception.
- Also played running back, posting 837 yards of total offense, averaging 6.6 yards per carry and scoring 12 touchdowns (eight rushing, four receiving).
- Lettered in football, basketball and track, and was an all-state selection on the hardwood following both his junior and senior seasons.
- Follow Walden on Twitter at @E_Ninety3.
- Follow Walden on Instagram at @erikwalden_9tre.
- Born Erik Lashawn Walden on Aug. 21, 1985 in Dublin, Ga.

ERIK WALDEN'S GAME-BY-GAME

2008 Kansas City Chiefs/Miami Dolphins

| Date | Opp | W/L | P/S | Tot Solo Asst | Sk - Yds | QBP | TFL | Int - Yds -TD | PD | FF | FR - Yds | SpT |
|---------------|------------|-------------|-----|---------------|----------------|----------|----------|----------------------|----------|----------|----------|-----------|
| Sept 7 | @ NE | L | p | 0 0 0 | 0.0 0.0 | 0 | 0 | 0 0 0 0 0 0 0 | 0 | 0 | 0 | 2 |
| Sept 14 | Oak | L | p | 0 0 0 | 0.0 0.0 | 0 | 0 | 0 0 0 0 0 0 0 | 0 | 0 | 0 | 3 |
| Sept 21 | @ Atl | L | p | 0 0 0 | 0.0 0.0 | 0 | 0 | 0 0 0 0 0 0 0 | 0 | 0 | 0 | 2 |
| Sept 28 | Den | W | p | 0 0 0 | 0.0 0.0 | 0 | 0 | 0 0 0 0 0 0 0 | 0 | 0 | 0 | 1 |
| Oct 5 | @ Car | L | p | 0 0 0 | 0.0 0.0 | 0 | 0 | 0 0 0 0 0 0 0 | 0 | 0 | 0 | 1 |
| Oct 19 | Ten | L | p | 0 0 0 | 0.0 0.0 | 0 | 0 | 0 0 0 0 0 0 0 | 0 | 0 | 0 | 0 |
| Oct 26 | @ NYJ | IA | | | | | | | | | | |
| Nov 2 | TB | L | p | 0 0 0 | 0.0 0.0 | 0 | 0 | 0 0 0 0 0 0 0 | 0 | 0 | 0 | 0 |
| Nov 9 | @ SD | L | p | 0 0 0 | 0.0 0.0 | 0 | 0 | 0 0 0 0 0 0 0 | 0 | 0 | 0 | 0 |
| Nov 16 | NO | L | p | 0 0 0 | 0.0 0.0 | 0 | 0 | 0 0 0 0 0 0 0 | 0 | 0 | 0 | 0 |
| Nov 23 | NE | L | p | 0 0 0 | 0.0 0.0 | 0 | 0 | 0 0 0 0 0 0 0 | 0 | 0 | 0 | 2 |
| Nov 30 | @ StL | W | p | 0 0 0 | 0.0 0.0 | 0 | 0 | 0 0 0 0 0 0 0 | 0 | 0 | 0 | 0 |
| Dec 7 | @ Buf | W | p | 0 0 0 | 0.0 0.0 | 0 | 0 | 0 0 0 0 0 0 0 | 0 | 0 | 0 | 0 |
| Dec 14 | SF | W | p | 0 0 0 | 0.0 0.0 | 0 | 0 | 0 0 0 0 0 0 0 | 0 | 0 | 0 | 0 |
| Dec 21 | @ KC | W | p | 0 0 0 | 0.0 0.0 | 0 | 0 | 0 0 0 0 0 0 0 | 0 | 0 | 0 | 1 |
| Dec 28 | @ NYJ | W | p | 0 0 0 | 0.0 0.0 | 0 | 0 | 0 0 0 0 0 0 0 | 0 | 0 | 0 | 1 |
| Totals | 6-9 | 15/0 | | 0 0 0 | 0.0 0.0 | 0 | 0 | 0 0 0 0 0 0 0 | 0 | 0 | 0 | 13 |

Postseason

| | | | | | | | | | | | | |
|---------------|------------|------------|---|--------------|----------------|----------|----------|----------------------|----------|----------|----------|----------|
| Jan 4 | Bal | L | p | 0 0 0 | 0.0 0.0 | 0 | 0 | 0 0 0 0 0 0 0 | 0 | 0 | 0 | 0 |
| Totals | 0-1 | 1/0 | | 0 0 0 | 0.0 0.0 | 0 | 0 | 0 0 0 0 0 0 0 | 0 | 0 | 0 | 0 |

2009 Miami Dolphins

| Date | Opp | W/L | P/S | Tot Solo Asst | Sk - Yds | QBP | TFL | Int - Yds -TD | PD | FF | FR - Yds | SpT |
|---------------|------------|-------------|-----|---------------|----------------|----------|----------|----------------------|----------|----------|----------|----------|
| Sept 13 | @ Atl | L | p | 0 0 0 | 0.0 0.0 | 0 | 0 | 0 0 0 0 0 0 0 | 0 | 0 | 0 | 0 |
| Sept 21 | Ind | L | p | 0 0 0 | 0.0 0.0 | 0 | 0 | 0 0 0 0 0 0 0 | 0 | 0 | 0 | 0 |
| Sept 27 | @ SD | L | IA | | | | | | | | | |
| Oct 4 | Buf | W | p | 0 0 0 | 0.0 0.0 | 0 | 0 | 0 0 0 0 0 0 0 | 0 | 0 | 0 | 3 |
| Oct 12 | NYJ | W | p | 0 0 0 | 0.0 0.0 | 0 | 0 | 0 0 0 0 0 0 0 | 0 | 0 | 0 | 0 |
| Oct 25 | NO | L | p | 0 0 0 | 0.0 0.0 | 0 | 0 | 0 0 0 0 0 0 0 | 0 | 0 | 0 | 1 |
| Nov 1 | @ NYJ | W | p | 0 0 0 | 0.0 0.0 | 0 | 0 | 0 0 0 0 0 0 0 | 0 | 0 | 0 | 0 |
| Nov 8 | @ NE | L | 0 | 0 0 0 | 0.0 0.0 | 0 | 0 | 0 0 0 0 0 0 0 | 0 | 0 | 0 | 1 |
| Nov 15 | TB | W | IA | | | | | | | | | |
| Nov 19 | @ Car | W | IA | | | | | | | | | |
| Nov 29 | @ Buf | L | IA | | | | | | | | | |
| Dec 6 | NE | W | p | 0 0 0 | 0.0 0.0 | 0 | 0 | 0 0 0 0 0 0 0 | 0 | 0 | 0 | 1 |
| Dec 13 | @ Jax | W | IA | | | | | | | | | |
| Dec 20 | @ Ten | L | p | 0 0 0 | 0.0 0.0 | 0 | 0 | 0 0 0 0 0 0 0 | 0 | 0 | 0 | 0 |
| Dec 27 | Hou | L | p | 0 0 0 | 0.0 0.0 | 0 | 0 | 0 0 0 0 0 0 0 | 0 | 0 | 0 | 1 |
| Jan 3 | Pit | L | p | 0 0 0 | 0.0 0.0 | 0 | 0 | 0 0 0 0 0 0 0 | 0 | 0 | 0 | 0 |
| Totals | 4-7 | 11/0 | | 0 0 0 | 0.0 0.0 | 0 | 0 | 0 0 0 0 0 0 0 | 0 | 0 | 0 | 7 |

2010 Miami Dolphins/Green Bay Packers

| Date | Opp | W/L | P/S | Tot Solo Asst | Sk - Yds | QBP | TFL | Int - Yds -TD | PD | FF | FR - Yds | SpT |
|---------------|------------|-------------|-----|-----------------|-----------------|----------|----------|----------------------|----------|----------|----------|----------|
| Sept 19 | Min | L | p | 0 0 0 | 0.0 0.0 | 0 | 0 | 0 0 0 0 0 0 0 | 0 | 0 | 0 | 0 |
| Sept 26 | NYJ | L | p | 0 0 0 | 0.0 0.0 | 0 | 0 | 0 0 0 0 0 0 0 | 0 | 0 | 0 | 0 |
| Oct 31 | @ NYJ | W | p | 0 0 0 | 0.0 0.0 | 0 | 0 | 0 0 0 0 0 0 0 | 0 | 0 | 0 | 1 |
| Nov 7 | Dal | W | p | 0 0 0 | 0.0 0.0 | 0 | 0 | 0 0 0 0 0 0 0 | 0 | 0 | 0 | 0 |
| Nov 21 | @ Min | W | p | 2 1 1 | 0.0 0.0 | 0 | 0 | 0 0 0 0 0 0 0 | 0 | 0 | 0 | 1 |
| Nov 28 | @ Atl | L | p | 0 0 0 | 0.0 0.0 | 0 | 0 | 0 0 0 0 0 0 0 | 0 | 0 | 0 | 0 |
| Dec 5 | SF | W | p | 0 0 0 | 0.0 0.0 | 0 | 0 | 0 0 0 0 0 0 0 | 0 | 0 | 0 | 1 |
| Dec 12 | @ Det | L | p | 2 0 2 | 0.0 0.0 | 0 | 0 | 0 0 0 0 0 0 0 | 0 | 0 | 0 | 0 |
| Dec 19 | @ NE | L | S | 9 4 5 | 0.0 0.0 | 0 | 0 | 0 0 0 0 0 0 0 | 0 | 0 | 0 | 0 |
| Dec 26 | NYG | W | p | 2 2 0 | 0.0 0.0 | 0 | 0 | 0 0 0 0 1 0 0 | 0 | 0 | 0 | 0 |
| Jan 2 | Chi | W | S | 16 12 4 | 3.0 28.0 | 3 | 3 | 0 0 0 0 0 0 0 | 0 | 0 | 0 | 0 |
| Totals | 6-5 | 11/2 | | 31 19 12 | 3.0 28.0 | 3 | 3 | 0 0 0 0 0 1 0 | 0 | 0 | 0 | 3 |

Postseason

| | | | | | | | | | | | | |
|---------------|------------|------------|---|---------------|----------------|----------|----------|----------------------|----------|----------|----------|----------|
| Jan 9 | @ Phi | W | S | 8 5 3 | 1.0 0.0 | 1 | 0 | 0 0 0 0 0 1 0 | 0 | 0 | 0 | 0 |
| Jan 15 | @ Atl | W | S | 4 2 2 | 0.0 0.0 | 1 | 0 | 0 0 0 0 0 0 0 | 0 | 0 | 0 | 0 |
| Jan 23 | @ Chi | W | S | 3 2 1 | 0.0 0.0 | 0 | 0 | 0 0 0 0 0 0 0 | 0 | 0 | 0 | 0 |
| Feb 6 | Pit | IA | | | | | | | | | | |
| Totals | 3-0 | 3/3 | | 15 9 6 | 1.0 0.0 | 2 | 0 | 0 0 0 0 0 0 0 | 0 | 1 | 0 | 0 |

2011 Green Bay Packers

| Date | Opp | W/L | P/S | Tot Solo Asst | Sk - Yds | QBP | TFL | Int - Yds -TD | PD | FF | FR - Yds | SpT |
|---------------|-------------|--------------|-----|-----------------|-----------------|-----------|----------|----------------------|----------|----------|----------|----------|
| Sept 8 | NO | W | S | 6 4 2 | 1.0 13.0 | 1 | 1 | 0 0 0 0 1 0 0 | 0 | 0 | 0 | 0 |
| Sept 18 | @ Car | W | S | 5 4 1 | 0.0 0.0 | 2 | 0 | 0 0 0 0 0 0 0 | 0 | 0 | 0 | 0 |
| Sept 25 | @ Chi | W | S | 5 3 2 | 0.0 0.0 | 0 | 1 | 0 0 0 0 0 0 0 | 0 | 0 | 0 | 0 |
| Oct 2 | Den | W | S | 4 1 3 | 0.0 0.0 | 0 | 0 | 0 0 0 0 0 0 0 | 0 | 0 | 0 | 0 |
| Oct 9 | @ Atl | W | S | 5 2 3 | 0.0 0.0 | 4 | 0 | 0 0 0 0 0 0 0 | 0 | 0 | 0 | 0 |
| Oct 16 | StL | W | S | 4 2 2 | 0.0 0.0 | 0 | 0 | 0 0 0 0 0 0 0 | 0 | 0 | 0 | 0 |
| Oct 23 | @ Min | W | S | 6 3 3 | 0.0 0.0 | 1 | 0 | 0 0 0 0 0 0 0 | 0 | 0 | 0 | 0 |
| Nov 6 | @ SD | W | S | 5 3 2 | 1.0 1.0 | 2 | 2 | 0 0 0 1 0 0 0 | 0 | 0 | 0 | 0 |
| Nov 14 | Min | W | S | 3 3 0 | 0.0 0.0 | 0 | 0 | 0 0 0 0 0 0 0 | 0 | 0 | 0 | 0 |
| Nov 20 | TB | W | S | 11 6 5 | 1.0 3.0 | 1 | 1 | 0 0 0 0 0 0 0 | 0 | 0 | 0 | 0 |
| Nov 24 | @ Det | W | S | 10 7 3 | 0.0 0.0 | 2 | 0 | 0 0 0 0 0 0 0 | 0 | 0 | 0 | 0 |
| Dec 4 | @ NYG | W | S | 4 2 2 | 0.0 0.0 | 2 | 1 | 0 0 0 0 0 0 0 | 0 | 0 | 0 | 0 |
| Dec 11 | Oak | W | S | 5 1 4 | 0.0 0.0 | 0 | 0 | 0 0 0 0 0 0 1 | 5 | 0 | 0 | 0 |
| Dec 18 | @ KC | L | S | 6 4 2 | 0.0 0.0 | 0 | 0 | 0 0 0 0 0 0 0 | 0 | 0 | 0 | 0 |
| Dec 25 | Chi | W | S | 6 4 2 | 0.0 0.0 | 0 | 0 | 0 0 0 0 0 0 0 | 0 | 0 | 0 | 0 |
| Jan 1 | Det | W | p | 1 1 0 | 0.0 0.0 | 0 | 0 | 0 0 0 0 0 0 0 | 0 | 0 | 0 | 1 |
| Totals | 15-1 | 16/15 | | 86 15 36 | 3.0 17.0 | 15 | 6 | 0 0 0 0 2 0 1 | 5 | 1 | 5 | 1 |

Postseason

| | | | | | | | | | | | | |
|---------------|------------|------------|---|--------------|----------------|----------|----------|----------------------|----------|----------|----------|----------|
| Jan 15 | NYG | L | p | 3 3 0 | 0.0 0.0 | 0 | 0 | 0 0 0 0 0 0 0 | 0 | 0 | 0 | 0 |
| Totals | 0-1 | 1/0 | | 3 3 0 | 0.0 0.0 | 0 | 0 | 0 0 0 0 0 0 0 | 0 | 0 | 0 | 0 |

ERIK WALDEN'S GAME-BY-GAME CONT.

2012 Green Bay Packers

| Date | Opp | W/L | P/S | Tot | Solo | Asst | Sk | - Yds | QBP | TFL | Int | - Yds | -TD | PD | FF | FR | - Yds | SpT |
|---------|-------|-----|-----|-----|------|------|-----|-------|-----|-----|-----|-------|-----|----|----|----|-------|-----|
| Sept 13 | Chi | W | p | 3 | 2 | 1 | 0.5 | 5 | 2 | 0 | 0 | 0 | 0 | 0 | 0 | 0 | 0 | 0 |
| Sept 24 | @ Sea | L | p | 5 | 2 | 3 | 0.0 | 0.0 | 1 | 0 | 0 | 0 | 0 | 0 | 0 | 0 | 0 | 0 |
| Sept 30 | NO | W | p | 2 | 0 | 2 | 0.0 | 0.0 | 0 | 0 | 0 | 0 | 0 | 0 | 0 | 0 | 0 | 0 |
| Oct 7 | @ Ind | L | S | 3 | 2 | 1 | 0.0 | 0.0 | 2 | 0 | 0 | 0 | 0 | 2 | 0 | 0 | 0 | 0 |
| Oct 14 | @ Hou | W | p | 0 | 0 | 0 | 0.0 | 0.0 | 0 | 0 | 0 | 0 | 0 | 0 | 0 | 0 | 0 | 0 |
| Oct 21 | @ StL | W | S | 9 | 7 | 2 | 0.5 | 0.0 | 2 | 1 | 0 | 0 | 0 | 0 | 0 | 0 | 0 | 0 |
| Oct 28 | Jax | W | S | 2 | 1 | 1 | 0.0 | 0.0 | 1 | 0 | 0 | 0 | 0 | 0 | 0 | 0 | 0 | 0 |
| Nov 4 | Ari | W | S | 2 | 1 | 1 | 0.0 | 0.0 | 3 | 1 | 1 | 2 | 0 | 1 | 0 | 0 | 0 | 0 |
| Nov 18 | @ Det | W | S | 6 | 5 | 1 | 2.0 | 1.0 | 2 | 1 | 0 | 0 | 0 | 0 | 0 | 0 | 0 | 0 |
| Nov 25 | @ NYG | L | S | 1 | 1 | 0 | 0.0 | 0.0 | 1 | 0 | 0 | 0 | 0 | 0 | 0 | 0 | 0 | 0 |
| Dec 2 | Min | W | S | 0 | 0 | 0 | 0.0 | 0.0 | 0 | 0 | 0 | 0 | 0 | 0 | 0 | 0 | 0 | 0 |
| Dec 9 | Det | W | S | 6 | 2 | 4 | 0.0 | 0.0 | 0 | 0 | 0 | 0 | 0 | 0 | 0 | 0 | 0 | 0 |
| Dec 16 | @ Chi | W | S | 1 | 1 | 0 | 0.0 | 0.0 | 0 | 0 | 0 | 0 | 0 | 0 | 0 | 0 | 0 | 0 |
| Dec 23 | Ten | W | p | 2 | 1 | 1 | 0.0 | 0.0 | 0 | 0 | 1 | 20 | 0 | 1 | 0 | 0 | 0 | 0 |
| Dec 30 | @ Min | L | p | 4 | 2 | 2 | 0.0 | 0.0 | 0 | 0 | 0 | 0 | 0 | 0 | 0 | 0 | 0 | 0 |

Totals 11-4 15/9 46 27 19 3.0 6.0 14 3 2 22 0 4 0 0 0 0 0 0

Postseason

| | | | | | | | | | | | | | | | | | | |
|---------------|------|-----|-----|---|---|---|-----|-----|---|---|---|---|---|---|---|---|---|---|
| Jan 5 | Min | W | p | 3 | 2 | 1 | 1.0 | 7.0 | 2 | 2 | 0 | 0 | 0 | 0 | 0 | 0 | 0 | 0 |
| Jan 12 | @ SF | L | S | 5 | 2 | 3 | 0.0 | 0.0 | 0 | 1 | 0 | 0 | 0 | 0 | 0 | 0 | 0 | 0 |
| Totals | | 1-1 | 1/1 | 8 | 4 | 4 | 1.0 | 7.0 | 2 | 3 | 0 | 0 | 0 | 0 | 0 | 0 | 0 | 0 |

2013 Indianapolis Colts

| Date | Opp | W/L | P/S | Tot | Solo | Asst | Sk | - Yds | QBP | TFL | Int | - Yds | -TD | PD | FF | FR | - Yds | SpT |
|---------|-------|-----|-----|-----|------|------|-----|-------|-----|-----|-----|-------|-----|----|----|----|-------|-----|
| Sept 8 | Oak | W | S | 3 | 1 | 2 | 0.0 | 0.0 | 0 | 0 | 0 | 0 | 0 | 0 | 0 | 0 | 0 | 0 |
| Sept 15 | Mia | L | S | 2 | 2 | 0 | 0.0 | 0.0 | 0 | 0 | 0 | 0 | 0 | 0 | 0 | 0 | 0 | 0 |
| Sept 22 | @ SF | W | S | 1 | 0 | 1 | 0.0 | 0.0 | 0 | 0 | 0 | 0 | 0 | 0 | 0 | 0 | 0 | 0 |
| Sept 29 | @ Jax | W | S | 2 | 1 | 1 | 0.0 | 0.0 | 0 | 0 | 0 | 0 | 0 | 0 | 0 | 0 | 0 | 0 |
| Oct 6 | Sea | W | S | 4 | 3 | 1 | 0.0 | 0.0 | 1 | 0 | 0 | 0 | 0 | 0 | 0 | 1 | 10 | 0 |
| Oct 14 | @ SD | L | S | 3 | 3 | 0 | 0.0 | 0.0 | 0 | 0 | 0 | 0 | 0 | 0 | 0 | 0 | 0 | 0 |
| Oct 20 | Den | W | S | 3 | 1 | 2 | 0.0 | 0.0 | 0 | 0 | 0 | 0 | 0 | 1 | 1 | 0 | 0 | 0 |
| Nov 3 | @ Hou | W | S | 4 | 4 | 0 | 1.0 | 10.0 | 2 | 2 | 0 | 0 | 0 | 1 | 0 | 0 | 0 | 0 |
| Nov 10 | StL | L | S | 2 | 0 | 2 | 0.0 | 0.0 | 0 | 0 | 0 | 0 | 0 | 0 | 0 | 0 | 0 | 0 |
| Nov 14 | @ Ten | W | S | 4 | 3 | 1 | 1.0 | 3.0 | 2 | 2 | 0 | 0 | 0 | 0 | 0 | 0 | 0 | 0 |
| Dec 1 | Ten | W | S | 4 | 2 | 2 | 0.0 | 0.0 | 0 | 0 | 0 | 0 | 0 | 1 | 0 | 0 | 0 | 0 |
| Dec 8 | @ Cin | L | S | 4 | 1 | 3 | 0.0 | 0.0 | 0 | 0 | 0 | 0 | 0 | 0 | 0 | 0 | 0 | 0 |
| Dec 15 | Hou | W | S | 3 | 3 | 0 | 1.0 | 1.0 | 1 | 1 | 0 | 0 | 0 | 0 | 0 | 0 | 0 | 0 |
| Dec 22 | @ KC | W | S | 1 | 1 | 0 | 0.0 | 0.0 | 1 | 0 | 0 | 0 | 0 | 0 | 0 | 0 | 0 | 0 |
| Dec 29 | Jax | W | S | 5 | 1 | 4 | 0.0 | 0.0 | 2 | 0 | 0 | 0 | 0 | 0 | 0 | 0 | 0 | 0 |

Totals 11-4 15/15 45 26 19 3.0 23.0 9 5 0 0 0 3 1 1 10 0

Postseason

| | | | | | | | | | | | | | | | | | | |
|---------------|------|-----|-----|----|---|---|-----|-----|---|---|---|---|---|---|---|---|---|---|
| Jan 4 | KC | W | S | 3 | 1 | 2 | 0.0 | 0.0 | 1 | 1 | 0 | 0 | 0 | 1 | 0 | 0 | 0 | 1 |
| Jan 11 | @ NE | L | S | 8 | 4 | 4 | 1.0 | 5.0 | 2 | 2 | 0 | 0 | 0 | 0 | 0 | 0 | 0 | 0 |
| Totals | | 1-1 | 2/2 | 11 | 5 | 6 | 1.0 | 5.0 | 3 | 3 | 0 | 0 | 0 | 1 | 0 | 0 | 0 | 0 |

2014 Indianapolis Colts

| Date | Opp | W/L | P/S | Tot | Solo | Asst | Sk | - Yds | QBP | TFL | Int | - Yds | -TD | PD | FF | FR | - Yds | SpT |
|---------|-------|-----|-----|-----|------|------|-----|-------|-----|-----|-----|-------|-----|----|----|----|-------|-----|
| Sept 7 | @ Den | L | S | 3 | 1 | 2 | 1.0 | 10 | 1 | 1 | 0 | 0 | 0 | 0 | 0 | 0 | 0 | 0 |
| Sept 15 | Phi | L | p | 3 | 3 | 0 | 0.0 | 0.0 | 2 | 2 | 0 | 0 | 0 | 0 | 0 | 0 | 0 | 0 |
| Sept 21 | @ Jax | W | S | 4 | 3 | 1 | 1.0 | 2.0 | 2 | 1 | 0 | 0 | 0 | 0 | 0 | 0 | 0 | 0 |
| Sept 28 | Ten | W | S | 3 | 1 | 2 | 0.0 | 0.0 | 0 | 0 | 0 | 0 | 0 | 0 | 0 | 0 | 0 | 0 |
| Oct 5 | Bal | W | S | 2 | 2 | 0 | 0.0 | 0.0 | 1 | 0 | 0 | 0 | 0 | 0 | 0 | 0 | 0 | 0 |
| Oct 9 | @ Hou | W | S | 4 | 3 | 1 | 1.0 | 1.0 | 3 | 1 | 0 | 0 | 0 | 0 | 0 | 0 | 0 | 0 |
| Oct 19 | @ Hou | W | S | 4 | 3 | 1 | 1.0 | 1.0 | 3 | 1 | 0 | 0 | 0 | 0 | 0 | 0 | 0 | 0 |
| Oct 26 | @ Pit | L | S | 3 | 3 | 0 | 0.0 | 0.0 | 0 | 0 | 0 | 0 | 0 | 0 | 0 | 0 | 0 | 0 |
| Nov 16 | NE | L | S | 1 | 0 | 1 | 0.0 | 0.0 | 3 | 0 | 0 | 0 | 0 | 0 | 0 | 0 | 0 | 0 |
| Nov 23 | Jax | W | S | 2 | 2 | 0 | 2.0 | 14.0 | 3 | 1 | 0 | 0 | 0 | 0 | 1 | 0 | 0 | 0 |
| Nov 30 | Was | W | S | 2 | 2 | 0 | 2.0 | 14.0 | 3 | 1 | 0 | 0 | 0 | 0 | 1 | 0 | 0 | 0 |
| Dec 7 | @ Cle | W | S | 2 | 1 | 1 | 1.0 | 3.0 | 1 | 1 | 0 | 0 | 0 | 0 | 0 | 0 | 0 | 0 |
| Dec 14 | Hou | W | S | 2 | 2 | 0 | 0.0 | 0.0 | 0 | 0 | 0 | 0 | 0 | 0 | 0 | 0 | 0 | 0 |
| Dec 21 | @ Dal | L | S | 2 | 1 | 1 | 0.0 | 0.0 | 0 | 0 | 0 | 0 | 0 | 0 | 0 | 0 | 0 | 0 |
| Dec 21 | @ Dal | L | S | 2 | 1 | 1 | 0.0 | 0.0 | 0 | 0 | 0 | 0 | 0 | 0 | 0 | 0 | 0 | 0 |
| Dec 28 | @ Ten | W | S | 1 | 0 | 1 | 0.0 | 0.0 | 0 | 0 | 0 | 0 | 0 | 0 | 0 | 0 | 0 | 0 |

Totals 10-5 15/14 37 25 12 6.0 30.0 19 9 0 0 0 0 0 1 0 0 0

Postseason

| | | | | | | | | | | | | | | | | | | |
|---------------|-------|-----|-----|---|---|---|-----|-----|---|---|---|---|---|---|---|---|---|---|
| Jan 4 | Cin | W | S | 2 | 2 | 0 | 0.0 | 0.0 | 2 | 1 | 0 | 0 | 0 | 1 | 0 | 0 | 0 | 0 |
| Jan 11 | @ Den | W | S | 2 | 2 | 0 | 1.0 | 2.0 | 1 | 2 | 0 | 0 | 0 | 0 | 0 | 0 | 0 | 0 |
| Jan 18 | @ NE | L | S | 5 | 0 | 5 | 0.0 | 0.0 | 0 | 0 | 0 | 0 | 0 | 0 | 0 | 0 | 0 | 0 |
| Totals | | 2-1 | 3/3 | 9 | 4 | 5 | 1.0 | 2.0 | 3 | 3 | 0 | 0 | 0 | 1 | 0 | 0 | 0 | 0 |

2015 Indianapolis Colts

| Date | Opp | W/L | P/S | Tot | Solo | Asst | Sk | - Yds | QBP | TFL | Int | - Yds | -TD | PD | FF | FR | - Yds | SpT |
|---------|-------|-----|-----|-----|------|------|-----|-------|-----|-----|-----|-------|-----|----|----|----|-------|-----|
| Sept 13 | @ Buf | L | S | 6 | 3 | 3 | 0.0 | 0.0 | 0 | 2 | 0 | 0 | 0 | 0 | 0 | 0 | 0 | 0 |
| Sept 21 | NYJ | L | S | 2 | 2 | 0 | 0.0 | 0.0 | 0 | 0 | 0 | 0 | 0 | 0 | 0 | 0 | 0 | 0 |
| Sept 27 | @ Ten | W | S | 2 | 2 | 0 | 0.0 | 0.0 | 1 | 2 | 0 | 0 | 0 | 0 | 0 | 0 | 0 | 0 |
| Oct 4 | Jax | W | S | 1 | 0 | 1 | 0.0 | 0.0 | 2 | 0 | 0 | 0 | 0 | 0 | 0 | 0 | 0 | 0 |
| Oct 8 | @ Hou | W | S | 3 | 3 | 0 | 1.0 | 0.0 | 3 | 0 | 0 | 0 | 0 | 0 | 0 | 0 | 0 | 0 |
| Oct 18 | NE | L | S | 5 | 3 | 2 | 0.0 | 0.0 | 0 | 0 | 0 | 0 | 0 | 0 | 0 | 0 | 0 | 0 |
| Oct 25 | NO | L | S | 5 | 3 | 2 | 0.0 | 0.0 | 0 | 1 | 0 | 0 | 0 | 0 | 0 | 0 | 0 | 0 |
| Nov 2 | @ Car | L | S | 2 | 1 | 1 | 0.0 | 0.0 | 0 | 0 | 0 | 0 | 0 | 0 | 0 | 0 | 0 | 0 |
| Nov 8 | Den | W | S | 1 | 1 | 0 | 0.0 | 0.0 | 1 | 1 | 0 | 0 | 0 | 0 | 0 | 0 | 0 | 0 |
| Nov 25 | @ Atl | W | S | 4 | 3 | 1 | 0.0 | 0.0 | 2 | 1 | 0 | 0 | 0 | 0 | 0 | 1 | 0 | 0 |
| Nov 29 | TB | W | S | 4 | 4 | 0 | 2.0 | 16.0 | 2 | 2 | 0 | 0 | 0 | 0 | 0 | 0 | 0 | 0 |
| Dec 6 | @ Pit | L | S | 0 | 0 | 0 | 0.0 | 0.0 | 0 | 0 | 0 | 0 | 0 | 0 | 0 | 0 | 0 | 0 |
| Dec 20 | Hou | L | S | 4 | 3 | 1 | 0.0 | 0.0 | 1 | 0 | 0 | 0 | 0 | 0 | 0 | 0 | 0 | 0 |
| Dec 27 | @ Mia | W | S | 1 | 0 | 1 | 0.0 | 0.0 | 0 | 0 | 0 | 0 | 0 | 0 | 0 | 0 | 0 | 0 |
| Jan 3 | Ten | W | S | 2 | 0 | 2 | 0.0 | 0.0 | 0 | 0 | 0 | 0 | 0 | 0 | 0 | 0 | 0 | 0 |

Totals 8-7 15/15 42 28 14 3.0 16.0 12 9 0 0 0 0 0 1 0 0 0

2016 Indianapolis Colts

| Date | Opp | W/L | P/S | Tot | Solo | Asst | Sk | - Yds | QBP | TFL | Int | - Yds | -TD | PD | FF | FR | - Yds | SpT |
|---------|-------|-----|-----|-----|------|------|-----|-------|-----|-----|-----|-------|-----|----|----|----|-------|-----|
| Sept 11 | Det | L | S | 3 | 2 | 1 | 1.0 | 8.0 | 2 | 1 | 0 | 0 | 0 | 0 | 0 | 0 | 0 | 0 |
| Sept 18 | @ Den | L | S | 3 | 3 | 0 | 0.0 | 0.0 | 0 | 0 | 0 | 0 | 0 | 0 | 0 | 0 | 0 | 0 |
| Sept 25 | SD | W | S | 3 | 3 | 0 | 2.0 | 11.0 | 1 | 1 | 0 | 0 | 0 | 0 | 2 | 0 | 0 | 0 |
| Oct 2 | @ Jax | L | S | 3 | 3 | 0 | 1.0 | 4.0 | 2 | 1 | 0 | 0 | 0 | 0 | 0 | 0 | 0 | 0 |
| Oct 9 | Chi | W | S | 2 | 2 | 0 | 0.0 | 0.0 | 2 | 0 | 0 | 0 | 0 | 0 | 0 | 0 | 0 | 0 |
| Oct 16 | @ Hou | L | S | 2 | 1 | 1 | 0.0 | 0.0 | 0 | 1 | 0 | 0 | 0 | 0 | 0 | 0 | 0 | 0 |
| Oct 23 | @ Ten | W | S | 2 | 1 | 1 | 1.0 | 4.0 | 1 | 1 | 0 | 0 | 0 | 0 | 0 | 0 | 0 | 0 |
| Oct 30 | KC | L | S | 2 | 1 | 1 | 1.0 | 10.0 | 2 | 1 | 0 | 0 | 0 | 0 | 0 | 0 | 0 | 0 |
| Nov 6 | @ GB | W | S | 1 | 1 | 0 | 1.0 | 0.0 | 1 | 0 | 0 | 0 | 0 | 0 | 0 | 0 | 0 | 0 |
| Nov 20 | Ten | W | S | 3 | 2 | 1 | 1.0 | 12.0 | 1 | 2 | 0 | 0 | 0 | 0 | 0 | 0 | 0 | 0 |
| Dec 5 | @ NYJ | W | S | 1 | 0 | 1 | 0.0 | 0.0 | 2 | 0 | 0 | 0 | 0 | 0 | 0 | 0 | 0 | 0 |
| Dec 11 | Hou | L | S | 4 | 3 | 1 | 0.0 | 0.0 | 0 | 0 | 0 | 0 | 0 | 0 | 0 | 0 | 0 | 0 |
| Dec 18 | @ Min | W | S | 3 | 2 | 1 | 2.0 | 12.0 | 2 | 2 | 0 | 0 | 0 | 0 | 0 | 0 | 0 | 0 |
| Dec 24 | @ Oak | L | S | 2 | 2 | 0 | 0.0 | 0.0 | 0 | 0 | 0 | 0 | 0 | 0 | 0 | 0 | 0 | 0 |
| Jan 1 | Jax | W | S | 5 | 2 | 3 | 1.0 | 3.0 | 1 | 0 | 0 | 0 | 0 | 0 | 1 | 0 | 0 | 0 |

ERIK WALDEN'S NFL STATISTICS

REGULAR SEASON

| Year | Team | GP GS | | TACKLES | | | | | | | INTERCEPTIONS | | | | | FUMBLES | | | |
|------------|--------------|-------|----|---------|------|------|------|-------|-----|-----|---------------|-----|----|----|----|---------|----|-----|-----|
| | | | | Tot | Solo | Asst | Sk | Yds | QBP | TFL | No | Yds | Lg | TD | PD | FF | FR | Yds | SpT |
| 2008 | KC/Miami | 15 | 0 | 0 | 0 | 0 | 0.0 | 0.0 | NA | NA | 0 | 0 | - | 0 | 0 | 0 | 0 | 0 | 15 |
| 2009 | Miami | 11 | 0 | 0 | 0 | 0 | 0.0 | 0.0 | NA | NA | 0 | 0 | - | 0 | 0 | 0 | 0 | 0 | 8 |
| 2010 | Miami/GB | 11 | 2 | 31 | 19 | 12 | 3.0 | 28.0 | NA | NA | 0 | 0 | - | 0 | 1 | 0 | 0 | 0 | 4 |
| 2011 | Green Bay | 16 | 15 | 86 | 50 | 36 | 3.0 | 17.0 | NA | NA | 0 | 0 | - | 0 | 2 | 1 | 1 | 5t | 1 |
| 2012 | Green Bay | 15 | 9 | 71 | 38 | 33 | 3.0 | 6.0 | NA | NA | 2 | 22 | 20 | 0 | 4 | 0 | 0 | 0 | 0 |
| 2013 | Indianapolis | 15 | 15 | 58 | 33 | 25 | 3.0 | 23.0 | NA | NA | 0 | 0 | - | 0 | 3 | 1 | 1 | 0 | 0 |
| 2014 | Indianapolis | 15 | 14 | 57 | 40 | 17 | 6.0 | 30.0 | NA | NA | 0 | 0 | - | 0 | 0 | 1 | 0 | 0 | 0 |
| 2015 | Indianapolis | 15 | 15 | 57 | 43 | 14 | 3.0 | 16.0 | NA | NA | 0 | 0 | - | 0 | 0 | 1 | 0 | 0 | 0 |
| 2016 | Indianapolis | 16 | 16 | 46 | 33 | 13 | 11.0 | 64.0 | NA | NA | 0 | 0 | - | 0 | 0 | 3 | 0 | 0 | 0 |
| 2017 | Tennessee | 16 | 2 | 44 | 29 | 15 | 4.0 | 22.0 | 28 | 5 | 0 | 0 | 0 | 0 | 0 | 0 | 1 | 0 | 0 |
| NFL Totals | | 145 | 88 | 450 | 285 | 165 | 36.0 | 206.0 | 28 | 5 | 2 | 22 | 20 | 0 | 10 | 7 | 3 | 5t | 28 |

PLAYOFFS

| Year | Team | GP GS | | TACKLES | | | | | | | INTERCEPTIONS | | | | | FUMBLES | | | |
|------------|--------------|-------|---|---------|------|------|-----|------|-----|-----|---------------|-----|----|----|----|---------|----|-----|-----|
| | | | | Tot | Solo | Asst | Sk | Yds | QBP | TFL | No | Yds | Lg | TD | PD | FF | FR | Yds | SpT |
| 2008 | Miami | 1 | 0 | 0 | 0 | 0 | 0.0 | 0.0 | NA | NA | 0 | 0 | - | 0 | 0 | 0 | 0 | 0 | 0 |
| 2010 | Green Bay | 3 | 3 | 15 | 9 | 6 | 1.0 | 0.0 | NA | NA | 0 | 0 | - | 0 | 0 | 1 | 0 | 0 | 0 |
| 2011 | Green Bay | 1 | 0 | 3 | 3 | 0 | 0.0 | 0.0 | NA | NA | 0 | 0 | - | 0 | 0 | 0 | 0 | 0 | 0 |
| 2012 | Green Bay | 2 | 1 | 9 | 5 | 4 | 1.0 | 7.0 | NA | NA | 0 | 0 | - | 0 | 0 | 0 | 0 | 0 | 0 |
| 2013 | Indianapolis | 2 | 2 | 14 | 8 | 6 | 1.0 | 5.0 | NA | NA | 0 | 0 | - | 0 | 1 | 0 | 0 | 0 | 0 |
| 2014 | Indianapolis | 3 | 3 | 16 | 11 | 5 | 1.0 | 2.0 | NA | NA | 0 | 0 | - | 0 | 1 | 0 | 0 | 0 | 0 |
| 2017 | Tennessee | 2 | 0 | 4 | 3 | 1 | 0.0 | 0.0 | 1 | 0 | 0 | 0 | 0 | 0 | 0 | 0 | 0 | 0 | 0 |
| NFL Totals | | 14 | 9 | 61 | 39 | 22 | 4.0 | 14.0 | 1 | 0 | 0 | 0 | 0 | 0 | 2 | 1 | 0 | 0 | 0 |

Single-Game Highs

Tackles - 16 vs. Chicago (1/2/11)
 Sacks - 3 vs. Chicago (1/2/11)
 Interceptions - 1 (Twice, last vs. Tennessee 12/23/12)
 Forced Fumble - 2 vs. San Diego (9/25/16)
 Fumble Recovery - **1 (Three times, last at Jacksonville 9/17/17)**
 Passes Defensed - 2 at Indianapolis (10/7/12)

Playoff Single-Game Highs

Tackles - 8 at Philadelphia (1/9/11)
 Sacks - 1 (Four times, last at Denver 1/11/15)

Additional Statistics

Touchdowns - 1 - 5-yard fumble return vs. Oakland (12/11/11)
 Special Teams Forced Fumble - 1 vs. Detroit (1/1/12)



82 DELANIE WALKER

TIGHT END • 6'2" • 248 LBS • COLLEGE: CENTRAL MISSOURI

ACQUIRED: UNRESTRICTED FREE AGENT (SF) - 2013

NFL EXPERIENCE (NFL/TITANS): 12/5 • HOMETOWN: POMONA, CALIF.

GAMES PLAYED/GAMES STARTED: 175/95 (PLAYOFFS: 6/4)



Captain: 2015, 2016, 2017



Pro Bowl: 2015, 2016, 2017

PRO: The Titans targeted Delanie Walker early in the 2013 free agency period to bring physicality, versatility and leadership to the offense. He has delivered that and more, becoming one of the NFL's top play-making tight ends. The tight end brings a unique element to the offense and poses match-up problems for defenses with his ability to line up in the backfield, on the line, in the slot and as a wideout. The 6-foot-2-inch, 248-pounder spent the first seven years of his career with the San Francisco 49ers after being selected in the sixth round of the 2006 NFL Draft. His first four seasons in Tennessee arguably resulted in the best four-year stretch in franchise history by a player at his position. During that time period, his 282 receptions and 3,349 receiving yards (to go with 23 touchdowns) set a franchise high for a tight end in any consecutive four-year period, and his reception and yardage totals ranked fourth in the NFL in that timespan. In 2015, he set the single-season franchise records among tight ends with 94 receptions and 1,088 receiving yards, leading to his first career Pro Bowl invitation.

CAREER HIGHLIGHTS:

- In 2016, Walker was named to his second consecutive Pro Bowl after tying for the team lead with 65 receptions and finishing second on the squad with 800 receiving yards and a career-high seven receiving touchdowns.
- In 2015, Walker was named to his first Pro Bowl. He set new team records among tight ends with 94 receptions and 1,088 receiving yards, and he caught six touchdown passes for the second time in three years (2013). He broke his own receiving yardage record (890 in 2014) and Frank Wycheck's reception record (70 in 1998 and 2000) for franchise tight ends.
- On the team's all-time single-season receptions list, regardless of position, Walker tied wide receiver Kendall Wright (94 receptions in 2013) for the fifth-highest total in 2015. Walker's 94 receptions tied Jason Witten (94 catches in 2009 and 2010) for the 10th-highest total in NFL history by a tight end.
- In 2014, Walker's team-leading 890 receiving yards set a career high and marked the highest total in franchise history by a tight end, eclipsing Frank Wycheck's 768 receiving yards in 1998. Walker's 63 receptions in 2014 also led the team, set a career high, and tied for fourth in team annals.
- In 2013, Walker's first season in Tennessee, he totaled 60 receptions for 571 yards and six touchdowns, setting career highs in all three categories. Also, he became the only tight end in franchise history other than Titans Ring of Honor member Frank Wycheck (1997–2001) to reach 60 receptions in a single season. Walker's six touchdown receptions tied for fourth place in franchise history among tight ends and were the most since Wycheck's six in 1996.
- In 2012, Walker played an integral role in the 49ers' second consecutive playoff season, as he teamed with Vernon Davis to form one of the NFL's top tight-end duos. He saw action in all 16 regular-season games with four starts and set a career high with 344 yards and three touchdowns (matched career high) on 21 receptions. His average of 16.4 yards per catch was the highest among all NFL tight ends with 20 or more catches.
- During the 2012 playoffs, Walker appeared in all three games and started in Super Bowl XLVII. In the Super Bowl, he recorded three receptions for 48 yards.
- In 2010, he played in 14 games with eight starts and tallied a then-career-best 29 receptions for 331 yards.

TITANS TIDBITS:

- Walker was named the Tennessee Titans Community Man of the Year in

2013 and 2015, due in large part to his tireless work with Mothers Against Drunk Driving. He teamed with MADD to help raise awareness of the dangers of drinking and driving after losing his aunt and uncle in a horrific accident near New Orleans after Super Bowl XLVII. The morning after San Francisco's loss to Baltimore at the Superdome, an alleged drunk driver killed Alice and Bryan Young only hours after Walker hugged Alice and Bryan at the team's postgame party. In addition to his work with MADD, Walker is an ambassador with the Tennessee Governor's Highway Safety Office's "Booze It and Lose It" campaign.

- In April 2017, Walker took part in an eight-day overseas trip to the Middle East to visit U.S. servicemen and women as part of a United Service Organization tour. The group was on their USO tour, and visiting an Army base in Kuwait, when Syrian president Bashar al-Assad launched a chemical attack against civilians in his country on April 4. The NFL players traveled to another region in the Middle East the following day, unsure if their scheduled visit with Marines and Air Force airmen would be allowed to proceed. The group was eventually cleared for the visit, but before they could leave one base, military police boarded their bus and forced the players to delete any pictures and videos taken at the base from their cameras and cell phones.

- During the 2016 offseason, Walker spearheaded a benefit dinner and auction for his foundation called "Carving It Up with Delanie Walker." He also launched "Delanie Walker's Imagination Station" at Fall-Hamilton Elementary School in collaboration with Scholastic Book Fairs to provide a new fully-furnished reading room for students.

- Walker was one of five finalists for the NFL's 2015 Byron "Whizzer" White Award, which recognizes community service.

- During the 2015 and 2016 offseasons, the Delanie Walker Gives Back Foundation (delaniewalker.org) hosted a Celebrity Go-Karting Challenge, raising more than \$75,000 to benefit the foundation. Walker launched the non-profit to provide inner-city and low-income children with the educational opportunities and resources to reach their full potential and beat the odds. Proceeds from the go-karting event will help fund community outreach programs such as Back to School COOL, Delanie's Imagination Stations, and College Bound. Walker's offseason also includes hosting a youth football camp.

- Over the years, Walker has owned quite a selection of cars, ranging from classics to newer models. His collection has included a 1964 Chevy Impala, 1972 Buick Skylark, 1989 Camaro IROC-Z28, 2008 Mercedes-Benz CL63 AMG and 2010 F250 truck. Walker's passion for cars can be traced back to his childhood, where he would spend countless hours refurbishing old autos with the help of his friend's father, who was a mechanic. "Growing up we didn't have much money, so we would buy cars from the junkyard and fix them up. We'd spend all day taking off parts and replacing them, just like new. The most important lesson I learned was 'the way you take it off is the way you put it back on.'" Walker admits that cars these days have become more advanced and that he is only comfortable working on models that are pre-1990. After his playing days are over, he envisions owning a car restoration shop.

- Having grown up in a tough neighborhood, Walker knows first-hand how difficult it is to overcome obstacles in order to achieve one's goals. During his time in San Francisco, he visited delinquent youths across the Bay Area, making it a point to share his story and give positive reinforcement to those who can relate to him. "It's very important that people know about what I've been through. You can grow up in the worst neighborhood and still make it to the NFL. That's why I want kids, especially in the Bay Area, to understand that you can overcome those situations, because I did."

- For a 248-pound tight end, Walker makes a lot of tacklers miss. His speed on the field can be linked to his success on the track as a high school senior. Despite lettering only one year, he won the Division III 100m (10.6) and long jump (21-5) titles, while also serving as a member of the winning 4x100m relay team at the 2002 Miramonte League Meet. Delanie's younger brother, Anthony, competed in the 400m and 4x400m at the collegiate level, and has his hopes set on making the Olympic team one day.
- On Feb. 14, 2015, Walker was inducted into the Central Missouri Athletic Hall of Fame.

CAREER TRANSACTIONS:

- The Pomona, Calif., native was selected by the 49ers in the sixth round (175th overall) of the 2006 NFL Draft.
- Signed by the Titans as an unrestricted free agent on March 14, 2013.

SEASON RECAPS:

2017 (16/11, 2/2 - Tennessee): Named to his third consecutive Pro Bowl and won Offensive MVP honors after catching four passes for 29 yards and two touchdowns. Played in all 16 games with 11 starts at tight end and led the team with 74 receptions and 807 receiving yards. Ranked second on the squad with three receiving touchdowns. Started at tight end in both postseason contests and tied for the team lead with nine receptions for a team-best 123 yards. Reached the 800-yard receiving mark for the fourth consecutive season while no other tight end in franchise history has a single 800-yard receiving season. Reached the 5,000-yard career receiving mark at Houston (10/1/17). Became the 10th player in franchise history to record 300 receptions at Houston (10/1/17). Moved into sole possession of ninth place on the team's all-time receptions list at Cleveland (10/22/17), passing former Titans wide receiver Nate Washington (307). Recorded his 323rd reception as a member of the Titans against Cincinnati (11/12/17), passing former Oilers wide receiver Curtis Duncan (322) for eighth place on the franchise's all-time receptions list. Registered his first career rushing touchdown at Jacksonville (9/17/17). Registered his fifth consecutive seasons with at least 60 receptions, becoming only the fourth player and second tight end in franchise history to accomplish the feat. Led or tied for the team lead in receptions 12 times in 2017 (vs. OAK, at JAX, at HOU, at CLE, vs. BAL, vs. CIN, at PIT, at IND, vs. HOU, at ARZ, vs. JAX, at KC). Led the team in receiving yards nine times in 2017 (vs. OAK, at JAX, at HOU, at CLE, vs. BAL, vs. CIN, at IND, vs. HOU, at KC).

- Against Oakland (9/10), started at tight end and led the team with seven receptions and 76 receiving yards. Both totals were the best of Walker's career in a Week 1 performance. Delivered a punishing block during Marcus Mariota's 10-yard touchdown run off left end with 6:58 remaining in the first quarter. Extended the Titans' second scoring drive with a 10-yard grab on third-and-six in the second stanza.
- At Jacksonville (9/17), played as a reserve at tight end and led the team with four receptions and 61 receiving yards. Scored his first career rushing touchdown on his lone carry. Kept the Titans' opening scoring drive alive with a eight-yard grab on third-and-six in the first quarter. Extended the Titans' third scoring drive with a 19-yard catch on third-and-11 in the third stanza. Increased the Titans lead to 23-3 with a one-yard touchdown run on a jet sweep with 2:49 left to play in the third quarter.
- Against Seattle (9/24), started at tight end and snagged four receptions for 31 yards. Kept the Titans' second scoring drive alive with a seven-yard grab on third-and-three in the second quarter. Recovered the Seahawks' onside kick late in the fourth quarter.
- At Houston (10/1), started at tight end and tied for the team lead with three receptions for a team-best 51 receiving yards. Set up the Titans' opening touchdown with a 21-yard reception in the second quarter. On a 21-yard reception, he reached the 5,000-yard career receiving mark. Became the 10th player in franchise history to reach 300 receptions with the Titans.
- At Miami (10/8), started at tight end and hauled in three receptions for 25 yards.
- Against Indianapolis (10/16), started at tight end and notched four receptions for 17 yards. Rushed once for minus-three yards.
- At Cleveland (10/22), started at tight end and led the team with seven catches and 63 receiving yards. With his first reception of the game, he moved into sole possession of ninth place on the team's all-time receptions list, passing former Titans wide receiver Nate Washington (307). Extended the Titans' second scoring drive with a seven-yard reception on third-and-five in the second quarter.
- Against Baltimore (11/5), played as a reserve at tight end and led the team with five receptions and 71 receiving yards. Helped set up the Titans' game-winning touchdown with a 25-yard reception over the middle in the

fourth quarter.

- Against Cincinnati (11/12), started at tight end and led the team with six catches and 63 receiving yards. Extended the Titans' opening touchdown drive with a six-yard catch on third-and-four in the first quarter. On his fourth catch of the day, recorded his 323rd reception as a member of the Titans, passing former Oilers wide receiver Curtis Duncan (322) for eighth place on the franchise's all-time receptions list.
- At Pittsburgh (11/16), started at tight end and led the team with six receptions for 92 yards. Kickstarted the Titans' third-quarter scoring drive with a 42-yard catch over the middle.
- At Indianapolis (11/26), played as a reserve at tight end and tied for the team lead with four receptions for a team-high 63 receiving yards and a touchdown. On his first reception of the game, a 14-yarder, became the sixth player in franchise history to record 50 receptions in at least five different seasons and only the fifth to do so in five consecutive seasons. Set up the Titans' second field goal with a 37-yard reception in the first quarter. Cut the Colts' lead to 16-13 with a two-yard touchdown grab late in the third quarter.
- Against Houston (12/3), started at tight end and led the team with five receptions and 63 receiving yards with a touchdown. Extended the Titans' second touchdown drive with a 18-yard catch along the sideline on third-and-eight in the third stanza. Gave the Titans a 17-10 lead with a 24-yard touchdown grab late in the third quarter. Recorded his 25th touchdown reception in a Titans uniform and in doing so, he tied former Titans wide receiver Drew Bennett (25) for the 10th place on the franchise's all-time list for career touchdown receptions. Extended his streak to 79 consecutive individual games with at least one reception, dating back to his final seven games with the San Francisco 49ers in 2012. It was also his 72nd game as a member of the Titans with at least one catch and put him ahead of former wide receiver Nate Washington (71 consecutive games) for the fifth-longest such streak in franchise history.
- At Arizona (12/10), started at tight end and led the team with five receptions for 42 yards. On an 11-yard catch in the first quarter, passed former Titans wide receiver Drew Bennett (4,033 career receiving yards) for ninth place on the team's all-time receiving yards list.
- At San Francisco (12/17), started at tight end and hauled in five receptions for 37 yards with a touchdown. Cut the 49ers' lead to 16-10 with a four-yard touchdown catch in the back of the end zone with 29 seconds left to play in the first half. It also was his 26th touchdown catch as a member of the Titans, which surpassed former wide receiver Drew Bennett's career total (25) for 10th place on the franchise's all-time touchdown receptions list.
- Against Los Angeles Rams (12/24), played as a reserve at tight end and grabbed three passes for 33 yards.
- Against Jacksonville (12/31), played as a reserve at tight end in his 175th career regular season game and tied for the team lead with three catches for 19 yards.
- At Kansas City (1/6), started at tight end and led the team with six catches for 74 yards. Kept the Titans' second touchdown drive alive with a 14-yard catch on third-and-10 on the final play of the third quarter. Converted a critical third down with a nine-yard grab on third-and-three during the Titans' game-winning touchdown drive in the fourth quarter.
- At New England (1/13), started at tight end and registered three catches for 49 yards. Kickstarted the Titans' first touchdown drive with a 36-yard catch over the middle in the first quarter.

2016 (15/9 - Tennessee): Named to the Pro Bowl. Played in 15 games with nine starts at tight end. Tied for the team lead with 65 receptions and finished second on the squad with 800 receiving yards. Ranked second on the club with a career-high seven receiving touchdowns. Was inactive in one game. Has four career 100-yard receiving performances, including one in 2016 (vs. GB). Led the team in receiving yards five times in 2016 (at DET, at MIA, vs. IND, vs. GB, vs. DEN). Led or tied for the team lead in receptions six times in 2016 (at MIA, vs. IND, vs. JAX, vs. GB, vs. DEN, at KC).

- At Detroit (9/18), saw significant action as a reserve at tight end and led the team with 83 receiving yards on six catches including a touchdown. Hauled in a 32-yard catch over the middle in the first quarter. Cut the Lions' lead to 15-10 with a 30-yard touchdown grab on the first play of the fourth quarter. With the touchdown reception, his 17th as a member of the Titans, he tied Dave Casper for fourth place on the franchise's touchdown receptions list among tight ends.
- At Houston (10/2), started at tight end and grabbed two receptions for 34 yards. Set up the Titans' first field goal with his 350th career reception, a 24-yard catch to the Texans' 35-yard line in the first quarter.
- At Miami (10/9), played as a reserve at tight end and tied for the team

lead with five catches for a team-best 66 receiving yards with a touchdown. Kickstarted the Titans' first touchdown drive with a 29-yard reception over the middle in the first quarter. Gave the Titans a 21-14 halftime lead with a 20-yard touchdown reception with 47 seconds remaining in the first half. It marked his 18th touchdown in a Titans uniform, which moved him past Dave Casper (17) for fourth in franchise history among tight ends.

- Against Indianapolis (10/23), started at tight end in his 150th career regular season game and led the team with seven receptions and 84 receiving yards with a touchdown. Extended the Titans' opening touchdown drive with a 14-yard grab on third-and-three in the first quarter. Set up the Titans' second touchdown by drawing a 27-yard pass interference penalty at the Colts' two-yard line late in the second quarter. Evened the score at 20-20 with a seven-yard touchdown catch on third-and-seven with 12:39 left to play in the fourth quarter. Converted a third-and-six with a leaping 26-yard reception during the Titans' final scoring drive in the fourth quarter.
- Against Jacksonville (10/27), started at tight end and tied for the team lead with four receptions for 75 yards.
- At San Diego (11/6), started at tight end and snared five receptions for 42 yards with a touchdown. Kickstarted the Titans' first touchdown drive with a 20-yard catch down the left sideline in the second quarter. Cut the Chargers' lead to 33-28 with an eight-yard touchdown grab with 9:51 left to play in the fourth quarter.
- Against Green Bay (11/13), played as a reserve at tight end and led the team with nine receptions for 124 yards with a touchdown. Set up the Titans' second touchdown with a 41-yard catch-and-run down the right sideline in the first quarter. Gave the Titans a 14-0 lead by hauling in a 10-yard touchdown pass from DeMarco Murray on a halfback pass with 6:58 remaining in the first quarter. Converted a pair of third downs during the Titans' third touchdown drive: a 14-yard reception on third-and-seven and a 19-yard catch on third-and-three.
- At Chicago (11/27), saw significant action as a reserve at tight end and snagged three receptions for 50 yards with a touchdown. Set up the Titans' opening touchdown with a 38-yard grab over the middle late in the opening stanza. Kept the Titans' initial touchdown drive alive with an eight-yard reception on third-and-six in the first quarter. Gave the Titans a 14-7 lead with a four-yard touchdown grab on third-and-goal in the second quarter.
- At Kansas City (12/18), played as a reserve at tight end and led the team with six receptions for 55 yards. Converted a pair of third downs during the Titans' final touchdown drive: a 16-yard catch on third-and-five and a 14-yard reception on third-and-10 in the fourth quarter. Set up the Titans' game-winning field goal by hauling in a 15-yard reception on third-and-four late in the fourth quarter.
- At Jacksonville (12/24), started at tight end and hauled in three receptions for 23 yards with a touchdown. Set a new career high with his seventh touchdown reception on a 14-yard toss from Matt Cassel on third-and-eight with 8:42 left to play in the final quarter.

2015 (15/10 - Tennessee): Named to the Pro Bowl. Played in 15 games with 10 starts at tight end. Led the team, all NFL tight ends and ranked ninth in the NFL with a career-high 94 receptions. Led the team and ranked tied for 11th in the AFC with a career-best 1,088 receiving yards. Led the team and tied a career-high with six receiving touchdowns. Set the franchise record for tight ends with 94 catches and 1,088 receiving yards. Became the ninth tight end in NFL history to reach 90 receptions in a season, and those nine players have produced 17 total 90-catch seasons. Was inactive for one contest. His receiving yardage total of 1,978 yards from 2014-15 is the highest two-year total in franchise history by a tight end. Posted one of his three career 100-yard receiving performances (at JAX). Led or tied for the team lead in receptions 12 times in 2015 (vs. IND, vs. BUF, vs. MIA, vs. ATL, at HOU, at NO, at JAX, vs. OAK, vs. JAX, at NYJ, vs. HOU, at IND). Led the team in receiving yards nine times (vs. MIA, vs. ATL, at HOU, at NO, vs. CAR, at JAX, vs. OAK, at NYJ, at IND). Collected a career-high two receiving touchdowns at New Orleans (11/8/15) and at New England (12/20/15).

- At Tampa Bay (9/13), started at tight end and caught three passes for 43 yards with a touchdown before leaving the game in the third quarter with an injury. Extended the Titans' opening touchdown drive with a 22-yard grab on third-and-10 in the first quarter. Gave the Titans a 35-7 advantage with a one-yard touchdown catch on third-and-one with 48 seconds remaining in the first half.
- Against Indianapolis (9/27), started at tight end and tied for the team lead with seven receptions for 68 yards. In the second quarter, his first reception of the game (six yards) gave him his 250th career NFL reception. Extended the Titans' first touchdown drive with a 19-yard reception on third-and-13 in the second stanza. Walker passed the 3,000-yard receiving mark for his

career with the catch. Kept the Titans' final touchdown drive alive with a 13-yard catch on third-and-10 in the fourth quarter.

- Against Miami (10/18), led the team with eight receptions and 97 receiving yards.
- Against Atlanta (10/25), started at tight end and led the team with seven catches and 55 receiving yards. With an eight-yard reception in the third quarter, became the fifth tight end in franchise history to reach 150 catches with the club.
- At Houston (11/1), played as a reserve at tight end and led the team with six receptions and 62 receiving yards. Extended the Titans' opening scoring drive with a six-yard reception on third-and-one in the first quarter.
- At New Orleans (11/8), played as a reserve at tight end and led the team with seven receptions, 95 receiving yards and two touchdowns. Cut the Saints' lead to 14-10 by hauling in a deflected pass from Marcus Mariota and racing 61 yards for a touchdown with a minute left to play in the opening stanza. Got open in the back of the end zone and hauled in a two-yard touchdown pass with 8:08 remaining in the second quarter. Snared a two-point conversion to even the score at 28-28 with 7:06 left to play in the fourth quarter.
- Against Carolina (11/15), started at tight end and led the team with 52 receiving yards on three receptions. Extended the Titans' first touchdown drive with a 21-yard catch on third-and-12 in the first quarter.
- At Jacksonville (11/19), started at tight end and led the team with eight receptions and 109 receiving yards.
- Against Oakland (11/29), started at tight end and led the team with six receptions and 91 receiving yards. Kickstarted the Titans' first touchdown drive with a 36-yard grab in the first quarter, which also was the 300th reception of his 10-year career.
- Against Jacksonville (12/6), led the team with eight catches for 92 yards with a touchdown. Extended the Titans' second touchdown drive with a 29-yard reception on third-and-seven in the second quarter. Increased the Titans' lead to 14-6 with a seven-yard touchdown catch on third-and-seven in the second stanza.
- At N.Y. Jets (12/13), started at tight end and led the team with seven receptions and 71 receiving yards. In the fourth quarter, recorded his fourth reception of the game and on the catch—his 71st of the season—he broke Frank Wycheck's franchise record for the most receptions in a season by a tight end.
- At New England (12/20), started at tight end and caught two passes for 64 yards with two touchdowns. Hauled in a seven-yard touchdown pass from Zach Mettenberger with 10:05 left to play in the third quarter. Collected his second touchdown of the afternoon with a 57-yard catch-and-run rumble down the right sideline with 6:52 left to play in the fourth quarter. On a 57-yard touchdown reception, broke his own franchise record for the most receiving yards in a season by a tight end.
- Against Houston (12/27), played as a reserve at tight end and led the team with nine catches for 59 yards. In the first quarter, caught his 200th reception as a member of the Titans.
- At Indianapolis (1/3), started at tight end and led the team with nine catches and 94 receiving yards. Rushed once for 36 yards. With a 13-yard catch in the first quarter, became the first tight end in franchise history to reach 1,000 receiving yards in a season. Extended the Titans' second touchdown drive with a 17-yard catch on third-and-seven in the second quarter. On the next play, took a handoff on a reverse and scampered for 36 yards down the right sideline in the second stanza. Extended the Titans' scoring drive in the third quarter with an 11-yard reception on third-and-one. Kept the Titans' fourth-quarter touchdown drive alive with a nine-yard catch on third-and-four.

2014 (15/14 - Tennessee): Played in 15 games with 14 starts at tight end and led the team with a career-high 63 receptions. Led the team and ranked second among AFC tight ends with a career-best 890 receiving yards, which is a franchise single-season record for tight ends. Ranked second on the team with four receiving touchdowns. Was inactive for one contest. Led or tied for the team lead in receptions five times in 2014 (vs. DAL, at IND, vs. HOU, at PHI, vs. IND). Led the team in receiving yards five times in 2014 (vs. DAL, at CIN, at IND, at PHI, vs. IND). Tied a career-high with 10 receptions against Dallas (9/14/14). Set a career-best with 155 receiving yards at Philadelphia (11/23/14). Posted two 100-yard receiving performances (vs. DAL, at PHI). With a 12-yard catch in the second quarter at Cincinnati (9/21/14), reached 200 career receptions.

- At Kansas City (9/7), hauled in three receptions for 37 yards with a touchdown. Gave the Titans a 7-3 lead with a leaping five-yard touchdown grab in the back of the end zone with 3:31 left to play in the second quarter.
- Against Dallas (9/14), led the team with a then-career-best 142 receiving

yards, while tying a career-high with a team-high 10 receptions and a touchdown. In addition to setting a then-career high, Walker's 142 receiving yards qualified as the third-highest total in franchise history by a tight end. Cut the Cowboys' lead to 16-10 with a career-long 61-yard touchdown catch-and-run on third-and-three with 7:45 remaining in the third quarter.

- At Cincinnati (9/21), led the team with 54 receiving yards on four catches. With a 12-yard catch in the second quarter, reached 200 career receptions.
- At Indianapolis (9/28), tied for the team lead with five receptions for a team-best 84 receiving yards and a touchdown. Kickstarted the Titans' first scoring drive with a 31-yard reception in the second quarter. Cut the Colts lead to 20-10 with an acrobatic seven-yard touchdown reception in the back of the end zone with 17 seconds left to play in the first half.
- Against Jacksonville (10/12), snared three receptions for 57 yards. Extended the Titans' first scoring drive with an 18-yard grab on third-and-one in the first stanza. Kickstarted the Titans' touchdown drive with a 37-yard grab in the second quarter.
- Against Houston (10/26), tied for the team lead with four receptions for 37 yards with a touchdown. Got the Titans in the end zone with a six-yard touchdown catch with 2:12 left to play in the third quarter.
- At Baltimore (11/9), hauled in three receptions for 37 yards before leaving the game in the second quarter with an injury. Converted two third downs with a 15-yard reception on third-and-nine and a 17-yard grab on third-and-seven during the opening drive of the game.
- Against Pittsburgh (11/17), was inactive.
- At Philadelphia (11/23), led the team with five receptions for a career-high 155 receiving yards which is the second-highest receiving yardage total by a tight end in franchise history. Set up the Titans second touchdown with a 68-yard catch-and-run reception in the second stanza. Extended the Titans' third scoring drive with a 21-yard reception on third-and-two in the second quarter. Kickstarted the Titans' final touchdown drive with a 27-yard catch down to the Eagles' 10-yard line in the final quarter.
- Against N.Y. Jets (12/14), collected four receptions for 93 yards and in the process set a new single-season franchise record for receiving yards by a tight end.
- Against Indianapolis (12/28), started at tight end and led the team with seven receptions and 43 receiving yards.

2013 (15/11 - Tennessee): Played in 15 games with 11 starts in his first season with the Titans and led the team with a career-high six receiving touchdowns. Ranked second on the team with a career-high 60 receptions and third on the squad with 571 receiving yards. Became just the second franchise tight end (Frank Wycheck) to amass 60 receptions in a season. Led the team in receptions once in 2013 (vs. IND). Led the team in receiving yards once in 2013 (vs. IND). Set career-highs with 10 receptions and 91 receiving yards against Indianapolis (11/14/13). Went over the 2,000-yard career receiving mark at Jacksonville (12/22/13).

- At Pittsburgh (9/8), made his Titans debut and caught three passes for 40 yards. Extended the Titans' second scoring drive with a 25-yard reception on third-and-15 in the third quarter. Drew a 24-yard pass interference penalty deep in Steelers' territory in the fourth quarter.
- At Houston (9/15), gave the Titans a 17-16 lead with a 10-yard touchdown pass from Jake Locker with 6:37 left to play in the fourth quarter.
- Against San Diego (9/22), made his first start in a Titans uniform and caught five passes for 49 yards. Helped block for Titans' rushers to gain 170 yards on the ground. Kickstarted the Titans' initial touchdown drive with a 17-yard grab in the second quarter.
- Against N.Y. Jets (9/29), got the Titans on the scoreboard with a one-yard touchdown reception on third-and-goal with 11:57 left to play in the first quarter.
- Against San Francisco (10/20), caught three passes for 52 yards with a touchdown. Snared a 26-yard touchdown pass with 3:17 left to play in the fourth quarter.
- Against Jacksonville (11/10), snared four receptions for 62 yards with a touchdown. Extended the Titans' final touchdown drive with a 33-yard grab on third-and-10 late in the fourth quarter. Got open in the end zone for a 14-yard touchdown with 40 seconds remaining in the game.
- Against Indianapolis (11/14), led the team with career-highs in receptions (10) and receiving yards (91), while adding a touchdown catch. Extended the Titans' initial touchdown drive with a 12-yard grab on third-and-one in the opening stanza. Kept the Titans' second touchdown drive alive with a 14-yard catch on third-and-seven in the first quarter. Converted a third-and-nine with an 18-yard reception during the Titans' scoring drive early in the final stanza. Got open and hauled in a 19-yard touchdown pass with 1:54 left to play in the game.

- At Indianapolis (12/1), snared one reception for five yards before leaving the game in the first quarter with an injury.
- Against Arizona (12/15), snared eight catches for 53 yards with a touchdown. Helped set up the Titans' first touchdown with a 22-yard reception to the Cardinals' 33-yard line in the first quarter. Made the score 17-13 with a one-yard touchdown catch on a play-action fake with 6:16 left to play in the third quarter.

2012 (16/4, 3/1 - San Francisco): Appeared in all 16 games with four starts and compiled 21 receptions. Set a single-season career-high with 344 receiving yards and tied a career best with three receiving touchdowns. Appeared in all three postseason contests with a start and posted five receptions for 85 yards. Tallied four special teams tackles in the postseason, tying for the team lead (Michael Wilhoite).

- Against Seattle (10/18), hauled in his first touchdown of the season and the sixth of his career on an 11-yard pass from Alex Smith.
- At New England (12/16), recorded two receptions for 34 yards and a touchdown from Colin Kaepernick. Walker also recovered the Patriots onside kick attempt late in the fourth quarter to seal the victory.
- At Seattle (12/23), caught an 18-yard touchdown pass from Colin Kaepernick in the fourth quarter, giving him three receiving touchdowns in 2012, tying a career high (3 - 2011). He finished the game with four receptions for 54 yards.
- Against Baltimore (2/3), led the team with three special teams tackles in Super Bowl XLVII.

2011 (15/7, 1/1 - San Francisco): Appeared in 15 games with seven starts and caught 19 passes for 198 yards with three touchdowns. Started the playoff contest and caught two passes for 36 yards, including a long reception of 29 yards.

- Against Seattle (9/11), led team with three special teams tackles.
- Against Dallas (9/18), hauled in a 29-yard touchdown pass to record his third career score and first since at Carolina (12/2/07).
- Against Tampa Bay (10/9), recorded his second touchdown of the season with a 26-yard touchdown catch on the 49ers opening drive, marking the first time in his career that he had multiple touchdowns in a season.
- At Detroit (10/16), caught a game-winning six-yard touchdown pass on fourth down with 1:51 left from Alex Smith for the 25-19 victory over the previously unbeaten Lions.
- Against N.Y. Giants (11/13), recovered the onside kick by David Akers in the second quarter. Tied his career high with six receptions for 69 yards.

2010 (14/8 - San Francisco): Saw action in 14 games with eight starts and tallied a career-best 29 receptions for 331 yards.

- Against Denver (10/31), registered a career-high 85 receiving yards on five receptions, including a 38-yard catch to the one-yard line to set up the 49ers first touchdown.
- Against St. Louis (11/14), hauled in four receptions for 80 yards, marking the first time he posted 80 receiving yards in back-to-back games.

2009 (16/8 - San Francisco): Played in all 16 games with eight starts and caught 21 passes for 233 yards. Carried the ball three times for 34 yards. Ranked tied for third on the team with a career-high 20 special teams tackles.

- Against Jacksonville (11/29), registered a season-high four receptions for 52 yards, including two catches for more than 20 yards.

2008 (15/2 - San Francisco): Played in 15 games with two starts and hauled in 10 catches for 155 yards and a touchdown.

- Against New England (10/5), started his first game of season and caught one pass for eight yards.
- Against Philadelphia (10/12), filled in at fullback when Zak Keasey (bicep) left the game in the second quarter.
- Against Seattle (10/26), hauled in a career-long 53-yard catch from J.T. O'Sullivan in the first quarter to set up the 49ers first score of game. Left the game in second quarter with an elbow injury and did not return.
- At Dallas (11/23), returned five kickoffs for 112 yards after kick returner Allen Rossum left game with an ankle injury.

2007 (16/10 - San Francisco): Saw action 16 games with 10 starts and posted 21 receptions for 174 yards and one touchdown. Also recovered two onside kicks on special teams.

- At Pittsburgh (9/23), made first start of season and caught three passes for 19 yards, while returning three kickoffs for 63 yds.
- At Carolina (12/2), recorded his first career touchdown on a 21-yard pass from Trent Dilfer.
- Against Minnesota (12/9), established then career-highs with six catches for 66 yards.

2006 (7/1 - San Francisco): Appeared in seven games as a rookie and registered two catches for 30 yards. Returned one kickoff for 25 yards. Injured shoulder early in training camp and missed first month of season.

- Against Oakland (10/8), played first career game and recorded his first NFL touch when he returned a kickoff 25 yds.
- At New Orleans (12/3), made first career start in a two-tight end set and saw extended playing time due to a knee injury suffered by Eric Johnson.

COLLEGE:

- Attended Central Missouri State, where he played 20 games and finished his college career tied with Anthony Simpson (1994-95) for eighth on school's career-record list with 113 receptions.
- Upon leaving UCM, his 1,347 receiving yards ranked 11th in school history, while his 965 yards on kickoff returns ranked seventh and 2,578 all-purpose yards ranked ninth.
- His two kickoff returns for touchdowns in 2004 tied a school season-record first set by Walter Rhome in 1971, and his three kickoff returns for scores tied CMSU's all-time record also held by Rhome (1969-72).
- Spent his first two seasons (2002-03) at Mt. San Antonio (Calif.) Community College and appeared in 19 games.
- Caught 199 total passes for 2,659 yds. and 23 touchdowns in 39 contests during his collegiate career.
- Majored in video production, with a minor in criminal justice at Central Missouri.

PERSONAL:

- Has a son, Delanie Jr., and a daughter, Erra Paris.
- Attended Pomona (Calif.) High School, where he was a first-team All-

Region selection by *The Los Angeles Times*, adding all-division and All-San Gabriel Valley honors as a senior.

- Twice chosen Miramonte League Offensive Player of the Year and was selected as the 2001 Pomona Red Devil of the Year.
- Follow Walker on Twitter and Instagram at @delaniewalker82.
- Born Delanie Walker on Aug. 12, 1984 in Pomona, Calif.

DELANIE WALKER'S GAME-BY-GAME

2006 San Francisco 49ers

| Date | Opp. | W/L | P/S | RECEIVING | | | | | TD |
|---------|------|-----|-----|-----------|-----|-----|------|----|----|
| | | | | No | Yds | Avg | Lg | | |
| Sept 10 | @ | Ari | L | IA | | | | | |
| Sept 17 | | StL | W | IA | | | | | |
| Sept 24 | | Phi | L | IA | | | | | |
| Oct 1 | @ | KC | L | DNP | | | | | |
| Oct 8 | | Oak | W | p | 0 | 0 | 0.0 | 0 | 0 |
| Oct 15 | | SD | L | p | 0 | 0 | 0.0 | 0 | 0 |
| Oct 29 | @ | Chi | L | p | 0 | 0 | 0.0 | 0 | 0 |
| Nov 5 | | Min | W | p | 0 | 0 | 0.0 | 0 | 0 |
| Nov 12 | @ | Det | W | p | 0 | 0 | 0.0 | 0 | 0 |
| Nov 19 | | Sea | W | IA | | | | | |
| Nov 26 | @ | StL | L | IA | | | | | |
| Dec 3 | @ | NO | L | S | 0 | 0 | 0.0 | 0 | 0 |
| Dec 10 | | GB | L | p | 2 | 30 | 15.0 | 29 | 0 |
| Dec 14 | @ | Sea | W | DNP | | | | | |
| Dec 24 | | Ari | L | IA | | | | | |
| Dec 31 | @ | Den | W | IA | | | | | |
| Totals | | 7-9 | 7/1 | | 2 | 30 | 15.0 | 29 | 0 |

2007 San Francisco 49ers

| Date | Opp. | W/L | P/S | RECEIVING | | | | | TD |
|---------|------|------|-------|-----------|-----|-----|------|----|----|
| | | | | No | Yds | Avg | Lg | | |
| Sept 10 | | Ari | W | p | 0 | 0 | 0.0 | 0 | 0 |
| Sept 16 | @ | StL | W | p | 0 | 0 | 0.0 | 0 | 0 |
| Sept 23 | @ | Pit | L | S | 3 | 19 | 6.3 | 13 | 0 |
| Sept 30 | | Sea | L | S | 1 | 7 | 7.0 | 7 | 0 |
| Oct 7 | | Bal | L | S | 0 | 0 | 0.0 | 0 | 0 |
| Oct 21 | @ | NYG | L | S | 1 | 4 | 4.0 | 4 | 0 |
| Oct 28 | | NO | L | S | 1 | 0 | 0.0 | 0 | 0 |
| Nov 4 | @ | Atl | L | p | 0 | 0 | 0.0 | 0 | 0 |
| Nov 12 | @ | Sea | L | p | 1 | 2 | 2.0 | 2 | 0 |
| Nov 18 | | StL | L | S | 0 | 0 | 0.0 | 0 | 0 |
| Nov 25 | @ | Ari | W | S | 1 | 5 | 5.0 | 5 | 0 |
| Dec 2 | @ | Car | L | p | 1 | 21 | 21.0 | 21 | 1 |
| Dec 9 | | Min | L | S | 6 | 66 | 10.8 | 26 | 0 |
| Dec 15 | | Cin | W | S | 2 | 13 | 6.5 | 7 | 0 |
| Dec 23 | | TB | W | p | 2 | 23 | 11.5 | 14 | 0 |
| Dec 30 | @ | Cle | L | S | 2 | 14 | 7.0 | 10 | 0 |
| Totals | | 5-11 | 16/10 | | 21 | 174 | 8.3 | 26 | 1 |

2008 San Francisco 49ers

| Date | Opp. | W/L | P/S | RECEIVING | | | | | TD |
|---------|------|-----|------|-----------|-----|-----|------|-----|----|
| | | | | No | Yds | Avg | Lg | | |
| Sept 7 | | Ari | W | p | 0 | 0 | 0.0 | 0 | 0 |
| Sept 14 | @ | Sea | W | p | 3 | 44 | 14.7 | 24t | 1 |
| Sept 21 | | Det | L | p | 1 | 21 | 21.0 | 21 | 0 |
| Sept 28 | @ | NO | L | p | 1 | 8 | 8.0 | 8 | 0 |
| Oct 5 | | NE | L | S | 0 | 0 | 0.0 | 0 | 0 |
| Oct 12 | | Phi | L | S | 0 | 0 | 0.0 | 0 | 0 |
| Oct 19 | @ | NYG | L | p | 2 | 53 | 26.5 | 53 | 0 |
| Oct 26 | | Sea | L | p | 1 | 4 | 4.0 | 4 | 0 |
| Nov 10 | @ | Ari | W | IA | | | | | |
| Nov 16 | | StL | L | p | 0 | 0 | 0.0 | 0 | 0 |
| Nov 24 | @ | Dal | W | p | 0 | 0 | 0.0 | 0 | 0 |
| Nov 31 | @ | Buf | W | p | 1 | 15 | 15.0 | 15 | 0 |
| Dec 7 | | NYJ | L | p | 1 | 10 | 10.0 | 10 | 0 |
| Dec 14 | @ | Mia | W | p | 0 | 0 | 0.0 | 0 | 0 |
| Dec 21 | @ | StL | W | p | 0 | 0 | 0.0 | 0 | 0 |
| Dec 28 | | Was | W | p | 0 | 0 | 0.0 | 0 | 0 |
| Totals | | 8-8 | 15/2 | | 10 | 155 | 15.5 | 53 | 1 |

2009 San Francisco 49ers

| Date | Opp. | W/L | P/S | RECEIVING | | | | | TD |
|---------|------|-----|-----|-----------|-----|-----|------|----|----|
| | | | | No | Yds | Avg | Lg | | |
| Sept 13 | @ | Ari | W | p | 1 | 17 | 0.0 | 0 | 0 |
| Sept 20 | | Sea | W | p | 0 | 0 | 0.0 | 0 | 0 |
| Sept 27 | @ | Min | L | p | 0 | 0 | 0.0 | 0 | 0 |
| Oct 4 | | StL | W | S | 1 | 10 | 10.0 | 10 | 0 |
| Oct 11 | | Atl | L | S | 1 | 39 | 39.0 | 39 | 0 |
| Oct 25 | @ | Hou | L | p | 1 | 2 | 2.0 | 2 | 0 |
| Nov 1 | @ | Ind | L | S | 0 | 0 | 0.0 | 0 | 0 |
| Nov 8 | | Ten | L | S | 1 | 13 | 13.0 | 13 | 0 |
| Nov 12 | | Chi | W | p | 0 | 0 | 0.0 | 0 | 0 |
| Nov 22 | @ | GB | L | p | 0 | 0 | 0.0 | 0 | 0 |

| | | | | | | | | | |
|--------|---|-----|------|---|----|-----|------|----|---|
| Nov 29 | | Jax | W | S | 4 | 52 | 0.0 | 22 | 0 |
| Dec 6 | @ | Sea | L | S | 3 | 28 | 9.3 | 18 | 0 |
| Dec 14 | | Ari | W | S | 1 | 2 | 2.0 | 2 | 0 |
| Dec 20 | @ | Phi | L | S | 3 | 28 | 9.3 | 13 | 0 |
| Dec 27 | | Det | W | p | 3 | 36 | 12.0 | 22 | 0 |
| Jan 3 | @ | StL | W | p | 2 | 6 | 3.0 | 5 | 0 |
| Totals | | 8-8 | 16/8 | | 21 | 233 | 11.1 | 39 | 0 |

2010 San Francisco 49ers

| Date | Opp. | W/L | P/S | RECEIVING | | | | | TD |
|---------|------|------|------|-----------|-----|-----|------|----|----|
| | | | | No | Yds | Avg | Lg | | |
| Sept 12 | @ | Sea | L | S | 3 | 27 | 9.0 | 14 | 0 |
| Sept 20 | | NO | L | p | 2 | 26 | 13.0 | 22 | 0 |
| Sept 26 | @ | KC | L | p | 1 | 6 | 6.0 | 6 | 0 |
| Oct 3 | @ | Atl | L | p | 1 | 6 | 6.0 | 6 | 0 |
| Oct 10 | | Phi | L | IA | | | | | |
| Oct 17 | | Oak | W | IA | | | | | |
| Oct 24 | @ | Car | L | p | 0 | 0 | 0.0 | 0 | 0 |
| Oct 31 | | Den | W | S | 5 | 85 | 17.0 | 38 | 0 |
| Nov 14 | | StL | W | S | 4 | 80 | 20.0 | 36 | 0 |
| Nov 21 | | TB | L | p | 3 | 27 | 9.0 | 14 | 0 |
| Nov 29 | @ | Ari | W | S | 0 | 0 | 0.0 | 0 | 0 |
| Dec 5 | @ | GB | L | S | 2 | 19 | 9.5 | 15 | 0 |
| Dec 12 | | Sea | W | S | 1 | 7 | 7.0 | 7 | 0 |
| Dec 16 | @ | SD | L | p | 3 | 14 | 4.7 | 6 | 0 |
| Dec 26 | @ | StL | L | S | 3 | 17 | 5.7 | 7 | 0 |
| Jan 2 | | Ari | W | S | 1 | 17 | 17.0 | 17 | 0 |
| Totals | | 6-10 | 14/8 | | 29 | 331 | 11.4 | 38 | 0 |

2011 San Francisco 49ers

| Date | Opp. | W/L | P/S | RECEIVING | | | | | TD |
|----------|------|-----|------|-----------|-----|-----|------|-----|----|
| | | | | No | Yds | Avg | Lg | | |
| Sept 11 | | Sea | W | S | 1 | -1 | -1.0 | -1 | 0 |
| Sept 18 | | Dal | L | p | 2 | 38 | 19.0 | 29t | 1 |
| Sept 25 | @ | Cin | W | p | 1 | 9 | 9.0 | 9 | 0 |
| Oct 2 | @ | Phi | W | p | 3 | 20 | 6.7 | 11 | 0 |
| Oct 9 | | TB | W | S | 2 | 37 | 18.5 | 26t | 1 |
| Oct 16 | @ | Det | W | p | 2 | 11 | 5.5 | 6t | 1 |
| Oct 30 | | Cle | W | p | 0 | 0 | 0.0 | 0 | 0 |
| Nov 6 | @ | Was | W | S | 2 | 15 | 7.5 | 10 | 0 |
| Nov 13 | | NYG | W | S | 6 | 69 | 11.5 | 19 | 0 |
| Nov 20 | | Ari | W | p | 0 | 0 | 0.0 | 0 | 0 |
| Nov 24 | @ | Bal | L | S | 0 | 0 | 0.0 | 0 | 0 |
| Dec 4 | | StL | W | p | 0 | 0 | 0.0 | 0 | 0 |
| Dec 11 | @ | Ari | L | p | 0 | 0 | 0.0 | 0 | 0 |
| Dec 19 | | Pit | W | S | 0 | 0 | 0.0 | 0 | 0 |
| Dec 24 | @ | Sea | W | S | 0 | 0 | 0.0 | 0 | 0 |
| Jan 1 | @ | StL | W | IA | | | | | |
| Totals | | | 15/7 | | 19 | 198 | 10.4 | 29t | 3 |
| Playoffs | | | | | | | | | |
| Jan 14 | | NO | W | IA | | | | | |
| Jan 22 | | NYG | L | S | 2 | 36 | 18.0 | 29 | 0 |
| Totals | | | 1/1 | | 2 | 36 | 18.0 | 29 | 0 |

2012 San Francisco 49ers

| Date | Opp. | W/L | P/S | RECEIVING | | | | | TD |
|---------|------|--------|------|-----------|-----|-----|------|-----|----|
| | | | | No | Yds | Avg | Lg | | |
| Sept 9 | @ | GB | W | p | 0 | 0 | 0.0 | 0 | 0 |
| Sept 16 | | Det | W | p | 1 | 7 | 7.0 | 7 | 0 |
| Sept 23 | @ | Min | L | p | 1 | 1 | 1.0 | 1 | 0 |
| Sept 30 | @ | NYJ | W | S | 2 | 31 | 15.5 | 25 | 0 |
| Oct 7 | | Buf | W | p | 0 | 0 | 0.0 | 0 | 0 |
| Oct 14 | | NYG | L | p | 0 | 0 | 0.0 | 0 | 0 |
| Oct 18 | | Sea | W | S | 1 | 12 | 12.0 | 12 | 1 |
| Oct 29 | @ | Ari | W | p | 2 | 38 | 19.0 | 23 | 0 |
| Nov 11 | | StL | T | p | 0 | 0 | 0.0 | 0 | 0 |
| Nov 19 | | Chi | W | p | 1 | 9 | 9.0 | 9 | 0 |
| Nov 25 | @ | NO | W | p | 3 | 81 | 27.0 | 45 | 0 |
| Dec 2 | @ | StL | L | p | 1 | 7 | 7.0 | 7 | 0 |
| Dec 9 | | Mia | W | S | 1 | 20 | 20.0 | 20 | 0 |
| Dec 16 | @ | NE | W | p | 2 | 34 | 17.0 | 34t | 1 |
| Dec 23 | @ | Sea | L | p | 4 | 54 | 13.5 | 23 | 1 |
| Dec 30 | | Ari | W | S | 2 | 50 | 25.0 | 27 | 0 |
| Totals | | 11-4-1 | 16/4 | | 21 | 344 | 16.4 | 45 | 3 |

DELANIE WALKER'S GAME-BY-GAME CONT.

Playoffs

| | | | | | | | | | |
|---------------|---|-----|------------|------------|----------|-----------|-------------|-----------|----------|
| Jan 12 | | GB | W | p | 1 | 17 | 17.0 | 17 | 0 |
| Jan 20 | @ | Atl | W | p | 1 | 20 | 20.0 | 20 | 0 |
| Feb 3 | | Bal | L | S | 3 | 48 | 16.0 | 28 | 0 |
| Totals | | | 2-1 | 3/1 | 5 | 85 | 17.0 | 28 | 0 |

2013 Tennessee Titans

| RECEIVING | | | | | | | | | |
|---------------|-------|------------|--------------|-----------|------------|------------|-----------|----------|--|
| Date | Opp. | W/L | P/S | No | Yds | Avg | Lg | TD | |
| Sept 8 | @ Pit | W | p | 3 | 40 | 13.3 | 25 | 0 | |
| Sept 15 | @ Hou | L | p | 1 | 10 | 10.0 | 10t | 1 | |
| Sept 22 | SD | W | S | 5 | 49 | 9.8 | 17 | 0 | |
| Sept 29 | NYJ | W | p | 3 | 14 | 4.7 | 7 | 1 | |
| Oct 6 | KC | L | S | 4 | 43 | 10.8 | 15 | 0 | |
| Oct 13 | @ Sea | L | S | 4 | 29 | 7.3 | 11 | 0 | |
| Oct 20 | SF | L | S | 3 | 52 | 17.3 | 26t | 1 | |
| Nov 3 | @ StL | W | p | 2 | 13 | 6.5 | 8 | 0 | |
| Nov 10 | Jax | L | S | 4 | 62 | 15.5 | 33 | 1 | |
| Nov 14 | Ind | L | S | 10 | 91 | 9.1 | 19t | 1 | |
| Nov 24 | @ Oak | W | S | 5 | 46 | 9.2 | 14 | 0 | |
| Dec 1 | @ Ind | L | S | 1 | 5 | 5.0 | 5 | 0 | |
| Dec 8 | @ Den | L | IA | | | | | | |
| Dec 15 | Ari | L | S | 8 | 53 | 6.6 | 22 | 1 | |
| Dec 22 | @ Jax | W | S | 4 | 35 | 8.8 | 11 | 0 | |
| Dec 29 | Hou | W | S | 3 | 29 | 9.7 | 11 | 0 | |
| Totals | | 7-9 | 15/11 | 60 | 571 | 9.5 | 33 | 6 | |

2014 Tennessee Titans

| RECEIVING | | | | | | | | | |
|---------------|-------|-------------|--------------|-----------|------------|-------------|-----------|----------|--|
| Date | Opp. | W/L | P/S | No | Yds | Avg | Lg | TD | |
| Sept 7 | @ KC | W | S | 3 | 37 | 12.3 | 17 | 1 | |
| Sept 14 | Dal | L | S | 10 | 142 | 14.2 | 61t | 1 | |
| Sept 21 | @ Cin | L | S | 4 | 54 | 13.5 | 23 | 0 | |
| Sept 28 | @ Ind | L | S | 5 | 84 | 16.8 | 31 | 1 | |
| Oct 5 | Cle | L | S | 4 | 47 | 11.8 | 21 | 0 | |
| Oct 12 | Jax | W | S | 3 | 57 | 19.0 | 37 | 0 | |
| Oct 19 | @ Was | L | S | 2 | 17 | 8.5 | 12 | 0 | |
| Oct 26 | Hou | L | p | 4 | 37 | 9.3 | 15 | 1 | |
| Nov 9 | @ Bal | L | S | 3 | 37 | 12.3 | 17 | 0 | |
| Nov 17 | Pit | L | IA | | | | | | |
| Nov 23 | @ Phi | L | S | 5 | 155 | 31.0 | 68 | 0 | |
| Nov 30 | @ Hou | L | S | 1 | 6 | 6.0 | 6 | 0 | |
| Dec 7 | NYG | L | S | 4 | 27 | 6.8 | 12 | 0 | |
| Dec 14 | NYJ | L | S | 4 | 93 | 23.3 | 33 | 0 | |
| Dec 18 | @ Jax | L | S | 4 | 54 | 13.5 | 21 | 0 | |
| Dec 28 | Ind | L | S | 7 | 43 | 6.1 | 10 | 0 | |
| Totals | | 2-14 | 15/14 | 63 | 890 | 14.1 | 68 | 4 | |

2015 Tennessee Titans

| RECEIVING | | | | | | | | | |
|---------------|-------|-------------|--------------|-----------|--------------|-------------|------------|----------|--|
| Date | Opp. | W/L | P/S | No | Yds | Avg | Lg | TD | |
| Sept 13 | @ TB | W | S | 3 | 43 | 14.3 | 22 | 1 | |
| Sept 20 | @ Cle | L | IA | | | | | | |
| Sept 27 | Ind | L | S | 7 | 68 | 9.7 | 19 | 0 | |
| Oct 11 | Buf | L | S | 4 | 36 | 9.0 | 16 | 0 | |
| Oct 18 | Mia | L | p | 8 | 97 | 12.1 | 25 | 0 | |
| Oct 25 | Atl | L | S | 7 | 55 | 7.9 | 12 | 0 | |
| Nov 1 | @ Hou | L | p | 6 | 62 | 10.3 | 15 | 0 | |
| Nov 8 | @ NO | W | p | 7 | 95 | 13.6 | 61t | 2 | |
| Nov 15 | Car | L | S | 3 | 52 | 17.3 | 21 | 0 | |
| Nov 19 | @ Jax | L | S | 8 | 109 | 13.6 | 29 | 0 | |
| Nov 29 | Oak | L | S | 6 | 91 | 15.2 | 36 | 0 | |
| Dec 6 | Jax | W | p | 8 | 92 | 11.5 | 29 | 1 | |
| Dec 13 | @ NYJ | L | S | 7 | 71 | 10.1 | 16 | 0 | |
| Dec 20 | @ NE | L | S | 2 | 64 | 32.0 | 57t | 2 | |
| Dec 27 | Hou | L | p | 9 | 59 | 6.6 | 21 | 0 | |
| Jan 3 | @ Ind | L | S | 9 | 94 | 10.4 | 29 | 0 | |
| Totals | | 3-13 | 15/10 | 94 | 1,088 | 11.6 | 61t | 6 | |

2016 Tennessee Titans

| RECEIVING | | | | | | | | | |
|---------------|-------|------------|-------------|-----------|------------|-------------|-----------|----------|--|
| Date | Opp. | W/L | P/S | No | Yds | Avg | Lg | TD | |
| Sept 11 | Min | L | S | 3 | 42 | 14.0 | 26 | 0 | |
| Sept 18 | @ Det | W | p | 6 | 83 | 13.8 | 32 | 1 | |
| Sept 25 | Oak | L | IA | | | | | | |
| Oct 2 | @ Hou | L | S | 2 | 34 | 17.0 | 24 | 0 | |
| Oct 9 | @ Mia | W | p | 5 | 66 | 13.2 | 29 | 1 | |
| Oct 16 | Cle | W | S | 1 | 21 | 21.0 | 21 | 0 | |
| Oct 23 | Ind | L | S | 7 | 84 | 12.0 | 26 | 1 | |
| Oct 27 | Jax | W | S | 4 | 75 | 18.8 | 47 | 0 | |
| Nov 6 | @ SD | L | S | 5 | 42 | 8.4 | 20 | 1 | |
| Nov 13 | GB | W | p | 9 | 124 | 13.8 | 41 | 1 | |
| Nov 20 | @ Ind | L | S | 4 | 36 | 9.0 | 14 | 0 | |
| Nov 27 | @ Chi | W | p | 3 | 50 | 16.7 | 38 | 1 | |
| Dec 11 | Den | W | S | 2 | 30 | 15.0 | 23 | 0 | |
| Dec 18 | @ KC | W | p | 6 | 55 | 9.2 | 16 | 0 | |
| Dec 24 | @ Jax | L | S | 3 | 23 | 7.7 | 14t | 1 | |
| Jan 1 | Hou | W | p | 5 | 35 | 7.0 | 15 | 0 | |
| Totals | | 9-7 | 15/9 | 65 | 800 | 12.3 | 47 | 7 | |

2017 Tennessee Titans

| RECEIVING | | | | | | | | | |
|---------------|-------|------------|--------------|-----------|------------|-------------|-----------|----------|--|
| Date | Opp. | W/L | P/S | No | Yds | Avg | Lg | TD | |
| Sept 10 | Oak | L | S | 7 | 76 | 10.9 | 23 | 0 | |
| Sept 17 | @ Jax | W | p | 4 | 61 | 15.3 | 19 | 0 | |
| Sept 24 | Sea | W | S | 4 | 31 | 7.8 | 11 | 0 | |
| Oct 1 | @ Hou | L | S | 3 | 51 | 17.0 | 21 | 0 | |
| Oct 8 | @ Mia | L | S | 3 | 25 | 8.3 | 12 | 0 | |
| Oct 16 | Ind | W | S | 4 | 17 | 4.3 | 10 | 0 | |
| Oct 22 | @ Cle | W | S | 7 | 63 | 9.0 | 16 | 0 | |
| Nov 5 | Bal | W | p | 5 | 71 | 14.2 | 25 | 0 | |
| Nov 12 | Cin | W | S | 6 | 63 | 10.5 | 20 | 0 | |
| Nov 16 | @ Pit | L | S | 6 | 92 | 15.3 | 42 | 0 | |
| Nov 26 | @ Ind | W | p | 4 | 63 | 15.8 | 37 | 1 | |
| Dec 3 | Hou | W | S | 5 | 63 | 12.6 | 24t | 1 | |
| Dec 10 | @ Ari | L | S | 5 | 42 | 8.4 | 11 | 0 | |
| Dec 17 | @ SF | L | S | 5 | 37 | 7.4 | 13 | 1 | |
| Dec 24 | LAR | L | p | 3 | 33 | 11.0 | 15 | 0 | |
| Dec 31 | Jax | W | p | 3 | 19 | 6.3 | 9 | 0 | |
| Totals | | 9-7 | 16/11 | 74 | 807 | 10.9 | 42 | 3 | |

Playoffs

| | | | | | | | | | |
|---------------|------|------------|------------|----------|------------|-------------|-----------|----------|--|
| Jan 6 | @ KC | W | S | 6 | 74 | 12.3 | 22 | 0 | |
| Jan 13 | @ NE | L | S | 3 | 49 | 16.3 | 36 | 0 | |
| Totals | | 1-1 | 2/2 | 9 | 123 | 13.7 | 36 | 0 | |

DELANIE WALKER'S NFL STATISTICS

REGULAR SEASON

| Year | Team | GP | GS | RECEIVING | | | | | RUSHING | | | | |
|------------|---------------|-----|----|-----------|-------|------|-----|----|---------|-----|------|----|----|
| | | | | No | Yds | Avg | Lg | TD | Att | Yds | Avg | Lg | TD |
| 2006 | San Francisco | 7 | 1 | 2 | 30 | 15.0 | 29 | 0 | 0 | 0 | - | 0 | 0 |
| 2007 | San Francisco | 16 | 10 | 21 | 174 | 8.3 | 26 | 1 | 0 | 0 | - | 0 | 0 |
| 2008 | San Francisco | 15 | 2 | 10 | 155 | 15.5 | 53 | 1 | 2 | -13 | -6.5 | -3 | 0 |
| 2009 | San Francisco | 16 | 8 | 21 | 233 | 11.1 | 39 | 0 | 3 | 34 | 11.3 | 16 | 0 |
| 2010 | San Francisco | 14 | 8 | 29 | 331 | 11.4 | 38 | 0 | 3 | 18 | 6.0 | 10 | 0 |
| 2011 | San Francisco | 15 | 7 | 19 | 198 | 10.4 | 29t | 3 | 3 | 5 | 1.7 | 14 | 0 |
| 2012 | San Francisco | 16 | 4 | 21 | 344 | 16.4 | 45 | 3 | 0 | 0 | - | 0 | 0 |
| 2013 | Tennessee | 15 | 11 | 60 | 571 | 9.5 | 33 | 6 | 0 | 0 | - | 0 | 0 |
| 2014 | Tennessee | 15 | 14 | 63 | 890 | 14.1 | 68 | 4 | 0 | 0 | - | 0 | 0 |
| 2015 | Tennessee | 15 | 10 | 94 | 1,088 | 11.6 | 61t | 6 | 1 | 36 | 36.0 | 36 | 0 |
| 2016 | Tennessee | 15 | 9 | 65 | 800 | 12.3 | 47 | 7 | 2 | 11 | 5.5 | 8 | 0 |
| 2017 | Tennessee | 16 | 11 | 74 | 807 | 10.9 | 42 | 3 | 2 | -2 | -1.0 | 1t | 1 |
| NFL Totals | | 175 | 95 | 479 | 5,621 | 11.7 | 68 | 34 | 16 | 89 | 5.6 | 36 | 1 |

REGULAR SEASON

| REGULAR SEASON | | KICKOFF RETURNS | | | | | PUNT RETURNS | | | | | |
|----------------|---------------|-----------------|-----|------|----|----|--------------|----|-----|-----|----|----|
| Year | Team | No | Yds | Avg | Lg | TD | No | FC | Yds | Avg | Lg | TD |
| 2006 | San Francisco | 1 | 25 | 25.0 | 25 | 0 | 0 | 0 | 0 | - | - | 0 |
| 2007 | San Francisco | 3 | 63 | 21.0 | 30 | 0 | 0 | 0 | 0 | - | - | 0 |
| 2008 | San Francisco | 13 | 257 | 19.8 | 35 | 0 | 0 | 0 | 0 | - | - | 0 |
| 2009 | San Francisco | 5 | 85 | 17.0 | 25 | 0 | 0 | 0 | 0 | - | - | 0 |
| 2010 | San Francisco | 5 | 70 | 14.0 | 20 | 0 | 0 | 0 | 0 | - | - | 0 |
| 2012 | San Francisco | 4 | 28 | 7.0 | 18 | 0 | 0 | 0 | 0 | - | - | 0 |
| NFL Totals | | 31 | 528 | 17.0 | 35 | 0 | 0 | 0 | 0 | - | - | 0 |

PLAYOFFS

| Year | Team | GP | GS | RECEIVING | | | | | RUSHING | | | | |
|------------|---------------|----|----|-----------|-----|------|----|----|---------|-----|-----|----|----|
| | | | | No | Yds | Avg | Lg | TD | Att | Yds | Avg | Lg | TD |
| 2011 | San Francisco | 1 | 1 | 2 | 36 | 18.0 | 29 | 0 | 0 | 0 | - | 0 | 0 |
| 2012 | San Francisco | 3 | 1 | 5 | 85 | 17.0 | 28 | 0 | 0 | 0 | - | 0 | 0 |
| 2017 | Tennessee | 2 | 2 | 9 | 123 | 13.7 | 36 | 0 | 0 | 0 | - | 0 | 0 |
| NFL Totals | | 6 | 4 | 16 | 244 | 15.3 | 36 | 0 | 0 | 0 | - | 0 | 0 |

Single-Game Highs


Receptions - 10 (Twice, last vs. Dallas 9/14/14)
 Receiving Yards - 155 at Philadelphia (11/23/14)
 Long Reception - 68 at Philadelphia (11/23/14)
 Touchdowns - 2 (Twice, last at New England 12/20/15)
 Kickoff Returns - 5 at Dallas (11/23/08)
 Kickoff Return Yards - 112 at Dallas (11/23/08)
 Long Kickoff Return - 35 at Dallas (11/23/08)
 Rushes - **1 (16 times, last vs. Indianapolis 10/16/17)**
 Rushing Yards - 36 at Indianapolis (1/3/16)
 Long Rush - 36 at Indianapolis (1/3/16)
 Rushing Touchdowns - **1 at Jacksonville (9/17/17)**

Playoff Single-Game Highs

Receptions - **6 at Kansas City (1/6/18)**
 Receiving Yards - **74 at Kansas City (1/6/18)**
 Long Reception - **36 at New England (1/13/18)**

Additional Statistics

Special Teams Tackles - 2 (2007), 15 (2008), 20 (2009), 13 (2010), 8 (2011), 3 (2012)
 Misc. Tackles - 2 (2013), 1 (2014), 3 (2015), 1 (2016), **3 (2017)**
 Onside Kick Recoveries - 2 (2007), 1 (2011), 1 (2012)
 Fumble Recovery - 1 (2013), 3 (2014), 1 (2016)



52 AARON WALLACE

OUTSIDE LINEBACKER • 6'2" • 242 LBS • COLLEGE: UCLA

ACQUIRED: 7TH ROUND - 2016 • NFL EXPERIENCE (NFL/TITANS): 2/2

HOMETOWN: SAN DIEGO, CALIF.

GAMES PLAYED/GAMES STARTED: 12/0 (PLAYOFFS: 0/0)



PRO: The Titans selected Aaron Wallace in the seventh round of the 2016 NFL Draft, viewing the 6-foot-2-inch, 242-pound defender as a player with tremendous upside. As a rookie he logged 10 games and tallied one sack and five special teams stops. During Wallace's career at UCLA, he waited patiently for an opportunity to play regularly during his first three seasons and then became a mainstay for the Bruins as a senior. He led the team with seven sacks in his final year on campus. He is a versatile player, capable of lining up at multiple linebacker spots.

CAREER HIGHLIGHTS:

- As a rookie in 2016, appeared in 10 games and tallied 15 tackles, one sack and five quarterback pressures. Made his NFL debut at outside linebacker in Week 2 at Detroit (9/18).
- In 2015, his seven sacks and 12.5 tackles for loss led UCLA as a senior. He played in all 13 games and recorded eight starts.

TITANS TIDBITS:

- Wallace is one-quarter Chinese on his mother's side of the family. One of his "bucket list" items is to walk on the Great Wall of China.
- His father, Aaron Wallace Sr., was a three-time All-Southwest Conference selection at linebacker for Texas A&M (1986-89) and was selected in the second round of the 1990 NFL Draft by the Oakland Raiders. Aaron Sr. played eight seasons in the NFL, collecting 21 sacks in 102 career games.
- His mother, Sandra Broussard, is on the board of a foundation in San Diego called the Berry Good Food Foundation, which promotes nutritional education and organic food.
- He aspires to be a strength and conditioning coach following his playing career.

CAREER TRANSACTIONS:

- The San Diego, Calif., native was selected by the Titans in the seventh round (222nd overall) of the 2016 NFL Draft.

SEASON RECAPS:

2017 (2/0): Saw action as a reserve in two games and collected a quarterback pressure and two special teams tackles. Placed on injured reserve on Sept. 20, 2017. Tied for the team lead in special teams tackles once in 2017 (at JAX).

- Against Oakland (9/10), played as a reserve on special teams and saw limited snaps as a reserve outside linebacker.
- At Jacksonville (9/17), saw action as a reserve at outside linebacker and collected a quarterback pressure. Tied for the team lead with two special teams tackles on coverage units.

2016 (10/0): Played in 10 games as a reserve as a rookie and registered 15 tackles, a sack and five quarterback pressures. Collected five special teams tackles on coverage units. Was inactive for six games. Tied for the team lead in sacks once in 2016 (vs. DEN). Tied for the team lead in special teams tackles three times in 2016 (at HOU, at MIA, vs. DEN). Appeared in his first career NFL game at Detroit (9/18/16). Registered his first career sack against Denver (12/11/16).

- At Detroit (9/18), made his NFL debut as a reserve outside linebacker and posted three tackles. Combined with Rashad Johnson to stuff Theo Riddick for a one-yard loss on a rush off right tackle in the second quarter.
- At Houston (10/2), played as a reserve on special teams and recorded a tackle on coverage units.
- At Miami (10/9), tied for the team lead with one special teams tackle on coverage units.

- Against Jacksonville (10/27), played as a reserve at outside linebacker and posted a quarterback pressure.
- At Indianapolis (11/20), saw action as a reserve at outside linebacker and on special teams. Recorded a career-high four tackles on defense.
- At Chicago (11/27), played as a reserve at outside linebacker and registered a quarterback pressure. Notched a special teams tackle on coverage units.
- Against Denver (12/11), saw action as a reserve at outside linebacker and collected a tackle, his first career sack and three quarterback pressures. Tied for the team lead with a special teams stop. Registered his first career NFL sack by dropping Trevor Siemian for a nine-yard loss in the fourth quarter.
- At Kansas City (12/18), saw action as a reserve at outside linebacker and tallied a tackle. Notched a special teams tackle on coverage units.
- At Jacksonville (12/24), played as a reserve at outside linebacker and tied a career high with four tackles. Teamed with Wesley Woodyard to stonewall Chris Ivory for a two-yard loss on a rush off right end late in the first stanza.
- Against Houston (1/1), saw action as a reserve at outside linebacker and registered two tackles.

COLLEGE:

- During a four-year career at UCLA, he played in 49 games and recorded 12 starts. His career totals included 92 tackles, seven sacks, 12.5 tackles for loss and one pass defended.
- As a senior (2015), played 13 games for the third consecutive season and set a career high with eight starts. Led the team with 12.5 tackles for loss (ninth in the Pac-12) and seven sacks (tied for fourth in the conference). Ranked sixth on the team with 65 tackles, posting at least five tackles in seven contests. Posted at least 0.5 tackles for loss in each of the last seven games of the season. Earned All-Conference honorable mention from the league's coaches.
- As a junior (2014), appeared in all 13 games with one start. Recorded 19 tackles and 0.5 tackles for loss.
- As a sophomore (2013), appeared in 13 games and recorded three starts. Totaled five tackles.
- As a redshirt freshman (2012), saw action in 10 games as a reserve linebacker and on special teams. Recorded three tackles on the season and forced one fumble.
- As a freshman (2011), redshirted.
- Graduated from UCLA in December 2015 with a degree in sociology.

PERSONAL:

- Single, splits time between Nashville and San Diego, Calif.
- Attended Rancho Bernardo (San Diego, Calif.) High School, where he was rated No. 62 among all linebackers and No. 88 among California players by rivals.com. Ranked No. 34 among outside linebackers by scout.com. Earned PrepStar All-Region honors.
- Missed his entire senior high school season due to an ankle injury.
- As a junior in high school, produced 65 tackles.
- Also participated on high school baseball (outfielder) and track and field teams (triple jump, long jump).
- Follow Wallace on Instagram at @wallace51.
- List of favorites: (TV show) "It's Always Sunny in Philadelphia"; (movie) "The Pursuit of Happiness" and "Django Unchained"; (musician or band) Outkast; (childhood sports teams) San Antonio Spurs; (athlete as a child) Ken Griffey, Jr.; (food) sushi; and (guilty pleasure) any dessert.
- Born Aaron Jon Wallace, Jr. on July 8, 1993 in Los Angeles, Calif.

AARON WALLACE'S GAME-BY-GAME

2016 Tennessee Titans

| Date | Opp | W/L | P/S | Tot | Solo | Asst | Sk | - Yds | QBP | TFL | Int - | Yds | -TD | PD | FF | FR - | Yds | SpT |
|---------------|-------|-----|-----|------------|-------------|-----------|----------|----------|------------|------------|----------|----------|----------|----------|----------|----------|----------|----------|
| Sept 11 | Min | L | IA | | | | | | | | | | | | | | | |
| Sept 18 | @ Det | W | p | 3 | 2 | 1 | 0.0 | 0.0 | 0 | 0 | 0 | 0 | 0 | 0 | 0 | 0 | 0 | 0 |
| Sept 25 | Oak | L | IA | | | | | | | | | | | | | | | |
| Oct 2 | @ Hou | L | p | 0 | 0 | 0 | 0.0 | 0.0 | 0 | 0 | 0 | 0 | 0 | 0 | 0 | 0 | 0 | 1 |
| Oct 9 | @ Mia | W | p | 0 | 0 | 0 | 0.0 | 0.0 | 0 | 0 | 0 | 0 | 0 | 0 | 0 | 0 | 0 | 1 |
| Oct 16 | Cle | W | IA | | | | | | | | | | | | | | | |
| Oct 23 | Ind | L | IA | | | | | | | | | | | | | | | |
| Oct 27 | Jax | W | p | 0 | 0 | 0 | 0.0 | 0.0 | 1 | 0 | 0 | 0 | 0 | 0 | 0 | 0 | 0 | 0 |
| Nov 6 | @ SD | L | IA | | | | | | | | | | | | | | | |
| Nov 13 | GB | W | IA | | | | | | | | | | | | | | | |
| Nov 20 | @ Ind | L | p | 4 | 2 | 2 | 0.0 | 0.0 | 0 | 0 | 0 | 0 | 0 | 0 | 0 | 0 | 0 | 0 |
| Nov 27 | @ Chi | W | p | 0 | 0 | 0 | 0.0 | 0.0 | 1 | 0 | 0 | 0 | 0 | 0 | 0 | 0 | 0 | 1 |
| Dec 11 | Den | W | p | 1 | 1 | 0 | 1.0 | 9.0 | 3 | 0 | 0 | 0 | 0 | 0 | 0 | 0 | 0 | 1 |
| Dec 18 | @ KC | W | p | 1 | 1 | 0 | 0.0 | 0.0 | 0 | 0 | 0 | 0 | 0 | 0 | 0 | 0 | 0 | 1 |
| Dec 24 | @ Jax | L | p | 4 | 3 | 1 | 0.0 | 0.0 | 0 | 0 | 0 | 0 | 0 | 0 | 0 | 0 | 0 | 0 |
| Jan 1 | Hou | W | p | 2 | 0 | 2 | 0.0 | 0.0 | 0 | 0 | 0 | 0 | 0 | 0 | 0 | 0 | 0 | 0 |
| Totals | | | | 9-7 | 10/0 | 15 | 9 | 6 | 1.0 | 9.0 | 5 | 0 | 0 | 0 | 0 | 0 | 0 | 5 |

2017 Tennessee Titans

| Date | Opp | W/L | P/S | Tot | Solo | Asst | Sk | - Yds | QBP | TFL | Int - | Yds | -TD | PD | FF | FR - | Yds | SpT |
|---------------|-------|-----|-----|------------|------------|----------|----------|----------|------------|------------|----------|----------|----------|----------|----------|----------|----------|----------|
| Sept 10 | Oak | L | p | 0 | 0 | 0 | 0.0 | 0.0 | 0 | 0 | 0 | 0 | 0 | 0 | 0 | 0 | 0 | 0 |
| Sept 17 | @ Jax | W | p | 0 | 0 | 0 | 0.0 | 0.0 | 1 | 0 | 0 | 0 | 0 | 0 | 0 | 0 | 0 | 2 |
| Sept 24 | Sea | | | | | | | | | | | | | | | | | |
| Oct 1 | @ Hou | | | | | | | | | | | | | | | | | |
| Oct 8 | @ Mia | | | | | | | | | | | | | | | | | |
| Oct 16 | Ind | | | | | | | | | | | | | | | | | |
| Oct 22 | @ Cle | | | | | | | | | | | | | | | | | |
| Nov 5 | Bal | | | | | | | | | | | | | | | | | |
| Nov 12 | Cin | | | | | | | | | | | | | | | | | |
| Nov 16 | @ Pit | | | | | | | | | | | | | | | | | |
| Nov 26 | @ Ind | | | | | | | | | | | | | | | | | |
| Dec 3 | Hou | | | | | | | | | | | | | | | | | |
| Dec 10 | @ Ari | | | | | | | | | | | | | | | | | |
| Dec 17 | @ SF | | | | | | | | | | | | | | | | | |
| Dec 24 | LAR | | | | | | | | | | | | | | | | | |
| Dec 31 | Jax | | | | | | | | | | | | | | | | | |
| Totals | | | | 1-1 | 2/0 | 0 | 0 | 0 | 0.0 | 0.0 | 1 | 0 | 0 | 0 | 0 | 0 | 0 | 2 |

Placed on injured reserve on Sept. 20, 2017

AARON WALLACE'S NFL STATISTICS

REGULAR SEASON

| RECENT SEASON | | TACKLES | | | | | | | | | | INTERCEPTIONS | | | | | FUMBLES | | | |
|---------------|-----------|---------|----|-----|------|------|-----|-----|-----|-----|----|---------------|----|----|----|----|---------|-----|-----|--|
| Year | Team | GP | GS | Tot | Solo | Asst | Sk | Yds | QBP | TFL | No | Yds | Lg | TD | PD | FF | FR | Yds | SpT | |
| 2016 | Tennessee | 10 | 0 | 15 | 9 | 6 | 1.0 | 9.0 | 5 | 0 | 0 | 0 | 0 | 0 | 0 | 0 | 0 | 0 | 5 | |
| 2017 | Tennessee | 2 | 0 | 0 | 0 | 0 | 0.0 | 0.0 | 1 | 0 | 0 | 0 | 0 | 0 | 0 | 0 | 0 | 0 | 2 | |
| NFL Totals | | 12 | 0 | 15 | 9 | 6 | 1.0 | 9.0 | 6 | 0 | 0 | 0 | 0 | 0 | 0 | 0 | 0 | 0 | 7 | |


Single-Game Highs

Tackles - 4 (Twice, last at Jacksonville 12/24/16)

Sacks - 1 vs. Denver (12/11/16)

Quarterback Pressures - 3 vs. Denver (12/11/16)

Special Teams Tackles - **2 at Jacksonville (9/17/17)**



3 BRANDON WEEDEN

QUARTERBACK • 6'3" • 230 LBS • COLLEGE: OKLAHOMA STATE
ACQUIRED: FREE AGENT - 2017 • NFL EXPERIENCE (NFL/TITANS): 6/1
HOMETOWN: OKLAHOMA CITY, OKLA.
GAMES PLAYED/GAMES STARTED: 34/25 (PLAYOFFS: 0/0)



PRO: The Titans signed Brandon Weeden on Oct. 4, 2017 to provide veteran insurance after starter Marcus Mariota suffered an injury at Houston (10/1/17). Weeden spent five previous NFL seasons with Cleveland Browns, Dallas Cowboys and Houston Texans. His career totals prior to arriving in Tennessee included 6,462 passing yards, 31 touchdown passes, 30 interceptions and a passer rating of 76.0. A former 2012 first-round pick, Weeden started 25 career NFL games in his first five NFL seasons.

CAREER HIGHLIGHTS:

- In 2015, appeared in four games with three starts for the Dallas Cowboys and completed 71 of 98 passes for 738 yards with two touchdowns and two interceptions. Later that season, played in two games with one start for the Houston Texans and connected on 26 of 42 passes for 305 yards with three touchdowns and two interceptions.
- Played in five games with one start for the Cowboys in 2014 and completed 24 of 41 passes for 303 yards with three touchdowns and two interceptions.
- As a rookie with the Cleveland Browns in 2012, started 15 games and threw for 3,385 yards, a Browns rookie record, and 14 touchdowns.

TITANS TIDBITS:

- Weeden was a star pitcher in high school and was the first player chosen by the New York Yankees (second round, 71st overall) in the 2002 MLB Draft. He was traded to the Los Angeles Dodgers after the 2003 season and then selected in the Rule 5 Draft by the Kansas City Royals. He played his last season of professional baseball in 2006 with the Class-A High Desert Mavericks of the California League.

CAREER TRANSACTIONS:

- The Oklahoma City, Okla., native was originally selected by the Cleveland Browns in the first round (22nd overall) of the 2012 NFL Draft.
- Waived by the Browns on March 12, 2014.
- Signed by the Dallas Cowboys as a free agent on March 17, 2014.
- Waived by the Cowboys on Nov. 17, 2015.
- Claimed off waivers by the Houston Texans on Nov. 19, 2015.
- Re-signed with the Texans as an unrestricted free agent on April 1, 2016.
- Released by the Texans on Sept. 2, 2017.
- Signed by the Titans as a free agent on Oct. 4, 2017.

SEASON RECAPS:

2017 (0/0, 0/0 - Tennessee): Did not play in three games and was inactive for the final nine regular season contests. Was inactive for both postseason games.

- At Miami (10/8), did not play as the backup quarterback.
- Against Indianapolis (10/16), did not play.
- At Cleveland (10/22), did not play.
- Against Baltimore (11/5), was inactive.
- Against Cincinnati (11/12), was inactive.
- At Pittsburgh (11/16), was inactive.
- At Indianapolis (11/26), was inactive.
- Against Houston (12/3), was inactive.
- At Arizona (12/10), was inactive.
- At San Francisco (12/17), was inactive.
- Against Los Angeles Rams (12/24), was inactive.
- Against Jacksonville (12/31), was inactive.
- At Kansas City (1/6), was inactive.
- At New England (1/13), was inactive.

2016 (0/0, 0/0 - Houston): Was inactive for Weeks 1-12, Weeks 15-17 and

the AFC Divisional round at New England (1/14/17). Did not play in Week 13-14 and the AFC Wild Card round against Oakland (1/17/17).

2015 (4/3 - Dallas; 2/1, 0/0 - Houston): Started in Weeks 3-5 for the Dallas Cowboys after Tony Romo was placed on injured reserve/designated to return. Appeared in four games with three starts for the Cowboys and completed 71 of 98 passes for 738 yards with two touchdowns and two interceptions. Did not play in five games for the Cowboys. Released by Dallas on Nov. 17 and claimed off waivers by the Houston Texans on Nov. 19. Played in two games with one start for the Texans and connected on 26 of 42 passes for 305 yards with three touchdowns and two interceptions. Was inactive for three games and did not play in another contest for Houston.

- At Philadelphia (9/20), entered the game for the Cowboys in Week 2 and completed seven of seven passes for 73 yards, and a touchdown for a passer 149.7 rating.
- Against Atlanta (9/27), started at quarterback for the Cowboys and completed 22 of 26 passes for 232 yards and an interception.
- At New Orleans (10/4), started at quarterback for the Cowboys and connected on 16 for 26 for 246 yards and a touchdown for a 105.6 passer rating.
- Against New England (10/11), started for the Cowboys and completed 26 for 39 for 187 yards and an interception.
- At Indianapolis (12/20), entered the game after T.J. Yates exited due to injury in the second quarter and completed 11 of 18 passes for 105 yards, one touchdown and a 95.8 passer rating. Threw an eight-yard touchdown pass to Jaelen Strong in the fourth quarter.
- At Tennessee (12/27), started for the Texans and completed 15 of 24 passes for 200 yards, two touchdowns, no interceptions and a 116.7 passer rating, which was the highest passer rating he'd recorded in a game in which he started. Became the first player in franchise history with two passing touchdowns and one rushing touchdown in a game. Scored his first career rushing touchdown on a seven-yard run in the second quarter.

2014 (5/1 - Dallas): Played in five games with one start and completed 24 of 41 passes for 303 yards with three touchdowns and two interceptions.

- Against Washington (10/27), made his Cowboys debut in place of Tony Romo (back) in the third and fourth quarters of the overtime loss and completed four of six passes for 69 yards and a touchdown.
- Against Arizona (11/2), started at quarterback and completed 18 of 33 passes for 183 yards with one touchdown and two interceptions
- At Jacksonville (11/9), stepped in for Tony Romo in the fourth quarter when the game was in check in London and completed his lone pass for eight yards.
- Against Indianapolis (12/21), entered the game late in the fourth quarter of the NFC East-clinching win to complete his only attempt for a 43-yard touchdown.

2013 (6/5 - Cleveland): Started five of the eight games he played in and completed 141 of 267 passes for 1,731 yards with nine touchdowns and nine interceptions.

- Against Miami (9/8), threw a career-high 53 passes.
- Against Detroit (10/13), completed a season-high 26 passes on his way to 292 yards and two touchdowns.
- Against Jacksonville (12/1), threw a career-high three passes of 25-plus yards, including a career-long 95-yard touchdown pass to Josh Gordon, on his way to a career-best 370 passing yards and three touchdowns.

2012 (15/15 - Cleveland): Started and played in 15 games, completing 297

of 517 passes for 3,385 yards with 14 touchdowns and 17 interceptions. Added 27 runs for 111 yards, the third-highest total on the team. His 3,385 passing yards were a Browns rookie record, the seventh-highest figure ever by an NFL rookie and the 10th most by any Browns quarterback. Finished second among NFL rookies in passing yards (3,385), passing first downs (168) and completions of 20-plus yards (48).

- At Cincinnati (9/16), threw his first career touchdown pass on a 32-yard screen to Trent Richardson and recorded his first career 300-yard passing game (322) while completing a career-high 70.3 percent of his passes.
- At Baltimore (9/27), attempted a season-high 52 passes and threw for 320 yards with a career-high 17 first downs.
- Against Cincinnati (10/14), recorded his first win and threw two touchdown passes.
- At Oakland (12/2), completed 69.4 percent of his passes and compiled 364 passing yards in a win.

COLLEGE:

- Played four seasons (2008-11) at Oklahoma State University after redshirting the 2007 campaign.
- Started the final 26 games of his 30 career games with the Cowboys and completed 767 of 1,103 career passes for 9,260 yards and 75 touchdowns, both of which are Oklahoma State records.
- As a senior, finished second in the nation with a school single-season record 4,727 passing yards, while completing 409 of 565 passes and throwing for a single-season record 37 touchdowns.
- Broke school records in total attempts, completions, yardage, and touchdowns and established a school record with 502 yards passing against Kansas State.
- As a junior, completed 342 of 511 passes for 4,277 yards with 34 touchdowns.

- Appeared in three games as a sophomore, completing 15 of 24 passes for 248 yards with four touchdowns.
- Saw action in one game in 2008 after redshirting as a freshman.
- Majored in business management at Oklahoma State.

PERSONAL:

- Married to Melanie.
- Started at quarterback for Edmond (Okla.) Santa Fe High School, where he led the team to a victory in the state semifinals and was named team MVP and offensive player of the year.
- Threw for the second-most yards in the state of Oklahoma as senior (2001), totaling 2,863 yards with 25 scores.
- Was an all-state selection in football, baseball and as a forward in basketball.
- Born Brandon Kyle Weeden on Oct. 14, 1983 in Oklahoma City, Okla.

BRANDON WEEDEN'S GAME-BY-GAME

| 2012 Cleveland Browns | | | | | | | | | | | | | | | | RUSHING | | | | | |
|-----------------------|-------|-------------|--------------|------------|------------|-------------|-------------|-------------|-----------|-----------|------------|-----------|------------|-------------|-----------|------------|------------|-----------|----------|--|--|
| Date | Opp | W/L | P/S | Att | Cmp | Pct | Yds | Yds/Att | TD | Int | Lg | Sk | Lst | Rating | Att | Yds | Avg | Lg | TD | | |
| Sept 9 | Phi | L | S | 35 | 12 | 34.3 | 118 | 3.37 | 0 | 4 | 24 | 2 | 7 | 5.1 | 2 | 25 | 12.5 | 25 | 0 | | |
| Sept 16 | @ Cin | L | S | 37 | 26 | 70.3 | 322 | 8.70 | 2 | 0 | 27 | 2 | 13 | 114.9 | 2 | 6 | 3.0 | 4 | 0 | | |
| Sept 23 | Buf | L | S | 43 | 27 | 62.8 | 237 | 5.51 | 1 | 2 | 24 | 4 | 30 | 65.7 | 0 | 0 | - | - | 0 | | |
| Sept 27 | @ Bal | L | S | 52 | 25 | 48.1 | 320 | 6.15 | 0 | 1 | 43 | 1 | 6 | 59.8 | 0 | 0 | - | - | 0 | | |
| Oct 7 | @ NYG | L | S | 35 | 22 | 62.9 | 291 | 8.31 | 2 | 2 | 62t | 0 | 0 | 84.3 | 1 | 2 | 2.0 | 2 | 0 | | |
| Oct 14 | Cin | W | S | 29 | 17 | 58.6 | 231 | 7.97 | 2 | 1 | 71t | 2 | 13 | 92.7 | 3 | 3 | 1.0 | 2 | 0 | | |
| Oct 21 | @ Ind | L | S | 41 | 25 | 61.0 | 264 | 6.44 | 2 | 0 | 33t | 0 | 0 | 96.0 | 1 | 13 | 13.0 | 13 | 0 | | |
| Oct 28 | SD | W | S | 27 | 11 | 40.7 | 129 | 4.78 | 0 | 0 | 26 | 2 | 12 | 55.9 | 4 | 4 | 1.0 | 4 | 0 | | |
| Nov 4 | Bal | L | S | 37 | 20 | 54.1 | 176 | 4.76 | 0 | 2 | 26 | 1 | 2 | 44.4 | 2 | 11 | 5.5 | 6 | 0 | | |
| Nov 18 | @ Dal | L | S | 35 | 20 | 57.1 | 210 | 6.00 | 2 | 0 | 27 | 2 | 18 | 93.8 | 0 | 0 | - | - | 0 | | |
| Nov 25 | Pit | W | S | 26 | 17 | 65.4 | 158 | 6.08 | 1 | 1 | 26 | 4 | 28 | 78.7 | 2 | 8 | 4.0 | 4 | 0 | | |
| Dec 2 | @ Oak | W | S | 36 | 25 | 69.4 | 364 | 10.11 | 1 | 2 | 54 | 1 | 11 | 88.2 | 5 | 11 | 2.2 | 7 | 0 | | |
| Dec 9 | KC | W | S | 30 | 17 | 56.7 | 217 | 7.23 | 0 | 0 | 34 | 3 | 19 | 79.4 | 1 | 15 | 15.0 | 15 | 0 | | |
| Dec 16 | Was | L | S | 35 | 21 | 60.0 | 244 | 6.97 | 1 | 2 | 69t | 2 | 11 | 66.8 | 1 | 9 | 9.0 | 9 | 0 | | |
| Dec 23 | @ Den | L | S | 19 | 12 | 63.2 | 104 | 5.47 | 0 | 0 | 21 | 2 | 16 | 77.5 | 3 | 4 | 1.3 | 3 | 0 | | |
| Dec 30 | @ Pit | L | IA | | | | | | | | | | | | | | | | | | |
| Totals | | 5-11 | 15/15 | 517 | 297 | 57.4 | 3385 | 6.55 | 14 | 17 | 71t | 28 | 186 | 72.6 | 27 | 111 | 4.1 | 25 | 0 | | |

| 2013 Cleveland Browns | | | | | | | | | | | | | | | | RUSHING | | | | | |
|-----------------------|-------|-------------|------------|------------|------------|-------------|-------------|-------------|----------|----------|------------|-----------|------------|-------------|-----------|-----------|------------|-----------|----------|--|--|
| Date | Opp | W/L | P/S | Att | Cmp | Pct | Yds | Yds/Att | TD | Int | Lg | Sk | Lst | Rating | Att | Yds | Avg | Lg | TD | | |
| Sept 8 | Mia | L | S | 53 | 26 | 49.1 | 289 | 5.45 | 1 | 3 | 22 | 6 | 45 | 48.4 | 0 | 0 | - | - | 0 | | |
| Sept 15 | @ Bal | L | S | 33 | 21 | 63.6 | 227 | 6.88 | 0 | 0 | 53 | 5 | 39 | 83.8 | 2 | 7 | 3.5 | 5 | 0 | | |
| Sept 22 | @ Min | W | IA | | | | | | | | | | | | | | | | | | |
| Sept 29 | Cin | W | IA | | | | | | | | | | | | | | | | | | |
| Oct 3 | Buf | W | p | 24 | 13 | 54.2 | 197 | 8.21 | 1 | 0 | 47 | 5 | 23 | 95.3 | 3 | 0 | 0.0 | 2 | 0 | | |
| Oct 13 | Det | L | S | 43 | 26 | 60.5 | 292 | 6.79 | 2 | 2 | 36 | 2 | 23 | 76.9 | 2 | 10 | 5.0 | 9 | 0 | | |
| Oct 20 | @ GB | L | S | 42 | 17 | 40.5 | 149 | 3.55 | 1 | 1 | 19 | 3 | 16 | 48.6 | 2 | 20 | 10.0 | 11 | 0 | | |
| Oct 27 | @ KC | L | DNP | | | | | | | | | | | | | | | | | | |
| Nov 3 | Bal | W | p | 2 | 1 | 50.0 | -2 | -1.00 | 0 | 0 | -2 | 0 | 0 | 56.3 | 0 | 0 | - | - | 0 | | |
| Nov 17 | @ Cin | L | DNP | | | | | | | | | | | | | | | | | | |
| Nov 24 | Pit | L | p | 30 | 13 | 43.3 | 209 | 6.97 | 1 | 1 | 47 | 3 | 6 | 64.4 | 1 | 2 | 2.0 | 2 | 0 | | |
| Dec 1 | Jax | L | S | 40 | 24 | 60.0 | 370 | 9.25 | 3 | 2 | 95t | 3 | 28 | 94.8 | 2 | 5 | 2.5 | 5 | 0 | | |
| Dec 8 | @ NE | L | IA | | | | | | | | | | | | | | | | | | |
| Dec 15 | Chi | L | DNP | | | | | | | | | | | | | | | | | | |
| Dec 22 | @ NYJ | L | DNP | | | | | | | | | | | | | | | | | | |
| Dec 29 | @ Pit | L | DNP | | | | | | | | | | | | | | | | | | |
| Totals | | 4-12 | 8/5 | 267 | 141 | 52.8 | 1731 | 6.48 | 9 | 9 | 95t | 27 | 180 | 70.3 | 12 | 44 | 3.7 | 11 | 0 | | |

BRANDON WEEDEN'S GAME-BY-GAME CONT.

2014 Dallas Cowboys

| Date | | Opp | W/L | P/S | Att | Cmp | Pct | Yds | Yds/Att | TD | Int | Lg | Sk | Lst | Rating | Att | Yds | Avg | Lg | TD |
|---------|---|-----|------|-----|-----|-----|-------|-----|---------|----|-----|-----|----|-----|--------|-----|-----|------|----|----|
| Sept 7 | | SF | L | DNP | | | | | | | | | | | | | | | | |
| Sept 14 | @ | Ten | W | DNP | | | | | | | | | | | | | | | | |
| Sept 21 | @ | StL | W | DNP | | | | | | | | | | | | | | | | |
| Sept 28 | | NO | W | DNP | | | | | | | | | | | | | | | | |
| Oct 5 | | Hou | W | DNP | | | | | | | | | | | | | | | | |
| Oct 12 | @ | Sea | W | DNP | | | | | | | | | | | | | | | | |
| Oct 19 | | NYG | W | DNP | | | | | | | | | | | | | | | | |
| Oct 27 | | Was | L | p | 6 | 4 | 66.7 | 69 | 11.50 | 1 | 0 | 25t | 0 | 0 | 145.1 | 1 | 0 | 0.0 | 0 | 0 |
| Nov 2 | | Ari | L | S | 33 | 18 | 54.5 | 183 | 5.55 | 1 | 2 | 40 | 1 | 9 | 55.5 | 2 | 2 | 1.0 | 1 | 0 |
| Nov 9 | @ | Jax | W | p | 1 | 1 | 100.0 | 8 | 8.00 | 0 | 0 | 8 | 0 | 0 | 100.0 | 3 | -3 | -1.0 | -1 | 0 |
| Nov 23 | @ | NYG | W | DNP | | | | | | | | | | | | | | | | |
| Nov 27 | | Phi | L | DNP | | | | | | | | | | | | | | | | |
| Dec 4 | @ | Chi | W | DNP | | | | | | | | | | | | | | | | |
| Dec 14 | @ | Phi | W | DNP | | | | | | | | | | | | | | | | |
| Dec 21 | | Ind | W | p | 1 | 1 | 100.0 | 43 | 43.00 | 1 | 0 | 43t | 0 | 0 | 158.3 | 0 | 0 | - | - | 0 |
| Dec 28 | @ | Was | W | p | 0 | 0 | - | 0 | - | 0 | 0 | - | 0 | 0 | - | 0 | 0 | - | - | 0 |
| Totals | | | 12-4 | 5/1 | 41 | 24 | 58.5 | 303 | 7.39 | 3 | 2 | 43t | 1 | 9 | 85.7 | 6 | -1 | -0.2 | 1 | 0 |

2015 Dallas Cowboys/Houston Texans

| Date | Opp | W/L | P/S | Att | Cmp | Pct | Yds | Yds/Att | TD | Int | Lg | Sk | Lst | Rating | Att | Yds | Avg | Lg | TD |
|----------|-------|-----|-----|-----|-----|-------|-------|---------|----|-----|-----|----|-----|--------|-----|-----|-----|----|----|
| Sept 13 | NYG | W | DNP | | | | | | | | | | | | | | | | |
| Sept 20 | @ Phi | W | p | 7 | 7 | 100.0 | 73 | 10.43 | 1 | 0 | 42t | 0 | 0 | 149.7 | 3 | 7 | 2.3 | 9 | 0 |
| Sept 27 | Atl | L | S | 26 | 22 | 84.6 | 232 | 8.92 | 0 | 1 | 22 | 2 | 12 | 87.8 | 0 | 0 | - | - | 0 |
| Oct 4 | @ NO | L | S | 26 | 16 | 61.5 | 246 | 9.46 | 1 | 0 | 67 | 3 | 26 | 105.6 | 3 | 5 | 1.7 | 3 | 0 |
| Oct 11 | NE | L | S | 39 | 26 | 66.7 | 187 | 4.79 | 0 | 1 | 21 | 3 | 24 | 66.9 | 3 | 18 | 6.0 | 11 | 0 |
| Oct 25 | @ NYG | L | DNP | | | | | | | | | | | | | | | | |
| Nov 1 | Sea | L | DNP | | | | | | | | | | | | | | | | |
| Nov 8 | Phi | L | DNP | | | | | | | | | | | | | | | | |
| Nov 15 | @ TB | L | DNP | | | | | | | | | | | | | | | | |
| Nov 22 | NYJ | W | DNP | | | | | | | | | | | | | | | | |
| Nov 29 | NO | W | IA | | | | | | | | | | | | | | | | |
| Dec 6 | @ Buf | L | IA | | | | | | | | | | | | | | | | |
| Dec 13 | NE | L | IA | | | | | | | | | | | | | | | | |
| Dec 20 | @ Ind | W | p | 18 | 11 | 61.1 | 105 | 5.83 | 1 | 0 | 28 | 1 | 10 | 95.8 | 5 | 6 | 1.2 | 7 | 0 |
| Dec 27 | @ Ten | W | S | 24 | 15 | 62.5 | 200 | 8.33 | 2 | 0 | 44 | 1 | 5 | 116.7 | 2 | 11 | 5.5 | 7t | 1 |
| Jan 3 | Jax | W | DNP | | | | | | | | | | | | | | | | |
| Totals | | 7-9 | 6/4 | 140 | 97 | 69.3 | 1,043 | 7.45 | 5 | 2 | 67 | 10 | 77 | 96.8 | 16 | 47 | 2.9 | 11 | 1 |
| Playoffs | | | | | | | | | | | | | | | | | | | |
| Jan 9 | KC | L | DNP | | | | | | | | | | | | | | | | |
| Totals | | 0-1 | 0/0 | 0 | 0 | 0.0 | 0 | 0.0 | 0 | 0 | 0 | 0 | 0 | 0.0 | 0 | 0 | 0.0 | 0 | 0 |

2016 Houston Texans

| Date | Opp | W/L | P/S | Att | Cmp | Pct | Yds | Yds/Att | TD | Int | Lg | Sk | Lst | Rating | Att | Yds | Avg | Lg | TD |
|----------|-------|-----|-----|-----|-----|-----|-----|---------|----|-----|----|----|-----|--------|-----|-----|-----|----|----|
| Sept 11 | Chi | W | IA | | | | | | | | | | | | | | | | |
| Sept 18 | KC | W | IA | | | | | | | | | | | | | | | | |
| Sept 22 | @ NE | L | IA | | | | | | | | | | | | | | | | |
| Oct 2 | Ten | W | IA | | | | | | | | | | | | | | | | |
| Oct 9 | @ Min | L | IA | | | | | | | | | | | | | | | | |
| Oct 16 | Ind | W | IA | | | | | | | | | | | | | | | | |
| Oct 24 | @ Den | L | IA | | | | | | | | | | | | | | | | |
| Oct 30 | Det | W | IA | | | | | | | | | | | | | | | | |
| Nov 13 | @ Jax | W | IA | | | | | | | | | | | | | | | | |
| Nov 21 | @ Oak | L | IA | | | | | | | | | | | | | | | | |
| Nov 27 | SD | L | IA | | | | | | | | | | | | | | | | |
| Dec 4 | @ GB | L | DNP | | | | | | | | | | | | | | | | |
| Dec 11 | @ Ind | W | DNP | | | | | | | | | | | | | | | | |
| Dec 18 | Jax | W | IA | | | | | | | | | | | | | | | | |
| Dec 24 | Cin | W | IA | | | | | | | | | | | | | | | | |
| Jan 1 | @ Ten | L | IA | | | | | | | | | | | | | | | | |
| Totals | | 9-7 | 0/0 | 0 | 0 | 0.0 | 0 | 0.0 | 0 | 0 | 0 | 0 | 0 | 0.0 | 0 | 0 | 0.0 | 0 | 0 |
| Playoffs | | | | | | | | | | | | | | | | | | | |
| Jan 7 | Oak | W | DNP | | | | | | | | | | | | | | | | |
| Jan 14 | @ NE | L | IA | | | | | | | | | | | | | | | | |
| Totals | | 1-1 | 0/0 | 0 | 0 | 0.0 | 0 | 0.0 | 0 | 0 | 0 | 0 | 0 | 0.0 | 0 | 0 | 0.0 | 0 | 0 |

BRANDON WEEDEN'S GAME-BY-GAME CONT.

| 2017 Tennessee Titans | | | | PASSING | | | | | | | | | | | RUSHING | | | | |
|-----------------------|-------|------------|------------|----------|----------|------------|----------|------------|----------|----------|----------|----------|----------|------------|----------|----------|----------|----------|----------|
| Date | Opp | W/L | P/S | Att | Cmp | Pct | Yds | Yds/Att | TD | Int | Lg | Sk | Lst | Rating | Att | Yds | Avg | Lg | TD |
| Sept 10 | Oak | | NOR | | | | | | | | | | | | | | | | |
| Sept 17 | @ Jax | | NOR | | | | | | | | | | | | | | | | |
| Sept 24 | Sea | | NOR | | | | | | | | | | | | | | | | |
| Oct 1 | @ Hou | | NOR | | | | | | | | | | | | | | | | |
| Oct 8 | @ Mia | L | DNP | | | | | | | | | | | | | | | | |
| Oct 16 | Ind | W | DNP | | | | | | | | | | | | | | | | |
| Oct 22 | @ Cle | W | DNP | | | | | | | | | | | | | | | | |
| Nov 5 | Bal | W | IA | | | | | | | | | | | | | | | | |
| Nov 12 | Cin | W | IA | | | | | | | | | | | | | | | | |
| Nov 16 | @ Pit | L | IA | | | | | | | | | | | | | | | | |
| Nov 26 | @ Ind | W | IA | | | | | | | | | | | | | | | | |
| Dec 3 | Hou | W | IA | | | | | | | | | | | | | | | | |
| Dec 10 | @ Ari | L | IA | | | | | | | | | | | | | | | | |
| Dec 17 | @ SF | L | IA | | | | | | | | | | | | | | | | |
| Dec 24 | LAR | L | IA | | | | | | | | | | | | | | | | |
| Dec 31 | Jax | W | IA | | | | | | | | | | | | | | | | |
| Totals | | 7-5 | 0/0 | 0 | 0 | 0.0 | 0 | 0.0 | 0 | 0 | 0 | 0 | 0 | 0.0 | 0 | 0 | - | 0 | 0 |
| Playoffs | | | | | | | | | | | | | | | | | | | |
| Jan 6 | @ KC | W | IA | | | | | | | | | | | | | | | | |
| Jan 13 | @ NE | L | IA | | | | | | | | | | | | | | | | |
| Totals | | 1-1 | 0/0 | 0 | 0 | - | 0 | - | 0 | 0 | 0 | 0 | 0 | - | 0 | 0 | - | 0 | 0 |

BRANDON WEEDEN'S NFL STATISTICS

| REGULAR SEASON | | | | | | PASSING | | | | | | | | RUSHING | | | | | |
|----------------|---------|-------|-----|-----|------|---------|--------|----|-----|-----|----|-----|------|---------|-----|------|-----|----|--|
| Year | Team | GP/GS | Att | Cmp | Pct | Yds | Yd/Att | TD | INT | Lg | Sk | Yds | Rat | Att | Yds | Avg | Lg | TD | |
| 2012 | CLE | 15/15 | 517 | 297 | 57.4 | 3385 | 6.5 | 14 | 17 | 71t | 28 | 186 | 72.6 | 27 | 111 | 4.1 | 25 | 0 | |
| 2013 | CLE | 8/5 | 267 | 141 | 52.8 | 1731 | 6.5 | 9 | 9 | 95t | 27 | 180 | 70.3 | 12 | 44 | 3.7 | 11 | 0 | |
| 2014 | DAL | 5/1 | 41 | 24 | 58.5 | 303 | 7.4 | 3 | 2 | 43t | 1 | 9 | 85.7 | 6 | -1 | -0.2 | 1 | 0 | |
| 2015 | DAL/HOU | 6/4 | 140 | 97 | 69.3 | 1043 | 7.5 | 5 | 2 | 67 | 10 | 77 | 96.8 | 16 | 47 | 2.9 | 11t | 1 | |
| 2016 | HOU | 0/0 | 0 | 0 | 0.0 | 0 | 0.0 | 0 | 0 | 0 | 0 | 0 | 0.0 | 0 | 0 | 0.0 | 0 | 0 | |
| 2017 | TEN | 0/0 | 0 | 0 | 0.0 | 0 | 0.0 | 0 | 0 | 0 | 0 | 0 | 0.0 | 0 | 0 | 0.0 | 0 | 0 | |
| NFL Totals | | 34/25 | 965 | 559 | 57.9 | 6462 | 6.7 | 31 | 30 | 95t | 66 | 452 | 76.0 | 61 | 201 | 3.3 | 25 | 1 | |

Career record as starter: 6-19 (.240)

| PLAYOFFS | | | | | | PASSING | | | | | | | | RUSHING | | | | | |
|------------|------|-------|-----|-----|-----|---------|--------|----|-----|----|----|-----|-----|---------|-----|-----|----|----|--|
| Year | Team | GP/GS | Att | Cmp | Pct | Yds | Yd/Att | TD | INT | Lg | Sk | Yds | Rat | Att | Yds | Avg | Lg | TD | |
| 2015 | HOU | 0/0 | 0 | 0 | 0.0 | 0 | 0.0 | 0 | 0 | 0 | 0 | 0 | 0.0 | 0 | 0 | 0.0 | 0 | 0 | |
| 2016 | HOU | 0/0 | 0 | 0 | 0.0 | 0 | 0.0 | 0 | 0 | 0 | 0 | 0 | 0.0 | 0 | 0 | 0.0 | 0 | 0 | |
| 2017 | TEN | 0/0 | 0 | 0 | 0.0 | 0 | 0.0 | 0 | 0 | 0 | 0 | 0 | 0.0 | 0 | 0 | 0.0 | 0 | 0 | |
| NFL Totals | | 0/0 | 0 | 0 | 0.0 | 0 | 0.0 | 0 | 0 | 0 | 0 | 0 | 0.0 | 0 | 0 | 0.0 | 0 | 0 | |

Single-Game Highs

Attempts - 53 vs. Miami (9/8/13)

Completions - 27 vs. Buffalo (9/23/12)

Passing Yards - 370 vs. Jacksonville (12/1/13)

Long Completion - 95t vs. Jacksonville (12/1/13)

Touchdown Passes - 3 vs. Jacksonville (12/1/13)

Passer Rating - 149.7 at Philadelphia (9/20/15)

Rushes - 5 at Oakland (12/2/12)

Rushing Yards - 25 vs. Philadelphia (9/9/12)

Long Rush - 25 vs. Philadelphia (9/9/12)

Rushing Touchdowns - 1 at Tennessee (12/27/15)



14 ERIC WEEMS

WIDE RECEIVER • 5'9" • 195 LBS • COLLEGE: BETHUNE-COOKMAN
ACQUIRED: UNRESTRICTED FREE AGENT - 2017 (ATL)
NFL EXPERIENCE (NFL/TITANS): 10/1 • HOMETOWN: ORMOND BEACH, FLA.
GAMES PLAYED/GAMES STARTED: 151/7 (PLAYOFFS: 8/0)



Pro Bowl: 2010

PRO: The Titans signed Pro Bowl returner Eric Weems during the 2017 offseason to add veteran presence and leadership to the special teams unit. Originally signed as an undrafted rookie free agent with the Atlanta Falcons in 2007, Weems' extensive special teams experience is evident through his decorated nine-year career in the NFL. He was named to the 2010 Pro Bowl as a return specialist after ranking third in the NFL with a career-high 27.5 yard kickoff return average, and posting both one kick and punt return touchdown. He has also tallied 353 receiving yards with four touchdowns over his career as a Falcon (2007-11, 14-16) and as a Chicago Bear (2012-13). He has tallied 102 total special teams tackles over 10 seasons. Weems handled return duties in six playoff games with Atlanta, most recently in Super Bowl LI.

CAREER HIGHLIGHTS:

- Elected to the Pro Bowl as a return specialist in 2010 after ranking third in the NFL with a career-high 27.5 yard kickoff return average and posting both one kick and punt return touchdown, respectively. Set a Falcons franchise record when he returned a kickoff 102 yards for a touchdown at Tampa Bay (12/5). Weems then tied that long with a 102-yard return for a touchdown in the Divisional Playoff game against Green Bay (1/15/11). Also returned a 55-yard punt for a touchdown at Carolina (12/12) to add to his Pro Bowl season resume.
- In 2009, scored two touchdowns in two contests as a reserve wide receiver for Atlanta including a 30-yard score at Dallas (10/25). Both touchdown receptions came in the fourth quarter.
- Weems has participated in all 16 regular season games for eight consecutive seasons (2009-16) with Atlanta and Chicago.

TITANS TIDBITS:

- After competing in Super Bowl LI as a member of the Atlanta Falcons, Weems presented his alma mater, Seabreeze (Fla.) High School, with a golden football to commemorate his participation.

CAREER TRANSACTIONS:

- The Ormond Beach, Fla., native signed with the Atlanta Falcons as an undrafted free agent on May 1, 2007.
- Waived by the Falcons on Sept. 3, 2007 and signed to the practice squad the next day on Sept. 4, 2007.
- Signed by the Falcons to the active roster from the practice squad on Dec. 30, 2007.
- Waived by the Falcons on Aug. 31, 2008.
- Signed by the Falcons to the practice squad on Sept. 3, 2008.
- Signed by the Falcons to the active roster from the practice squad on Nov. 19, 2008.
- Signed by the Chicago Bears as an unrestricted free agent on March 14, 2012.
- Waived by the Bears on Aug. 16, 2014.
- Signed by the Falcons on Aug. 21, 2014.
- Signed by the Titans as an unrestricted free agent on March 11, 2017.

SEASON RECAPS:

2017 (16/0, 2/0 - Tennessee): Played as a reserve in all 16 games in his first season with the Titans and ranked third on the team with 12 special teams tackles. Caught one pass for five yards in limited action at wide receiver. Saw action as a reserve in both postseason contests. Played in his 150th career regular season game against the Los Angeles Rams (12/24/17). Led or tied for the team lead in special teams tackles four times in 2017 (vs. OAK, vs. CIN, at PIT, vs. HOU).

- Against Oakland (9/10), played as a reserve on special teams in his Titans

debut and tied for the team lead with a special teams tackle.

- At Jacksonville (9/17), saw action as a reserve on special teams. Pounced on a pop-up kickoff for zero yards in the fourth quarter.
- Against Seattle (9/24), played as a reserve on special teams and saw limited action at wide receiver.
- At Houston (10/1), saw action as a reserve on special teams.
- At Miami (10/8), played as a reserve on special teams. Returned one kickoff for 18 yards. Registered a special teams tackle on coverage units.
- Against Indianapolis (10/16), saw action as a reserve on special teams and limited action at wide receiver.
- At Cleveland (10/22), saw limited action as a reserve at wide receiver and caught one pass for five yards. Played as a reserve on special teams coverage units.
- Against Baltimore (11/5), played as a reserve on special teams and notched a tackle.
- Against Cincinnati (11/12), led the team with three special teams tackles on coverage units.
- At Pittsburgh (11/16), tied for the team lead with a special teams tackle on coverage units.
- At Indianapolis (11/26), saw action as a reserve on special teams.
- Against Houston (12/3), tied for the team lead with two special teams tackles on coverage units.
- At Arizona (12/10), saw action as a reserve on special teams and rushed the ball once for zero yards on a fake punt.
- At San Francisco (12/17), played as a reserve on special teams.
- Against Los Angeles Rams (12/24), saw action in his 150th career regular season game as a reserve on special teams and posted a tackle.
- Against Jacksonville (12/31), posted two special teams tackles on coverage units.
- At Kansas City (1/6), played as a reserve on special teams.
- At New England (1/13), saw action as a reserve on special teams.

2016 (16/0, 3/0 - Atlanta): Played in all 16 games as a return specialist. Brought back 24 punts for 273 yards with a career-long of 73 as well as 17 kick returns for 391 yards with a 23-yard kick return average. Appeared as a return specialist for all three of Atlanta's postseason contests including Super Bowl LI. Posted three punt returns for 24 yards and four kick returns for 66 yards in the postseason. Recorded 15 total special teams tackles.

- At Oakland (9/18), returned two punts for 73 yards including a career-long of 73.
- Against Green Bay (10/30), returned two punts for 28 yards.
- Against Seattle (1/14/17) in the NFC Divisional Playoff game, returned one punt for 10 yards and one kick for 18 yards.
- Against Green Bay (1/22/17) in the NFC Championship game, returned one punt for 14 yards and one kick for 23 yards.
- Against New England (2/5/17) in Super Bowl LI, returned two kicks for 25 yards with a long of 14.

2015 (16/0 - Atlanta): Saw action in 16 games as a return specialist and reserve wide receiver. Totaled 221 yards on 19 returned punts with a long of 41 and racked up 403 kick return yards on 15 attempts with an average of 26.9 yards. Caught one pass for 11 yards, tallied four rushing yards on one attempt and notched eight special teams tackles on the season.

- Against Philadelphia (9/14), returned two punts for 18 yards and three kicks for 59 yards with a long of 26.
- Against Tampa Bay (11/1), posted 58 kick return yards on two attempts and returned two punts for 23 yards with a long of 24. Made his lone reception of the season for 11 yards.
- At San Francisco (11/8), recorded a season-high 76 punt return yards

on four attempts with a long of 41, as well as 115 kick return yards on four attempts with a long of 50.

- At Jacksonville (12/20), rushed the ball once and tallied four yards on the ground.

2014 (16/0 - Atlanta): Appeared in all 16 games for the Falcons on special teams and as a reserve receiver. Posted 10 receptions for 102 yards and two touchdowns, forced one fumble, recovered two fumbles and made 13 special teams tackles. Also handled kick return duties in one contest when he returned two kicks for 34 yards.

- Against Tampa Bay (9/18), caught four passes for 69 yards and made one special teams tackle.
- At New York Giants (10/5), forced one fumble and had one fumble recovery on special teams.
- At Green Bay (12/8), caught a five-yard touchdown pass and returned two kicks for 34 yards with a long of 17.
- At New Orleans (12/21), scored one touchdown on a three-yard pass.

2013 (16/0 - Chicago): Played in all 16 games as a core member of the Bears' special teams unit. Recorded 13 special teams tackles and handled kick return duties in four contests, posting 57 yards on five kicks with a long of 19. Also caught one pass for eight yards on the season.

- At Pittsburgh (9/22), returned one kick for 15 yards.
- At Washington (10/20), returned two kicks for 23 yards and forced one fumble on special teams. Also tacked on two special teams tackles.
- At Philadelphia (12/22), caught an eight-yard pass and returned one kick for 19 yards.

2012 (16/1 - Chicago): Appeared in 16 games with one start in his first season with the Bears. Returned 13 kickoffs for 231 yards and a long of 27, caught two passes for 27 yards, recovered three fumbles and logged 12 special teams tackles.

- Against Detroit (10/22), returned one kick for 27 yards.
- Against Minnesota (11/25), caught one pass for nine yards and returned three kicks for 65 yards.
- Against Seattle (12/2), made one 18-yard reception and recovered one fumble. Also returned three kicks for 65 yards and a long of 22.
- At Minnesota (12/9), returned four kicks for 59 yards.

2011 (16/2, 1/0 - Atlanta): Appeared in all 16 games and made two starts as a reserve wide receiver. Caught 11 passes for 90 yards, returned 32 punts for a career-high 315 yards, brought back 24 kicks for 563 yards and posted 12 special teams tackles.

- Against Philadelphia (9/18), logged 78 kick return yards on three attempts with a long of 36. Also recorded one 19-yard punt return.
- At Detroit (10/23), tallied 62 punt return yards on four attempts and 82 kick return yards on three attempts.
- Against New Orleans (11/13), posted three receptions for 25 yards and returned two kicks for 11 yards.
- Against Minnesota (11/27), racked up 54 punt return yards on two attempts and 52 kick return yards on two attempts.
- At New Orleans (12/26), caught three passes for 33 yards and returned one kick for 27 yards.
- In Atlanta's Wild Card loss at New York Giants (1/8/12), tallied 83 kick return yards on four attempts.

2010 (16/4, 1/0 - Atlanta): Elected to the Pro Bowl after posting a career-high kickoff return average of 27.5 yards, which ranked third in the NFL. Also added one kick return touchdown and one punt return touchdown during his Pro Bowl season. Competed in all 16 games with four starts at wide receiver and return specialist. Totaled six receptions for 61 yards, 40 kickoff returns for 1,100 yards with a career-high long of 102 and one touchdown, as well as 18 punt returns for 230 yards and one touchdown. Posted a career-high 16 special teams tackles. Named to the Pro Football Writer's All-NFL Team and was the NFC Special Teams Player of the Month for December.

- At Pittsburgh (9/12), notched four receptions for 36 yards, returned two punts for 20 yards and one kick for 19 yards.
- At San Francisco (10/3), returned two punts for 32 yards and three kicks for 77 yards.
- Against Cincinnati (10/24), posted a career-high 168 kick return yards on six attempts.
- At Tampa Bay (12/5), set a franchise record with a 102-yard kickoff return for a touchdown. Finished the day with 163 kickoff return yards on four attempts, one punt return for 10 yards and one touchdown.

- At Carolina (12/12), started at wide receiver and contributed as a return specialist where he returned a 55-yard punt for a touchdown. Also posted one reception for seven yards and returned one kick for 20 yards. Completed the contest with 75 punt return yards on three attempts.

- Against Green Bay (1/15/11) in the Divisional Playoff game, handled kickoff return duties and tied his season-high kick return long with a 102-yard return for a touchdown. Finished the day with 195 return yards on six kicks and one touchdown.

2009 (16/0 - Atlanta): Saw action in all 16 games at receiver and return specialist. Posted a career-high 1,214 kickoff return yards, which ranked eighth in the NFL and fourth in the NFC, on a career-high 48 attempts. Also added 270 punt return yards on 27 punts, 10 special teams tackles, 53 yards on eight carries and six receptions for 50 yards.

- At New England (9/27), returned five kicks for 139 yards and a long of 41. Averaged 27.8 yards per return.
- Against Chicago (10/18), tallied 117 kick return yards on three attempts. Added one punt return for 20 yards.
- At Dallas (10/25), caught two passes for 33 yards, including a 30-yard touchdown pass. Added two punt returns for nine yards and three kick returns for 78 yards.
- At New Orleans (11/2), posted 132 kick return yards on five kicks.
- Against Philadelphia (12/6), racked up 157 kick return yards on six attempts and returned two punts for 20 yards.
- Against New Orleans (12/13), rushed for 19 yards on two carries and caught one pass for three yards. Also returned one kickoff for 37 yards.
- Against Buffalo (12/27), rushed for 17 yards on two attempts. Returned five punts for 64 yards and two kicks for 52 yards.

2008 (6/0, 1/0 - Atlanta): Appeared in six games on the season. Posted three special teams tackles, one 19-yard kick return and one reception for four yards.

- Against Carolina (11/23), caught one pass for four yards.
- At San Diego (11/30), returned one kick for 19 yards.
- At Arizona (1/3/09) in the Falcons' Wild Card loss, saw action but did not record a statistic.

2007 (1/0 - Atlanta): Signed with the Falcons as an undrafted rookie free agent and spent most of the season on the practice squad before being signed to the active roster on Dec. 30. Against Seattle (12/30), made his NFL debut in Week 17 on offense but did not record a statistic.

COLLEGE:

- Appeared in 44 games over his four-year career as a wide receiver and return specialist at Bethune-Cookman. Totaled 185 catches for 2,587 yards and 20 touchdowns, and gained 1,504 rushing yards on 205 carries with 23 rushing touchdowns. Weems also returned 19 punts for 331 yards and one touchdown with an average of 17.4, and brought back three kicks for nine yards. He averaged 100.7 career all-purpose yards per game and notched seven career tackles.
- As a senior (2006), appeared in 11 games with 11 starts. Totaled career highs in receptions with 69, receiving yards with 918 and touchdowns with nine. Added 145 rushing yards on 27 attempts, two kick returns for 14 yards and 19 punt returns for 331 yards and one touchdown.
- Tallied the sixth-most touchdowns scored in a single season in MEAC history with 10.
- As a junior (2005), played in 11 contests and made 10 starts. Caught 37 passes for 417 yards and three touchdowns, and posted 594 rushing yards on 82 attempts with 11 touchdowns. Totaled 1,011 all-purpose yards on the year.
- As a sophomore (2004), saw action in 10 games. Notched team-highs in receptions with 35 and receiving yards with 539 and scored two touchdowns. Also posted a team-high 541 rushing yards on 55 attempts with eight touchdowns.
- As a freshman (2003), appeared in 12 games and logged team-highs in receptions with 44, yards with 713 and receiving touchdowns with six. Rushed for 224 yards on 41 carries and four touchdowns.

PERSONAL:

- Attended Seabreeze (Ormond Beach, Fla.) High School, where he was named an all-state and all-area athlete. Recorded 97 tackles, two sacks and team MVP honors as a defensive back his senior year.
- Played basketball in high school where he averaged 23.5 points per

game and earned all-area honors.

- Follow Weems on Instagram @yougongetthiswork.
- Follow Weems on Twitter @EricWeems.
- Born Eric Weems on July 4, 1985 in Ormond Beach, Fla.

ERIC WEEMS' GAME-BY-GAME

| 2007 Atlanta Falcons | | | | PUNT RETURNS | | | | | | KICKOFF RETURNS | | | | |
|----------------------|-------|------|---------|--------------|----|-----|-----|----|----|-----------------|-----|-----|----|----|
| Date | Opp | W-L | GP / GS | No | FC | Yds | Avg | Lg | TD | No | Yds | Avg | Lg | TD |
| Sept 9 | @ Min | L | PS | | | | | | | | | | | |
| Sept 16 | @ Jax | L | PS | | | | | | | | | | | |
| Sept 23 | Car | L | PS | | | | | | | | | | | |
| Sept 30 | Hou | W | PS | | | | | | | | | | | |
| Oct 7 | @ Ten | L | PS | | | | | | | | | | | |
| Oct 15 | NYG | L | PS | | | | | | | | | | | |
| Oct 21 | @ NO | L | PS | | | | | | | | | | | |
| Nov 4 | SF | W | PS | | | | | | | | | | | |
| Nov 11 | @ Car | W | PS | | | | | | | | | | | |
| Nov 18 | TB | L | PS | | | | | | | | | | | |
| Nov 22 | Ind | L | PS | | | | | | | | | | | |
| Dec 2 | @ StL | L | PS | | | | | | | | | | | |
| Dec 10 | NO | L | PS | | | | | | | | | | | |
| Dec 16 | @ TB | L | PS | | | | | | | | | | | |
| Dec 23 | @ Ari | L | PS | | | | | | | | | | | |
| Dec 30 | Sea | W | p | 0 | 0 | 0 | - | - | 0 | 0 | 0 | - | 0 | 0 |
| Totals | | 4-12 | 1/0 | 0 | 0 | 0 | - | - | 0 | 0 | 0 | - | 0 | 0 |

| 2008 Atlanta Falcons | | | | PUNT RETURNS | | | | | | KICKOFF RETURNS | | | | | |
|----------------------|-------|-----|---------|--------------|----|-----|-----|-----|----|-----------------|-----|------|------|----|---|
| Date | Opp | W-L | GP / GS | No | FC | Yds | Avg | Lg | TD | No | Yds | Avg | Lg | TD | |
| Sept 7 | Det | W | PS | | | | | | | | | | | | |
| Sept 14 | @ TB | L | PS | | | | | | | | | | | | |
| Sept 21 | KC | W | PS | | | | | | | | | | | | |
| Sept 28 | @ Car | L | PS | | | | | | | | | | | | |
| Oct 5 | @ GB | W | PS | | | | | | | | | | | | |
| Oct 12 | Chi | W | PS | | | | | | | | | | | | |
| Oct 26 | @ Phi | L | PS | | | | | | | | | | | | |
| Nov 2 | @ Oak | W | PS | | | | | | | | | | | | |
| Nov 9 | NO | W | PS | | | | | | | | | | | | |
| Nov 16 | Den | L | PS | | | | | | | | | | | | |
| Nov 23 | Car | W | p | 0 | 0 | 0 | - | - | 0 | 0 | 0 | - | - | 0 | |
| Nov 30 | @ SD | W | p | 0 | 0 | 0 | - | - | 0 | 1 | 19 | 19.0 | 19 | 0 | |
| Dec 7 | @ NO | L | p | 0 | 0 | 0 | - | - | 0 | 0 | 0 | - | - | 0 | |
| Dec 14 | TB | W | p | 0 | 0 | 0 | - | - | 0 | 0 | 0 | - | - | 0 | |
| Dec 21 | @ Min | W | p | 0 | 0 | 0 | - | - | 0 | 0 | 0 | - | - | 0 | |
| Dec 28 | StL | W | p | 0 | 0 | 0 | - | - | 0 | 0 | 0 | - | - | 0 | |
| Totals | | | 11-5 | 6/0 | 0 | 0 | 0 | 0.0 | 0 | 0 | 1 | 19 | 19.0 | 0 | 0 |
| Postseason | | | | | | | | | | | | | | | |
| Jan 3 | @ Ari | L | p | 0 | 0 | 0 | - | - | 0 | 0 | 0 | - | - | 0 | |
| Totals | | | 0-1 | 1/0 | 0 | 0 | 0 | - | - | 0 | 0 | 0 | - | - | 0 |

| 2009 Atlanta Falcons | | | | PUNT RETURNS | | | | | | KICKOFF RETURNS | | | | | |
|----------------------|-------|-----|---------|--------------|----|-----|------|----|----|-----------------|-----|------|----|----|--|
| Date | Opp | W-L | GP / GS | No | FC | Yds | Avg | Lg | TD | No | Yds | Avg | Lg | TD | |
| Sept 13 | Mia | W | p | 3 | 1 | 31 | 10.3 | 18 | 0 | 1 | 14 | 14.0 | 14 | 0 | |
| Sept 20 | Car | W | p | 0 | 0 | 0 | - | - | 0 | 2 | 63 | 31.5 | 41 | 0 | |
| Sept 27 | @ NE | L | p | 0 | 1 | 0 | - | - | 0 | 5 | 139 | 27.8 | 34 | 0 | |
| Oct 11 | @ SF | W | p | 4 | 0 | 18 | 4.5 | 10 | 0 | 2 | 39 | 19.5 | 20 | 0 | |
| Oct 18 | Chi | W | p | 1 | 2 | 20 | 20.0 | 20 | 0 | 3 | 117 | 39.0 | 62 | 0 | |
| Oct 25 | @ Dal | L | p | 2 | 1 | 9 | 4.5 | 10 | 0 | 3 | 78 | 26.0 | 29 | 0 | |
| Nov 2 | @ NO | L | p | 1 | 1 | 9 | 9.0 | 9 | 0 | 5 | 132 | 26.4 | 33 | 0 | |

| | | | | | | | | | | | | | | |
|--------|-------|------|---|----|----|-----|------|----|---|----|------|------|----|---|
| Nov 8 | Was | W | p | 2 | 0 | 12 | 6.0 | 10 | 0 | 4 | 99 | 24.8 | 38 | 0 |
| Nov 15 | @ Car | L | p | 2 | 1 | 37 | 18.5 | 24 | 0 | 1 | 28 | 28.0 | 28 | 0 |
| Nov 22 | @ NYG | L | p | 2 | 1 | 24 | 12.0 | 17 | 0 | 4 | 93 | 23.3 | 30 | 0 |
| Nov 29 | TB | W | p | 1 | 1 | 18 | 18.0 | 18 | 0 | 4 | 76 | 19.0 | 31 | 0 |
| Dec 6 | Phi | L | p | 2 | 0 | 20 | 10.0 | 14 | 0 | 6 | 157 | 26.2 | 29 | 0 |
| Dec 13 | NO | L | p | 0 | 1 | 0 | - | - | 0 | 1 | 37 | 37.0 | 37 | 0 |
| Dec 20 | @ NYJ | W | p | 1 | 2 | 8 | 8.0 | 8 | 0 | 2 | 26 | 13.0 | 20 | 0 |
| Dec 27 | Buf | W | p | 5 | 0 | 64 | 12.8 | 28 | 0 | 2 | 52 | 26.0 | 32 | 0 |
| Jan 3 | @ TB | W | p | 1 | 2 | 0 | 0.0 | 0 | 0 | 3 | 64 | 21.3 | 24 | 0 |
| Totals | 9-7 | 16/0 | | 27 | 14 | 270 | 10.0 | 28 | 0 | 48 | 1214 | 25.3 | 62 | 0 |

| 2010 Atlanta Falcons | | | PUNT RETURNS | | | | | | | KICKOFF RETURNS | | | | |
|----------------------|-------|-----|--------------|----|----|-----|------|-----|----|-----------------|------|------|------|----|
| Date | Opp | W-L | GP / GS | No | FC | Yds | Avg | Lg | TD | No | Yds | Avg | Lg | TD |
| Sept 12 | @ Pit | L | p | 2 | 3 | 20 | 10.0 | 14 | 0 | 1 | 19 | 19.0 | 19 | 0 |
| Sept 19 | Ari | W | s | 1 | 2 | 17 | 17.0 | 17 | 0 | 1 | 30 | 30.0 | 30 | 0 |
| Sept 26 | @ NO | W | p | 0 | 0 | 0 | - | - | 0 | 3 | 76 | 25.3 | 35 | 0 |
| Oct 3 | SF | W | p | 2 | 2 | 32 | 16.0 | 19 | 0 | 3 | 77 | 25.7 | 30 | 0 |
| Oct 10 | @ Cle | W | s | 1 | 0 | 8 | 8.0 | 8 | 0 | 3 | 66 | 22.0 | 32 | 0 |
| Oct 17 | @ Phi | L | p | 1 | 0 | 18 | 18.0 | 18 | 0 | 3 | 70 | 23.3 | 29 | 0 |
| Oct 24 | Cin | W | p | 0 | 2 | 0 | - | - | 0 | 5 | 168 | 28.0 | 55 | 0 |
| Nov 7 | TB | W | p | 0 | 1 | 0 | - | - | 0 | 3 | 70 | 23.3 | 34 | 0 |
| Nov 11 | Bal | W | s | 1 | 2 | 16 | 16.0 | 16 | 0 | 1 | 33 | 33.0 | 33 | 0 |
| Nov 21 | @ StL | W | p | 1 | 3 | 11 | 11.0 | 11 | 0 | 4 | 120 | 30.0 | 55 | 0 |
| Nov 28 | GB | W | p | 0 | 0 | 0 | - | - | 0 | 3 | 93 | 31.0 | 40 | 0 |
| Dec 5 | @ TB | W | p | 1 | 1 | 10 | 10.0 | 10 | 0 | 4 | 163 | 40.8 | 102t | 1 |
| Dec 12 | @ Car | W | s | 2 | 1 | 5 | 2.5 | 5 | 0 | 1 | 23 | 23.0 | 23 | 0 |
| Dec 19 | @ Sea | W | p | 1 | 0 | 12 | 12.0 | 12 | 0 | 1 | 46 | 46.0 | 46 | 0 |
| Dec 27 | NO | L | p | 2 | 0 | 6 | 3.0 | 4 | 0 | 2 | 26 | 13.0 | 18 | 0 |
| Jan 2 | Car | W | p | 3 | 2 | 75 | 25.0 | 55t | 1 | 1 | 20 | 20.0 | 20 | 0 |
| Totals | | 9-7 | 16/4 | 18 | 19 | 230 | 12.8 | 55t | 1 | 40 | 1100 | 27.5 | 102t | 1 |
| Postseason | | | | | | | | | | | | | | |
| Jan 15 | GB | L | p | 0 | 0 | 0 | - | - | 0 | 6 | 195 | 32.5 | 102t | 1 |
| Totals | | 0-1 | 1/0 | 0 | 0 | 0 | - | - | 0 | 6 | 195 | 32.5 | 102t | 1 |

| 2011 Atlanta Falcons | | | PUNT RETURNS | | | | | | | KICKOFF RETURNS | | | | |
|----------------------|-------|------|--------------|----|----|-----|------|----|----|-----------------|-----|------|----|----|
| Date | Opp | W-L | GP / GS | No | FC | Yds | Avg | Lg | TD | No | Yds | Avg | Lg | TD |
| Sept 11 | @ Chi | L | p | 3 | 1 | 10 | 3.3 | 8 | 0 | 2 | 33 | 16.5 | 20 | 0 |
| Sept 18 | Phi | W | p | 1 | 1 | 19 | 19.0 | 19 | 0 | 3 | 78 | 26.0 | 36 | 0 |
| Sept 25 | @ TB | L | p | 2 | 1 | 16 | 8.0 | 13 | 0 | 3 | 58 | 19.3 | 25 | 0 |
| Oct 2 | @ Sea | W | p | 2 | 1 | 24 | 12.0 | 13 | 0 | 1 | 19 | 19.0 | 19 | 0 |
| Oct 9 | GB | L | p | 1 | 1 | 3 | 3.0 | 3 | 0 | 1 | 28 | 28.0 | 28 | 0 |
| Oct 16 | Car | W | p | 1 | 1 | 8 | 8.0 | 8 | 0 | 1 | 22 | 22.0 | 22 | 0 |
| Oct 23 | @ Det | W | p | 4 | 1 | 62 | 15.5 | 37 | 0 | 3 | 82 | 27.3 | 37 | 0 |
| Nov 6 | @ Ind | W | p | 3 | 2 | 19 | 6.3 | 11 | 0 | 0 | 0 | - | - | 0 |
| Nov 13 | NO | L | p | 0 | 1 | 0 | - | - | 0 | 2 | 41 | 20.5 | 25 | 0 |
| Nov 20 | Ten | W | s | 2 | 2 | 27 | 13.5 | 16 | 0 | 0 | 0 | - | - | 0 |
| Nov 27 | Min | W | p | 4 | 2 | 54 | 13.5 | 42 | 0 | 2 | 52 | 26.0 | 26 | 0 |
| Dec 4 | @ Hou | L | p | 2 | 0 | 22 | 11.0 | 11 | 0 | 2 | 47 | 23.5 | 30 | 0 |
| Dec 11 | @ Car | W | p | 2 | 1 | 14 | 7.0 | 12 | 0 | 1 | 23 | 23.0 | 23 | 0 |
| Dec 15 | Jax | W | p | 4 | 2 | 28 | 7.0 | 10 | 0 | 2 | 53 | 26.5 | 29 | 0 |
| Dec 26 | @ NO | L | s | 0 | 1 | 0 | - | - | 0 | 1 | 27 | 27.0 | 27 | 0 |
| Jan 1 | TB | W | p | 1 | 1 | 9 | 9.0 | 9 | 0 | 0 | 0 | - | - | 0 |
| Totals | | 10-6 | 16/2 | 32 | 19 | 315 | 9.8 | 42 | 0 | 24 | 563 | 23.5 | 37 | 0 |
| Postseason | | | | | | | | | | | | | | |
| Jan 8 | @ NYG | L | p | 0 | 0 | 0 | - | - | 0 | 4 | 83 | 20.8 | 27 | 0 |
| Totals | | 0-1 | 1/0 | 0 | 0 | 0 | - | - | 0 | 4 | 83 | 20.8 | 27 | 0 |

ERIC WEEMS' GAME-BY-GAME

2012 Chicago Bears

| 2012 Chicago Bears | | | PUNT RETURNS | | | | | | | KICKOFF RETURNS | | | | |
|--------------------|-------|------|--------------|----|----|-----|-----|----|----|-----------------|-----|------|----|----|
| Date | Opp | W-L | GP / GS | No | FC | Yds | Avg | Lg | TD | No | Yds | Avg | Lg | TD |
| Sept 9 | Ind | W | p | 0 | 0 | 0 | - | - | 0 | 0 | 0 | - | - | 0 |
| Sept 13 | @ GB | L | p | 0 | 0 | 0 | - | - | 0 | 0 | 0 | - | - | 0 |
| Sept 23 | StL | W | p | 0 | 0 | 0 | - | - | 0 | 0 | 0 | - | - | 0 |
| Oct 1 | @ Dal | W | p | 0 | 0 | 0 | - | - | 0 | 0 | 0 | - | - | 0 |
| Oct 7 | @ Jax | W | p | 0 | 0 | 0 | - | - | 0 | 0 | 0 | - | - | 0 |
| Oct 22 | Det | W | p | 0 | 1 | 0 | - | - | 0 | 1 | 27 | 27.0 | 27 | 0 |
| Oct 28 | Car | W | p | 0 | 0 | 0 | - | - | 0 | 1 | 3 | 3.0 | 3 | 0 |
| Nov 4 | @ Ten | W | p | 0 | 0 | 0 | - | - | 0 | 0 | 0 | - | - | 0 |
| Nov 11 | Hou | L | p | 0 | 0 | 0 | - | - | 0 | 0 | 0 | - | - | 0 |
| Nov 19 | @ SF | L | p | 0 | 0 | 0 | - | - | 0 | 0 | 0 | - | - | 0 |
| Nov 25 | Min | W | p | 0 | 0 | 0 | - | - | 0 | 3 | 65 | 21.7 | 27 | 0 |
| Dec 2 | Sea | L | p | 1 | 0 | 0 | 0.0 | 0 | 0 | 3 | 65 | 21.7 | 22 | 0 |
| Dec 9 | @ Min | L | s | 0 | 0 | 0 | - | - | 0 | 4 | 59 | 14.8 | 18 | 0 |
| Dec 16 | GB | L | p | 0 | 0 | 0 | - | - | 0 | 0 | 0 | - | - | 0 |
| Dec 23 | @ Ari | W | p | 0 | 0 | 0 | - | - | 0 | 1 | 12 | 12.0 | 12 | 0 |
| Dec 30 | @ Det | W | p | 0 | 0 | 0 | - | - | 0 | 0 | 0 | - | - | 0 |
| Totals | | 10-6 | 16/1 | 1 | 1 | 0 | 0.0 | 0 | 0 | 13 | 231 | 17.8 | 27 | 0 |

2013 Chicago Bears

| 2013 Chicago Bears | | | PUNT RETURNS | | | | | | | KICKOFF RETURNS | | | | |
|--------------------|-------|-----|--------------|------|----|-----|-----|----|----|-----------------|-----|------|----|----|
| Date | Opp | W-L | GP / GS | No | FC | Yds | Avg | Lg | TD | No | Yds | Avg | Lg | TD |
| Sept 8 | Cin | W | p | 0 | 0 | 0 | - | - | 0 | 0 | 0 | - | - | 0 |
| Sept 15 | Min | W | p | 0 | 0 | 0 | - | - | 0 | 0 | 0 | - | - | 0 |
| Sept 22 | @ Pit | W | p | 0 | 0 | 0 | - | - | 0 | 1 | 15 | 15.0 | 15 | 0 |
| Sept 29 | @ Det | L | p | 0 | 0 | 0 | - | - | 0 | 0 | 0 | - | - | 0 |
| Oct 6 | NO | L | p | 0 | 0 | 0 | - | - | 0 | 0 | 0 | - | - | 0 |
| Oct 10 | NYG | W | p | 0 | 0 | 0 | - | - | 0 | 0 | 0 | - | - | 0 |
| Oct 20 | @ Was | L | p | 0 | 1 | 0 | - | - | 0 | 2 | 23 | 11.5 | 13 | 0 |
| Nov 4 | @ GB | W | p | 0 | 0 | 0 | - | - | 0 | 0 | 0 | - | - | 0 |
| Nov 10 | Det | L | p | 0 | 0 | 0 | - | - | 0 | 0 | 0 | - | - | 0 |
| Nov 17 | Bal | W | p | 0 | 0 | 0 | - | - | 0 | 0 | 0 | - | - | 0 |
| Nov 24 | @ StL | L | p | 0 | 0 | 0 | - | - | 0 | 0 | 0 | - | - | 0 |
| Dec 1 | @ Min | L | p | 0 | 0 | 0 | - | - | 0 | 0 | 0 | - | - | 0 |
| Dec 9 | Dal | W | p | 0 | 0 | 0 | - | - | 0 | 0 | 0 | - | - | 0 |
| Dec 15 | @ Cle | W | p | 0 | 0 | 0 | - | - | 0 | 0 | 0 | - | - | 0 |
| Dec 22 | @ Phi | L | p | 0 | 0 | 0 | - | - | 0 | 1 | 19 | 19.0 | 19 | 0 |
| Dec 29 | GB | L | p | 0 | 0 | 0 | - | - | 0 | 1 | 0 | 0.0 | 0 | 0 |
| Totals | | | 8-8 | 16/0 | 0 | 1 | 0 | - | 0 | 5 | 57 | 11.4 | 19 | 0 |

2014 Atlanta Falcons

| 2014 Atlanta Falcons | | | PUNT RETURNS | | | | | | | KICKOFF RETURNS | | | | |
|----------------------|-------|------|--------------|----|----|-----|-----|----|----|-----------------|-----|------|----|----|
| Date | Opp | W-L | GP / GS | No | FC | Yds | Avg | Lg | TD | No | Yds | Avg | Lg | TD |
| Sept 7 | NO | W | p | 0 | 0 | 0 | - | - | 0 | 0 | 0 | - | - | 0 |
| Sept 14 | @ Cin | L | p | 0 | 0 | 0 | - | - | 0 | 0 | 0 | - | - | 0 |
| Sept 18 | TB | W | p | 0 | 0 | 0 | - | - | 0 | 0 | 0 | - | - | 0 |
| Sept 28 | @ Min | L | p | 0 | 0 | 0 | - | - | 0 | 0 | 0 | - | - | 0 |
| Oct 5 | @ NYG | L | p | 0 | 0 | 0 | - | - | 0 | 0 | 0 | - | - | 0 |
| Oct 12 | Chi | L | p | 0 | 0 | 0 | - | - | 0 | 0 | 0 | - | - | 0 |
| Oct 19 | @ Bal | L | p | 0 | 0 | 0 | - | - | 0 | 0 | 0 | - | - | 0 |
| Oct 26 | Det | L | p | 0 | 0 | 0 | - | - | 0 | 0 | 0 | - | - | 0 |
| Nov 9 | @ TB | W | p | 0 | 0 | 0 | - | - | 0 | 0 | 0 | - | - | 0 |
| Nov 16 | @ Car | W | p | 0 | 0 | 0 | - | - | 0 | 0 | 0 | - | - | 0 |
| Nov 23 | Cle | L | p | 0 | 0 | 0 | - | - | 0 | 0 | 0 | - | - | 0 |
| Nov 30 | Ari | W | p | 0 | 0 | 0 | - | - | 0 | 0 | 0 | - | - | 0 |
| Dec 8 | @ GB | L | p | 0 | 0 | 0 | - | - | 0 | 2 | 34 | 17.0 | 17 | 0 |
| Dec 14 | Pit | L | p | 0 | 0 | 0 | - | - | 0 | 0 | 0 | - | - | 0 |
| Dec 21 | @ NO | W | p | 0 | 0 | 0 | - | - | 0 | 0 | 0 | - | - | 0 |
| Dec 28 | Car | L | p | 0 | 0 | 0 | - | - | 0 | 0 | 0 | - | - | 0 |
| Totals | | 6-10 | 16/0 | 0 | 0 | 0 | - | - | 0 | 2 | 34 | 17.0 | 17 | 0 |

2015 Atlanta Falcons

| 2015 Atlanta Falcons | | | PUNT RETURNS | | | | | | | KICKOFF RETURNS | | | | |
|----------------------|-------|-----|--------------|----|----|-----|------|----|----|-----------------|-----|------|----|----|
| Date | Opp | W-L | GP / GS | No | FC | Yds | Avg | Lg | TD | No | Yds | Avg | Lg | TD |
| Sept 14 | Phi | W | p | 2 | 1 | 18 | 9.0 | 9 | 0 | 3 | 59 | 19.7 | 26 | 0 |
| Sept 20 | @ NYG | W | p | 1 | 2 | 10 | 10.0 | 10 | 0 | 1 | 21 | 21.0 | 21 | 0 |
| Sept 27 | @ Dal | W | p | 0 | 4 | 0 | - | - | 0 | 1 | 23 | 23.0 | 23 | 0 |
| Oct 4 | Hou | W | p | 2 | 1 | 29 | 14.5 | 18 | 0 | 1 | 29 | 29.0 | 29 | 0 |
| Oct 11 | Was | W | p | 2 | 1 | 14 | 7.0 | 8 | 0 | 0 | 0 | - | - | 0 |
| Oct 15 | @ NO | L | p | 2 | 0 | 21 | 10.5 | 11 | 0 | 0 | 0 | - | - | 0 |
| Oct 25 | @ Ten | W | p | 1 | 3 | 12 | 12.0 | 12 | 0 | 1 | 28 | 28.0 | 28 | 0 |
| Nov 1 | TB | L | p | 2 | 1 | 23 | 11.5 | 24 | 0 | 2 | 58 | 29.0 | 31 | 0 |
| Nov 8 | @ SF | L | p | 4 | 1 | 76 | 19.0 | 41 | 0 | 4 | 115 | 28.8 | 50 | 0 |

| | | | | | | | | | | | | | | | |
|--------|-------|---|-----|------|----|----|-----|------|----|---|----|------|------|----|---|
| Nov 22 | Ind | L | p | 1 | 2 | 1 | 1.0 | 1 | 0 | 1 | 26 | 26.0 | 26 | 0 | |
| Nov 29 | Min | L | p | 2 | 0 | 17 | 8.5 | 10 | 0 | 1 | 44 | 44.0 | 44 | 0 | |
| Dec 6 | @ TB | L | p | 0 | 0 | 0 | - | - | 0 | 0 | 0 | - | - | 0 | |
| Dec 13 | @ Car | L | p | 0 | 0 | 0 | - | - | 0 | 0 | 0 | - | - | 0 | |
| Dec 20 | @ Jax | W | p | 0 | 0 | 0 | - | - | 0 | 0 | 0 | - | - | 0 | |
| Dec 27 | Car | W | p | 0 | 0 | 0 | - | - | 0 | 0 | 0 | - | - | 0 | |
| Jan 3 | NO | L | p | 0 | 0 | 0 | - | - | 0 | 0 | 0 | - | - | 0 | |
| Totals | | | 8-8 | 16/0 | 19 | 16 | 221 | 11.6 | 41 | 0 | 15 | 403 | 26.9 | 50 | 0 |

2016 Atlanta Falcons

| 2016 Atlanta Falcons | | | PUNT RETURNS | | | | | | | KICKOFF RETURNS | | | | |
|----------------------|-------|------|--------------|----|----|-----|------|----|----|-----------------|-----|------|----|----|
| Date | Opp | W-L | GP / GS | No | FC | Yds | Avg | Lg | TD | No | Yds | Avg | Lg | TD |
| Sept 11 | TB | L | p | 2 | 3 | 22 | 11.0 | 13 | 0 | 3 | 85 | 28.3 | 34 | 0 |
| Sept 18 | @ Oak | W | p | 2 | 1 | 73 | 36.5 | 73 | 0 | 0 | 0 | - | - | 0 |
| Sept 26 | @ NO | W | p | 0 | 0 | 0 | - | - | 0 | 2 | 54 | 27.0 | 42 | 0 |
| Oct 2 | Car | W | p | 3 | 0 | 25 | 8.3 | 18 | 0 | 1 | 0 | 0.0 | 0 | 0 |
| Oct 9 | @ Den | W | p | 1 | 3 | 7 | 7.0 | 7 | 0 | 1 | 17 | 17.0 | 17 | 0 |
| Oct 16 | @ Sea | L | p | 1 | 2 | 11 | 11.0 | 11 | 0 | 2 | 46 | 23.0 | 28 | 0 |
| Oct 23 | SD | L | p | 1 | 1 | 0 | 0.0 | 0 | 0 | 0 | 0 | - | - | 0 |
| Oct 30 | GB | W | p | 2 | 0 | 28 | 14.0 | 18 | 0 | 1 | 21 | 21.0 | 21 | 0 |
| Nov 3 | @ TB | W | p | 2 | 1 | 1 | 0.5 | 1 | 0 | 2 | 54 | 27.0 | 29 | 0 |
| Nov 13 | @ Phi | L | p | 1 | 0 | 9 | 9.0 | 9 | 0 | 3 | 74 | 24.7 | 28 | 0 |
| Nov 27 | Ari | W | p | 2 | 1 | 6 | 3.0 | 5 | 0 | 1 | 23 | 23.0 | 23 | 0 |
| Dec 4 | KC | L | p | 1 | 0 | -1 | -1.0 | -1 | 0 | 1 | 17 | 17.0 | 17 | 0 |
| Dec 11 | @ LA | W | p | 0 | 4 | 0 | - | - | 0 | 0 | 0 | - | - | 0 |
| Dec 18 | SF | W | p | 2 | 4 | 42 | 21.0 | 42 | 0 | 0 | 0 | - | - | 0 |
| Dec 24 | @ Car | W | p | 1 | 1 | 11 | 11.0 | 11 | 0 | 0 | 0 | - | - | 0 |
| Jan 1 | NO | W | p | 3 | 0 | 39 | 13.0 | 16 | 0 | 0 | 0 | - | - | 0 |
| Totals | | 11-5 | 16/0 | 24 | 21 | 273 | 11.4 | 73 | 0 | 17 | 391 | 23.0 | 42 | 0 |
| Postseason | | | | | | | | | | | | | | |
| Jan 14 | Sea | W | p | 1 | 0 | 10 | 10.0 | 10 | 0 | 1 | 18 | 18.0 | 18 | 0 |
| Jan 22 | GB | W | p | 1 | 1 | 14 | 14.0 | 14 | 0 | 1 | 23 | 23.0 | 23 | 0 |
| Feb 5 | NE | L | p | 1 | 2 | 0 | 0.0 | 0 | 0 | 2 | 25 | 12.5 | 14 | 0 |
| Totals | | 2-1 | 3/0 | 3 | 3 | 24 | 8.0 | 14 | 0 | 4 | 66 | 16.5 | 23 | 0 |

2017 Tennessee Titans

| 2017 Tennessee Titans | | | PUNT RETURNS | | | | | | | KICKOFF RETURNS | | | | |
|-----------------------|-------|-----|--------------|----|----|-----|-----|----|----|-----------------|-----|------|----|----|
| Date | Opp | W-L | GP / GS | No | FC | Yds | Avg | Lg | TD | No | Yds | Avg | Lg | TD |
| Sept 10 | Oak | L | p | 0 | 0 | 0 | - | 0 | 0 | 0 | 0 | - | 0 | 0 |
| Sept 17 | @ Jax | W | p | 0 | 0 | 0 | - | 0 | 0 | 1 | 0 | 0.0 | 0 | 0 |
| Sept 24 | Sea | W | p | 0 | 0 | 0 | - | 0 | 0 | 0 | 0 | - | 0 | 0 |
| Oct 1 | @ Hou | L | p | 0 | 0 | 0 | - | 0 | 0 | 0 | 0 | - | 0 | 0 |
| Oct 8 | @ Mia | L | p | 0 | 0 | 0 | - | 0 | 0 | 1 | 18 | 18.0 | 18 | 0 |
| Oct 16 | Ind | W | p | 2 | 0 | 15 | 7.5 | 13 | 0 | 0 | 0 | - | 0 | 0 |
| Oct 22 | @ Cle | W | p | 0 | 0 | 0 | - | 0 | 0 | 0 | 0 | - | 0 | 0 |
| Nov 5 | Bal | W | p | 0 | 0 | 0 | - | 0 | 0 | 0 | 0 | - | 0 | 0 |
| Nov 12 | Cin | W | p | 0 | 0 | 0 | - | 0 | 0 | 0 | 0 | - | 0 | 0 |
| Nov 16 | @ Pit | L | p | 0 | 0 | 0 | - | 0 | 0 | 0 | 0 | - | 0 | 0 |
| Nov 26 | @ Ind | W | p | 0 | 0 | 0 | - | 0 | 0 | 0 | 0 | - | 0 | 0 |
| Dec 3 | Hou | W | p | 0 | 0 | 0 | - | 0 | 0 | 0 | 0 | - | 0 | 0 |
| Dec 10 | @ Ari | L | p | 0 | 0 | 0 | - | 0 | 0 | 0 | 0 | - | 0 | 0 |
| Dec 17 | @ SF | L | p | 0 | 0 | 0 | - | 0 | 0 | 0 | 0 | - | 0 | 0 |
| Dec 24 | LAR | L | p | 0 | 0 | 0 | - | 0 | 0 | 0 | 0 | - | 0 | 0 |
| Dec 31 | Jax | W | p | 0 | 0 | 0 | - | 0 | 0 | 0 | 0 | - | 0 | 0 |
| Totals | | 9-7 | 16/0 | 2 | 0 | 15 | 7.5 | 13 | 0 | 2 | 18 | 9.0 | 18 | 0 |
| Playoffs | | | | | | | | | | | | | | |
| Jan 6 | @ KC | W | p | 0 | 0 | 0 | - | 0 | 0 | 0 | 0 | - | 0 | 0 |
| Jan 13 | @ NE | L | p | 0 | 0 | 0 | - | 0 | 0 | 0 | 0 | - | 0 | 0 |
| Totals | | 1-1 | 2/0 | 0 | 0 | 0 | - | 0 | 0 | 0 | 0 | - | 0 | 0 |

ERIC WEEMS' NFL STATISTICS

| REGULAR SEASON | | RECEIVING | | | | | | RUSHING | | | | | |
|-------------------|-----------|------------|----------|-----------|------------|------------|-----------|----------|-----------|-----------|------------|-----------|----------|
| Year | Team | GP | GS | No | Yds | Avg | Lg | TD | Att | Yds | Avg | Lg | TD |
| 2007 | Atlanta | 1 | 0 | 0 | 0 | 0.0 | 0 | 0 | 0 | 0 | 0.0 | 0 | 0 |
| 2008 | Atlanta | 6 | 0 | 1 | 4 | 4.0 | 4 | 0 | 0 | 0 | 0.0 | 0 | 0 |
| 2009 | Atlanta | 16 | 0 | 6 | 50 | 8.3 | 30t | 2 | 8 | 53 | 6.6 | 31 | 0 |
| 2010 | Atlanta | 16 | 4 | 6 | 61 | 10.2 | 18 | 0 | 0 | 0 | 0.0 | 0 | 0 |
| 2011 | Atlanta | 16 | 2 | 11 | 90 | 8.2 | 18 | 0 | 0 | 0 | 0.0 | 0 | 0 |
| 2012 | Chicago | 16 | 1 | 2 | 27 | 13.5 | 18 | 0 | 0 | 0 | 0.0 | 0 | 0 |
| 2013 | Chicago | 16 | 0 | 1 | 8 | 8.0 | 8 | 0 | 0 | 0 | 0.0 | 0 | 0 |
| 2014 | Atlanta | 16 | 0 | 10 | 102 | 10.2 | 40 | 2 | 0 | 0 | 0.0 | 0 | 0 |
| 2015 | Atlanta | 16 | 0 | 1 | 11 | 11.0 | 11 | 0 | 1 | 4 | 4.0 | 4 | 0 |
| 2016 | Atlanta | 16 | 0 | 0 | 0 | 0.0 | 0 | 0 | 0 | 0 | 0.0 | 0 | 0 |
| 2017 | Tennessee | 16 | 0 | 1 | 5 | 5.0 | 5 | 0 | 1 | 0 | 0.0 | 0 | 0 |
| NFL Totals | | 151 | 7 | 39 | 358 | 9.2 | 40 | 4 | 10 | 57 | 5.7 | 31 | 0 |

| REGULAR SEASON | | PUNT RETURNS | | | | | | KICKOFF RETURNS | | | | |
|----------------|-----------|--------------|----|-------|------|-----|----|-----------------|-------|------|------|----|
| Year | Team | No | FC | Yds | Avg | Lg | TD | No | Yds | Avg | Lg | TD |
| 2007 | Atlanta | 0 | 0 | 0 | - | - | 0 | 0 | 0 | - | - | 0 |
| 2008 | Atlanta | 0 | 0 | 0 | - | - | 0 | 1 | 19 | 19.0 | 19 | 0 |
| 2009 | Atlanta | 27 | 14 | 270 | 10.0 | 28 | 0 | 48 | 1,214 | 25.3 | 62 | 0 |
| 2010 | Atlanta | 18 | 19 | 230 | 12.8 | 55t | 1 | 40 | 1,100 | 27.5 | 102t | 1 |
| 2011 | Atlanta | 32 | 19 | 315 | 9.8 | 42 | 0 | 24 | 563 | 23.5 | 37 | 0 |
| 2012 | Chicago | 1 | 1 | 0 | 0.0 | 0 | 0 | 13 | 231 | 17.8 | 27 | 0 |
| 2013 | Chicago | 0 | 1 | 0 | 0.0 | 0 | 0 | 5 | 57 | 11.4 | 19 | 0 |
| 2014 | Atlanta | 0 | 0 | 0 | - | - | 0 | 2 | 34 | 17.0 | 17 | 0 |
| 2015 | Atlanta | 19 | 16 | 221 | 11.6 | 41 | 0 | 15 | 403 | 26.9 | 50 | 0 |
| 2016 | Atlanta | 24 | 21 | 273 | 11.4 | 73 | 0 | 17 | 391 | 23.0 | 42 | 0 |
| 2017 | Tennessee | 2 | 0 | 15 | 7.5 | 13 | 0 | 2 | 18 | 9.0 | 18 | 0 |
| NFL Totals | | 123 | 91 | 1,324 | 10.8 | 73 | 1 | 167 | 4,030 | 24.1 | 102t | 1 |

| PLAYOFFS | | PUNT RETURNS | | | | | | KICKOFF RETURNS | | | | |
|------------|-----------|--------------|----|-----|-----|----|----|-----------------|-----|------|------|----|
| Year | Team | No | FC | Yds | Avg | Lg | TD | No | Yds | Avg | Lg | TD |
| 2008 | Atlanta | 0 | 0 | 0 | - | 0 | 0 | 0 | 0 | - | 0 | 0 |
| 2010 | Atlanta | 0 | 0 | 0 | - | 0 | 0 | 6 | 195 | 32.5 | 102t | 1 |
| 2011 | Atlanta | 0 | 0 | 0 | - | 0 | 0 | 4 | 83 | 20.8 | 27 | 0 |
| 2016 | Atlanta | 3 | 3 | 24 | 8.0 | 14 | 0 | 4 | 66 | 16.5 | 23 | 0 |
| 2017 | Tennessee | 0 | 0 | 0 | - | 0 | 0 | 0 | 0 | - | 0 | 0 |
| NFL Totals | | 3 | 3 | 24 | 8.0 | 14 | 0 | 14 | 344 | 24.6 | 102t | 1 |

Single-Game Highs

Receptions - 4 (Twice, last vs. Tampa Bay 9/18/14)
 Receiving Yards - 69 vs. Tampa Bay (9/18/14)
 Long Reception - 40 vs. Tampa Bay (9/18/14)
 Punt Returns - 5 vs. Buffalo (12/27/09)
 Punt Return Yards - 76 at San Francisco (11/8/15)
 Punt Return Long - 73 at Oakland (9/18/16)
 Punt Return Touchdown - 1 vs. Carolina (1/2/11)
 Kickoff Returns - 6 (Twice, last vs. Cincinnati 10/24/10)
 Kickoff Return Yards - 168 vs. Cincinnati (10/24/10)
 Kickoff Return Long - 102t at Tampa Bay (12/5/10)
 Kickoff Touchdown - 1 at Tampa Bay (12/5/10)

Playoff Single-Game Highs

Punt Returns - 1 (Three times, last vs. New England 2/5/17)
 Punt Return Yards - 14 vs. Green Bay (1/22/17)
 Punt Return Long - 14 vs. Green Bay (1/22/17)
 Kickoff Returns - 6 vs. Green Bay (1/22/17)
 Kickoff Return Yards - 195 vs. Green Bay (1/22/17)
 Kickoff Return Long - 102t vs. Green Bay (1/22/17)
 Kickoff Touchdown - 1 vs. Green Bay (1/22/17)

Additional Statistics

Special Teams Tackles - [12 \(2017\)](#), 15 (2016), 8 (2015), 13 (2014), 13 (2013), 12 (2012), 12 (2011), 16 (2010), 10 (2009), 3 (2008)
 Fumbles Forced - 1 (Twice, last at New York Giants 10/5/14)
 Fumbles Recovered - 1 (Six times, last at Baltimore 10/19/14)



96 SYLVESTER WILLIAMS

NOSE TACKLE • 6'2" • 313 LBS • COLLEGE: NORTH CAROLINA

ACQUIRED: UNRESTRICTED FREE AGENT (DENVER) - 2017

NFL EXPERIENCE (NFL/TITANS): 5/1 • HOMETOWN: JEFFERSON CITY, MO.

GAMES PLAYED/GAMES STARTED: 75/58 (PLAYOFFS: 9/7)



Super Bowl: 2015

PRO: Early in the 2017 NFL's unrestricted free agency period, the Titans reached a deal to bring former Denver Broncos nose tackle Sylvester Williams to Tennessee. The University of North Carolina product was originally drafted by the Broncos in the first round of the 2013 NFL Draft. The massive 6-foot-2-inch, 313-pound lineman provides stability and a run-stuffing presence in the middle of the Titans defensive line. He appeared in 60 games (48 starts) in four seasons in Denver and was a key member of the Super Bowl 50 Championship squad. A permanent starter from 2014-16, Williams helped the Broncos defense rank eighth in the NFL in rushing yards allowed during that time, surrendering only 97.9 yards per game on the ground.

CAREER HIGHLIGHTS:

- During his first four NFL seasons in Denver, Williams played in 60 games in the regular season and seven postseason contests. His regular season totals with the Broncos included 64 tackles, 4.5 sacks, one pass defended, one forced fumble and one blocked field goal.
- In 2015, Williams helped the Broncos defense finish first overall in the NFL (283.1 yards per game) en route to winning Super Bowl 50.
- In 2014, Williams helped the Broncos defense finish second against the run and set a franchise record for opponents' average rushing yards per game (79.8).

TITANS TIDBITS:

- After high school, Williams, who only played one season of football in high school, worked the night shift at Modine Manufacturing Company in Jefferson City, Mo., making radiator parts for large trucks before enrolling in college.

CAREER TRANSACTIONS:

- The Jefferson City, Mo., native was originally selected by the Denver Broncos in the first round (28th overall) of the 2013 NFL Draft.
- Signed by the Titans as an unrestricted free agent on March 14, 2017.

SEASON RECAPS:

2017 (15/10, 2/1 - Tennessee): Played in 15 games with 10 starts at nose tackle in his first season with the Titans and tallied 26 tackles, three quarterback pressures and four stops for loss. Was inactive for one game. Saw action in both postseason contests with one start and registered six tackles, including a stop for loss. Posted a career-high six tackles against Jacksonville (12/31/17).

- Against Oakland (9/10), started at nose tackle in his Titans debut and posted two tackles.
- At Jacksonville (9/17), started at nose tackle and collected a tackle.
- Against Seattle (9/24), played as a reserve at nose tackle.
- At Houston (10/1), started at nose tackle and tallied three tackles. Stuffed D'Onta Foreman for no gain on a rush off right tackle in the final stanza. Stonewalled Alfred Blue for a one-yard loss on a rush off right end in the fourth quarter.
- At Miami (10/8), played as a reserve at nose tackle.
- Against Indianapolis (10/16), was inactive.
- At Cleveland (10/22), started at nose tackle and posted a tackle.
- Against Baltimore (11/5), started at nose tackle and collected a tackle.
- Against Cincinnati (11/12), saw action as a reserve at nose tackle and recorded a tackle for loss. Stuffed Joe Mixon for a four-yard loss on a rush off right tackle in the second quarter.
- At Pittsburgh (11/16), played as a reserve at nose tackle and notched two tackles.

- At Indianapolis (11/26), started at nose tackle and registered two tackles.
- Against Houston (12/3), started at nose tackle and produced a tackle and two quarterback pressures.
- At Arizona (12/10), started at nose tackle and tallied two tackles, including a stop for loss. Stuffed Kerwynn Williams for no gain on a rush off right tackle late in the fourth quarter.
- At San Francisco (12/17), started at nose tackle and posted two tackles, including a stop for loss. Stuffed Carlos Hyde for a two-yard loss on a rush off right end in the second quarter.
- Against Los Angeles Rams (12/24), started at nose tackle and notched two tackles.
- Against Jacksonville (12/31), started at nose tackle in his 75th career regular season game and tallied a career-high six tackles, including a stop for loss and a quarterback pressure. Combined with Avery Williamson to stop Leonard Fournette for no gain on a rush off left guard in the third stanza.
- At Kansas City (1/6), saw action as a reserve at nose tackle and recorded four tackles, including a sack and a stop for loss. Stuffed Kareem Hunt for a one-yard loss on a rush off left guard in the first quarter. Dropped Alex Smith for a sack midway through the second quarter.
- At New England (1/13), started at nose tackle and registered two tackles. Combined with Brian Orakpo to stuff Jacob Hollister for no gain on a short pass in the fourth quarter.

2016 (16/16 - Denver): Started all 16 games for the first time in his career, totaling a career-high 29 tackles, one sack and one pass defended.

- At Tampa Bay (10/2), notched two solo tackles and one sack, dropping Jameis Winston for a seven-yard loss.
- At San Diego (10/13), posted three tackles.
- Against Houston (10/24), notched three tackles.
- At Oakland (11/6), matched his career high with five tackles.
- At New Orleans (11/13), tallied three solo tackles.
- Against Kansas City (11/27), recorded one solo tackle and one pass defended.

2015 (15/15, 3/3 - Denver): Opened all 15 regular season games played, finishing with a then-career-best 25 tackles and a career-high 2.5 sacks for the league's top-ranked defense (283.1 yards per game). Tallied a pair of tackles and one pass defended in Denver's three postseason contests.

- At Detroit (9/27), posted three tackles and one sack.
- Against Minnesota (10/4), notched a half sack and four tackles.
- At Oakland (10/11), blocked a 38-yard field goal attempt and added a tackle.
- Against Carolina (2/7), posted two tackles and a pass defended in Denver's Super Bowl 50 victory against the Panthers.

2014 (16/13, 1/0 - Denver): Played all 16 games in the regular season, including 13 starts. He totaled 21 tackles and one pass defended while contributing to a defensive line that allowed just 79.8 rushing yards per game—the lowest single-season figure in team history and second-best mark in the NFL in 2014.

- At Seattle (9/21), recorded a season-high four tackles.

2013 (13/4, 3/3 - Denver): Appeared in 13 games with four starts as a rookie, totaling 19 tackles, two sacks, five tackles for loss and one fumble recovery. Contributed two tackles on special teams. Started all three playoff games and totaled three postseason tackles.

- Against Baltimore (9/5), recorded one solo tackle for loss in his NFL debut.

- Against Tennessee (12/8), recorded his first career NFL start.
- Against San Diego (12/12), registered his first career sack and tallied a career-best five tackles.
- At Houston (12/22), led the defense with three tackles for loss.
- At Oakland (12/29), recorded his first career fumble recovery.
- Against Seattle (2/2/14), started and posted two tackles in Super Bowl XLVIII.

COLLEGE:

- Started all 45 games played during his collegiate career at the University of North Carolina (2011-12) and Coffeyville Community College (2009-10), totaling 184 tackles (84 solo), 15.5 sacks, one interception, five passes defended, two forced fumbles and four blocked kicks.
- Named a first-team All-America and All-Atlantic Coast Conference selection following his senior campaign for the Tar Heels in which his six sacks tied for the league lead among defensive tackles.
- Started all 13 games in his first season at North Carolina in 2011 and was the recipient of the team's Jeffrey Cowell Memorial Award given to the outstanding first-year player for the defense.

- Opened all 20 contests at Coffeyville C.C., working his way up from a walk-on in 2009 to a first-team All-Kansas Jayhawk Community College Conference pick in 2010.
- Graduated from North Carolina with a degree in communications.

PERSONAL:

- Played just one season of prep football at Jefferson City (Mo.) High School, making the team as a 310-pound senior and helping the school achieve a final ranking of No. 12 in the state and win the Freelance Football League title.
- Follow Williams on Twitter at @Sylwil92.
- Follow Williams on Snapchat at @Slynineduece.
- Born Sylvester Williams on Nov. 21, 1988 in Jefferson City, Mo.

SYLVESTER WILLIAMS' GAME-BY-GAME

2013 Denver Broncos

| Date | Opp | W/L | P/S | Tot Solo Asst | Sk - Yds | QBP | TFL | Int - Yds | -TD | PD | FF | FR - Yds | SpT |
|-----------------|-------------|-------------|-----|----------------|----------------|--------------|-----|--------------|--------------|--------------|--------------|--------------|------|
| Sept 5 | Bal | W | p | 1 1 0 | 0.0 0.0 | NA | NA | 0 0 0 | 0 0 0 | 0 0 | 0 0 | 0 0 | 0 NA |
| Sept 15 | @ NYG | W | p | 1 0 1 | 0.0 0.0 | NA | NA | 0 0 0 | 0 0 0 | 0 0 | 0 0 | 0 0 | 0 NA |
| Sept 23 | Oak | W | p | 0 0 0 | 0.0 0.0 | NA | NA | 0 0 0 | 0 0 0 | 0 0 | 0 0 | 0 0 | 0 NA |
| Sept 29 | Phi | W | IA | | | | | | | | | | |
| Oct 6 | @ Dal | W | p | 0 0 0 | 0.0 0.0 | NA | NA | 0 0 0 | 0 0 0 | 0 0 | 0 0 | 0 0 | 0 NA |
| Oct 13 | Jax | W | p | 1 1 0 | 0.0 0.0 | NA | NA | 0 0 0 | 0 0 0 | 0 0 | 0 0 | 0 0 | 0 NA |
| Oct 20 | @ Ind | L | p | 2 0 2 | 0.0 0.0 | NA | NA | 0 0 0 | 0 0 0 | 0 0 | 0 0 | 0 0 | 0 NA |
| Oct 27 | Was | W | IA | | | | | | | | | | |
| Nov 10 | @ SD | W | IA | | | | | | | | | | |
| Nov 17 | KC | W | p | 0 0 0 | 0.0 0.0 | NA | NA | 0 0 0 | 0 0 0 | 0 0 | 0 0 | 0 0 | 0 NA |
| Nov 24 | @ NE | L | p | 1 0 1 | 0.0 0.0 | NA | NA | 0 0 0 | 0 0 0 | 0 0 | 0 0 | 0 0 | 0 NA |
| Dec 1 | @ KC | W | p | 1 1 0 | 0.0 0.0 | NA | NA | 0 0 0 | 0 0 0 | 0 0 | 0 0 | 0 0 | 0 NA |
| Dec 8 | Ten | W | S | 0 0 0 | 0.0 0.0 | NA | NA | 0 0 0 | 0 0 0 | 0 0 | 0 0 | 0 0 | 0 NA |
| Dec 12 | SD | L | S | 5 3 2 | 1.0 0.0 | NA | NA | 0 0 0 | 0 0 0 | 0 0 | 0 0 | 0 0 | 0 NA |
| Dec 22 | @ Hou | W | S | 5 5 0 | 1.0 8.0 | NA | NA | 0 0 0 | 0 0 0 | 0 0 | 0 0 | 0 0 | 0 NA |
| Dec 29 | @ Oak | W | S | 2 1 1 | 0.0 0.0 | NA | NA | 0 0 0 | 0 0 0 | 1 0 | 0 0 | 0 0 | 0 NA |
| Totals | 13-3 | 13/4 | | 19 12 7 | 2.0 8.0 | NA NA | | 0 0 0 | 0 0 0 | 0 0 1 | 0 0 0 | 0 0 2 | |
| Playoffs | | | | | | | | | | | | | |
| Jan 12 | SD | W | S | 1 0 1 | 0.0 0.0 | NA | NA | 0 0 0 | 0 0 0 | 0 0 | 0 0 | 0 0 | 0 0 |
| Jan 19 | NE | W | S | 0 0 0 | 0.0 0.0 | NA | NA | 0 0 0 | 0 0 0 | 0 0 | 0 0 | 0 0 | 0 0 |
| Feb 2 | Sea | L | S | 2 2 0 | 0.0 0.0 | NA | NA | 0 0 0 | 0 0 0 | 0 0 | 0 0 | 0 0 | 0 0 |
| Totals | 2-1 | 3/3 | | 3 2 1 | 0.0 0.0 | NA NA | | 0 0 0 | 0 0 0 | 0 0 0 | 0 0 0 | 0 0 0 | |

2014 Denver Broncos

| Date | Opp | W/L | P/S | Tot Solo Asst | Sk - Yds | QBP | TFL | Int - Yds | -TD | PD | FF | FR - Yds | SpT |
|-----------------|-------------|--------------|-----|----------------|----------------|--------------|-----|--------------|--------------|--------------|--------------|--------------|-----|
| Sept 7 | Ind | W | S | 3 2 1 | 0.0 0.0 | NA | NA | 0 0 0 | 0 0 0 | 0 0 | 0 0 | 0 0 | 0 0 |
| Sept 14 | KC | W | S | 0 0 0 | 0.0 0.0 | NA | NA | 0 0 0 | 0 0 0 | 0 0 | 0 0 | 0 0 | 0 0 |
| Sept 21 | @ Sea | L | S | 4 2 2 | 0.0 0.0 | NA | NA | 0 0 0 | 0 0 0 | 0 0 | 0 0 | 0 0 | 0 0 |
| Oct 5 | Ari | W | S | 1 1 0 | 0.0 0.0 | NA | NA | 0 0 0 | 0 0 0 | 0 0 | 0 0 | 0 0 | 0 0 |
| Oct 12 | @ NYJ | W | S | 1 1 0 | 0.0 0.0 | NA | NA | 0 0 0 | 0 0 0 | 0 0 | 0 0 | 0 0 | 0 0 |
| Oct 19 | SF | W | S | 2 2 0 | 0.0 0.0 | NA | NA | 0 0 0 | 1 0 0 | 0 0 | 0 0 | 0 0 | 0 0 |
| Oct 23 | SD | W | S | 1 1 0 | 0.0 0.0 | NA | NA | 0 0 0 | 0 0 0 | 0 0 | 0 0 | 0 0 | 0 0 |
| Nov 2 | @ NE | L | S | 0 0 0 | 0.0 0.0 | NA | NA | 0 0 0 | 0 0 0 | 0 0 | 0 0 | 0 0 | 0 0 |
| Nov 9 | @ Oak | W | S | 1 0 1 | 0.0 0.0 | NA | NA | 0 0 0 | 0 0 0 | 0 0 | 0 0 | 0 0 | 0 0 |
| Nov 16 | @ STL | L | S | 3 3 0 | 0.0 0.0 | NA | NA | 0 0 0 | 0 0 0 | 0 0 | 0 0 | 0 0 | 0 0 |
| Nov 23 | Mia | W | p | 1 1 0 | 0.0 0.0 | NA | NA | 0 0 0 | 0 0 0 | 0 0 | 0 0 | 0 0 | 0 0 |
| Nov 30 | @ KC | W | S | 0 0 0 | 0.0 0.0 | NA | NA | 0 0 0 | 0 0 0 | 0 0 | 0 0 | 0 0 | 0 0 |
| Dec 7 | Buf | W | S | 2 2 0 | 0.0 0.0 | NA | NA | 0 0 0 | 0 0 0 | 0 0 | 0 0 | 0 0 | 0 0 |
| Dec 14 | @ SD | W | S | 1 1 0 | 0.0 0.0 | NA | NA | 0 0 0 | 0 0 0 | 0 0 | 0 0 | 0 0 | 0 0 |
| Dec 22 | @ Cin | L | p | 1 1 0 | 0.0 0.0 | NA | NA | 0 0 0 | 0 0 0 | 0 0 | 0 0 | 0 0 | 0 0 |
| Dec 28 | Oak | W | p | 0 0 0 | 0.0 0.0 | NA | NA | 0 0 0 | 0 0 0 | 0 0 | 0 0 | 0 0 | 0 0 |
| Totals | 12-4 | 16/13 | | 21 17 4 | 0.0 0.0 | NA NA | | 0 0 0 | 1 0 0 | 0 0 0 | 0 0 0 | 0 0 0 | |
| Playoffs | | | | | | | | | | | | | |
| Jan 11 | Ind | L | p | 1 1 0 | 0.0 0.0 | NA | NA | 0 0 0 | 0 0 0 | 0 0 | 0 0 | 0 0 | 0 0 |
| Totals | 0-1 | 1/0 | | 1 1 0 | 0.0 0.0 | NA NA | | 0 0 0 | 0 0 0 | 0 0 0 | 0 0 0 | 0 0 0 | |

2015 Denver Broncos

| Date | Opp | W/L | P/S | Tot Solo Asst | Sk - Yds | QBP | TFL | Int - Yds | -TD | PD | FF | FR - Yds | SpT |
|---------|-------|-----|-----|---------------|----------|-----|-----|-----------|-------|-----|-----|----------|-----|
| Sept 13 | Bal | W | S | 3 2 1 | 0.0 0.0 | NA | NA | 0 0 0 | 0 0 0 | 0 0 | 0 0 | 0 0 | 0 0 |
| Sept 17 | @ KC | W | S | 1 1 0 | 0.0 0.0 | NA | NA | 0 0 0 | 0 0 0 | 0 0 | 0 0 | 0 0 | 0 0 |
| Sept 27 | @ Det | W | S | 3 2 1 | 1.0 2.0 | NA | NA | 0 0 0 | 0 0 0 | 0 0 | 0 0 | 0 0 | 0 0 |
| Oct 4 | Min | W | S | 4 3 1 | 0.5 4.0 | NA | NA | 0 0 0 | 0 0 0 | 0 0 | 0 0 | 0 0 | 0 0 |
| Oct 11 | @ Oak | W | S | 1 0 1 | 0.0 0.0 | NA | NA | 0 0 0 | 0 0 0 | 0 0 | 0 0 | 0 0 | 0 0 |
| Oct 18 | @ Cle | W | S | 1 1 0 | 0.0 0.0 | NA | NA | 0 0 0 | 0 0 0 | 0 0 | 0 0 | 0 0 | 0 0 |
| Nov 1 | GB | W | S | 3 2 1 | 0.0 0.0 | NA | NA | 0 0 0 | 0 0 0 | 0 0 | 0 0 | 0 0 | 0 0 |
| Nov 8 | @ Ind | L | S | 1 0 1 | 0.0 0.0 | NA | NA | 0 0 0 | 0 0 0 | 0 0 | 0 0 | 0 0 | 0 0 |

| | | | | | | | | | | | | | |
|-----------------|-------------|--------------|----|----------------|----------------|--------------|----|--------------|--------------|--------------|--------------|--------------|-----|
| Nov 15 | KC | L | S | 1 1 0 | 1.0 0.0 | NA | NA | 0 0 0 | 0 0 0 | 0 0 | 0 0 | 0 0 | 0 0 |
| Nov 22 | @ Chi | W | S | 1 1 0 | 0.0 0.0 | NA | NA | 0 0 0 | 0 0 0 | 0 0 | 0 0 | 0 0 | 0 0 |
| Nov 29 | NE | W | S | 0 0 0 | 0.0 0.0 | NA | NA | 0 0 0 | 0 0 0 | 0 0 | 0 0 | 0 0 | 0 0 |
| Dec 6 | @ SD | W | IA | | | | | | | | | | |
| Dec 13 | Oak | L | S | 1 1 0 | 0.0 0.0 | NA | NA | 0 0 0 | 0 0 0 | 0 0 | 0 0 | 0 0 | 0 0 |
| Dec 20 | @ Pit | L | S | 2 2 0 | 0.0 0.0 | NA | NA | 0 0 0 | 0 0 0 | 0 0 | 0 0 | 0 0 | 0 0 |
| Dec 28 | Cin | W | S | 1 0 1 | 0.0 0.0 | NA | NA | 0 0 0 | 0 0 0 | 0 0 | 0 0 | 0 0 | 0 0 |
| Jan 3 | SD | W | S | 2 2 0 | 0.0 0.0 | NA | NA | 0 0 0 | 0 0 0 | 0 0 | 0 0 | 0 0 | 0 0 |
| Totals | 12-4 | 15/15 | | 25 18 7 | 2.5 6.0 | NA NA | | 0 0 0 | 0 0 0 | 0 0 0 | 0 0 0 | 0 0 0 | |
| Playoffs | | | | | | | | | | | | | |
| Jan 17 | Pit | W | S | 0 0 0 | 0.0 0.0 | NA | NA | 0 0 0 | 0 0 0 | 0 0 | 0 0 | 0 0 | 0 0 |
| Jan 24 | NE | W | S | 0 0 0 | 0.0 0.0 | NA | NA | 0 0 0 | 0 0 0 | 0 0 | 0 0 | 0 0 | 0 0 |
| Feb 7 | Car | W | S | 2 1 1 | 0.0 0.0 | NA | NA | 0 0 0 | 1 0 0 | 0 0 | 0 0 | 0 0 | 0 0 |
| Totals | 3-0 | 3/3 | | 2 1 1 | 0.0 0.0 | NA NA | | 0 0 0 | 1 0 0 | 0 0 0 | 0 0 0 | 0 0 0 | |

2016 Denver Broncos

| Date | Opp | W/L | P/S | Tot Solo Asst | Sk - Yds | QBP | TFL | Int - Yds | -TD | PD | FF | FR - Yds | SpT |
|---------------|------------|--------------|-----|----------------|----------------|--------------|-----|--------------|--------------|--------------|--------------|--------------|-----|
| Sept 8 | Car | W | S | 1 1 0 | 0.0 0.0 | NA | NA | 0 0 0 | 0 0 0 | 0 0 | 0 0 | 0 0 | 0 0 |
| Sept 18 | Ind | W | S | 0 0 0 | 0.0 0.0 | NA | NA | 0 0 0 | 0 0 0 | 0 0 | 0 0 | 0 0 | 0 0 |
| Sept 25 | @ Cin | W | S | 0 0 0 | 0.0 0.0 | NA | NA | 0 0 0 | 0 0 0 | 0 0 | 0 0 | 0 0 | 0 0 |
| Oct 2 | @ TB | W | S | 2 2 0 | 1.0 7.0 | NA | NA | 0 0 0 | 0 0 0 | 0 0 | 0 0 | 0 0 | 0 0 |
| Oct 9 | Atl | L | S | 0 0 0 | 0.0 0.0 | NA | NA | 0 0 0 | 0 0 0 | 0 0 | 0 0 | 0 0 | 0 0 |
| Oct 13 | @ SD | L | S | 3 1 2 | 0.0 0.0 | NA | NA | 0 0 0 | 0 0 0 | 0 0 | 0 0 | 0 0 | 0 0 |
| Oct 24 | Hou | W | S | 3 1 2 | 0.0 0.0 | NA | NA | 0 0 0 | 0 0 0 | 0 0 | 0 0 | 0 0 | 0 0 |
| Oct 30 | SD | W | S | 2 1 1 | 0.0 0.0 | NA | NA | 0 0 0 | 0 0 0 | 0 0 | 0 0 | 0 0 | 0 0 |
| Nov 6 | @ Oak | L | S | 5 4 1 | 0.0 0.0 | NA | NA | 0 0 0 | 0 0 0 | 0 0 | 0 0 | 0 0 | 0 0 |
| Nov 13 | @ NO | W | S | 4 3 1 | 0.0 0.0 | NA | NA | 0 0 0 | 0 0 0 | 0 0 | 0 0 | 0 0 | 0 0 |
| Nov 27 | KC | L | S | 1 1 0 | 0.0 0.0 | NA | NA | 0 0 0 | 1 0 0 | 0 0 | 0 0 | 0 0 | 0 0 |
| Dec 4 | @ Jax | W | S | 2 2 0 | 0.0 0.0 | NA | NA | 0 0 0 | 0 0 0 | 0 0 | 0 0 | 0 0 | 0 0 |
| Dec 11 | @ Ten | L | S | 2 2 0 | 0.0 0.0 | NA | NA | 0 0 0 | 0 0 0 | 0 0 | 0 0 | 0 0 | 0 0 |
| Dec 18 | NE | L | S | 1 0 1 | 0.0 0.0 | NA | NA | 0 0 0 | 0 0 0 | 0 0 | 0 0 | 0 0 | 0 0 |
| Dec 25 | @ KC | L | S | 2 1 1 | 0.0 0.0 | NA | NA | 0 0 0 | 0 0 0 | 0 0 | 0 0 | 0 0 | 0 0 |
| Jan 1 | Oak | S | S | 1 1 0 | 0.0 0.0 | NA | NA | 0 0 0 | 0 0 0 | 0 0 | 0 0 | 0 0 | 0 0 |
| Totals | 9-7 | 16/16 | | 29 20 9 | 1.0 7.0 | NA NA | | 0 0 0 | 1 0 0 | 0 0 0 | 0 0 0 | 0 0 0 | |

2017 Tennessee Titans

| Date | Opp | W/L | P/S | Tot | Solo | Asst | Sk | - Yds | QBP | TFL | Int | - Yds | -TD | PD | FF | FR | - Yds | SpT |
|----------|-------|-----|-----|-----|-------|------|-----|-------|-----|-----|-----|-------|-----|----|----|----|-------|-----|
| Sept 10 | Oak | L | S | 2 | 1 | 1 | 0.0 | 0.0 | 0 | 0 | 0 | 0 | 0 | 0 | 0 | 0 | 0 | 0 |
| Sept 17 | @ Jax | W | S | 1 | 0 | 1 | 0.0 | 0.0 | 0 | 0 | 0 | 0 | 0 | 0 | 0 | 0 | 0 | 0 |
| Sept 24 | Sea | W | p | 0 | 0 | 0 | 0.0 | 0.0 | 0 | 0 | 0 | 0 | 0 | 0 | 0 | 0 | 0 | 0 |
| Oct 1 | @ Hou | L | S | 3 | 2 | 1 | 0.0 | 0.0 | 0 | 0 | 0 | 0 | 0 | 0 | 0 | 0 | 0 | 0 |
| Oct 8 | @ Mia | L | p | 0 | 0 | 0 | 0.0 | 0.0 | 0 | 0 | 0 | 0 | 0 | 0 | 0 | 0 | 0 | 0 |
| Oct 16 | Ind | W | IA | | | | | | | | | | | | | | | |
| Oct 22 | @ Cle | W | S | 1 | 0 | 1 | 0.0 | 0.0 | 0 | 0 | 0 | 0 | 0 | 0 | 0 | 0 | 0 | 0 |
| Nov 5 | Bal | W | S | 1 | 0 | 1 | 0.0 | 0.0 | 0 | 0 | 0 | 0 | 0 | 0 | 0 | 0 | 0 | 0 |
| Nov 12 | Cin | W | p | 1 | 1 | 0 | 0.0 | 0.0 | 0 | 1 | 0 | 0 | 0 | 0 | 0 | 0 | 0 | 0 |
| Nov 16 | @ Pit | L | p | 2 | 2 | 0 | 0.0 | 0.0 | 0 | 0 | 0 | 0 | 0 | 0 | 0 | 0 | 0 | 0 |
| Nov 26 | @ Ind | W | S | 2 | 2 | 0 | 0.0 | 0.0 | 0 | 0 | 0 | 0 | 0 | 0 | 0 | 0 | 0 | 0 |
| Dec 3 | Hou | W | S | 1 | 1 | 0 | 0.0 | 0.0 | 2 | 0 | 0 | 0 | 0 | 0 | 0 | 0 | 0 | 0 |
| Dec 10 | @ Ari | L | S | 2 | 2 | 0 | 0.0 | 0.0 | 0 | 1 | 0 | 0 | 0 | 0 | 0 | 0 | 0 | 0 |
| Dec 17 | @ SF | L | S | 2 | 2 | 0 | 0.0 | 0.0 | 0 | 1 | 0 | 0 | 0 | 0 | 0 | 0 | 0 | 0 |
| Dec 24 | LAR | L | S | 2 | 0 | 2 | 0.0 | 0.0 | 0 | 0 | 0 | 0 | 0 | 0 | 0 | 0 | 0 | 0 |
| Dec 31 | Jax | W | S | 6 | 3 | 3 | 0.0 | 0.0 | 1 | 1 | 0 | 0 | 0 | 0 | 0 | 0 | 0 | 0 |
| Totals | | | | 9-7 | 15/11 | 26 | 16 | 10 | 0.0 | 0.0 | 3 | 4 | 0 | 0 | 0 | 0 | 0 | 0 |
| Playoffs | | | | | | | | | | | | | | | | | | |
| Jan 6 | @ KC | W | p | 4 | 2 | 2 | 1.0 | 0.0 | 0 | 1 | 0 | 0 | 0 | 0 | 0 | 0 | 0 | 0 |
| Jan 13 | @ NE | L | S | 2 | 2 | 0 | 0.0 | 0.0 | 0 | 0 | 0 | 0 | 0 | 0 | 0 | 0 | 0 | 0 |
| Totals | | | | 1-1 | 2/1 | 6 | 4 | 2 | 1.0 | 0.0 | 0 | 1 | 0 | 0 | 0 | 0 | 0 | 0 |

SYLVESTER WILLIAMS' NFL STATISTICS

REGULAR SEASON

| | | TACKLES | | | | | | | | | INTERCEPTIONS | | | | | FUMBLES | | | |
|-------------------|-----------|-----------|-----------|------------|-----------|-----------|------------|-------------|----------|----------|---------------|----------|----------|----------|----------|----------|----------|----------|----------|
| Year | Team | GP | GS | Tot | Solo | Asst | Sk | Yds | QBP | TFL | No | Yds | Lg | TD | PD | FF | FR | Yds | SpT |
| 2013 | Denver | 13 | 4 | 19 | 12 | 7 | 2.0 | 8.0 | NA | 5 | 0 | 0 | - | 0 | 0 | 0 | 1 | 0 | 2 |
| 2014 | Denver | 16 | 13 | 21 | 17 | 4 | 0.0 | 0.0 | NA | 0 | 0 | 0 | - | 0 | 1 | 0 | 0 | 0 | 0 |
| 2015 | Denver | 15 | 15 | 25 | 18 | 7 | 2.5 | 6.0 | NA | 0 | 0 | 0 | - | 0 | 0 | 0 | 0 | 0 | 0 |
| 2016 | Denver | 16 | 16 | 29 | 20 | 9 | 1.0 | 7.0 | NA | 0 | 0 | 0 | - | 0 | 1 | 0 | 0 | 0 | 0 |
| 2017 | Tennessee | 15 | 11 | 26 | 16 | 10 | 0.0 | 0.0 | 3 | 4 | 0 | 0 | 0 | 0 | 0 | 0 | 0 | 0 | 0 |
| NFL Totals | | 75 | 59 | 120 | 83 | 37 | 5.5 | 21.0 | 3 | 9 | 0 | 0 | 0 | 0 | 2 | 0 | 1 | 0 | 2 |

PLAYOFFS

| | | TACKLES | | | | | | | | | INTERCEPTIONS | | | | | FUMBLES | | | |
|-------------------|-----------|----------|----------|-----------|----------|----------|------------|------------|----------|----------|---------------|----------|----------|----------|----------|----------|----------|----------|----------|
| Year | Team | GP | GS | Tot | Solo | Asst | Sk | Yds | QBP | TFL | No | Yds | Lg | TD | PD | FF | FR | Yds | SpT |
| 2013 | Denver | 3 | 3 | 3 | 2 | 1 | 0.0 | 0.0 | NA | 0 | 0 | 0 | - | 0 | 0 | 0 | 0 | 0 | 0 |
| 2014 | Denver | 1 | 0 | 1 | 1 | 0 | 0.0 | 0.0 | NA | 0 | 0 | 0 | - | 0 | 0 | 0 | 0 | 0 | 0 |
| 2015 | Denver | 3 | 3 | 2 | 1 | 1 | 0.0 | 0.0 | NA | 0 | 0 | 0 | - | 0 | 1 | 0 | 0 | 0 | 0 |
| 2017 | Tennessee | 2 | 1 | 6 | 4 | 2 | 1.0 | 0.0 | 0 | 1 | 0 | 0 | 0 | 0 | 0 | 0 | 0 | 0 | 0 |
| NFL Totals | | 9 | 7 | 12 | 8 | 4 | 1.0 | 0.0 | 0 | 1 | 0 | 0 | 0 | 0 | 1 | 0 | 0 | 0 | 0 |

Single-Game Highs

Tackles - **6 vs. Jacksonville (12/31/17)**

Sacks - 1 (Five times, last at Tampa Bay, 10/2/16)

Fumble Recovery - 1 at Oakland (12/29/13)

Passes Defensed - 1 (Twice, last vs. Kansas City, 11/27/16)

Playoff Single-Game Highs

Tackles - **4 at Kansas City (1/6/18)**

Sacks - **1 at Kansas City (1/6/18)**

Passes Defensed - 1 vs. Carolina (2/7/16)

Additional Statistics

Blocked Field Goals - 1 at Oakland, 10/11/15



54 AVERY WILLIAMSON

LINEBACKER • 6'1" • 246 LBS • COLLEGE: KENTUCKY

ACQUIRED: 5TH ROUND - 2014 • NFL EXPERIENCE (NFL/TITANS): 4/4

HOMETOWN: MILAN, TENN.

GAMES PLAYED/GAMES STARTED: 63/59 (PLAYOFFS: 2/2)



PRO: The Titans used their fifth-round pick in the 2014 NFL Draft on Kentucky linebacker Avery Williamson. The 6-foot-1-inch, 246-pound defender entered the NFL with a reputation as an aggressive, downhill, sure-tackling inside linebacker. In 2016, Williamson led the team with 149 tackles and became the first player in the Titans era to start his career with back-to-back-to-back 100-tackle seasons. He had one of the most productive seasons of any Titans defensive rookie in recent memory in 2014. Even though he did not record his first start until Week 5, he produced 107 tackles to rank third on the team and record the highest tackle total by a rookie in the "Titans era" (1999–present).

CAREER HIGHLIGHTS:

- In 2016, Williamson led the team in tackles for the second consecutive season with 149 stops.
- In 2015, Williamson led the team with 137 tackles and ranked third on the squad with nine tackles for loss. He became the first player in the Titans era to start his career with back-to-back 100-tackle seasons.
- As a rookie, Williamson saw action in all 16 games with 12 starts at linebacker and ranked third on the team with 107 tackles. He also tied for third on the squad with three sacks.
- As a senior at Kentucky, Williamson was a team captain and led the squad in tackles for the second consecutive season. His 102 tackles tied for fourth place in the SEC.

TITANS TIDBITS:

- Williamson grew up in the West Tennessee town of Milan, which is approximately a two-hour drive from Nashville. He lists Eddie George, Steve McNair and Jevon Kearse as his favorite Titans as a child.
- During the 2016 offseason, Williamson spent time as an analyst on the set of NFL Network.
- One of Williamson's "bucket list" items is to see the pyramids in Egypt.
- In 2013, he was chosen to represent the Kentucky football program on a one-week educational/service trip in Ethiopia.

CAREER TRANSACTIONS:

- The Milan, Tenn., native was selected by the Titans in the fifth round (151st overall) of the 2014 NFL Draft.

SEASON RECAPS:

2017 (16/16, 2/2): Started all 16 games at linebacker and ranked second on the team with 125 tackles, three sacks, 12 quarterback pressures, seven stops for loss, two passes defended and two forced fumbles. Started at linebacker in his first two career postseason games and amassed two tackles, a quarterback pressure and a pass defended. Led or tied for the team lead in tackles five times in 2017 (vs. OAK, at MIA, at CLE, at IND, vs. JAX). Tied for the team lead in sacks once in 2017 (at SF). Led the team in quarterback pressures once in 2017 (at SF). Tied for the team lead in passes defended once in 2017 (at JAX).

- Against Oakland (9/10), started at linebacker and tied for the team lead with 10 tackles. Stopped DeAndre Washington for no gain on a rush off right tackle in the final stanza.
- At Jacksonville (9/17), started at linebacker and collected nine tackles and a pass defended. Tipped a pass intended for Marqise Lee that was then intercepted by Curtis Riley in the second quarter.
- Against Seattle (9/24), started at linebacker and notched eight tackles.
- At Houston (10/1), started at linebacker and tallied eight tackles and a quarterback pressure.
- At Miami (10/8), started at linebacker and led the team with 10 tackles. Combined with Erik Walden to stuff Jay Ajayi for no gain on a rush off right

guard in the third quarter.

- Against Indianapolis (10/16), started at linebacker and recorded six tackles and a forced fumble. Forced a Jack Doyle fumble that was recovered by Wesley Woodyard in the third quarter.
- At Cleveland (10/22), started at linebacker and led the team with 15 tackles, including a stop for loss. Stuffed Isaiah Crowell for a five-yard loss on a rush off right tackle in the third quarter.
- Against Baltimore (11/5), started at linebacker and collected seven tackles and a quarterback pressure.
- Against Cincinnati (11/12), started at linebacker and recorded a tackle.
- At Pittsburgh (11/16), started at linebacker and notched four tackles.
- At Indianapolis (11/26), started at linebacker and led the team with 12 tackles, including a sack, a stop for loss and a quarterback pressure. Teamed with Kevin Dodd to stuff Frank Gore for no gain on a rush up the middle in the second quarter. Combined with Wesley Woodyard to stonewall Gore for a one-yard loss on a rush off right guard in the third quarter. Sacked Jacoby Brissett in the third quarter.
- Against Houston (12/3), started at linebacker and produced seven tackles and a quarterback pressure. Combined with DaQuan Jones to stuff Lamar Miller for no gain on a rush off left guard in the first quarter. Teamed with Johnathan Cyprien to stop Alfred Blue for a one-yard loss on a rush up the middle in the first quarter.
- At Arizona (12/10), started at linebacker and tallied four tackles, including a sack, a stop for loss and a quarterback pressure. Sacked Blaine Gabbert for a four-yard loss on third-and-eight late in the fourth quarter.
- At San Francisco (12/17), started at linebacker and posted six tackles, including a sack, a team-best four quarterback pressures and two stops for loss. Flew through the line and sacked Jimmy Garoppolo for an eight-yard loss in the first quarter. Stuffed Carlos Hyde for a four-yard loss on a rush off left tackle in the second stanza.
- Against Los Angeles Rams (12/24), started at linebacker and notched six tackles and two quarterback pressures.
- Against Jacksonville (12/31), started at linebacker and led the team with 12 tackles, including two stops for loss, a quarterback pressure, a forced fumble and a pass defended. Batted down a pass intended for James O'Shaughnessy early in the first quarter. Stuffed T.J. Yeldon for a two-yard loss on a screen pass in the opening stanza. Stonewalled Leonard Fournette for no gain on a rush off right tackle in the first quarter. Combined with Sylvester Williams to stop Fournette for no gain on a rush off left guard in the third stanza. Forced a Fournette fumble that was recovered by the Jaguars in the fourth quarter.
- At Kansas City (1/6), started at linebacker and recorded a tackle and a quarterback pressure in his first career postseason game. Combined with Wesley Woodyard to stuff Kareem Hunt for a one-yard loss on a rush off right end in the third quarter.
- At New England (1/13), started at linebacker and registered a tackle and a pass defended. Teamed with Kevin Byard to stop James White for no gain on a rush up the middle early in the second quarter. Broke up a pass intended for Rob Gronkowski on the first play of the fourth quarter.

2016 (16/16): Started all 16 games at linebacker and led the team for the second consecutive season with 149 tackles. Led or tied for the team lead in tackles 13 times in 2016 (vs. MIN, at DET, vs. OAK, at HOU, at MIA, vs. CLE, vs. IND, vs. JAX, at SD, at IND, at CHI, vs. DEN, vs. HOU). Tied for the team lead in sacks twice in 2016 (vs. CLE, vs. JAX).

- Against Minnesota (9/11), started at linebacker and led the team with 10 tackles, including a stop for loss and a quarterback pressure. Teamed with Sean Spence to stuff Adrian Peterson for a two-yard loss on the rush off left tackle in the second quarter.

- At Detroit (9/18), started at linebacker and led the team with 11 tackles before leaving the game early in the fourth quarter with an injury.
- Against Oakland (9/25), started at linebacker and led the team with 13 tackles with an interception and a quarterback pressure. Intercepted a Derek Carr pass that was deflected by Jason McCourty at the Tennessee 26-yard line in the fourth quarter.
- At Houston (10/2), started at linebacker and recorded a team-best 15 tackles, including a stop for loss. Teamed with Karl Klug to stuff Alfred Blue for no gain on a rush off left guard in the second quarter.
- Against Cleveland (10/16), started at linebacker and led the team with 10 tackles, including a sack and two quarterback pressures. Dropped Cody Kessler for a five-yard sack early in the fourth quarter.
- Against Indianapolis (10/23), started at linebacker and led the team with nine tackles. Combined with Jurrell Casey to stonewall Robert Turbin for no gain on a rush up the middle in the final stanza.
- Against Jacksonville (10/27), started at linebacker and tied for the team lead with eight tackles, including a sack and a quarterback pressure. Halted a Jaguars' drive by dropping Blake Bortles for a nine-yard sack on third-and-six late in the second quarter.
- At Indianapolis (11/20), started at inside linebacker and led the team with 10 tackles while adding a quarterback pressure. Combined with Wesley Woodyard to stop Frank Gore for no gain on a rush off right tackle late in the fourth quarter.
- Against Denver (12/11), started at inside linebacker and tied for the team lead with seven tackles, a stop for loss and a forced fumble. Stonewalled Devontae Booker for no gain on a third-and-one rush up the middle late in the first quarter. Sealed the win by forcing an A.J. Derby fumble that was recovered by Daimion Stafford with 53 seconds left to play in the fourth quarter.
- At Kansas City (12/18), started at inside linebacker and tallied seven tackles, including a stop for loss and a quarterback pressure. Got the Titans' offense the ball back late in the fourth quarter by stuffing Alex Smith for no gain on a third-and-two rush late in the fourth quarter.
- Against Houston (1/1), started at inside linebacker and led the team with 11 tackles, including two stops for loss and a quarterback pressure. Stuffed Jonathan Grimes for a two-yard loss on a rush up the middle early in the second quarter.

2015 (15/15): Started 15 games at inside linebacker and led the team with 137 tackles. Became the first player in the Titans era to start his career with back-to-back 100-tackle seasons. Ranked third on the squad with nine tackles for loss. Registered 3.5 sacks, 13 quarterback pressures and an interception. Was inactive for one contest. Led or tied for the team lead in tackles six times in 2015 (vs. IND, at NO, vs. CAR, vs. OAK, at NE at IND). Led or tied for the team lead in tackles for loss four times in 2015 (vs. CAR, at JAX, vs. OAK, vs. HOU). Led or tied for the team lead in sacks twice in 2015 (at JAX, vs. OAK). Tied for the team lead in quarterback pressures once in 2015 (vs. CAR). Registered a career-best 16 tackles against Carolina (11/15/15).

- Against Indianapolis (9/27), started at inside linebacker and led the team with a then career-high tying 12 tackles. Stuffed Frank Gore for no gain on a rush off right tackle in the first quarter.
- Against Buffalo (10/11), started at linebacker and finished second on the team with nine tackles, including a sack, a tackle for loss and a quarterback pressure. Dropped Tyrod Taylor for a 12-yard sack in the third quarter.
- Against Atlanta (10/25), started at inside linebacker and amassed five tackles and his first career interception. Teamed with Wesley Woodyard to stuff Devonta Freeman for no gain on a rush off left guard early in the fourth quarter. Intercepted a deflected Matt Ryan fourth-and-goal pass in the end zone late in the fourth quarter.
- At New Orleans (11/8), started at inside linebacker and tied for the team lead with 10 tackles, including two quarterback pressures. Teamed with Angelo Blackson to stuff Mark Ingram for a one-yard loss on a rush off right tackle in the final stanza. Stonewalled Ingram for no gain on a run off right guard in the fourth quarter.
- Against Carolina (11/15), started at inside linebacker and led the team with a career-high 16 tackles, including a half sack, three tackles for loss and two quarterback pressures. Stonewalled Jonathan Stewart for a one-yard loss on a rush off right end in the first quarter. Stuffed Stewart for a two-yard loss on a rush off left tackle in the third stanza. Combined with David Bass to drop Cam Newton for a nine-yard sack late in the third quarter.
- At Jacksonville (11/19), started at inside linebacker and collected five tackles, a sack, three tackles for loss and a quarterback pressure. Combined with Wesley Woodyard to stuff Denard Robinson for no gain on

a rush up the middle in the third quarter. Ended a Jaguars' drive by sacking Blake Bortles for a five-yard loss on third-and-nine in the fourth quarter. Stuffed T.J. Yeldon for no gain on a third-and-one carry up the middle late in the fourth quarter.

- Against Oakland (11/29), started at inside linebacker and led the team with 13 tackles, a sack, a stop for loss and a quarterback pressure. Dropped Derek Carr for a seven-yard sack in the first quarter.
- At New England (12/20), started at inside linebacker and led the team with 15 tackles. Combined with DaQuan Jones to stuff Brandon Bolden for no gain on a rush off right tackle in the final stanza.
- At Indianapolis (1/3), started at inside linebacker and led the team with 10 tackles with a quarterback pressure.

2014 (16/12): Appeared in 16 games with 12 starts at linebacker and ranked third on the team with 107 tackles in his rookie campaign. Tied for third on the squad with three sacks. Posted eight quarterback pressures, eight stops for loss, four passes defended and two fumble recoveries. Recorded seven special teams tackles on coverage units. Led or tied for the team lead in tackles three times in 2014 (vs. HOU, at BAL, vs. PIT). Led or tied for the team lead in sacks twice in 2014 (vs. HOU, vs. PIT). Tied for the team lead in passes defended twice in 2014 (vs. CLE, at HOU). Led or tied for the team lead in quarterback pressures three times in 2014 (at BAL, vs. PIT, at HOU). Registered his first career NFL start against Cleveland (10/5/14). Made his NFL debut at Kansas City (9/7/14).

- At Kansas City (9/7), made his NFL debut as a reserve on special teams.
- At Cincinnati (9/21), played as a reserve at linebacker and posted four tackles, including a stop for loss. Stonewalled Jeremy Hill for a two-yard loss on a rush off right guard in the second quarter.
- At Indianapolis (9/28), saw significant action as a reserve inside linebacker and finished second on the team with nine tackles.
- Against Cleveland (10/5), made his first career start at inside linebacker and finished second on the team with nine tackles and two passes defended. Halted a Browns' drive by breaking up a third-and-five pass intended for Jordan Cameron late in the second quarter. Broke up a pass intended for Cameron on third-and-three late in the third stanza.
- Against Jacksonville (10/12), started at inside linebacker and totaled seven tackles, including a stop for loss and a fumble recovery. Stopped Jordan Todman for no gain on a rush up the middle in the first stanza. Stuffed Todman for a one-yard loss on a rush off left end in the second quarter. Ended a potential Jaguars' scoring drive by recovering a Cecil Shorts III fumble that was forced by Jason McCourty at the Titans' eight-yard line in the fourth quarter.
- At Washington (10/19), started at inside linebacker and collected nine tackles and a fumble recovery. Recovered a Kirk Cousins fumble that was forced by a Derrick Morgan strip-sack in the first quarter.
- Against Houston (10/26), started at linebacker and led the team with 11 tackles, including a sack, two tackles for loss, a pass defended and a quarterback pressure. Stonewalled Arian Foster for a four-yard loss on a screen pass in the first quarter. Stopped Alfred Blue for no gain on a rush up the middle in the opening quarter. Registered his first career sack by dropping Ryan Fitzpatrick for a seven-yard loss in the second quarter. Knocked down a pass intended for Damaris Johnson in the second quarter.
- At Baltimore (11/9), started at linebacker and led the team with a career-best 12 tackles, including two stops for loss and two quarterback pressures. Stuffed Justin Forsett for a two-yard loss on a rush off left tackle in the second quarter. Stonewalled Steve Smith for no gain on a short pass early in the third quarter. Stopped Forsett for a three-yard loss on a rush off right end in the final stanza. Notched a special teams tackle on coverage units.
- Against Pittsburgh (11/17), started at linebacker and tied for the team lead with nine tackles, including a career-best two sacks, a team-high three quarterback pressures and a stop for loss. Teamed with Derrick Morgan to sack Ben Roethlisberger for a one-yard loss in the second quarter. Combined with Wesley Woodyard to sack Roethlisberger for an eight-yard loss in the third quarter. On the next play, ended a Steelers' drive by sacking Roethlisberger for an eight-yard loss on third-and-14. Collected a special teams tackle.
- At Houston (11/30), started at linebacker and notched six tackles, two quarterback pressures and a pass defended. Teamed with Derrick Morgan to stop Damaris Johnson for a seven-yard loss on a reverse in the fourth quarter. Batted down a pass intended for Foster in the fourth quarter.
- Against N.Y. Giants (12/7), started at linebacker and totaled eight tackles, including a stop for loss. Notched a special teams tackle. Teamed with Jurrell Casey to stonewall Andre Williams for a three-yard loss on a rush off left tackle in the second quarter. Stuffed Williams for no gain on a rush up the middle in the second stanza.

COLLEGE:

- In a four-year career at Kentucky, Williamson played in 49 games with 21 starts. He finished his career with 296 total tackles, including double-digit tackles in 12 career contests. After primarily serving on special teams in his first two years, he went over the 100-tackle mark as a junior (135) and senior (102).
- As a senior (2013), played in 12 games with 11 starts and finished the season as Kentucky's leading tackler for the second consecutive year, posting 102 total tackles to tie for fourth in the SEC. Additionally, he posted four tackles for loss, one sack, three quarterback hurries and two fumble recoveries. Served as captain in all 12 games. Had double-digit tackles in four games. Named All-SEC first team by CollegeSportsMadness.com. Earned All-SEC second-team honors from Associated Press, SEC Coaches, ESPN.com, Phil Steele's College Football and Athlon Sports. Also named to the SEC Community Service Team.
- As a junior (2012), registered 10 starts in 12 games and finished first on the team, second in the SEC and placed seventh nationally with 135 total tackles. Earned second-team All-SEC honors from CollegeSportsMadness.com and third-team All-SEC by Phil Steele's College Football. Had eight double-figure tackle performances. Recorded a streak of four games with at least 13 tackles in each game, the first UK player to do so since Randy Holleran in 1990. Additional contributions during the season included 4.5 tackles for loss, three sacks, an interception, four passes defended, two forced fumbles and a fumble recovery.
- As a sophomore (2011), played in all 12 games and registered 49 tackles, a tackle for loss, an interception, a pass defended and a forced fumble. Recorded at least two tackles in every game.
- As a freshman (2010), played in all 13 games, helping give the Wildcats depth at middle linebacker and totaled 10 tackles and one pass breakup.
- At the 2014 NFL Scouting Combine, he placed sixth among linebackers with a 4.66-second 40-yard dash and third among his position group with a 4.07-second short shuttle.

- Graduated in 2014 with a degree in integrated strategic communications.

PERSONAL:

- Attended Milan (Tenn.) High School, where he was a first-team Class AAA All-State linebacker as tabbed by the Tennessee Sports Writers Association. Led Milan to consecutive state championship finals with identical 14-1 records as a junior and senior. Named Region Defensive Player of the Year as a junior and senior. Named one of the top 15 players in Tennessee by Rivals.com.
- As a senior, named West Tennessee Player of the Year by the *Jackson Sun*. Made 125 tackles with one interception during the regular season in his senior year, and he also rushed for 416 yards and seven touchdowns at fullback.
- As a junior, collected 119 tackles, including 21 for loss. He set a Tennessee state championship game record with 22 tackles in the title contest.
- Was named the Outstanding Senior of his graduating high school class, recognizing academics, character and athletics. He was also a member of the honor-student club and the Spanish Club.
- At Kentucky, he was active in the community, participating in the Big Blue U Move-In (2011, 2012), the God's Pantry project (2012, 2013), Read Across America (2012, 2013), Salvation Army bellringing (2012), the "Be the Match" bone marrow drive (2012) and several school visits.
- List of favorites: (movie) "Friday"; (TV show) "Chappelle's Show"; (music artist) Yo Gotti; (school subject) public speaking; (car) Lamborghini; (books) mysteries; (food) baked chicken; and (athlete as a child) Ray Lewis.
- Follow Williamson on Twitter and Instagram at @AWilliamson54.
- Born Avery Milton Williamson on March 9, 1992 in Cleveland, Ohio.

AVERY WILLIAMSON'S GAME-BY-GAME

2014 Tennessee Titans

| Date | Opp | W/L | P/S | Tot | Solo | Asst | Sk | - Yds | QBP | TFL | Int | - Yds | TD | PD | FF | FR | - Yds | SpT |
|---------|-------|------|-------|-----|------|------|-----|-------|-----|-----|-----|-------|----|----|----|----|-------|-----|
| Sept 7 | @ KC | W | p | 0 | 0 | 0 | 0.0 | 0.0 | 0 | 0 | 0 | 0 | 0 | 0 | 0 | 0 | 0 | 0 |
| Sept 14 | Dal | L | p | 0 | 0 | 0 | 0.0 | 0.0 | 0 | 0 | 0 | 0 | 0 | 0 | 0 | 0 | 0 | 0 |
| Sept 21 | @ Cin | L | p | 4 | 2 | 2 | 0.0 | 0.0 | 0 | 1 | 0 | 0 | 0 | 0 | 0 | 0 | 0 | 0 |
| Sept 28 | @ Ind | L | p | 9 | 6 | 3 | 0.0 | 0.0 | 0 | 0 | 0 | 0 | 0 | 0 | 0 | 0 | 0 | 0 |
| Oct 5 | Cle | L | S | 9 | 4 | 5 | 0.0 | 0.0 | 0 | 0 | 0 | 0 | 0 | 2 | 0 | 0 | 0 | 1 |
| Oct 12 | Jax | W | S | 7 | 3 | 4 | 0.0 | 0.0 | 0 | 1 | 0 | 0 | 0 | 0 | 0 | 1 | 41 | 0 |
| Oct 19 | @ Was | L | S | 9 | 5 | 4 | 0.0 | 0.0 | 0 | 0 | 0 | 0 | 0 | 0 | 0 | 1 | 2 | 0 |
| Oct 26 | Hou | L | S | 11 | 8 | 3 | 1.0 | 7.0 | 1 | 2 | 0 | 0 | 0 | 1 | 0 | 0 | 0 | 0 |
| Nov 9 | @ Bal | L | S | 12 | 7 | 5 | 0.0 | 0.0 | 2 | 2 | 0 | 0 | 0 | 0 | 0 | 0 | 0 | 1 |
| Nov 17 | Pit | L | S | 9 | 3 | 6 | 2.0 | 12.5 | 3 | 1 | 0 | 0 | 0 | 0 | 0 | 0 | 0 | 1 |
| Nov 23 | @ Phi | L | S | 6 | 4 | 2 | 0.0 | 0.0 | 0 | 0 | 0 | 0 | 0 | 0 | 0 | 0 | 0 | 2 |
| Nov 30 | @ Hou | L | S | 6 | 2 | 4 | 0.0 | 0.0 | 2 | 0 | 0 | 0 | 0 | 1 | 0 | 0 | 0 | 0 |
| Dec 7 | NYG | L | S | 8 | 3 | 5 | 0.0 | 0.0 | 0 | 1 | 0 | 0 | 0 | 0 | 0 | 0 | 0 | 1 |
| Dec 14 | NYJ | L | S | 6 | 4 | 2 | 0.0 | 0.0 | 0 | 0 | 0 | 0 | 0 | 0 | 0 | 0 | 0 | 0 |
| Dec 18 | @ Jax | L | S | 5 | 2 | 3 | 0.0 | 0.0 | 0 | 0 | 0 | 0 | 0 | 0 | 0 | 0 | 0 | 1 |
| Dec 28 | Ind | L | S | 6 | 2 | 4 | 0.0 | 0.0 | 0 | 0 | 0 | 0 | 0 | 0 | 0 | 0 | 0 | 0 |
| Totals | | 2-14 | 16/12 | 107 | 55 | 52 | 3.0 | 19.5 | 8 | 8 | 0 | 0 | 0 | 4 | 0 | 2 | 43 | 7 |

2015 Tennessee Titans

| Date | Opp | W/L | P/S | Tot | Solo | Asst | Sk | - Yds | QBP | TFL | Int | - Yds | -TD | PD | FF | FR | - Yds | SpT |
|---------|-------|-----|-----|------|-------|------|-----|-------|-----|------|-----|-------|-----|----|----|----|-------|-----|
| Sept 13 | @ TB | W | S | 5 | 2 | 3 | 0.0 | 0.0 | 1 | 0 | 0 | 0 | 0 | 0 | 0 | 0 | 0 | 0 |
| Sept 20 | @ Cle | L | S | 6 | 3 | 3 | 0.0 | 0.0 | 0 | 0 | 0 | 0 | 0 | 0 | 0 | 0 | 0 | 0 |
| Sept 27 | Ind | L | S | 12 | 8 | 4 | 0.0 | 0.0 | 0 | 0 | 0 | 0 | 0 | 0 | 0 | 0 | 0 | 0 |
| Oct 11 | Buf | L | S | 9 | 7 | 2 | 1.0 | 12.0 | 1 | 1 | 0 | 0 | 0 | 0 | 0 | 0 | 0 | 0 |
| Oct 18 | Mia | L | IA | | | | | | | | | | | | | | | |
| Oct 25 | Atl | L | S | 5 | 4 | 1 | 0.0 | 0.0 | 0 | 0 | 1 | 0 | 0 | 1 | 0 | 0 | 0 | 0 |
| Nov 1 | @ Hou | L | S | 7 | 2 | 5 | 0.0 | 0.0 | 2 | 0 | 0 | 0 | 0 | 0 | 0 | 0 | 0 | 0 |
| Nov 8 | @ NO | W | S | 10 | 6 | 4 | 0.0 | 0.0 | 2 | 0 | 0 | 0 | 0 | 0 | 0 | 0 | 0 | 0 |
| Nov 15 | Car | L | S | 16 | 9 | 7 | 0.5 | 4.5 | 2 | 3 | 0 | 0 | 0 | 0 | 0 | 0 | 0 | 0 |
| Nov 19 | @ Jax | L | S | 5 | 3 | 2 | 1.0 | 5.0 | 1 | 3 | 0 | 0 | 0 | 0 | 0 | 0 | 0 | 0 |
| Nov 29 | Oak | L | S | 13 | 7 | 6 | 1.0 | 7.0 | 1 | 1 | 0 | 0 | 0 | 0 | 0 | 0 | 0 | 0 |
| Dec 6 | Jax | W | S | 8 | 4 | 4 | 0.0 | 0.0 | 1 | 0 | 0 | 0 | 0 | 0 | 0 | 0 | 0 | 0 |
| Dec 13 | @ NYJ | L | S | 7 | 2 | 5 | 0.0 | 0.0 | 1 | 0 | 0 | 0 | 0 | 0 | 0 | 0 | 0 | 0 |
| Dec 20 | @ NE | L | S | 15 | 9 | 6 | 0.0 | 0.0 | 0 | 0 | 0 | 0 | 0 | 0 | 0 | 0 | 0 | 0 |
| Dec 27 | Hou | L | S | 9 | 5 | 4 | 0.0 | 0.0 | 0 | 1 | 0 | 0 | 0 | 0 | 0 | 0 | 0 | 0 |
| Jan 3 | @ Ind | L | S | 10 | 8 | 2 | 0.0 | 0.0 | 1 | 0 | 0 | 0 | 0 | 0 | 0 | 0 | 0 | 0 |
| Totals | | | | 3-13 | 15/15 | 137 | 79 | 58 | 3.5 | 28.5 | 13 | 9 | 1 | 0 | 0 | 1 | 0 | 0 |

2016 Tennessee Titans

| Date | Opp | W/L | P/S | Tot | Solo | Asst | Sk | - Yds | QBP | TFL | Int | - Yds | -TD | PD | FF | FR | - Yds | SpT |
|---------|-------|-----|-----|-----|-------|------|-----|-------|-----|------|-----|-------|-----|----|----|----|-------|-----|
| Sept 11 | Min | L | S | 10 | 4 | 6 | 0.0 | 0.0 | 1 | 1 | 0 | 0 | 0 | 0 | 0 | 0 | 0 | 0 |
| Sept 18 | @ Det | W | S | 11 | 6 | 5 | 0.0 | 0.0 | 0 | 0 | 0 | 0 | 0 | 0 | 0 | 0 | 0 | 0 |
| Sept 25 | Oak | L | S | 13 | 4 | 9 | 0.0 | 0.0 | 1 | 0 | 1 | 0 | 0 | 0 | 1 | 0 | 0 | 0 |
| Oct 2 | @ Hou | L | S | 15 | 9 | 6 | 0.0 | 0.0 | 0 | 1 | 0 | 0 | 0 | 0 | 0 | 0 | 0 | 0 |
| Oct 9 | @ Mia | W | S | 8 | 3 | 5 | 0.0 | 0.0 | 0 | 0 | 0 | 0 | 0 | 0 | 0 | 0 | 0 | 0 |
| Oct 16 | Cle | W | S | 10 | 6 | 4 | 1.0 | 5.0 | 2 | 0 | 0 | 0 | 0 | 0 | 0 | 0 | 0 | 0 |
| Oct 23 | Ind | L | S | 9 | 5 | 4 | 0.0 | 0.0 | 0 | 0 | 0 | 0 | 0 | 0 | 0 | 0 | 0 | 0 |
| Oct 27 | Jax | W | S | 8 | 6 | 2 | 1.0 | 9.0 | 1 | 0 | 0 | 0 | 0 | 0 | 0 | 0 | 0 | 0 |
| Nov 6 | @ SD | L | S | 10 | 4 | 6 | 0.0 | 0.0 | 0 | 0 | 0 | 0 | 0 | 0 | 0 | 0 | 0 | 0 |
| Nov 13 | GB | W | S | 3 | 2 | 1 | 0.0 | 0.0 | 0 | 0 | 0 | 0 | 0 | 0 | 0 | 0 | 0 | 0 |
| Nov 20 | @ Ind | L | S | 10 | 7 | 3 | 0.0 | 0.0 | 1 | 0 | 0 | 0 | 0 | 0 | 0 | 0 | 0 | 0 |
| Nov 27 | @ Chi | W | S | 11 | 6 | 5 | 0.0 | 0.0 | 1 | 0 | 0 | 0 | 0 | 0 | 0 | 0 | 0 | 0 |
| Dec 11 | Den | W | S | 7 | 2 | 5 | 0.0 | 0.0 | 0 | 1 | 0 | 0 | 0 | 0 | 1 | 0 | 0 | 0 |
| Dec 18 | @ KC | W | S | 7 | 3 | 4 | 0.0 | 0.0 | 1 | 1 | 0 | 0 | 0 | 0 | 0 | 0 | 0 | 0 |
| Dec 24 | @ Jax | L | S | 6 | 3 | 3 | 0.0 | 0.0 | 0 | 0 | 0 | 0 | 0 | 0 | 0 | 0 | 0 | 0 |
| Jan 1 | Hou | W | S | 11 | 6 | 5 | 0.0 | 0.0 | 1 | 2 | 0 | 0 | 0 | 0 | 0 | 0 | 0 | 0 |
| Totals | | | | 9-7 | 16/16 | 149 | 76 | 73 | 2.0 | 14.0 | 9 | 6 | 1 | 0 | 0 | 1 | 1 | 0 |

2017 Tennessee Titans

| Date | Opp | W/L | P/S | Tot | Solo | Asst | Sk | - Yds | QBP | TFL | Int | - Yds | -TD | PD | FF | FR | - Yds | SpT |
|---------|-------|-----|-----|-----|-------|------|-----|-------|-----|------|-----|-------|-----|----|----|----|-------|-----|
| Sept 10 | Oak | L | S | 10 | 5 | 5 | 0.0 | 0.0 | 0 | 0 | 0 | 0 | 0 | 0 | 0 | 0 | 0 | 0 |
| Sept 17 | @ Jax | W | S | 9 | 4 | 5 | 0.0 | 0.0 | 0 | 0 | 0 | 0 | 0 | 1 | 0 | 0 | 0 | 0 |
| Sept 24 | Sea | W | S | 8 | 6 | 2 | 0.0 | 0.0 | 0 | 0 | 0 | 0 | 0 | 0 | 0 | 0 | 0 | 0 |
| Oct 1 | @ Hou | L | S | 8 | 4 | 4 | 0.0 | 0.0 | 1 | 0 | 0 | 0 | 0 | 0 | 0 | 0 | 0 | 0 |
| Oct 8 | @ Mia | L | S | 10 | 7 | 3 | 0.0 | 0.0 | 0 | 0 | 0 | 0 | 0 | 0 | 0 | 0 | 0 | 0 |
| Oct 16 | Ind | W | S | 6 | 4 | 2 | 0.0 | 0.0 | 0 | 0 | 0 | 0 | 0 | 0 | 0 | 1 | 0 | 0 |
| Oct 22 | @ Cle | W | S | 15 | 9 | 6 | 0.0 | 0.0 | 0 | 1 | 0 | 0 | 0 | 0 | 0 | 0 | 0 | 0 |
| Nov 5 | Bal | W | S | 7 | 1 | 6 | 0.0 | 0.0 | 1 | 0 | 0 | 0 | 0 | 0 | 0 | 0 | 0 | 0 |
| Nov 12 | Cin | W | S | 1 | 0 | 1 | 0.0 | 0.0 | 0 | 0 | 0 | 0 | 0 | 0 | 0 | 0 | 0 | 0 |
| Nov 16 | @ Pit | L | S | 4 | 2 | 2 | 0.0 | 0.0 | 0 | 0 | 0 | 0 | 0 | 0 | 0 | 0 | 0 | 0 |
| Nov 26 | @ Ind | W | S | 12 | 5 | 7 | 1.0 | 0.0 | 1 | 1 | 0 | 0 | 0 | 0 | 0 | 0 | 0 | 0 |
| Dec 3 | Hou | W | S | 7 | 4 | 3 | 0.0 | 0.0 | 1 | 0 | 0 | 0 | 0 | 0 | 0 | 0 | 0 | 0 |
| Dec 10 | @ Ari | L | S | 4 | 2 | 2 | 1.0 | 4.0 | 1 | 1 | 0 | 0 | 0 | 0 | 0 | 0 | 0 | 0 |
| Dec 17 | @ SF | L | S | 6 | 6 | 0 | 1.0 | 8.0 | 4 | 2 | 0 | 0 | 0 | 0 | 0 | 0 | 0 | 0 |
| Dec 24 | LAR | L | S | 6 | 5 | 1 | 0.0 | 0.0 | 2 | 0 | 0 | 0 | 0 | 0 | 0 | 0 | 0 | 0 |
| Dec 31 | Jax | W | S | 12 | 6 | 6 | 0.0 | 0.0 | 1 | 2 | 0 | 0 | 0 | 1 | 1 | 0 | 0 | 0 |
| Totals | | | | 9-7 | 16/16 | 125 | 70 | 55 | 3.0 | 12.0 | 12 | 7 | 0 | 0 | 0 | 2 | 2 | 0 |

Playoffs

| Date | Opp | W/L | P/S | Tot | Solo | Asst | Sk | - Yds | QBP | TFL | Int | - Yds | -TD | PD | FF | FR | - Yds | SpT |
|--------|------|-----|-----|-----|------|------|-----|-------|-----|-----|-----|-------|-----|----|----|----|-------|-----|
| Jan 6 | @ KC | W | S | 1 | 0 | 1 | 0.0 | 0.0 | 1 | 0 | 0 | 0 | 0 | 0 | 0 | 0 | 0 | 0 |
| Jan 13 | @ NE | L | S | 1 | 1 | 0 | 0.0 | 0.0 | 0 | 0 | 0 | 0 | 0 | 1 | 0 | 0 | 0 | 0 |
| Totals | | | | 1-1 | 2/2 | 2 | 1 | 1 | 0.0 | 0.0 | 1 | 0 | 0 | 0 | 0 | 1 | 0 | 0 |

AVERY WILLIAMSON'S NFL STATISTICS

REGULAR SEASON

| | | | | TACKLES | | | | | | | INTERCEPTIONS | | | | | FUMBLES | | | |
|-------------------|-----------|-----------|-----------|------------|------------|------------|-------------|-------------|-----------|-----------|---------------|----------|----------|----------|----------|----------|----------|-----------|----------|
| Year | Team | GP | GS | Tot | Solo | Asst | Sk | Yds | QBP | TFL | No | Yds | Lg | TD | PD | FF | FR | Yds | SpT |
| 2014 | Tennessee | 16 | 12 | 107 | 55 | 52 | 3.0 | 19.5 | 8 | 8 | 0 | 0 | 0 | 0 | 4 | 0 | 2 | 43 | 7 |
| 2015 | Tennessee | 15 | 15 | 137 | 79 | 58 | 3.5 | 28.5 | 13 | 9 | 1 | 0 | 0 | 0 | 1 | 0 | 0 | 0 | 0 |
| 2016 | Tennessee | 16 | 16 | 149 | 76 | 73 | 2.0 | 14.0 | 9 | 6 | 1 | 0 | 0 | 0 | 1 | 1 | 0 | 0 | 0 |
| 2017 | Tennessee | 16 | 16 | 125 | 70 | 55 | 3.0 | 12.0 | 12 | 7 | 0 | 0 | 0 | 0 | 2 | 2 | 0 | 0 | 0 |
| NFL Totals | | 63 | 59 | 518 | 280 | 238 | 11.5 | 74.0 | 42 | 30 | 2 | 0 | 0 | 0 | 8 | 3 | 2 | 43 | 7 |

PLAYOFFS

| | | | | TACKLES | | | | | | | INTERCEPTIONS | | | | | FUMBLES | | | |
|-------------------|-----------|----------|----------|----------|----------|----------|------------|------------|----------|----------|---------------|----------|----------|----------|----------|----------|----------|----------|----------|
| Year | Team | GP | GS | Tot | Solo | Asst | Sk | Yds | QBP | TFL | No | Yds | Lg | TD | PD | FF | FR | Yds | SpT |
| 2017 | Tennessee | 2 | 2 | 2 | 1 | 1 | 0.0 | 0.0 | 1 | 0 | 0 | 0 | 0 | 0 | 1 | 0 | 0 | 0 | 0 |
| NFL Totals | | 2 | 2 | 2 | 1 | 1 | 0.0 | 0.0 | 1 | 0 | 0 | 0 | 0 | 0 | 1 | 0 | 0 | 0 | 0 |

Single-Game Highs

Tackles - 16 vs. Carolina (11/15/15)
 Sacks - 2 vs. Pittsburgh (11/17/14)
 Tackle For Loss - 3 (Twice, last at Jacksonville 11/19/15)
 Quarterback Pressures - **4 at San Francisco (12/17/17)**
 Interceptions - 1 (Twice, last vs. Oakland 9/25/16)
 Forced Fumbles - **1 (Three times, last vs. Jacksonville 12/31/17)**
 Fumble Recovery - 1 (Twice, last at Washington 10/19/14)
 Passes Defensed - 2 vs. Cleveland (10/5/14)

Playoff Single-Game Highs

Tackles - **1 (Twice, last at New England 1/13/18)**
 Passes Defensed - **1 at New England (1/13/18)**
 Quarterback Pressures - **1 at Kansas City (1/6/18)**



59 WESLEY WOODYARD

LINEBACKER • 6'0" • 233 LBS • COLLEGE: KENTUCKY

ACQUIRED: UNRESTRICTED FREE AGENT (DEN) - 2014

NFL EXPERIENCE (NFL/TITANS): 10/4 • HOMETOWN: LAGRANGE, GA.

GAMES PLAYED/GAMES STARTED: 151/94 (PLAYOFFS: 8/3)



Captain: 2014, 2015, 2016, 2017

PRO: The Titans signed Wesley Woodyard during the 2014 unrestricted free agency period, adding veteran leadership to the linebacking corps. Following his career at the University of Kentucky, the 6-foot, 233-pounder went undrafted and signed a free agent contract with the Denver Broncos. Woodyard spent six seasons in Denver and appeared 87 career regular season games, totaling 396 tackles, eight sacks, five interceptions, six forced fumbles and one fumble recovery. He was also a six-time team captain during his tenure with the Broncos.

CAREER HIGHLIGHTS:

- In 2016, Woodyard saw action in all 16 games and ranked second on the team with 88 tackles, while leading the squad with seven tackles for loss.
- In 2015, Woodyard finished second on the team with 110 tackles and third on the squad with five sacks.
- In his first season with the Titans in 2014, Woodyard started all 16 games at linebacker and led the team with a career-high 134 tackles.
- Represented the only player in the NFL in 2012 — and just the 12th player in the last 30 years — to record at least 100 tackles, five sacks and three interceptions in a single season. Posted career highs in starts (14), tackles (114), sacks (5.5), interceptions (3), passes defended (6) and fumble recoveries (1).
- In 2011, started seven games for the Broncos and finished second on the club with 87 tackles to go along with two passes defended and two forced fumbles.
- In 2008, was the only Bronco to rank among the top eight on the team in both defensive tackles (54 - 8th) and special-teams stops (11 - T1st) while seeing time in all 16 games with six starts as a rookie.

TITANS TIDBITS:

- Woodyard has been a captain in his first three seasons with the Titans. He joined Hall of Fame running back Floyd Little as the only players in Broncos franchise history to serve as a captain in each of their first five years with the club. In 2004, Woodyard also became the first-ever Kentucky freshman to serve as a team captain.
- Woodyard is the co-founder of The 16Ways Foundation which recognizes an emotional need for at-risk youth. The Foundation works on a national level to develop and implement workshops, seminars, camps, and other activities. These events are designed to build self-esteem, promote responsibility for one's own actions and overcoming obstacles, and demonstrate the importance of academics, knowledge of career options, professional development, community involvement, and mental and physical fitness among youth of all socio-economic backgrounds. The Foundation's primary focus is to work with at-risk youth between the ages of 8 and 18 and a secondary focus on adults in employment transition.
- During the 2016 and 2017 offseasons, Woodyard's 16Ways Foundation hosted a youth football and cheer camp, as well as a charity golf outing in Lexington, Ky.
- Woodyard was a three-time nominee for the Walter Payton NFL Man of the Year while with the Broncos in 2010-11 and 2013.

CAREER TRANSACTIONS:

- The LaGrange, Ga., native was originally signed by the Denver Broncos as a rookie free agent on April 28, 2008.
- Signed by the Titans as an unrestricted free agent on March 14, 2014.

SEASON RECAPS:

2017 (16/16, 2/2 - Tennessee): Started all 16 games at linebacker and

led the team with a career-high 172 tackles and 17 stops for loss. His 172 tackles ranked second by a defender in the franchise's "Titans era" (1999-present). Ranked fourth on the squad with five sacks. Posted 15 quarterback pressures, five passes defended, two fumble recoveries and three special teams tackles. Started at linebacker in both postseason contests and collected 10 tackles, a half sack, a quarterback pressure and a stop for loss. Led or tied for the team lead in tackles 11 times in 2017 (vs. OAK, at JAX, vs. SEA, at HOU, vs. IND, vs. BAL, vs. CIN, vs. HOU, at ARZ, at SF, at KC). Led or tied for the team lead in sacks three times in 2017 (vs. OAK, vs. IND, at SF). Led the team in passes defended once in 2017 (at MIA). Led the team in quarterback pressures once in 2017 (vs. IND). Notched a career-high 20 tackles against Baltimore (11/5/17), which is the most by a defender in the Titans era. Played in his 150th career regular season game against the Los Angeles Rams (12/24/17).

- Against Oakland (9/10), started at linebacker and tied for the team lead with 10 tackles, including a sack, a stop for loss and a quarterback pressure. Dropped Derek Carr for a five-yard sack in the second quarter.
- At Jacksonville (9/17), started at linebacker. Led the team and tied a career-best with 15 tackles, including a stop for loss. Teamed with Adoree' Jackson to stuff Leonard Fournette for a one-yard loss on a rush off right end in the opening quarter. Stopped Chris Ivory for a two-yard loss on a short pass in the third quarter.
- Against Seattle (9/24), started at linebacker and notched a team-best 13 tackles, including two tackles for loss and three quarterback pressures. Stuffed Chris Carson for no gain on a rush off right tackle in the opening quarter. Stonewalled Carson for a one-yard loss on a rush off right tackle in the third stanza. Stopped C.J. Prosise for a one-yard loss on a rush off left guard late in the third quarter.
- At Houston (10/1), started at linebacker and led the team with 12 tackles, including a stop for loss and a quarterback pressure. Combined with Nate Palmer to stuff Lamar Miller for a one-yard loss on a rush off left tackle in the third quarter. Teamed with Austin Johnson to stop Alfred Blue for no gain on a rush off right guard in the final stanza.
- At Miami (10/8), started at linebacker and totaled nine tackles, including a stop for loss and a team-best two passes defended. Stuffed Jay Ajayi for no gain on a rush off left tackle in the first quarter. Deflected a pass intended for Anthony Fasano that was then intercepted by Tye Smith in the second quarter. Broke up a pass intended for Julius Thomas late in the third quarter.
- Against Indianapolis (10/16), started at linebacker and led the team with 11 tackles, a sack, two quarterback pressures and a fumble recovery. Recovered a Jack Doyle fumble that was forced by Avery Williamson in the third quarter. Forced a critical intentional grounding penalty with a rush up the middle in the fourth quarter. Halted a potential Colts' scoring drive by forcing Jacoby Brissett out of bounds for a sack on fourth-and-one late in the fourth quarter.
- At Cleveland (10/22), started at linebacker and posted 12 tackles.
- Against Baltimore (11/5), started at linebacker and led the team with a career-high 20 tackles, which is the most by a defender in the Titans era. Posted three stops for loss, a quarterback pressure and a pass defended. Teamed with Brian Orakpo to stuff Alex Collins for a one-yard loss on a rush off left tackle in the second quarter. Batted down a pass intended for Benjamin Watson in the third quarter. Ended a Ravens' drive by stopping Bobby Rainey for a one-yard loss on a short third-and-three pass in the third quarter. Combined with Adoree' Jackson to stuff Benjamin Watson for a one-yard loss on a short pass in the third stanza. Halted a potential Ravens' scoring drive by stonewalling Javorius Allen for no gain on a critical fourth-and-one rush up the middle in the fourth quarter.
- Against Cincinnati (11/12), started at linebacker and led the team with

nine tackles and a pass defended. Posted two special teams tackles on coverage units. Broke up a pass intended for Tyler Kroft in the third quarter.

- At Pittsburgh (11/16), started at linebacker and notched three tackles and a quarterback pressure.
- At Indianapolis (11/26), started at linebacker and registered 10 tackles, including a sack and three quarterback pressures. Dropped Jacoby Brissett for a sack in the second quarter. Combined with Avery Williamson to stonewall Frank Gore for a one-yard loss on a rush off right guard in the third quarter.
- Against Houston (12/3), started at linebacker and led the team with 15 tackles, including a stop for loss and a quarterback pressure. Combined with Jurrell Casey to stuff Andre Ellington for a one-yard loss on a rush off left tackle in the second stanza.
- At Arizona (12/10), started at linebacker and tied for the team lead with 10 tackles, including a sack, a quarterback pressure and four stops for loss. Stuffed Kerwynn Williams for a one-yard loss on a rush off right tackle in the second quarter. Dropped Blaine Gabbert for an eight-yard sack in the third stanza. Stopped Williams for no gain on a rush up the middle in the fourth quarter. Stonewalled D.J. Foster for a four-yard loss on a third-and-13 screen pass late in the fourth quarter.
- At San Francisco (12/17), started at linebacker and led the team with 12 tackles, including a sack, two stops for loss and a quarterback pressure. Stopped Jimmy Garoppolo for a six-yard loss after the signal caller hauled in his own batted ball in the fourth quarter. Sacked Jimmy Garoppolo for a 10-yard loss on a third-and-11 in the fourth quarter.
- Against Los Angeles Rams (12/24), started at linebacker in his 150th career regular season contest and notched four tackles and a fumble recovery for a touchdown. Recovered a Jared Goff fumble that was forced by Jurrell Casey and returned it four yards for a touchdown with 5:20 left to play in the second quarter.
- Against Jacksonville (12/31), started at linebacker and tallied seven tackles and a pass defended. Posted a special teams tackle on coverage units. Broke up a pass intended for Leonard Fournette in the second quarter.
- At Kansas City (1/6), started at linebacker and tied for the team lead with eight tackles, including a half sack, a stop for loss and a quarterback pressure. Teamed with Brian Orakpo to drop Alex Smith for an eight-yard sack in the second quarter. Combined with Avery Williamson to stuff Kareem Hunt for a one-yard loss on a rush off right end in the third quarter.
- At New England (1/13), started at linebacker and registered two tackles. Combined with Austin Johnson to stuff Dion Lewis for a three-yard loss on a short pass in the third quarter.

2016 (16/10 - Tennessee): Played in all 16 games with 10 starts at linebacker and ranked second on the team with 88 tackles. Led the squad with seven tackles for loss. Registered two sacks, an interception, eight quarterback pressures and six passes defended. Collected six special teams tackles on coverage units. Led or tied for the team lead in tackles twice in 2016 (at SD, at KC). Led or tied for the team lead in sacks twice in 2016 (vs. CLE, at SD). Led or tied for the team lead in passes defended twice in 2016 (at MIA, at CHI). Tied for the team lead in special teams tackles twice in 2016 (vs. MIN, at IND).

- Against Minnesota (9/11), started at linebacker and collected six tackles, two quarterback pressures and a pass defended. Notched a special teams tackle on coverage units.
- At Detroit (9/18), saw significant action as a reserve at linebacker and posted eight tackles. Teamed with Angelo Blackson to stuff Theo Riddick for a one-yard loss on a rush off left tackle in the second quarter.
- At Houston (10/2), started at linebacker and recorded five tackles, including two stops for loss and two quarterback pressures. Shot through the line and stuffed Lamar Miller for a three-yard loss on a rush off right end in the second quarter. Stopped Miller for no gain on a rush up the middle in the fourth quarter.
- Against Cleveland (10/16), started at linebacker and notched five tackles, including a sack and two quarterback pressures. Dropped Cody Kessler for a sack early in the opening stanza.
- At San Diego (11/6), played as a reserve at linebacker and tied for the team lead with 10 tackles, including a sack, a tackle for loss and a quarterback pressure. Stuffed Melvin Gordon for a two-yard loss on a rush off left tackle in the first quarter. Halted a Chargers' drive by dropping Philip Rivers for a seven-yard sack on third-and-16 in the second quarter.
- At Indianapolis (11/20), started at linebacker and recorded eight tackles. Tied for the team lead with a special teams tackle. Teamed with Angelo Blackson to stuff Frank Gore for no gain on a rush off right tackle in the first quarter. Combined with Derrick Morgan to stuff Gore for no gain on a

rush up the middle in the second stanza. Combined with Avery Williamson to stop Gore for no gain on a rush off right tackle late in the fourth quarter.

- At Chicago (11/27), saw significant action as a reserve at inside linebacker and registered eight tackles, including a stop for loss. Posted a team-best three passes defended, including his first interception of the season. Intercepted a Matt Barkley pass intended for Ben Braunecker and returned it 21 yards midway through the second quarter. Tackled Eddie Royal for a six-yard loss on a short pass in the second quarter. Broke up a pass intended for Jordan Howard in the final stanza. Batted down a pass intended for Daniel Brown at the goalline late in the fourth quarter.
- At Kansas City (12/18), started at linebacker and led the team with eight tackles, including two stops for loss. Stuffed Charcandrick West for a one-yard loss on a rush off right end in the second quarter. Stonewalled Spencer Ware for no gain on a third-and-goal rush from the one-yard line in the second quarter.
- Against Houston (1/1), started at linebacker and registered six tackles, including a stop for loss. Collected a special teams tackle on coverage units. Stopped Jonathan Grimes for a one-yard loss on a rush off right tackle early in the second quarter.

2015 (16/12 - Tennessee): Played in all 16 games with 12 starts at inside linebacker. Ranked second on the team with 110 tackles and third on the squad with five sacks. Registered seven tackles for loss, nine quarterback pressures, three passes defended, a forced fumble and a fumble recovery. Posted six special teams tackles on coverage units. Led or tied for the team lead in tackles five times in 2015 (vs. BUF, vs. ATL, at NO, at JAX, at NYJ). Tied for the team lead in sacks four times in 2015 (at CLE, vs. MIA, vs. CAR, at JAX). Tied for the team lead in quarterback pressures twice in 2015 (vs. MIA, vs. CAR). Led the team in passes defended once in 2015 (at IND). Led the team in tackles for loss once in 2015 (vs. MIA). Tied for the team lead in special teams tackles twice in 2015 (at CLE, vs. HOU).

- At Cleveland (9/20), saw action as a reserve at inside linebacker and amassed a sack and a forced fumble. Collected a special teams tackle on coverage units. Ended a Cleveland drive by sacking Johnny Manziel and forcing a fumble that was recovered by the Browns on third-and-10 in the third quarter.
- Against Buffalo (10/11), started at linebacker and led the team with 10 tackles. Stuffed Boobie Dixon for no gain on a rush up the middle in the second quarter.
- Against Miami (10/18), started at inside linebacker and tallied 11 tackles, including a sack, two stops for loss and a quarterback pressure. Stonewalled Lamar Miller for a two-yard loss on a rush up the middle in the second quarter. Ended a Dolphins' drive by dropping Ryan Tannehill for a 10-yard sack on third-and-10 early in the fourth quarter.
- Against Atlanta (10/25), started at inside linebacker and led the team with 11 tackles. Teamed with Avery Williamson to stuff Devonta Freeman for no gain on a rush off left guard early in the fourth quarter. Met fullback Patrick DiMarco in the air and stoned him for no gain on a third down goalline rush in the fourth quarter.
- At New Orleans (11/8), started at inside linebacker and tied for the team lead with 10 tackles, including a sack, a tackle for loss and a quarterback pressure. Notched a solo special teams stop. Sacked Drew Brees for an 11-yard sack in the third stanza.
- Against Carolina (11/15), started at inside linebacker and tallied 10 tackles, including a sack, two quarterback pressures and a stop for loss. Stuffed Jonathan Stewart for no gain on a rush up the middle in the first quarter. Collected a one-yard sack of Cam Newton in the third quarter. Shot through the line and stuffed Stewart for no gain on a third-down goalline rush in the final stanza.
- At Jacksonville (11/19), started at inside linebacker and tied for the team lead with six tackles, a sack, two stops for loss and a quarterback pressure. Dropped Blake Bortles for a six-yard sack in the second quarter. Combined with Avery Williamson to stuff Denard Robinson for no gain on a rush up the middle in the third quarter. Forced the Jaguars to attempt a field goal by stuffing Robinson for no gain on a third-and-two rush off right end in the third stanza.
- Against Jacksonville (12/6), started at inside linebacker and posted five tackles, a quarterback pressure, a pass defended and a fumble recovery for a touchdown. Combined with Brian Orakpo to stuff T.J. Yeldon for no gain on a rush off left tackle in the second quarter. Collected his first career touchdown by scooping up a botched shotgun snap and diving into the end zone for a three-yard fumble return for a score with 7:46 left to play in the fourth quarter.
- At N.Y. Jets (12/13), started at inside linebacker and tied for the team lead with eight tackles. Collected a special teams tackle on coverage units.

Combined with Angelo Blackson to stop Chris Ivory for no gain on a rush up the middle in the third quarter.

2014 (16/16 - Tennessee): Started all 16 games at linebacker and led the team with a career-high 134 tackles in his first season with the Titans. Tied for second on the team with two interceptions and tallied two and a half sacks, nine quarterback pressures, eight stops for loss and four passes defended. Notched two special teams tackles on coverage units. Led or tied for the team lead in tackles six times in 2014 (at KC, at CIN, at IND, at WAS, vs. NYG, vs. IND). Tied for the team lead in sacks once in 2014 (at KC). Led or tied for the team lead in passes defended twice in 2014 (at IND, at WAS). Was voted a team captain for the 2014 season by his teammates.

- At Kansas City (9/7), started at linebacker and led the team with seven tackles, including a sack and a tackle for loss. Halted a Chiefs' drive by sacking Alex Smith for a three-yard loss on third-and-three on the first possession of the game.
- Against Dallas (9/14), started at linebacker and finished second on the team with 10 tackles. Teamed with Derrick Morgan to stop DeMarco Murray for no gain on a rush off left guard in the third quarter. Stopped Lance Dunbar for no gain on a rush up the middle in the fourth quarter.
- At Cincinnati (9/21), started at linebacker and led the team with 11 tackles, including a stop for loss. Stuffed Ryan Hewitt for no gain on rush up the middle late in the fourth quarter.
- At Indianapolis (9/28), started at linebacker and led the team with 12 tackles, two quarterback pressures, two passes defended, including an interception. Halted a Colts' drive by knocking down a pass intended for T.Y. Hilton on third-and-16 early in the first quarter. Set up the Titans first touchdown by intercepting an Andrew Luck pass intended for Hakeem Nicks late in the second quarter. Stopped Trent Richardson for no gain on a rush off right end early in the fourth quarter.
- At Washington (10/19), started at inside linebacker and led the team with 11 tackles, an interception and a quarterback pressure. Combined with Kamerion Wimbley to stuff Alfred Morris for a three-yard loss on a rush off left end in the second quarter. Set up a Titans' touchdown by intercepting a Kirk Cousins pass intended for Andre Roberts in the second quarter.
- Against Houston (10/26), started at linebacker and posted eight tackles, including two tackles for loss and a quarterback pressure. Stuffed Arian Foster for a two-yard loss on a rush off right tackle in the opening quarter. Combined with Al Woods to stuff Alfred Blue for a one-yard loss on a rush off right tackle late in the third quarter. Stonewalled Blue for a one-yard loss on a rush off right tackle in the fourth quarter.
- Against N.Y. Giants (12/7), played in his 100th career regular season game. Started at linebacker and tied for the team lead with 10 tackles, including a stop for loss and a quarterback pressure. Combined with Ropati Pitoitua to stop Andre Williams for no gain on a rush off right tackle in the fourth quarter.
- At Jacksonville (12/18), started at linebacker and registered five tackles, including a sack, a stop for loss and a quarterback pressure. Collected a special teams stop on coverage units. Dropped Blake Bortles for a five-yard sack in the third quarter.

2013 (14/10, 3/0 - Denver): Was elected a defensive season captain, played 14 games with 10 starts. Earned his third career Broncos' Walter Payton NFL Man of the Year award. Ranked second on the team with 83 tackles and added 1.5 sacks, one interception, three tackles for a loss, eight quarterback hits, four pass breakups and one forced fumble. Played all three playoff contests, finishing with seven tackles.

- Against Baltimore (9/5), finished second on the club with 10 tackles, including half a sack, one tackle for a loss, two quarterback hits and one pass breakup.
- At N.Y. Giants (9/15), finished second with seven tackles and added a pass breakup and a quarterback hit.
- Against Oakland (9/23), tied for the team lead with eight tackles and added half a sack and a pair of quarterback hits.
- Against Philadelphia (9/29), recorded half a sack and finished third on the team with eight tackles.
- At New England (11/24), set a career high with 15 tackles and forced one fumble.
- At Kansas City (12/1), intercepted Alex Smith's pass in the end zone.

2012 (15/14, 1/1 - Denver): Appeared in 15 regular season games, starting a career-high 14 contests, and led the club with 114 tackles (70 solo), to go along with 5.5 sacks (47.5 yds.), three interceptions (40 yds.),

six passes defended, one forced fumble and one fumble recovery. Added three special teams stops. Became the only player in the NFL in 2012—and just the 12th player in the last 30 years—to record at least 100 tackles, five sacks and three interceptions in a single season. Named to *USA Today's* All-Joe Team and earned the Darrent Williams Good Guy Award from the Denver chapter of the Pro Football Writers of America.

- Against New Orleans (10/28), earned the AFC Defensive Player of the Week Award honors after setting or matching career highs in nearly every defensive category and becoming the first Bronco to post one sack, one interception and one forced fumble in the same game.
- At Cincinnati (11/4), finished with a career-high 14 tackles to lead all players.
- Against Cleveland (12/23), set a career high with 1.5 sacks.
- Against Baltimore (1/12), tied for second on the team with seven tackles in Denver's AFC Divisional Playoff Game.

2011 (15/7, 2/0 - Denver): Played in 15 games, starting a then career-high seven contests. Ranked second on the team with 87 tackles to go along with two passes defended and two forced fumbles. Led the club with 10 special teams tackles for the second consecutive season and the third time in his four years with the team. Added one forced fumble on the kickoff coverage unit. Saw action in both of Denver's postseason games and collected one special teams stop.

- Against Cincinnati (9/18), matched a career-high with 13 tackles (10 solo) and added a pass defended.
- Against Chicago (12/11), forced a Marion Barber fumble in Denver territory in overtime to prevent a game-winning score and set up Denver's offense for the go-ahead field goal.

2010 (11/3 - Denver): Was named a team captain for the third consecutive year. Played 11 games with three starts and totaled 23 tackles, including one sack for 10 yards, in addition to a team-leading 15 special teams stops. Tied for fifth in the NFL with 1.36 special teams tackles per game.

- Against San Diego (1/2), recorded his first career sack for 10 yards in the regular-season finale.

2009 (16/0 - Denver): Was named a team captain. Played as a reserve in all 16 games and posted 35 tackles, one interception, two pass breakups and one forced fumble. Tied for fourth on the team with nine special teams tackles.

- At Cincinnati (9/13), made his first career interception.
- Against Pittsburgh (11/9), placed second on the club with seven tackles.
- At Kansas City (12/6), had three special teams tackles.

2008 (16/6 - Denver): Entered the NFL with the Broncos as a college free agent on April 28. Played all 16 games with six starts as a rookie and ranked eighth on the team with 54 tackles while adding one pass breakup and one forced fumble. Tied for the team lead with 11 special-teams tackles, including eight stops on kickoff coverage that tied for the club best. Was the only Broncos player to rank among the top eight on the team in both defensive tackles and special-teams stops. Tied for fourth in the league in unassisted tackles (36) according to press box totals during a stretch from Weeks 10-14 when he logged the first five starts of his NFL career. Also saw time at safety late in the year.

- At N.Y. Jets (11/30), registered a season-best 13 stops.

COLLEGE:

- Earned first-team All-Southeastern Conference honors during each of his final two seasons at the University of Kentucky, where he played 47 career games with 42 starts and led the Wildcats in tackles during each of his last three years.
- Concluded his collegiate career ranked eighth in Wildcats history with 395 tackles (259 solo) while adding 6.5 sacks (48 yds.), two interceptions, 12 pass breakups, seven forced fumbles and seven fumble recoveries.
- As a senior, led the SEC in tackles per game (10.6) and tied for 14th in the nation with 139 total stops.
- Posted 122 tackles as a junior that represented the second-highest total in the SEC and ranked 14th in the nation.
- Garnered honorable mention All-SEC accolades as a sophomore with 100 tackles (75 solo).
- Began his collegiate career as a strong safety before switching to linebacker midway through his freshman season. Earned freshman all-

conference honors and became the first-ever Kentucky freshman to serve as a team captain.

- Earned a bachelor's degree in social work from Kentucky.

PERSONAL:

- Married to Veronica and the couple has a son, Greyson, and a daughter, Noah Elle.
- Was named the Georgia Class AAA Defensive Player of the Year by the *Atlanta Journal-Constitution* after posting 125 tackles as a senior at

LaGrange (Ga.) High School. Helped his team post a 51-3 combined record during his prep career and win two state championships.

- Named the Broncos' nominee for the Walter Payton NFL Man of the Year in 2010-11 and earned the Darrent Williams Good Guy Award from the Denver chapter of the Pro Football Writers of America in 2012.
- Follow Woodyard on Twitter and Instagram at @WoodDro52.
- Born Wesley Woodyard, Jr. on July 21, 1986, in LaGrange, Ga.

WESLEY WOODYARD'S GAME-BY-GAME

2008 Denver Broncos

| Date | Opp | W/L | P/S | Tot Solo Asst | Sk - Yds | QB | TFL | Int - Yds | TD | PD | FF | FR - Yds | SpT |
|---------------|------------|-------------|-----|----------------|----------------|-----------|-----------|--------------|--------------|--------------|--------------|--------------|----------|
| Sept 8 | @ Oak | W | p | 0 0 0 | 0.0 0.0 | NA | NA | 0 0 0 | 0 0 0 | 0 0 0 | 0 0 0 | 0 0 0 | 0 |
| Sept 14 | SD | W | p | 0 0 0 | 0.0 0.0 | NA | NA | 0 0 0 | 0 0 0 | 0 0 0 | 0 0 0 | 0 0 0 | 0 |
| Sept 21 | NO | W | p | 0 0 0 | 0.0 0.0 | NA | NA | 0 0 0 | 0 0 0 | 0 0 0 | 0 0 0 | 0 0 0 | 0 |
| Sept 28 | @ KC | L | p | 0 0 0 | 0.0 0.0 | NA | NA | 0 0 0 | 0 0 0 | 0 0 0 | 0 0 0 | 0 0 0 | 0 |
| Oct 5 | TB | W | p | 0 0 0 | 0.0 0.0 | NA | NA | 0 0 0 | 0 0 0 | 0 0 0 | 0 0 0 | 0 0 0 | 0 |
| Oct 12 | Jax | L | p | 0 0 0 | 0.0 0.0 | NA | NA | 0 0 0 | 0 0 0 | 0 0 0 | 0 0 0 | 0 0 0 | 0 |
| Oct 20 | @ NE | L | p | 0 0 0 | 0.0 0.0 | NA | NA | 0 0 0 | 0 0 0 | 0 0 0 | 0 0 0 | 0 0 0 | 0 |
| Nov 2 | Mia | L | p | 0 0 0 | 0.0 0.0 | NA | NA | 0 0 0 | 0 0 0 | 0 0 0 | 0 0 0 | 0 0 0 | 0 |
| Nov 6 | @ Cle | W | S | 10 9 1 | 0.0 0.0 | NA | NA | 0 0 0 | 0 0 0 | 0 0 0 | 0 0 0 | 0 0 0 | 0 |
| Nov 16 | @ Atl | W | S | 11 8 3 | 0.0 0.0 | NA | NA | 0 0 0 | 0 0 0 | 0 0 0 | 0 0 0 | 0 0 0 | 0 |
| Nov 23 | Oak | L | S | 8 7 1 | 0.0 0.0 | NA | NA | 0 0 0 | 0 0 0 | 0 0 0 | 0 0 0 | 0 0 0 | 0 |
| Nov 30 | @ NYJ | W | S | 13 11 2 | 0.0 0.0 | NA | NA | 0 0 0 | 0 0 1 | 0 0 0 | 0 0 0 | 0 0 0 | 0 |
| Dec 7 | KC | W | S | 8 8 0 | 0.0 0.0 | NA | NA | 0 0 0 | 1 0 0 | 0 0 0 | 0 0 0 | 0 0 0 | 0 |
| Dec 14 | @ Car | L | S | 2 2 0 | 0.0 0.0 | NA | NA | 0 0 0 | 0 0 0 | 0 0 0 | 0 0 0 | 0 0 0 | 0 |
| Dec 21 | Buf | L | p | 2 2 0 | 0.0 0.0 | NA | NA | 0 0 0 | 0 0 0 | 0 0 0 | 0 0 0 | 0 0 0 | 0 |
| Dec 28 | @ SD | L | p | 0 0 0 | 0.0 0.0 | NA | NA | 0 0 0 | 0 0 0 | 0 0 0 | 0 0 0 | 0 0 0 | 0 |
| Totals | 8-8 | 16/6 | | 54 47 7 | 0.0 0.0 | NA | NA | 0 0 0 | 1 1 0 | 1 1 0 | 0 0 0 | 0 0 0 | 0 |

2009 Denver Broncos

| Date | Opp | W/L | P/S | Tot Solo Asst | Sk - Yds | QB | TFL | Int - Yds | TD | PD | FF | FR - Yds | SpT |
|---------------|------------|-------------|-----|-----------------|----------------|-----------|-----------|--------------|--------------|--------------|--------------|--------------|----------|
| Sept 13 | @ Cin | W | p | 2 1 0 | 0.0 0.0 | NA | NA | 1 0 0 | 1 0 0 | 0 0 0 | 0 0 0 | 0 0 0 | 0 |
| Sept 20 | Cle | W | p | 1 1 0 | 0.0 0.0 | NA | NA | 0 0 0 | 0 0 0 | 0 0 0 | 0 0 0 | 0 0 0 | 0 |
| Sept 27 | Oak | W | p | 2 0 0 | 0.0 0.0 | NA | NA | 0 0 0 | 0 0 0 | 0 0 0 | 0 0 0 | 0 0 0 | 0 |
| Oct 4 | Dal | W | p | 3 2 0 | 0.0 0.0 | NA | NA | 0 0 0 | 0 0 0 | 0 0 0 | 0 0 0 | 0 0 0 | 0 |
| Oct 11 | NE | W | p | 5 3 0 | 0.0 0.0 | NA | NA | 0 0 0 | 0 1 0 | 0 0 0 | 0 0 0 | 0 0 0 | 0 |
| Oct 19 | @ SD | W | p | 1 1 0 | 0.0 0.0 | NA | NA | 0 0 0 | 1 0 0 | 0 0 0 | 0 0 0 | 0 0 0 | 0 |
| Nov 1 | @ Bal | L | p | 2 1 0 | 0.0 0.0 | NA | NA | 0 0 0 | 0 0 0 | 0 0 0 | 0 0 0 | 0 0 0 | 0 |
| Nov 9 | Pit | L | p | 7 6 0 | 0.0 0.0 | NA | NA | 0 0 0 | 0 0 0 | 0 0 0 | 0 0 0 | 0 0 0 | 0 |
| Nov 15 | @ Was | L | p | 3 3 0 | 0.0 0.0 | NA | NA | 0 0 0 | 0 0 0 | 0 0 0 | 0 0 0 | 0 0 0 | 0 |
| Nov 22 | SD | L | p | 0 0 0 | 0.0 0.0 | NA | NA | 0 0 0 | 0 0 0 | 0 0 0 | 0 0 0 | 0 0 0 | 0 |
| Nov 26 | NYG | W | p | 1 1 0 | 0.0 0.0 | NA | NA | 0 0 0 | 0 0 0 | 0 0 0 | 0 0 0 | 0 0 0 | 0 |
| Dec 6 | @ KC | W | p | 1 1 0 | 0.0 0.0 | NA | NA | 0 0 0 | 0 0 0 | 0 0 0 | 0 0 0 | 0 0 0 | 0 |
| Dec 13 | @ Ind | L | p | 3 1 0 | 0.0 0.0 | NA | NA | 0 0 0 | 0 0 0 | 0 0 0 | 0 0 0 | 0 0 0 | 0 |
| Dec 20 | Oak | L | p | 2 2 0 | 0.0 0.0 | NA | NA | 0 0 0 | 0 0 0 | 0 0 0 | 0 0 0 | 0 0 0 | 0 |
| Dec 27 | @ Phi | L | p | 0 0 0 | 0.0 0.0 | NA | NA | 0 0 0 | 0 0 0 | 0 0 0 | 0 0 0 | 0 0 0 | 0 |
| Jan 3 | KC | L | p | 2 2 0 | 0.0 0.0 | NA | NA | 0 0 0 | 0 0 0 | 0 0 0 | 0 0 0 | 0 0 0 | 0 |
| Totals | 8-8 | 16/0 | | 35 25 10 | 0.0 0.0 | NA | NA | 1 0 0 | 2 1 0 | 2 1 0 | 0 0 0 | 0 0 0 | 0 |

2010 Denver Broncos

| Date | Opp | W/L | P/S | Tot Solo Asst | Sk - Yds | QB | TFL | Int - Yds | TD | PD | FF | FR - Yds | SpT |
|---------------|-------------|-------------|-----|----------------|-----------------|-----------|-----------|--------------|--------------|--------------|--------------|--------------|----------|
| Sept 12 | @ Jax | L | p | 0 0 0 | 0.0 0.0 | NA | NA | 0 0 0 | 0 0 0 | 0 0 0 | 0 0 0 | 0 0 0 | 0 |
| Sept 19 | Sea | W | IA | | | | | | | | | | |
| Sept 26 | Ind | L | S | 0 0 0 | 0.0 0.0 | NA | NA | 0 0 0 | 0 0 0 | 0 0 0 | 0 0 0 | 0 0 0 | 0 |
| Oct 3 | @ Ten | W | IA | | | | | | | | | | |
| Oct 10 | @ Bal | L | S | 0 0 0 | 0.0 0.0 | NA | NA | 0 0 0 | 0 0 0 | 0 0 0 | 0 0 0 | 0 0 0 | 0 |
| Oct 17 | NYJ | L | IA | | | | | | | | | | |
| Oct 24 | Oak | L | IA | | | | | | | | | | |
| Oct 31 | @ SF | L | IA | | | | | | | | | | |
| Nov 14 | KC | W | S | 0 0 0 | 0.0 0.0 | NA | NA | 0 0 0 | 0 0 0 | 0 0 0 | 0 0 0 | 0 0 0 | 0 |
| Nov 22 | @ SD | L | p | 6 4 2 | 0.0 0.0 | NA | NA | 0 0 0 | 0 0 0 | 0 0 0 | 0 0 0 | 0 0 0 | 0 |
| Nov 28 | StL | L | p | 0 0 0 | 0.0 0.0 | NA | NA | 0 0 0 | 0 0 0 | 0 0 0 | 0 0 0 | 0 0 0 | 0 |
| Dec 5 | @ KC | L | p | 1 1 0 | 0.0 0.0 | NA | NA | 0 0 0 | 0 0 0 | 0 0 0 | 0 0 0 | 0 0 0 | 0 |
| Dec 12 | @ Ari | L | p | 1 1 0 | 0.0 0.0 | NA | NA | 0 0 0 | 0 0 0 | 0 0 0 | 0 0 0 | 0 0 0 | 0 |
| Dec 19 | @ Oak | L | p | 1 1 0 | 0.0 0.0 | NA | NA | 0 0 0 | 0 0 0 | 0 0 0 | 0 0 0 | 0 0 0 | 0 |
| Dec 26 | Hou | W | S | 9 8 1 | 0.0 0.0 | NA | NA | 0 0 0 | 0 0 0 | 0 0 0 | 0 0 0 | 0 0 0 | 0 |
| Jan 2 | SD | L | S | 5 5 0 | 1.0 10.0 | NA | NA | 0 0 0 | 0 0 0 | 0 0 0 | 0 0 0 | 0 0 0 | 0 |
| Totals | 4-12 | 11/3 | | 23 20 3 | 1.0 10.0 | NA | NA | 0 0 0 | 0 0 0 | 0 0 0 | 0 0 0 | 0 0 0 | 0 |

2011 Denver Broncos

| Date | Opp | W/L | P/S | Tot Solo Asst | Sk - Yds | QB | TFL | Int - Yds | TD | PD | FF | FR - Yds | SpT |
|---------|-------|-----|-----|---------------|----------|----|-----|-----------|-------|-------|-------|----------|-----|
| Sept 12 | Oak | L | S | 6 5 1 | 0.0 0.0 | NA | NA | 0 0 0 | 0 0 0 | 0 0 0 | 0 0 0 | 0 0 0 | 0 |
| Sept 18 | Cin | W | S | 13 10 3 | 0.0 0.0 | NA | NA | 0 0 0 | 1 0 0 | 0 0 0 | 0 0 0 | 0 0 0 | 0 |
| Sept 25 | @ Ten | L | S | 9 6 3 | 0.0 0.0 | NA | NA | 0 0 0 | 0 0 0 | 0 0 0 | 0 0 0 | 0 0 0 | 0 |
| Oct 2 | @ GB | L | S | 6 4 2 | 0.0 0.0 | NA | NA | 0 0 0 | 0 0 0 | 0 0 0 | 0 0 0 | 0 0 0 | 0 |
| Oct 9 | SD | L | p | 7 6 1 | 0.0 0.0 | NA | NA | 0 0 0 | 0 0 0 | 0 0 0 | 0 0 0 | 0 0 0 | 0 |
| Oct 23 | @ Mia | W | S | 4 3 1 | 0.0 0.0 | NA | NA | 0 0 0 | 0 0 0 | 0 0 0 | 0 0 0 | 0 0 0 | 0 |
| Oct 30 | Det | L | S | 8 5 3 | 0.0 0.0 | NA | NA | 0 0 0 | 0 0 0 | 0 0 0 | 0 0 0 | 0 0 0 | 0 |
| Nov 6 | @ Oak | W | p | 3 2 1 | 0.0 0.0 | NA | NA | 0 0 0 | 0 0 0 | 0 0 0 | 0 0 0 | 0 0 0 | 0 |
| Nov 13 | @ KC | W | IA | | | | | | | | | | |

| | | | | | | | | | | | | | |
|---------------|------------|-------------|---|-----------------|----------------|-----------|-----------|--------------|--------------|--------------|--------------|--------------|----------|
| Nov 17 | NYJ | W | p | 7 5 2 | 0.0 0.0 | NA | NA | 0 0 0 | 0 0 0 | 1 0 0 | 0 0 0 | 0 0 0 | 0 |
| Nov 27 | @ SD | W | p | 7 3 4 | 0.0 0.0 | NA | NA | 0 0 0 | 0 0 0 | 0 0 0 | 0 0 0 | 0 0 0 | 0 |
| Dec 4 | @ Min | W | p | 4 2 2 | 0.0 0.0 | NA | NA | 0 0 0 | 0 0 0 | 0 0 0 | 0 0 0 | 0 0 0 | 0 |
| Dec 11 | Chi | W | p | 2 2 0 | 0.0 0.0 | NA | NA | 0 0 0 | 0 0 0 | 1 0 0 | 0 0 0 | 0 0 0 | 0 |
| Dec 18 | NE | L | S | 8 5 3 | 0.0 0.0 | NA | NA | 0 0 0 | 0 0 0 | 0 0 0 | 0 0 0 | 0 0 0 | 0 |
| Dec 24 | @ Buf | L | p | 3 2 1 | 0.0 0.0 | NA | NA | 0 0 0 | 0 0 0 | 1 0 0 | 0 0 0 | 0 0 0 | 0 |
| Jan 1 | KC | L | p | 0 0 0 | 0.0 0.0 | NA | NA | 0 0 0 | 0 0 0 | 0 0 0 | 0 0 0 | 0 0 0 | 0 |
| Totals | 8-8 | 15/7 | | 87 60 27 | 0.0 0.0 | NA | NA | 0 0 0 | 0 0 2 | 2 2 0 | 0 0 0 | 0 0 0 | 0 |

Playoffs

| | | | | | | | | | | | | | |
|---------------|------------|------------|---|--------------|----------------|-----------|-----------|--------------|--------------|--------------|--------------|--------------|----------|
| Jan 8 | Pit | W | p | 0 0 0 | 0.0 0.0 | NA | NA | 0 0 0 | 0 0 0 | 0 0 0 | 0 0 0 | 0 0 0 | 0 |
| Jan 14 | @ NE | L | p | 0 0 0 | 0.0 0.0 | NA | NA | 0 0 0 | 0 0 0 | 0 0 0 | 0 0 0 | 0 0 0 | 0 |
| Totals | 1-1 | 2/0 | | 0 0 0 | 0.0 0.0 | NA | NA | 0 0 0 | 0 0 0 | 0 0 0 | 0 0 0 | 0 0 0 | 0 |

2012 Denver Broncos

| Date | Opp | W/L | P/S | Tot Solo Asst | Sk - Yds | QB | TFL | Int - Yds | TD | PD | FF | FR - Yds | SpT |
|---------------|-------------|--------------|-----|------------------|-----------------|-----------|-----------|---------------|--------------|--------------|--------------|--------------|----------|
| Sept 9 | Pit | W | S | 12 12 0 | 1.0 5.0 | NA | NA | 0 0 0 | 0 0 0 | 0 0 0 | 0 0 0 | 0 0 0 | 0 |
| Sept 17 | @ Atl | L | S | 6 5 1 | 0.0 0.0 | NA | NA | 0 0 0 | 0 0 0 | 0 0 0 | 0 0 0 | 0 0 0 | 0 |
| Sept 23 | Hou | L | p | 1 1 0 | 0.0 0.0 | NA | NA | 1 7 0 | 1 0 0 | 0 0 0 | 0 0 0 | 0 0 0 | 0 |
| Sept 30 | Oak | W | S | 6 1 5 | 0.5 1.0 | NA | NA | 0 0 0 | 0 0 0 | 0 0 0 | 0 0 0 | 0 0 0 | 0 |
| Oct 7 | @ NE | L | S | 11 5 6 | 0.5 10.0 | NA | NA | 0 0 0 | 0 0 0 | 0 0 0 | 0 0 0 | 0 0 0 | 0 |
| Oct 15 | @ SD | W | S | 9 6 3 | 0.0 0.0 | NA | NA | 0 0 0 | 0 0 0 | 0 0 0 | 0 0 0 | 0 0 0 | 0 |
| Oct 28 | NO | W | S | 13 9 4 | 1.0 12.0 | NA | NA | 1 8 0 | 2 1 0 | 0 0 0 | 0 0 0 | 0 0 0 | 0 |
| Nov 4 | @ Cin | W | S | 14 4 10 | 0.0 0.0 | NA | NA | 0 0 0 | 0 0 0 | 0 0 0 | 0 0 0 | 0 0 0 | 0 |
| Nov 11 | @ Car | W | S | 5 3 2 | 0.0 0.0 | NA | NA | 0 0 0 | 0 0 0 | 0 0 0 | 0 0 0 | 0 0 0 | 0 |
| Nov 18 | SD | W | S | 8 5 3 | 0.0 0.0 | NA | NA | 1 25 0 | 1 0 1 | 0 0 0 | 0 0 0 | 0 0 0 | 0 |
| Nov 25 | @ KC | W | S | 9 8 1 | 1.0 9.0 | NA | NA | 0 0 0 | 0 1 0 | 0 0 0 | 0 0 0 | 0 0 0 | 0 |
| Dec 2 | TB | W | S | 3 0 3 | 0.0 0.0 | NA | NA | 0 0 0 | 0 0 0 | 0 0 0 | 0 0 0 | 0 0 0 | 0 |
| Dec 6 | @ Oak | W | IA | | | | | | | | | | |
| Dec 16 | Bal | W | S | 5 4 1 | 0.0 0.0 | NA | NA | 0 0 0 | 0 0 0 | 0 0 0 | 0 0 0 | 0 0 0 | 0 |
| Dec 23 | Cle | W | S | 8 4 4 | 1.5 10.5 | NA | NA | 0 0 0 | 0 0 0 | 0 0 0 | 0 0 0 | 0 0 0 | 0 |
| Dec 30 | KC | W | S | 4 3 1 | 0.0 0.0 | NA | NA | 0 0 0 | 0 0 0 | 0 0 0 | 0 0 0 | 0 0 0 | 0 |
| Totals | 13-3 | 15/14 | | 114 70 44 | 5.5 47.5 | NA | NA | 3 40 0 | 6 1 1 | 0 0 0 | 0 0 0 | 0 0 0 | 0 |

Playoffs

| | | | | | |
|--------|-----|---|---|-------|--------|
| Jan 12 | Bal | L | S | 7 7 0 | 0.0 0. |
|--------|-----|---|---|-------|--------|

WESLEY WOODYARD'S GAME-BY-GAME CONT.

| | | | | | | | | | | | | | | | | | | | |
|--------|-------|-------|-----|----|----|-----|------|-----|---|---|----|---|---|---|---|---|---|---|---|
| Oct 26 | Hou | L | S | 8 | 4 | 4 | 0.0 | 0.0 | 1 | 2 | 0 | 0 | 0 | 0 | 0 | 0 | 0 | 0 | 0 |
| Nov 9 | @ Bal | L | S | 11 | 5 | 6 | 0.0 | 0.0 | 1 | 0 | 0 | 0 | 0 | 0 | 0 | 0 | 0 | 0 | 0 |
| Nov 17 | Pit | L | S | 3 | 0 | 3 | 0.5 | 4.0 | 1 | 0 | 0 | 0 | 0 | 0 | 0 | 0 | 0 | 0 | 0 |
| Nov 23 | @ Phi | L | S | 12 | 6 | 6 | 0.0 | 0.0 | 0 | 0 | 0 | 0 | 0 | 1 | 0 | 0 | 0 | 0 | 1 |
| Nov 30 | @ Hou | L | S | 6 | 4 | 2 | 0.0 | 0.0 | 0 | 1 | 0 | 0 | 0 | 0 | 0 | 0 | 0 | 0 | 0 |
| Dec 7 | NYG | L | S | 10 | 5 | 5 | 0.0 | 0.0 | 1 | 1 | 0 | 0 | 0 | 0 | 0 | 0 | 0 | 0 | 0 |
| Dec 14 | NYJ | L | S | 6 | 3 | 3 | 0.0 | 0.0 | 0 | 0 | 0 | 0 | 0 | 0 | 0 | 0 | 0 | 0 | 0 |
| Dec 18 | @ Jax | L | S | 5 | 2 | 3 | 1.0 | 5.0 | 1 | 1 | 0 | 0 | 0 | 0 | 0 | 0 | 0 | 0 | 1 |
| Dec 28 | Ind | L | S | 9 | 4 | 5 | 0.0 | 0.0 | 0 | 0 | 0 | 0 | 0 | 0 | 0 | 0 | 0 | 0 | 0 |
| Totals | 2-14 | 16/16 | 134 | 66 | 68 | 2.5 | 12.0 | 9 | 8 | 2 | 20 | 0 | 4 | 0 | 0 | 0 | 0 | 2 | |

2015 Tennessee Titans

| Date | Opp | W/L | P/S | Tot | Solo | Asst | Sk | - Yds | QBP | TFL | Int- | Yds | -TD | PD | FF | FR | - Yds | SpT |
|---------|-------|-------|-----|-----|------|------|------|-------|-----|-----|------|-----|-----|----|----|----|-------|-----|
| Sept 13 | @ TB | W | p | 3 | 2 | 1 | 0.0 | 0.0 | 0 | 0 | 0 | 0 | 0 | 0 | 0 | 0 | 0 | 1 |
| Sept 20 | @ Cle | L | p | 1 | 1 | 0 | 1.0 | 10.0 | 0 | 0 | 0 | 0 | 0 | 0 | 1 | 0 | 0 | 1 |
| Sept 27 | Ind | L | p | 1 | 0 | 1 | 0.0 | 0.0 | 0 | 0 | 0 | 0 | 0 | 0 | 0 | 0 | 0 | 0 |
| Oct 11 | Buf | L | S | 10 | 7 | 3 | 0.0 | 0.0 | 0 | 0 | 0 | 0 | 0 | 0 | 0 | 0 | 0 | 0 |
| Oct 18 | Mia | L | S | 11 | 9 | 2 | 1.0 | 10.0 | 1 | 2 | 0 | 0 | 0 | 0 | 0 | 0 | 0 | 0 |
| Oct 25 | Atl | L | S | 11 | 8 | 3 | 0.0 | 0.0 | 0 | 0 | 0 | 0 | 0 | 0 | 0 | 0 | 0 | 0 |
| Nov 1 | @ Hou | L | S | 8 | 7 | 1 | 0.0 | 0.0 | 1 | 1 | 0 | 0 | 0 | 0 | 0 | 0 | 0 | 1 |
| Nov 8 | @ NO | W | S | 10 | 6 | 4 | 1.0 | 11.0 | 1 | 1 | 0 | 0 | 0 | 0 | 0 | 0 | 0 | 1 |
| Nov 15 | Car | L | S | 10 | 6 | 4 | 1.0 | 1.0 | 2 | 1 | 0 | 0 | 0 | 0 | 0 | 0 | 0 | 0 |
| Nov 19 | @ Jax | L | S | 6 | 4 | 2 | 1.0 | 6.0 | 1 | 2 | 0 | 0 | 0 | 0 | 0 | 0 | 0 | 0 |
| Nov 29 | Oak | L | S | 7 | 6 | 1 | 0.0 | 0.0 | 0 | 0 | 0 | 0 | 0 | 0 | 0 | 0 | 0 | 0 |
| Dec 6 | Jax | W | S | 5 | 1 | 4 | 0.0 | 0.0 | 1 | 0 | 0 | 0 | 0 | 1 | 0 | 1 | 3 | 0 |
| Dec 13 | @ NYJ | L | S | 8 | 5 | 3 | 0.0 | 0.0 | 0 | 0 | 0 | 0 | 0 | 0 | 0 | 0 | 0 | 1 |
| Dec 20 | @ NE | L | S | 12 | 5 | 7 | 0.0 | 0.0 | 0 | 0 | 0 | 0 | 0 | 0 | 0 | 0 | 0 | 0 |
| Dec 27 | Hou | L | S | 3 | 1 | 2 | 0.0 | 0.0 | 1 | 0 | 0 | 0 | 0 | 0 | 0 | 0 | 0 | 1 |
| Jan 3 | @ Ind | L | p | 4 | 2 | 2 | 0.0 | 0.0 | 1 | 0 | 0 | 0 | 0 | 2 | 0 | 0 | 0 | 0 |
| Totals | 3-13 | 16/12 | 110 | 70 | 40 | 5.0 | 38.0 | 9 | 7 | 0 | 0 | 0 | 3 | 1 | 1 | 3 | 6 | |

2016 Tennessee Titans

| Date | Opp | W/L | P/S | Tot | Solo | Asst | Sk | - Yds | QBP | TFL | Int- | Yds | -TD | PD | FF | FR | - Yds | SpT |
|---------|-------|-----|-----|-----|------|------|-----|-------|-----|-----|------|-----|-----|----|----|----|-------|-----|
| Sept 11 | Min | L | S | 6 | 3 | 3 | 0.0 | 0.0 | 2 | 0 | 0 | 0 | 0 | 1 | 0 | 0 | 0 | 1 |
| Sept 18 | @ Det | W | p | 8 | 5 | 3 | 0.0 | 0.0 | 0 | 0 | 0 | 0 | 0 | 0 | 0 | 0 | 0 | 0 |
| Sept 25 | Oak | L | p | 2 | 1 | 1 | 0.0 | 0.0 | 0 | 1 | 0 | 0 | 0 | 0 | 0 | 0 | 0 | 2 |
| Oct 2 | @ Hou | L | S | 5 | 4 | 1 | 0.0 | 0.0 | 2 | 2 | 0 | 0 | 0 | 0 | 0 | 0 | 0 | 0 |

| | | | | | | | | | | | | | | | | | | | |
|--------|-------|-------|----|----|----|-----|-----|-----|---|---|----|----|---|---|---|---|---|---|---|
| Oct 9 | @ Mia | W | S | 0 | 0 | 0 | 0.0 | 0.0 | 0 | 0 | 0 | 0 | 0 | 0 | 0 | 0 | 0 | 0 | 0 |
| Oct 16 | Cle | W | S | 5 | 3 | 2 | 1.0 | 0.0 | 2 | 0 | 0 | 0 | 0 | 0 | 0 | 0 | 0 | 0 | 0 |
| Oct 23 | Ind | L | S | 4 | 2 | 2 | 0.0 | 0.0 | 0 | 0 | 0 | 0 | 0 | 0 | 0 | 0 | 0 | 0 | 0 |
| Oct 27 | Jax | W | S | 6 | 1 | 5 | 0.0 | 0.0 | 0 | 0 | 0 | 0 | 0 | 0 | 0 | 0 | 0 | 0 | 0 |
| Nov 6 | @ SD | L | p | 10 | 6 | 4 | 1.0 | 7.0 | 1 | 1 | 0 | 0 | 0 | 0 | 0 | 0 | 0 | 0 | 0 |
| Nov 13 | GB | W | p | 1 | 1 | 0 | 0.0 | 0.0 | 0 | 0 | 0 | 0 | 0 | 0 | 0 | 0 | 0 | 0 | 1 |
| Nov 20 | @ Ind | L | S | 8 | 3 | 5 | 0.0 | 0.0 | 0 | 0 | 0 | 0 | 0 | 0 | 0 | 0 | 0 | 0 | 1 |
| Nov 27 | @ Chi | W | p | 8 | 5 | 3 | 0.0 | 0.0 | 0 | 0 | 1 | 21 | 0 | 3 | 0 | 0 | 0 | 0 | 0 |
| Dec 11 | Den | W | S | 6 | 4 | 2 | 0.0 | 0.0 | 0 | 0 | 0 | 0 | 0 | 1 | 0 | 0 | 0 | 0 | 0 |
| Dec 18 | @ KC | W | S | 8 | 6 | 2 | 0.0 | 0.0 | 0 | 2 | 0 | 0 | 0 | 0 | 0 | 0 | 0 | 0 | 0 |
| Dec 24 | @ Jax | L | p | 5 | 3 | 2 | 0.0 | 0.0 | 1 | 0 | 0 | 0 | 0 | 0 | 0 | 0 | 0 | 0 | 0 |
| Jan 1 | Hou | W | S | 6 | 5 | 1 | 0.0 | 0.0 | 0 | 1 | 0 | 0 | 0 | 0 | 0 | 0 | 0 | 0 | 1 |
| Totals | 9-7 | 16/10 | 88 | 52 | 36 | 2.0 | 7.0 | 8 | 7 | 1 | 21 | 0 | 6 | 0 | 0 | 0 | 0 | 6 | |

2017 Tennessee Titans

| Date | Opp | W/L | P/S | Tot | Solo | Asst | Sk | - Yds | QBP | TFL | Int - | Yds | -TD | PD | FF | FR - | Yds | SpT |
|---------|-------|-------|-----|-----|------|------|------|-------|-----|-----|-------|-----|-----|----|----|------|-----|-----|
| Sept 10 | Oak | L | S | 10 | 5 | 5 | 1.0 | 5.0 | 1 | 1 | 0 | 0 | 0 | 0 | 0 | 0 | 0 | 0 |
| Sept 17 | @ Jax | W | S | 15 | 9 | 6 | 0.0 | 0.0 | 0 | 1 | 0 | 0 | 0 | 0 | 0 | 0 | 0 | 0 |
| Sept 24 | Sea | W | S | 13 | 9 | 4 | 0.0 | 0.0 | 3 | 2 | 0 | 0 | 0 | 0 | 0 | 0 | 0 | 0 |
| Oct 1 | @ Hou | L | S | 12 | 4 | 8 | 0.0 | 0.0 | 1 | 1 | 0 | 0 | 0 | 0 | 0 | 0 | 0 | 0 |
| Oct 8 | @ Mia | L | S | 9 | 5 | 4 | 0.0 | 0.0 | 0 | 1 | 0 | 0 | 0 | 2 | 0 | 0 | 0 | 0 |
| Oct 16 | Ind | W | S | 11 | 7 | 4 | 1.0 | 0.0 | 2 | 1 | 0 | 0 | 0 | 0 | 0 | 1 | 0 | 0 |
| Oct 22 | @ Cle | W | S | 12 | 10 | 2 | 0.0 | 0.0 | 0 | 0 | 0 | 0 | 0 | 0 | 0 | 0 | 0 | 0 |
| Nov 5 | Bal | W | S | 20 | 13 | 7 | 0.0 | 0.0 | 1 | 3 | 0 | 0 | 0 | 0 | 1 | 0 | 0 | 0 |
| Nov 12 | Cin | W | S | 9 | 5 | 4 | 0.0 | 0.0 | 0 | 0 | 0 | 0 | 0 | 0 | 1 | 0 | 0 | 2 |
| Nov 16 | @ Pit | L | S | 3 | 2 | 1 | 0.0 | 0.0 | 1 | 0 | 0 | 0 | 0 | 0 | 0 | 0 | 0 | 0 |
| Nov 26 | @ Ind | W | S | 10 | 7 | 3 | 1.0 | 0.0 | 3 | 0 | 0 | 0 | 0 | 0 | 0 | 0 | 0 | 0 |
| Dec 3 | Hou | W | S | 15 | 8 | 7 | 0.0 | 0.0 | 1 | 1 | 0 | 0 | 0 | 0 | 0 | 0 | 0 | 0 |
| Dec 10 | @ Ari | L | S | 10 | 7 | 3 | 1.0 | 8.0 | 1 | 4 | 0 | 0 | 0 | 0 | 0 | 0 | 0 | 0 |
| Dec 17 | @ SF | L | S | 12 | 7 | 5 | 1.0 | 10.0 | 1 | 2 | 0 | 0 | 0 | 0 | 0 | 0 | 0 | 0 |
| Dec 24 | LAR | L | S | 4 | 3 | 1 | 0.0 | 0.0 | 0 | 0 | 0 | 0 | 0 | 0 | 0 | 1 | 4t | 0 |
| Dec 31 | Jax | W | S | 7 | 3 | 4 | 0.0 | 0.0 | 0 | 0 | 0 | 0 | 0 | 1 | 0 | 0 | 0 | 1 |
| Totals | 9-7 | 16/16 | 172 | 104 | 68 | 5.0 | 23.0 | 15 | 17 | 0 | 0 | 0 | 5 | 0 | 2 | 4t | 3 | |

Playoffs

| | | | | | | | | | | | | | | | | | | | |
|--------|------|-----|----|---|---|-----|-----|-----|---|---|---|---|---|---|---|---|---|---|---|
| Jan 6 | @ KC | W | S | 8 | 4 | 4 | 0.5 | 4.0 | 1 | 1 | 0 | 0 | 0 | 0 | 0 | 0 | 0 | 0 | 0 |
| Jan 13 | @ NE | L | S | 2 | 1 | 1 | 0.0 | 0.0 | 0 | 0 | 0 | 0 | 0 | 0 | 0 | 0 | 0 | 0 | 0 |
| Totals | 1-1 | 2/2 | 10 | 5 | 5 | 0.5 | 4.0 | 1 | 1 | 0 | 0 | 0 | 0 | 0 | 0 | 0 | 0 | 0 | 0 |

WESLEY WOODYARD'S NFL STATISTICS

REGULAR SEASON

| Year | Team | GP | GS | TACKLES | | | | Yds | QBP | TFL | INTERCEPTIONS | | | | | FUMBLES | | | |
|------------|-----------|-----|----|---------|------|------|------|-------|-----|-----|---------------|-----|----|----|----|---------|----|-----|-----|
| | | | | Tot | Solo | Asst | Sk | | | | No | Yds | Lg | TD | PD | FF | FR | Yds | SpT |
| 2008 | Denver | 16 | 6 | 54 | 47 | 7 | 0.0 | 0.0 | NA | NA | 0 | 0 | - | 0 | 1 | 1 | 0 | 0 | 11 |
| 2009 | Denver | 16 | 0 | 35 | 25 | 10 | 0.0 | 0.0 | NA | NA | 1 | 0 | 0 | 0 | 2 | 1 | 0 | 0 | 9 |
| 2010 | Denver | 11 | 3 | 23 | 20 | 3 | 1.0 | 10.0 | NA | NA | 0 | 0 | - | 0 | 0 | 0 | 0 | 0 | 15 |
| 2011 | Denver | 15 | 7 | 87 | 60 | 27 | 0.0 | 0.0 | NA | NA | 0 | 0 | - | 0 | 2 | 2 | 0 | 0 | 10 |
| 2012 | Denver | 15 | 14 | 114 | 70 | 44 | 5.5 | 47.5 | NA | NA | 3 | 40 | 25 | 0 | 6 | 1 | 1 | 12 | 3 |
| 2013 | Denver | 14 | 10 | 83 | 47 | 36 | 1.5 | 11 | NA | NA | 1 | 0 | 0 | 0 | 4 | 1 | 0 | 0 | 1 |
| 2014 | Tennessee | 16 | 16 | 134 | 66 | 68 | 2.5 | 12.0 | 9 | 8 | 2 | 20 | 13 | 0 | 4 | 0 | 0 | 0 | 2 |
| 2015 | Tennessee | 16 | 12 | 110 | 70 | 40 | 5.0 | 38.0 | 9 | 7 | 0 | 0 | 0 | 0 | 3 | 1 | 1 | 3 | 6 |
| 2016 | Tennessee | 16 | 10 | 88 | 52 | 36 | 2.0 | 7.0 | 8 | 7 | 1 | 21 | 21 | 0 | 6 | 0 | 0 | 0 | 6 |
| 2017 | Tennessee | 16 | 16 | 172 | 104 | 68 | 5.0 | 23.0 | 15 | 17 | 0 | 0 | 0 | 0 | 5 | 0 | 2 | 4t | 3 |
| NFL Totals | | 151 | 94 | 900 | 561 | 339 | 22.5 | 148.5 | 41 | 39 | 8 | 81 | 25 | 0 | 33 | 7 | 4 | 19 | 66 |

PLAYOFFS

| Year | Team | GP | GS | TACKLES | | | | Yds | QBP | TFL | INTERCEPTIONS | | | | | FUMBLES | | | |
|------------|-----------|----|----|---------|------|------|-----|-----|-----|-----|---------------|-----|----|----|----|---------|----|-----|-----|
| | | | | Tot | Solo | Asst | Sk | | | | No | Yds | Lg | TD | PD | FF | FR | Yds | SpT |
| 2011 | Denver | 2 | 0 | 0 | 0 | 0 | 0.0 | 0.0 | NA | NA | 0 | 0 | - | 0 | 0 | 0 | 0 | 0 | 1 |
| 2012 | Denver | 1 | 1 | 7 | 7 | 0 | 0.0 | 0.0 | NA | NA | 0 | 0 | - | 0 | 0 | 0 | 0 | 0 | 0 |
| 2013 | Denver | 3 | 0 | 7 | 4 | 3 | 0.0 | 0.0 | NA | NA | 0 | 0 | - | 0 | 0 | 0 | 0 | 0 | 0 |
| 2017 | Tennessee | 2 | 2 | 10 | 5 | 5 | 0.5 | 4.0 | 1 | 1 | 0 | 0 | 0 | 0 | 0 | 0 | 0 | 0 | 0 |
| NFL Totals | | 8 | 3 | 24 | 16 | 8 | 0.5 | 4.0 | 1 | 1 | 0 | 0 | 0 | 0 | 0 | 0 | 0 | 0 | 1 |

Single-Game Highs



UPDATED RECORDS

Updated Through 2017

ALL-PRO AND PRO BOWL LEADERS

Most Associated Press All-Pro Seasons

Bruce Matthews, 7
 Tony Banfield, 3
 Charlie Hennigan, 3
 Al Jamison, 3
 Bob Talamini, 3
 George Webster, 3
 Robert Brazile, 2
 Miller Farr, 2
 Don Floyd, 2
 Leon Gray, 2
 Mike Munchak, 2

Most Pro Bowl Seasons

(AFL All-Star Game 1962-70; AFC-NFC Pro Bowl 1971-present)

Bruce Matthews, 14
 Mike Munchak, 9
 Elvin Bethea, 8
 Robert Brazile, 7
 Warren Moon, 6
 Bob Talamini, 6
 Earl Campbell, 5
 Ray Childress, 5
 Charlie Hennigan, 5
 Ken Houston, 5
 Blaine Bishop, 4
 Curley Culp, 4
 Eddie George, 4
 Tony Banfield, 3
 George Blanda, 3
Jurrell Casey, 3
 Miller Farr, 3
 Fred Glick, 3
 Ed Husmann, 3
 Haywood Jeffires, 3
 Chris Johnson, 3
 Jevon Kearse, 3
 Steve McNair, 3
 Jim Norton, 3
 Bob Schmidt, 3
 George Webster, 3
 Frank Wycheck, 3

Most Consecutive Pro Bowl Seasons

(AFL All-Star Game 1962-70; AFC-NFC Pro Bowl 1971-present)

Bruce Matthews, 14
 Robert Brazile, 7
 Mike Munchak, 7
 Warren Moon, 6
 Bob Talamini, 6
 Charlie Hennigan, 5
 Earl Campbell, 4
 Ray Childress, 4
 Curley Culp, 4
 Eddie George, 4
 Tony Banfield, 3
 Blaine Bishop, 3
 George Blanda, 3
Jurrell Casey, 3
 Miller Farr, 3
 Fred Glick, 3
 Ed Husmann, 3
 Haywood Jeffires, 3
 Chris Johnson, 3
 Jevon Kearse, 3
 Bob Schmidt, 3
Delanie Walker, 3
 George Webster, 3
 Frank Wycheck, 3

ALL-TIME LEAGUE SEASON LEADERS

Rushing Yards

2009: Chris Johnson, 358-2,006
 1980: Earl Campbell, 373-1,934
 1979: Earl Campbell, 368-1,697
 1978: Earl Campbell*, 302-1,450
 1961: Billy Cannon, 200-948

Passing Touchdowns

1990: Warren Moon, 33
 1961: George Blanda, 36

Passer Rating

2003: Steve McNair, 100.4

Receptions

1991: Haywood Jeffires, 100
 1964: Charlie Hennigan, 101

Receiving Yards

1975: Ken Burrough, 1,063
 1964: Charlie Hennigan, 1,546
 1961: Charlie Hennigan, 1,746

Touchdowns

1979: Earl Campbell, 19 (19r)
 1961: Bill Groman, 18 (1r, 17p)

Interceptions

2017: **Kevin Byard**, 8
 1979: Mike Reinfeldt, 12
 1967: Miller Farr, 10
 1965: W.K. Hicks, 9
 1963: Fred Glick, 12

Punting (Gross Avg.)

2017: **Brett Kern**, 49.7
 1998: Craig Hentrich, 47.2
 1993: Greg Montgomery, 45.6
 1992: Greg Montgomery, 46.9

Punt Returns

2006: Pacman Jones, 12.9
 1977: Billy Johnson, 15.4
 1975: Billy Johnson, 15.3
 1964: Bobby Jancik, 18.3

Kickoff Returns

1967: Zeke Moore*, 28.9
 1963: Bobby Jancik, 29.3
 1962: Bobby Jancik*, 30.3
 1960: Ken Hall, 31.3

* Rookie

ALL-TIME TEAM LEADERS BY CATEGORY

CAREER RUSHING YARDS

| Player | Years | Att | Yds | Avg | Lg | TD |
|---------------------------|----------------|------------|--------------|------------|------------|-----------|
| 1. Eddie George | 1996-03 | 2,733 | 10,009 | 3.7 | 76 | 64 |
| 2. Earl Campbell | 1978-84 | 1,979 | 8,574 | 4.3 | 81t | 73 |
| 3. Chris Johnson | 2008-13 | 1,742 | 7,965 | 4.6 | 94t | 50 |
| 4. Lorenzo White | 1988-94 | 1,000 | 4,079 | 4.1 | 44 | 29 |
| 5. Hoyle Granger | 1966-70,72 | 773 | 3,514 | 4.5 | 69t | 18 |
| 6. Steve McNair (QB) | 1995-05 | 614 | 3,439 | 5.6 | 71t | 36 |
| 7. Mike Rozier | 1985-90 | 910 | 3,426 | 3.8 | 41 | 27 |
| 8. Charles Tolar | 1960-66 | 907 | 3,277 | 3.6 | 40 | 21 |
| 9. Ronnie Coleman | 1974-81 | 700 | 2,769 | 4.0 | 46t | 16 |
| 10. Chris Brown | 2003-07 | 643 | 2,757 | 4.3 | 52 | 16 |
| 11. LenDale White | 2006-09 | 628 | 2,349 | 3.7 | 80t | 24 |
| 12. Allen Pinkett | 1986-91 | 561 | 2,324 | 4.1 | 60 | 21 |
| 13. Gary Brown | 1991-95 | 477 | 2,115 | 4.4 | 39t | 12 |
| 14. Fred Willis | 1972-76 | 603 | 2,114 | 3.5 | 44 | 11 |
| 15. Billy Cannon | 1960-63 | 512 | 2,111 | 4.1 | 64 | 14 |
| 16. DeMarco Murray | 2016-17 | 477 | 1,946 | 4.1 | 75t | 15 |
| 17. Rodney Thomas | 1995-00 | 495 | 1,847 | 3.7 | 74t | 12 |
| 18. Rob Carpenter | 1977-81 | 433 | 1,788 | 4.1 | 77 | 12 |
| 19. Larry Moriarty | 1983-86 | 415 | 1,624 | 3.9 | 80 | 13 |
| 20. Travis Henry | 2005-06 | 358 | 1,546 | 4.3 | 70t | 7 |

SEASON RUSHING YARDS

| Player | Year | Att | Yds | Avg | Lg | TD |
|---------------------------|-------------|------------|--------------|------------|------------|-----------|
| 1. Chris Johnson | 2009 | 358 | 2,006 | 5.6 | 91t | 14 |
| 2. Earl Campbell | 1980 | 373 | 1,934 | 5.2 | 55t | 13 |
| 3. Earl Campbell | 1979 | 368 | 1,697 | 4.6 | 61t | 19 |
| 4. Eddie George | 2000 | 403 | 1,509 | 3.7 | 35t | 14 |
| 5. <i>Earl Campbell</i> | <i>1978</i> | <i>302</i> | <i>1,450</i> | <i>4.8</i> | <i>81t</i> | <i>13</i> |
| 6. Eddie George | 1997 | 357 | 1,399 | 3.9 | 30 | 6 |
| 7. Earl Campbell | 1981 | 361 | 1,376 | 3.8 | 43 | 10 |
| 8. <i>Eddie George</i> | <i>1996</i> | <i>335</i> | <i>1,368</i> | <i>4.1</i> | <i>76</i> | <i>8</i> |
| 9. Chris Johnson | 2010 | 316 | 1,364 | 4.3 | 76t | 11 |
| 10. Eddie George | 1999 | 320 | 1,304 | 4.1 | 40 | 9 |
| 11. Earl Campbell | 1983 | 322 | 1,301 | 4.0 | 42 | 12 |
| 12. Eddie George | 1998 | 348 | 1,294 | 3.7 | 37t | 5 |
| 13. DeMarco Murray | 2016 | 293 | 1,287 | 4.4 | 75t | 9 |
| 14. Chris Johnson | 2012 | 276 | 1,243 | 4.5 | 94t | 6 |
| 15. <i>Chris Johnson</i> | <i>2008</i> | <i>251</i> | <i>1,228</i> | <i>4.9</i> | <i>66t</i> | <i>9</i> |
| 16. Lorenzo White | 1992 | 265 | 1,226 | 4.6 | 44 | 7 |
| 17. Travis Henry | 2006 | 270 | 1,211 | 4.5 | 70t | 7 |
| 18. Hoyle Granger | 1967 | 236 | 1,194 | 5.1 | 67 | 6 |
| 19. Eddie George | 2002 | 343 | 1,165 | 3.4 | 35 | 12 |
| 20. LenDale White | 2007 | 303 | 1,110 | 3.7 | 28 | 7 |

CAREER PASSING YARDS

| Player | Years | Att | Cmp | Pct | Yds | Y/A | TD | Int | Lg | Sk | Lst | Rate |
|--------------------------|----------------|--------------|------------|-------------|--------------|-------------|-----------|-----------|------------|-----------|------------|-------------|
| 1. Warren Moon | 1984-93 | 4,546 | 2,632 | 57.9 | 33,685 | 7.41 | 196 | 166 | 87t | 315 | 2,403 | 80.4 |
| 2. Steve McNair | 1995-05 | 3,871 | 2,305 | 59.5 | 27,141 | 7.01 | 156 | 103 | 83t | 229 | 1,398 | 83.3 |
| 3. George Blanda | 1960-66 | 2,784 | 1,347 | 48.4 | 19,149 | 6.88 | 165 | 189 | 95 | - | - | 62.5 |
| 4. Dan Pastorini | 1971-79 | 2,768 | 1,426 | 51.5 | 16,864 | 6.09 | 96 | 139 | 85t | 222 | 1,977 | 61.0 |
| 5. Marcus Mariota | 2015-17 | 1,274 | 787 | 61.8 | 9,476 | 7.44 | 58 | 34 | 75t | 88 | 587 | 88.6 |
| 6. Vince Young | 2006-10 | 1,190 | 689 | 57.9 | 8,098 | 6.81 | 42 | 42 | 73 | 75 | 415 | 75.7 |
| 7. Kerry Collins | 2006-10 | 1,081 | 613 | 56.7 | 6,804 | 6.29 | 33 | 29 | 80t | 36 | 253 | 74.6 |
| 8. Ken Stabler | 1980-81 | 742 | 458 | 61.7 | 5,190 | 6.99 | 27 | 46 | 79t | 56 | 518 | 69.0 |
| 9. Pete Beathard | 1967-69 | 822 | 379 | 46.1 | 5,128 | 6.24 | 26 | 51 | 86t | - | - | 51.2 |
| 10. Jake Locker | 2011-14 | 709 | 408 | 57.5 | 4,967 | 7.03 | 27 | 22 | 71t | 60 | 378 | 79.0 |
| 11. Matt Hasselbeck | 2011-12 | 739 | 457 | 61.8 | 4,938 | 6.68 | 25 | 19 | 80t | 33 | 256 | 82.0 |
| 12. Chris Chandler | 1995-96 | 676 | 409 | 60.5 | 4,559 | 6.74 | 33 | 21 | 76t | 46 | 326 | 83.9 |
| 13. Cody Carlson | 1988-94 | 659 | 370 | 56.1 | 4,469 | 6.78 | 21 | 28 | 81 | 54 | 374 | 70.0 |
| 14. Don Trull | 1964-69 | 556 | 249 | 44.8 | 3,538 | 6.36 | 29 | 21 | - | - | - | 67.6 |
| 15. Billy Volek | 2001-05 | 517 | 312 | 60.3 | 3,505 | 6.78 | 26 | 13 | 55t | 45 | 306 | 86.9 |
| 16. Jacky Lee | 1960-67 | 409 | 210 | 51.3 | 3,291 | 8.05 | 25 | 30 | 98t | - | - | 68.2 |
| 17. Gifford Nielsen | 1978-83 | 498 | 273 | 54.8 | 3,255 | 6.54 | 20 | 22 | 48 | 47 | 354 | 70.0 |
| 18. Neil O'Donnell | 1999-03 | 367 | 215 | 58.6 | 2,664 | 7.26 | 16 | 11 | 67 | 18 | 144 | 83.2 |
| 19. Oliver Luck | 1983-86 | 413 | 233 | 56.4 | 2,544 | 6.16 | 13 | 21 | 66 | 33 | 261 | 64.1 |
| 20. Ryan Fitzpatrick | 2013 | 350 | 217 | 62.0 | 2,454 | 7.01 | 14 | 12 | 77t | 21 | 109 | 82.0 |

SEASON PASSING YARDS

| Player | Year | Att | Cmp | Pct | Yds | Y/A | TD | Int | Lg | Sk | Lst | Rate |
|---------------------------|-------------|------------|------------|-------------|--------------|-------------|-----------|-----------|------------|-----------|------------|-------------|
| 1. Warren Moon | 1991 | 655 | 404 | 61.7 | 4,690 | 7.16 | 23 | 21 | 61t | 23 | 174 | 81.7 |
| 2. Warren Moon | 1990 | 584 | 362 | 62.0 | 4,689 | 8.03 | 33 | 13 | 87t | 36 | 252 | 96.8 |
| 3. Warren Moon | 1989 | 464 | 280 | 60.3 | 3,631 | 7.83 | 23 | 14 | 55 | 35 | 267 | 88.9 |
| 4. Matt Hasselbeck | 2011 | 518 | 319 | 61.6 | 3,571 | 6.89 | 18 | 14 | 80t | 19 | 153 | 82.4 |
| 5. Warren Moon | 1986 | 488 | 256 | 52.5 | 3,489 | 7.15 | 13 | 26 | 81t | 41 | 332 | 62.3 |
| 6. Warren Moon | 1993 | 520 | 303 | 58.3 | 3,485 | 6.70 | 21 | 21 | 80t | 34 | 218 | 75.2 |
| 7. Marcus Mariota | 2016 | 451 | 276 | 61.2 | 3,426 | 7.60 | 26 | 9 | 60 | 23 | 156 | 95.6 |
| 8. Steve McNair | 2002 | 492 | 301 | 61.2 | 3,387 | 6.88 | 22 | 15 | 55 | 21 | 121 | 84.0 |
| 9. Steve McNair | 2001 | 431 | 264 | 61.3 | 3,350 | 7.77 | 21 | 12 | 71t | 37 | 251 | 90.2 |
| 10. Warren Moon | 1984 | 450 | 259 | 57.6 | 3,338 | 7.42 | 12 | 14 | 76 | 47 | 371 | 76.9 |
| 11. George Blanda | 1961 | 362 | 187 | 51.7 | 3,330 | 9.20 | 36 | 22 | - | - | - | 91.3 |
| 12. George Blanda | 1964 | 505 | 262 | 51.9 | 3,287 | 6.51 | 17 | 27 | - | - | - | 61.4 |
| 13. Marcus Mariota | 2017 | 453 | 281 | 62.0 | 3,232 | 7.13 | 13 | 15 | 75t | 27 | 173 | 79.3 |
| 14. Steve McNair | 1998 | 492 | 289 | 58.7 | 3,228 | 6.56 | 15 | 10 | 47 | 33 | 176 | 80.1 |
| 15. Steve McNair | 2003 | 400 | 250 | 62.5 | 3,215 | 8.04 | 24 | 7 | 73 | 19 | 108 | 100.4 |
| 16. Ken Stabler | 1980 | 457 | 293 | 64.1 | 3,202 | 7.01 | 13 | 28 | 79t | 27 | 264 | 68.7 |
| 17. Steve McNair | 2005 | 476 | 292 | 61.3 | 3,161 | 6.64 | 16 | 11 | 57 | 20 | 134 | 82.4 |
| 18. George Blanda | 1963 | 423 | 224 | 53.0 | 3,003 | 7.10 | 24 | 25 | - | - | - | 70.1 |
| 19. Steve McNair | 2000 | 396 | 248 | 62.6 | 2,847 | 7.19 | 15 | 13 | 56t | 24 | 141 | 83.2 |
| 20. Marcus Mariota | 2015 | 370 | 230 | 62.2 | 2,818 | 7.62 | 19 | 10 | 61t | 38 | 258 | 91.5 |

ALL-TIME TEAM LEADERS BY CATEGORY

CAREER RECEPTIONS

| Player | Years | No | Yds | Avg | Lg | TD |
|-------------------------------|----------------|------------|--------------|-------------|-----------|-----------|
| 1. Ernest Givins | 1986-94 | 542 | 7,935 | 14.6 | 83t | 46 |
| 2. Haywood Jeffires | 1987-95 | 515 | 6,119 | 11.9 | 87t | 47 |
| 3. Frank Wycheck (TE) | 1995-03 | 482 | 4,958 | 10.3 | 42 | 27 |
| 4. Drew Hill | 1985-91 | 480 | 7,477 | 15.6 | 81t | 47 |
| 5. Derrick Mason | 1997-04 | 453 | 6,114 | 13.5 | 71t | 37 |
| 6. Charlie Hennigan | 1960-66 | 410 | 6,823 | 16.6 | 80t | 51 |
| 7. Ken Burrough | 1971-81 | 408 | 6,907 | 16.9 | 85t | 47 |
| 8. Delanie Walker (TE) | 2013-17 | 356 | 4,156 | 11.7 | 68 | 26 |
| 9. Curtis Duncan | 1987-93 | 322 | 3,935 | 12.2 | 72 | 20 |
| 10. Nate Washington | 2009-14 | 307 | 4,591 | 15.0 | 80t | 28 |
| 11. Kendall Wright | 2012-16 | 280 | 3,244 | 11.6 | 52t | 18 |
| 12. Drew Bennett | 2001-06 | 273 | 4,033 | 14.8 | 55 | 25 |
| 13. Chris Johnson (RB) | 2008-13 | 272 | 2,003 | 7.4 | 69t | 8 |
| 14. Eddie George (RB) | 1996-03 | 259 | 2,144 | 8.3 | 54 | 10 |
| 15. Bo Scaife (TE) | 2005-10 | 251 | 2,383 | 9.5 | 44 | 12 |
| 16. Tim Smith | 1980-86 | 206 | 3,107 | 15.1 | 75t | 12 |
| 17. Alvin Reed (TE) | 1967-72 | 199 | 2,818 | 14.2 | 60 | 11 |
| 18. Webster Slaughter | 1992-94 | 184 | 2,236 | 12.2 | 57 | 11 |
| Lorenzo White (RB) | 1988-94 | 184 | 1,674 | 9.1 | 69t | 6 |
| 20. Charles Frazier | 1962-68 | 179 | 3,060 | 17.1 | 80 | 22 |

SEASON RECEPTIONS

| Player | Year | No | Yds | Avg | Lg | TD |
|---------------------------|-------------|-----------|--------------|-------------|------------|----------|
| 1. Charlie Hennigan | 1964 | 101 | 1,546 | 15.3 | 53 | 8 |
| 2. Haywood Jeffires | 1991 | 100 | 1,181 | 11.8 | 44 | 7 |
| 3. Derrick Mason | 2004 | 96 | 1,168 | 12.2 | 37t | 7 |
| 4. Derrick Mason | 2003 | 95 | 1,303 | 13.7 | 50t | 8 |
| 5. Delanie Walker | 2015 | 94 | 1,088 | 11.6 | 61t | 6 |
| Kendall Wright | 2013 | 94 | 1,079 | 11.5 | 45 | 2 |
| 7. Drew Hill | 1991 | 90 | 1,109 | 12.3 | 61t | 4 |
| Haywood Jeffires | 1992 | 90 | 913 | 10.1 | 47 | 9 |
| 9. Tim Smith | 1983 | 83 | 1,176 | 14.2 | 47t | 6 |
| 10. Curtis Duncan | 1992 | 82 | 954 | 11.6 | 72 | 1 |
| Charlie Hennigan | 1961 | 82 | 1,746 | 21.3 | 80 | 12 |
| 12. Drew Bennett | 2004 | 80 | 1,247 | 15.6 | 48t | 11 |
| Butch Woolfolk | 1985 | 80 | 814 | 10.2 | 80t | 4 |
| 14. Derrick Mason | 2002 | 79 | 1,012 | 12.8 | 40 | 5 |
| 15. Webster Slaughter | 1993 | 77 | 904 | 11.7 | 41 | 5 |
| 16. Delanie Walker | 2017 | 74 | 807 | 10.9 | 42 | 3 |
| Drew Hill | 1990 | 74 | 1,019 | 13.8 | 57 | 5 |
| Haywood Jeffires | 1990 | 74 | 1,048 | 14.2 | 87t | 8 |
| Nate Washington | 2011 | 74 | 1,023 | 13.8 | 57 | 7 |
| 20. Derrick Mason | 2001 | 73 | 1,128 | 15.5 | 71t | 9 |

CAREER RECEIVING YARDS

| Player | Years | No | Yds | Avg | Lg | TD |
|-------------------------------|----------------|------------|--------------|-------------|-----------|-----------|
| 1. Ernest Givins | 1986-94 | 542 | 7,935 | 14.6 | 83t | 46 |
| 2. Drew Hill | 1985-91 | 480 | 7,477 | 15.6 | 81t | 47 |
| 3. Ken Burrough | 1971-81 | 408 | 6,906 | 16.9 | 85t | 47 |
| 4. Charlie Hennigan | 1960-66 | 410 | 6,823 | 16.6 | *83 | 51 |
| 5. Haywood Jeffires | 1987-95 | 515 | 6,119 | 11.9 | 87t | 47 |
| 6. Derrick Mason | 1997-04 | 453 | 6,114 | 13.5 | 71t | 37 |
| 7. Frank Wycheck | 1995-03 | 482 | 4,958 | 10.3 | 42 | 27 |
| 8. Nate Washington | 2009-14 | 307 | 4,591 | 15.0 | 80t | 28 |
| 9. Delanie Walker (TE) | 2013-17 | 356 | 4,156 | 11.7 | 68 | 26 |
| 10. Drew Bennett | 2001-06 | 273 | 4,033 | 14.8 | 55t | 25 |
| 11. Curtis Duncan | 1987-93 | 322 | 3,935 | 12.2 | 72 | 20 |
| 12. Chris Sanders | 1995-01 | 177 | 3,285 | 18.6 | 83t | 17 |
| 13. Kendall Wright | 2012-16 | 280 | 3,244 | 11.6 | 52t | 18 |
| 14. Tim Smith | 1980-86 | 206 | 3,107 | 15.1 | 75t | 12 |
| 15. Charley Frazier | 1962-68 | 179 | 3,060 | 17.1 | 80 | 22 |
| 16. Bill Groman | 1960-62 | 143 | 2,976 | 20.8 | *80 | 32 |
| 17. Alvin Reed | 1967-72 | 199 | 2,818 | 14.2 | 60 | 11 |
| 18. Kenny Britt | 2009-13 | 157 | 2,450 | 15.6 | 80t | 19 |
| 19. Bo Scaife | 2005-10 | 251 | 2,383 | 9.5 | 44 | 12 |
| 20. Kevin Dyson | 1998-02 | 176 | 2,310 | 13.1 | 68t | 18 |

SEASON RECEIVING YARDS

| Player | Year | No | Yds | Avg | Lg | TD |
|---------------------------|-------------|-----------|--------------|-------------|------------|----------|
| 1. Charlie Hennigan | 1961 | 82 | 1,746 | 21.3 | 80 | 12 |
| 2. Charlie Hennigan | 1964 | 101 | 1,546 | 15.3 | 53 | 8 |
| 3. Bill Groman | 1960 | 72 | 1,473 | 20.5 | - | 12 |
| 4. Derrick Mason | 2003 | 95 | 1,303 | 13.7 | 50t | 8 |
| 5. Drew Bennett | 2004 | 80 | 1,247 | 15.6 | 48t | 11 |
| 6. Haywood Jeffires | 1991 | 100 | 1,181 | 11.8 | 44 | 7 |
| 7. Tim Smith | 1983 | 83 | 1,176 | 14.2 | 47t | 6 |
| 8. Bill Groman | 1961 | 50 | 1,175 | 23.5 | 80 | 17 |
| 9. Drew Hill | 1985 | 64 | 1,169 | 18.3 | 57t | 9 |
| 10. Derrick Mason | 2004 | 96 | 1,168 | 12.2 | 37t | 7 |
| 11. Drew Hill | 1988 | 72 | 1,141 | 15.8 | 57t | 10 |
| Tim Smith | 1984 | 69 | 1,141 | 16.5 | 75t | 4 |
| 13. Charley Frazier | 1966 | 57 | 1,129 | 19.8 | 79 | 12 |
| 14. Derrick Mason | 2001 | 73 | 1,128 | 15.5 | 71t | 9 |
| 15. Drew Hill | 1986 | 65 | 1,112 | 17.1 | 81t | 5 |
| 16. Drew Hill | 1991 | 90 | 1,109 | 12.3 | 61t | 4 |
| 17. Delanie Walker | 2015 | 94 | 1,088 | 11.6 | 61t | 6 |
| 18. Kendall Wright | 2013 | 94 | 1,079 | 11.5 | 45 | 2 |
| 19. Ken Burrough | 1975 | 53 | 1,063 | 20.1 | 77t | 8 |
| 20. Ernest Givins | 1986 | 61 | 1,062 | 17.4 | 60 | 3 |

CAREER SCORING

| Player | Years | TD | Rush | Rec | Ret | XPM | FGM | 2PT | Points |
|-----------------------|----------------|----------|----------|----------|----------|------------|-----------|----------|------------|
| 1. Al Del Greco | 1991-00 | 0 | 0 | 0 | 0 | 322 | 246 | 0 | 1,060 |
| 2. Rob Bironas | 2005-13 | 0 | 0 | 0 | 0 | 315 | 239 | 0 | 1,032 |
| 3. George Blanda | 1960-66 | 4 | 4 | 0 | 0 | 301 | 91 | 0 | 598 |
| 4. Tony Zendejas | 1985-90 | 0 | 0 | 0 | 0 | 197 | 117 | 0 | 548 |
| 5. Eddie George | 1996-03 | 74 | 64 | 10 | 0 | 0 | 0 | 3 | 450 |
| 6. Earl Campbell | 1978-84 | 73 | 73 | 0 | 0 | 0 | 0 | 0 | 438 |
| 7. Ryan Succop | 2014-17 | 0 | 0 | 0 | 0 | 126 | 90 | 0 | 396 |
| 8. Toni Fritsch | 1977-81 | 0 | 0 | 0 | 0 | 149 | 81 | 0 | 392 |
| 9. Chris Johnson | 2008-13 | 58 | 50 | 8 | 0 | 0 | 0 | 1 | 350 |
| 10. Skip Butler | 1972-77 | 0 | 0 | 0 | 0 | 122 | 70 | 0 | 332 |
| 11. Charlie Hennigan | 1960-66 | 51 | 0 | 51 | 0 | 0 | 0 | 0 | 306 |
| 12. Ken Burrough | 1971-81 | 48 | 1 | 47 | 0 | 0 | 0 | 0 | 288 |
| Ernest Givins | 1986-94 | 48 | 1 | 46 | 1 | 0 | 0 | 0 | 288 |
| Haywood Jeffires | 1987-95 | 47 | 0 | 47 | 0 | 0 | 0 | 3 | 288 |
| 15. Drew Hill | 1985-91 | 47 | 0 | 47 | 0 | 0 | 0 | 0 | 282 |
| 16. Derrick Mason | 1997-04 | 40 | 0 | 37 | 3 | 0 | 0 | 1 | 242 |
| 17. Steve McNair | 1995-05 | 36 | 36 | 0 | 0 | 0 | 0 | 3 | 222 |
| 18. Lorenzo White | 1988-94 | 36 | 29 | 6 | 1 | 0 | 0 | 0 | 216 |
| 19. Billy Cannon | 1960-63 | 35 | 14 | 20 | 1 | 0 | 0 | 1 | 212 |
| 20. Gary Anderson | 2003-04 | 0 | 0 | 0 | 0 | 79 | 44 | 0 | 211 |

ALL-TIME TEAM LEADERS BY CATEGORY

SEASON SCORING

| Player | Year | TD | Rush | Rec | Ret | XPM | FGM | 2PT | Points |
|-------------------|------|----|------|-----|-----|-----|-----|-----|--------|
| 1. Ryan Succop | 2017 | 0 | 0 | 0 | 0 | 31 | 35 | 0 | 136 |
| Al Del Greco | 1998 | 0 | 0 | 0 | 0 | 28 | 36 | 0 | 136 |
| 3. Rob Bironas | 2007 | 0 | 0 | 0 | 0 | 28 | 35 | 0 | 133 |
| 4. Al Del Greco | 1996 | 0 | 0 | 0 | 0 | 35 | 32 | 0 | 131 |
| 5. Rob Bironas | 2008 | 0 | 0 | 0 | 0 | 40 | 29 | 0 | 127 |
| 6. Al Del Greco | 1993 | 0 | 0 | 0 | 0 | 39 | 29 | 0 | 126 |
| 7. Gary Anderson | 2003 | 0 | 0 | 0 | 0 | 42 | 27 | 0 | 123 |
| 8. Rob Bironas | 2011 | 0 | 0 | 0 | 0 | 34 | 29 | 0 | 121 |
| 9. Rob Bironas | 2009 | 0 | 0 | 0 | 0 | 37 | 27 | 0 | 118 |
| Al Del Greco | 2000 | 0 | 0 | 0 | 0 | 37 | 27 | 0 | 118 |
| 11. Rob Bironas | 2013 | 0 | 0 | 0 | 0 | 41 | 25 | 0 | 116 |
| 12. George Blanda | 1960 | 4 | 4 | 0 | 0 | 46 | 15 | 0 | 115 |
| Tony Zendejas | 1989 | 0 | 0 | 0 | 0 | 40 | 25 | 0 | 115 |
| 14. Earl Campbell | 1979 | 19 | 19 | 0 | 0 | 0 | 0 | 0 | 114 |
| Al Del Greco | 1995 | 0 | 0 | 0 | 0 | 33 | 27 | 0 | 114 |
| Tony Zendejas | 1988 | 0 | 0 | 0 | 0 | 48 | 22 | 0 | 114 |
| 17. Al Del Greco | 1997 | 0 | 0 | 0 | 0 | 32 | 27 | 0 | 113 |
| 18. George Blanda | 1961 | 0 | 0 | 0 | 0 | 64 | 16 | 0 | 112 |
| 19. Joe Nedney | 2002 | 0 | 0 | 0 | 0 | 36 | 25 | 0 | 111 |
| 20. Rob Bironas | 2012 | 0 | 0 | 0 | 0 | 35 | 25 | 0 | 110 |
| Rob Bironas | 2010 | 0 | 0 | 0 | 0 | 38 | 24 | 0 | 110 |

CAREER KICKOFF RETURNS (YARDS)

| Player | Years | No | Yds | Avg | Lg | TD |
|---------------------|-------------|-----|-------|------|------|----|
| 1. Bobby Jancik | 1962-67 | 158 | 4,185 | 26.5 | 61 | 0 |
| 2. Derrick Mason | 1997-04 | 156 | 3,496 | 22.4 | 101t | 1 |
| 3. Carl Roaches | 1980-84 | 150 | 3,276 | 21.8 | 97t | 2 |
| 4. Billy Johnson | 1974-80 | 121 | 2,902 | 24.0 | 81t | 2 |
| 5. Marc Mariani | 2010-13, 16 | 118 | 2,838 | 24.1 | 98t | 1 |
| 6. Mel Gray | 1995-97 | 111 | 2,592 | 23.4 | 88 | 0 |
| 7. Adam Jones | 2005-06 | 63 | 1,648 | 26.2 | 85 | 0 |
| 8. Zeke Moore | 1967-77 | 64 | 1,618 | 25.3 | 92t | 1 |
| 9. Darius Reynaud | 2012-13 | 68 | 1,595 | 23.5 | 105t | 1 |
| 10. Willie Drewrey | 1985-93 | 75 | 1,581 | 21.1 | 50 | 0 |
| 11. Allen Pinkett | 1986-91 | 80 | 1,577 | 19.7 | 48 | 0 |
| 12. Jerry LeVias | 1969-70 | 64 | 1,538 | 24.0 | 87 | 0 |
| 13. Bobby Wade | 2005-06 | 50 | 1,194 | 23.9 | 48 | 0 |
| 14. Billy Cannon | 1960-63 | 46 | 1,186 | 25.8 | 88t | 1 |
| 15. Leonard Harris | 1987-93 | 53 | 1,130 | 21.3 | 63 | 0 |
| 16. Leon Washington | 2013-14 | 47 | 1,219 | 25.9 | 95 | 0 |
| 17. Chris Carr | 2008 | 35 | 984 | 28.1 | 52 | 0 |
| 18. Mike Archie | 1996-98 | 46 | 961 | 20.9 | 50 | 0 |
| 19. Bob Gresham | 1973-74 | 36 | 903 | 25.1 | 103t | 1 |
| 20. Willie Tullis | 1981-84 | 38 | 886 | 23.3 | 95t | 1 |

SEASON KICKOFF RETURNS (AVG.)

| Player | Year | No | Yds | Avg | Lg | TD |
|--------------------|------|----|-------|------|------|----|
| 1. Ken Hall | 1960 | 19 | 594 | 31.3 | 104t | 1 |
| 2. Bobby Jancik | 1962 | 24 | 726 | 30.3 | 61 | 0 |
| 3. Bobby Jancik | 1963 | 45 | 1,317 | 29.3 | 53 | 0 |
| 4. Chris Carr | 2008 | 35 | 984 | 28.1 | 52 | 0 |
| 5. Carl Roaches | 1981 | 28 | 769 | 27.5 | 96t | 1 |
| 6. Billy Johnson | 1974 | 29 | 785 | 27.1 | 67 | 0 |
| 7. Derrick Mason | 2000 | 42 | 1,132 | 27.0 | 66 | 0 |
| 8. Bob Gresham | 1973 | 27 | 723 | 26.8 | 103t | 1 |
| 9. Adam Jones | 2005 | 43 | 1,127 | 26.2 | 85 | 0 |
| 10. Linzy Cole | 1971 | 32 | 834 | 26.1 | 45 | 0 |
| 11. Adam Jones | 2006 | 20 | 521 | 26.1 | 70 | 0 |
| 12. Bobby Jancik | 1966 | 34 | 875 | 25.7 | 53 | 0 |
| 13. Steve Brown | 1983 | 31 | 795 | 25.6 | 93t | 1 |
| 14. Marc Mariani | 2010 | 60 | 1,530 | 25.5 | 98t | 1 |
| 15. Billy Johnson | 1977 | 25 | 630 | 25.2 | 76t | 1 |
| 16. Alvin Haymond | 1973 | 28 | 703 | 25.1 | 47 | 0 |
| 17. Jerry LeVias | 1969 | 38 | 940 | 24.7 | 87 | 0 |
| 18. Willie Drewrey | 1985 | 26 | 642 | 24.7 | 50 | 0 |
| 19. Zeke Moore | 1968 | 32 | 787 | 24.6 | 45 | 0 |
| 20. Billy Cannon | 1962 | 18 | 442 | 24.6 | 38 | 0 |

CAREER PUNT RETURNS (YARDS)

| Player | Years | No | FC | Yds | Avg | Lg | TD |
|----------------------|-------------|-----|----|-------|------|-----|----|
| 1. Billy Johnson | 1974-80 | 155 | 21 | 2,040 | 13.2 | 87t | 5 |
| 2. Derrick Mason | 1997-04 | 182 | 94 | 1,590 | 8.7 | 69t | 2 |
| 3. Carl Roaches | 1980-84 | 151 | 31 | 1,095 | 7.3 | 68 | 0 |
| 4. Marc Mariani | 2010-13, 16 | 102 | 57 | 1,054 | 10.3 | 87t | 2 |
| 5. Willie Drewrey | 1985-93 | 104 | 45 | 771 | 7.4 | 25 | 0 |
| 6. Adam Jones | 2005-06 | 63 | 11 | 712 | 11.3 | 90t | 4 |
| 7. Mel Gray | 1995-97 | 69 | 45 | 652 | 9.4 | 40 | 0 |
| 8. Bobby Jancik | 1962-67 | 67 | - | 647 | 9.7 | 82 | 1 |
| 9. Darius Reynaud | 2012-13 | 49 | 25 | 545 | 11.1 | 81t | 2 |
| 10. Jerry LeVias | 1969-70 | 60 | 19 | 505 | 8.4 | 46 | 0 |
| 11. Kenny Johnson | 1986-89 | 73 | 32 | 488 | 6.7 | 26 | 0 |
| 12. Justin McCareins | 2001-08 | 37 | 21 | 403 | 10.9 | 58t | 1 |
| 13. Ernest Givins | 1986-94 | 56 | - | 397 | 7.1 | 78t | 1 |
| 14. Larry Carwell | 1967-68 | 36 | 6 | 381 | 10.6 | 54 | 0 |
| 15. Dexter McCluster | 2014-15 | 46 | 29 | 372 | 8.1 | 48 | 0 |
| 16. Fred Glick | 1961-66 | 44 | - | 326 | 7.4 | - | 0 |
| 17. Chris Carr | 2008 | 32 | 20 | 323 | 10.1 | 44 | 0 |
| 18. Chris Davis | 2007-08 | 33 | 13 | 299 | 9.1 | 39 | 0 |
| 19. Adoree' Jackson | 2017 | 34 | 9 | 290 | 8.5 | 46 | 0 |
| 20. Ken Houston | 1967-72 | 45 | 12 | 252 | 5.6 | 33 | 0 |

SEASON PUNT RETURNS (AVG.)

| Player | Year | No | FC | Yds | Avg | Lg | TD |
|----------------------|------|----|----|-----|------|-----|----|
| 1. Billy Johnson | 1977 | 35 | 8 | 539 | 15.4 | 87t | 2 |
| 2. Billy Johnson | 1975 | 40 | 1 | 612 | 15.3 | 83t | 3 |
| 3. Billy Johnson | 1974 | 30 | 3 | 409 | 13.6 | 49 | 0 |
| 4. Darius Reynaud | 2012 | 31 | 17 | 410 | 13.2 | 81t | 2 |
| 5. Derrick Mason | 2000 | 51 | 17 | 662 | 13.0 | 69t | 1 |
| 6. Adam Jones | 2006 | 34 | 3 | 440 | 12.9 | 90t | 3 |
| 7. Marc Mariani | 2010 | 27 | 17 | 329 | 12.2 | 87t | 1 |
| 8. Justin McCareins | 2003 | 29 | 17 | 330 | 11.4 | 58t | 1 |
| 9. Marc Mariani | 2011 | 46 | 18 | 490 | 10.7 | 79t | 1 |
| 10. Billy Johnson | 1976 | 38 | 9 | 403 | 10.6 | 46 | 0 |
| 11. Mel Gray | 1995 | 30 | 20 | 303 | 10.1 | 20 | 0 |
| 12. Chris Carr | 2008 | 32 | 20 | 323 | 10.1 | 44 | 0 |
| 13. Chris Davis | 2007 | 31 | 12 | 293 | 9.5 | 39 | 0 |
| 14. Adam Jones | 2005 | 29 | 8 | 272 | 9.4 | 52t | 1 |
| 15. Mel Gray | 1996 | 22 | 15 | 205 | 9.3 | 40 | 0 |
| 16. Dexter McCluster | 2015 | 24 | 15 | 217 | 9.0 | 37 | 0 |
| 17. Fred Glick | 1963 | 19 | - | 171 | 9.0 | 22 | 0 |
| 18. Willie Drewrey | 1985 | 24 | 10 | 215 | 9.0 | 23 | 0 |
| 19. Derrick Mason | 1999 | 26 | 15 | 225 | 8.7 | 65t | 1 |
| 20. Adoree' Jackson | 2017 | 34 | 9 | 290 | 8.5 | 46 | 0 |
| Jerry LeVias | 1970 | 25 | 8 | 213 | 8.5 | 33 | 0 |

ALL-TIME TEAM LEADERS BY CATEGORY

CAREER PUNTING (PUNTS)

| Player | Years | Punt | Blk | Yds | Avg | TB | In20 | Lg | NetAvg |
|----------------------|----------------|------------|----------|---------------|-------------|-----------|------------|-----------|-------------|
| 1. Craig Hentrich | 1998-09 | 861 | 1 | 36,926 | 42.9 | 95 | 295 | 78 | 37.2 |
| 2. Brett Kern | 2009-17 | 687 | 4 | 31,378 | 45.7 | 39 | 257 | 79 | 40.4 |
| 3. Jim Norton | 1960-68 | 522 | 7 | 21,961 | 42.1 | - | - | 79 | - |
| 4. Cliff Parsley | 1977-82 | 431 | 3 | 17,136 | 39.8 | 33 | 85 | 62 | 32.3 |
| 5. Dan Pastorini | 1971-79 | 316 | 1 | 12,530 | 39.7 | - | - | 74 | - |
| 6. Greg Montgomery | 1988-93 | 310 | 6 | 13,529 | 43.6 | 35 | 74 | 77 | 36.6 |
| 7. Lee Johnson | 1985-87 | 212 | 0 | 8,739 | 41.2 | 20 | 53 | 66 | 35.1 |
| 8. John James | 1982-84 | 198 | 1 | 7,878 | 39.8 | 15 | 36 | 56 | 32.4 |
| 9. Rich Camarillo | 1994-95 | 173 | 1 | 7,280 | 42.1 | 17 | 61 | 60 | 35.7 |
| 10. Reggie Roby | 1996-97 | 140 | 1 | 6,022 | 43.0 | 8 | 50 | 68 | 36.7 |

SEASON PUNTING (AVERAGE)

| Player | Years | Punt | Blk | Yds | Avg | TB | In20 | Lg | NetAvg |
|----------------------|-------------|-----------|----------|--------------|-------------|-----------|-----------|-----------|-------------|
| 1. Brett Kern | 2017 | 75 | 0 | 3,728 | 49.7 | 74 | 5 | 28 | 44.6 |
| 2. Brett Kern | 2012 | 81 | 2 | 3,855 | 47.6 | 71 | 5 | 30 | 40.4 |
| 3. Brett Kern | 2015 | 88 | 0 | 4,175 | 47.4 | 61 | 1 | 34 | 40.3 |
| 4. Craig Hentrich | 1998 | 69 | 0 | 3,258 | 47.2 | 11 | 18 | 71 | 39.2 |
| 5. Greg Montgomery | 1992 | 53 | 2 | 2,487 | 46.9 | 9 | 14 | 66 | 37.3 |
| 6. Brett Kern | 2014 | 88 | 1 | 4,118 | 46.8 | 7 | 28 | 79 | 40.8 |
| 7. Greg Montgomery | 1993 | 54 | 0 | 2,462 | 45.6 | 5 | 13 | 77 | 39.1 |
| 8. Reggie Roby | 1996 | 67 | 1 | 2,973 | 44.4 | 7 | 25 | 68 | 38.0 |
| 9. Brett Kern | 2016 | 77 | 0 | 3,402 | 44.2 | 71 | 4 | 32 | 38.6 |
| 10. Craig Hentrich | 2003 | 71 | 0 | 3,117 | 43.9 | 8 | 26 | 58 | 37.8 |
| 11. Greg Montgomery | 1991 | 48 | 2 | 2,105 | 43.9 | 4 | 13 | 60 | 36.8 |
| 12. Jim Norton | 1965 | 85 | 1 | 3,711 | 43.7 | - | - | 65 | - |

CAREER INTERCEPTIONS

| Player | Years | No | Yds | Avg | Lg | TD |
|----------------------|---------|----|-----|------|-----|----|
| 1. Jim Norton | 1960-68 | 45 | 592 | 13.2 | 56 | 1 |
| 2. Cris Dishman | 1988-96 | 31 | 348 | 11.2 | 43 | 1 |
| 3. Fred Glick | 1961-66 | 30 | 390 | 13.0 | 45 | 1 |
| 4. Tony Banfield | 1960-65 | 27 | 224 | 8.3 | 58 | 0 |
| W.K. Hicks | 1964-69 | 27 | 457 | 16.9 | 62 | 0 |
| Darryll Lewis | 1991-98 | 27 | 540 | 20.0 | 98t | 5 |
| 7. Mike Reinfeldt | 1976-83 | 26 | 375 | 14.4 | 39 | 0 |
| 8. Michael Griffin | 2007-15 | 25 | 328 | 13.1 | 83t | 1 |
| Ken Houston | 1967-72 | 25 | 650 | 26.0 | 78 | 9 |
| 10. Zeke Moore | 1967-77 | 24 | 444 | 18.5 | 74 | 2 |
| 11. Willie Alexander | 1971-79 | 23 | 379 | 16.5 | 95t | 1 |
| Samari Rolle | 1998-04 | 23 | 349 | 15.2 | 81t | 1 |
| 13. Marcus Robertson | 1991-00 | 22 | 428 | 19.5 | 69 | 0 |
| 14. Gregg Bingham | 1973-84 | 21 | 279 | 13.3 | 54 | 0 |
| 15. Keith Bulluck | 2000-09 | 19 | 192 | 10.1 | 35 | 1 |
| Miller Farr | 1967-69 | 19 | 416 | 21.9 | 67 | 5 |
| 17. Steve Brown | 1983-90 | 18 | 264 | 14.7 | 44t | 1 |
| 18. Andre Dyson | 2001-04 | 16 | 260 | 16.3 | 51t | 3 |
| Bubba McDowell | 1989-94 | 16 | 190 | 11.9 | 26t | 1 |
| Chris Hope | 2006-11 | 16 | 266 | 16.6 | 61t | 1 |

SEASON INTERCEPTIONS

| Player | Year | No | Yds | Avg | Lg | TD |
|-----------------------|-------------|----------|------------|-------------|------------|----------|
| 1. Fred Glick | 1963 | 12 | 180 | 15.0 | 45 | 1 |
| Mike Reinfeldt | 1979 | 12 | 205 | 17.1 | 39 | 0 |
| 3. Miller Farr | 1967 | 10 | 264 | 26.4 | 67 | 3 |
| 4. W.K. Hicks | 1965 | 9 | 156 | 17.3 | 31 | 0 |
| Ken Houston | 1971 | 9 | 220 | 24.4 | 48t | 4 |
| Jim Norton | 1961 | 9 | 150 | 16.7 | 36 | 0 |
| 7. Kevin Byard | 2017 | 8 | 130 | 16.3 | 33 | 0 |
| Tony Banfield | 1961 | 8 | 136 | 17.0 | 58 | 0 |
| <i>Pete Jaquess</i> | <i>1964</i> | <i>8</i> | <i>141</i> | <i>17.6</i> | <i>98t</i> | <i>1</i> |
| Richard Johnson | 1990 | 8 | 100 | 12.5 | 35 | 1 |
| Jim Norton | 1962 | 8 | 75 | 9.4 | 36 | 0 |
| 12. Tony Banfield | 1963 | 7 | 21 | 3.0 | 14 | 0 |
| Michael Griffin | 2008 | 7 | 172 | 24.6 | 83t | 1 |
| Jim Norton | 1965 | 7 | 52 | 7.4 | 18 | 0 |
| Marcus Robertson | 1993 | 7 | 137 | 19.6 | 69 | 0 |
| Samari Rolle | 2000 | 7 | 140 | 20.0 | 81t | 1 |
| Jack Tatum | 1980 | 7 | 100 | 14.3 | 35 | 0 |

18. (15 tied with 6)

CAREER SACKS

| Player | Years | No |
|--------------------------|----------------|-------------|
| 1. Elvin Bethea | 1968-83 | 105.0 |
| 2. Ray Childress | 1985-95 | 75.5 |
| 3. Jesse Baker | 1979-87 | 66.0 |
| 4. William Fuller | 1986-93 | 59.0 |
| 5. Sean Jones | 1988-93 | 57.5 |
| 6. Jevon Kearse | 1999-03, 08-09 | 52.0 |
| 7. Robert Brazile | 1975-84 | 48.0 |
| 8. Ted Washington | 1973-82 | 45.0 |
| 9. Derrick Morgan | 2010-16 | 44.0 |
| 10. Kyle Vanden Bosch | 2005-09 | 38.5 |
| 11. Jurrell Casey | 2011-16 | 39.0 |
| 12. Curley Culp | 1974-80 | 31.0 |

SEASON SACKS

| Player | Year | No |
|-----------------------|-------------|-------------|
| 1. Elvin Bethea | 1973 | 17.0 |
| 2. <i>Jesse Baker</i> | <i>1979</i> | <i>15.5</i> |
| 3. William Fuller | 1991 | 15.0 |
| 4. Elvin Bethea | 1976 | 14.5 |
| <i>Jevon Kearse</i> | <i>1999</i> | <i>14.5</i> |
| 6. Elvin Bethea | 1971 | 13.0 |
| Ray Childress | 1992 | 13.0 |
| Sean Jones | 1993 | 13.0 |
| 9. Jason Babin | 2010 | 12.5 |
| Sean Jones | 1990 | 12.5 |
| Kyle Vanden Bosch | 2005 | 12.5 |

ALL-TIME TEAM LEADERS BY CATEGORY

CAREER TACKLES (SINCE 1974)

| Player | Years | No |
|--------------------|---------|-------|
| 1. Gregg Bingham | 1973-84 | 1,970 |
| 2. Robert Brazile | 1975-84 | 1,281 |
| 3. Keith Bulluck | 2000-09 | 1,265 |
| 4. Michael Griffin | 2007-15 | 912 |
| 5. Ted Washington | 1973-82 | 907 |
| 6. Al Smith | 1987-96 | 877 |
| 7. John Grimsley | 1984-90 | 836 |
| 8. Blaine Bishop | 1993-01 | 788 |
| 9. Ray Childress | 1985-95 | 784 |
| 10. Steve Kiner | 1974-78 | 738 |

SEASON TACKLES (SINCE 1974)

| Player | Year | No |
|-------------------|------|-----|
| 1. Gregg Bingham | 1978 | 223 |
| 2. Gregg Bingham | 1980 | 212 |
| 3. Gregg Bingham | 1974 | 206 |
| 4. Gregg Bingham | 1979 | 203 |
| 5. John Grimsley | 1986 | 199 |
| 6. Robert Abraham | 1984 | 198 |
| 7. Gregg Bingham | 1976 | 191 |
| 8. Gregg Bingham | 1977 | 190 |
| 9. Gregg Bingham | 1975 | 185 |
| Robert Brazile | 1978 | 185 |

YEAR-BY-YEAR LEADERS

RUSHING

| Year | Player | Att | Yds | Avg | Lg | TD |
|------|------------------|-----|-------|-----|-----|----|
| 1960 | Billy Cannon | 152 | 644 | 4.2 | 39 | 1 |
| 1961 | Billy Cannon | 200 | 948 | 4.7 | 61t | 6 |
| 1962 | Charles Tolar | 244 | 1,012 | 4.1 | 25 | 7 |
| 1963 | Charles Tolar | 194 | 659 | 3.4 | 33 | 3 |
| 1964 | Sid Blanks | 145 | 756 | 5.2 | 91t | 6 |
| 1965 | Ode Burrell | 130 | 528 | 4.1 | 63 | 3 |
| 1966 | Ode Burrell | 122 | 406 | 3.3 | 45 | 0 |
| 1967 | Hoyle Granger | 236 | 1,194 | 5.1 | 67t | 6 |
| 1968 | Hoyle Granger | 202 | 848 | 4.2 | 47 | 7 |
| 1969 | Hoyle Granger | 186 | 740 | 4.0 | 23 | 3 |
| 1970 | Joe Dawkins | 124 | 517 | 4.2 | 49t | 2 |
| 1971 | Robert Holmes | 112 | 323 | 2.9 | 31 | 4 |
| 1972 | Fred Willis | 134 | 461 | 3.4 | 43 | 0 |
| 1973 | Fred Willis | 171 | 579 | 3.4 | 25 | 4 |
| 1974 | Willie Rodgers | 122 | 413 | 3.4 | 20 | 5 |
| 1975 | Ronnie Coleman | 175 | 790 | 4.5 | 46t | 5 |
| 1976 | Ronnie Coleman | 171 | 684 | 4.0 | 39 | 2 |
| 1977 | Ronnie Coleman | 185 | 660 | 3.6 | 22 | 5 |
| 1978 | Earl Campbell | 302 | 1,450 | 4.8 | 81t | 13 |
| 1979 | Earl Campbell | 368 | 1,697 | 4.6 | 61t | 19 |
| 1980 | Earl Campbell | 373 | 1,934 | 5.2 | 55t | 13 |
| 1981 | Earl Campbell | 361 | 1,376 | 3.9 | 43 | 10 |
| 1982 | Earl Campbell | 157 | 538 | 3.4 | 22 | 2 |
| 1983 | Earl Campbell | 322 | 1,301 | 4.0 | 42 | 12 |
| 1984 | Larry Moriarty | 189 | 785 | 4.2 | 51 | 6 |
| 1985 | Mike Rozier | 133 | 462 | 3.5 | 30 | 8 |
| 1986 | Mike Rozier | 199 | 662 | 3.3 | 19t | 4 |
| 1987 | Mike Rozier | 229 | 957 | 4.2 | 41 | 3 |
| 1988 | Mike Rozier | 251 | 1,002 | 4.0 | 28 | 10 |
| 1989 | Alonzo Highsmith | 128 | 531 | 4.1 | 25 | 4 |
| 1990 | Lorenzo White | 168 | 702 | 4.2 | 22 | 8 |
| 1991 | Allen Pinkett | 171 | 720 | 4.2 | 32 | 9 |
| 1992 | Lorenzo White | 265 | 1,226 | 4.6 | 44 | 7 |
| 1993 | Gary Brown | 195 | 1,002 | 5.1 | 26 | 6 |
| 1994 | Lorenzo White | 191 | 757 | 4.0 | 33 | 3 |
| 1995 | Rodney Thomas | 251 | 947 | 3.8 | 74t | 5 |
| 1996 | Eddie George | 335 | 1,368 | 4.1 | 76 | 8 |
| 1997 | Eddie George | 357 | 1,399 | 3.9 | 30 | 6 |
| 1998 | Eddie George | 348 | 1,294 | 3.7 | 37t | 5 |
| 1999 | Eddie George | 320 | 1,304 | 4.1 | 40 | 9 |
| 2000 | Eddie George | 403 | 1,509 | 3.7 | 35t | 14 |
| 2001 | Eddie George | 315 | 939 | 3.0 | 27 | 5 |
| 2002 | Eddie George | 343 | 1,165 | 3.4 | 35 | 12 |
| 2003 | Eddie George | 312 | 1,031 | 3.3 | 27 | 5 |
| 2004 | Chris Brown | 220 | 1,067 | 4.9 | 52 | 6 |
| 2005 | Chris Brown | 224 | 851 | 3.8 | 38t | 5 |
| 2006 | Travis Henry | 270 | 1,211 | 4.5 | 70t | 7 |
| 2007 | LenDale White | 303 | 1,110 | 3.7 | 28 | 7 |
| 2008 | Chris Johnson | 251 | 1,228 | 4.9 | 66t | 9 |
| 2009 | Chris Johnson | 358 | 2,006 | 5.6 | 91t | 14 |
| 2010 | Chris Johnson | 316 | 1,364 | 4.3 | 76t | 11 |
| 2011 | Chris Johnson | 262 | 1,047 | 4.0 | 48t | 4 |
| 2012 | Chris Johnson | 276 | 1,243 | 4.5 | 94t | 6 |
| 2013 | Chris Johnson | 279 | 1,077 | 3.9 | 30t | 6 |
| 2014 | Bishop Sankey | 152 | 569 | 3.7 | 22 | 2 |
| 2015 | Antonio Andrews | 143 | 520 | 3.6 | 38 | 3 |
| 2016 | DeMarco Murray | 293 | 1,287 | 4.4 | 75t | 9 |
| 2017 | Derrick Henry | 176 | 744 | 4.2 | 75t | 5 |

PASSING

| Year | Player | Att | Cmp | Yds | Pct | TD | Int | Avg |
|------|--------------------|-----|-----|-------|------|----|-----|-----|
| 1960 | George Blanda | 363 | 169 | 2,413 | 46.6 | 24 | 22 | 6.7 |
| 1961 | George Blanda | 362 | 187 | 3,330 | 51.7 | 36 | 22 | 9.2 |
| 1962 | George Blanda | 418 | 197 | 2,810 | 47.1 | 27 | 42 | 6.7 |
| 1963 | George Blanda | 423 | 224 | 3,003 | 52.9 | 24 | 25 | 7.0 |
| 1964 | George Blanda | 505 | 262 | 3,282 | 51.9 | 17 | 27 | 6.4 |
| 1965 | George Blanda | 442 | 186 | 2,542 | 42.1 | 20 | 30 | 5.8 |
| 1966 | George Blanda | 271 | 122 | 1,764 | 45.0 | 17 | 21 | 6.4 |
| 1967 | Pete Beathard | 231 | 94 | 1,114 | 40.7 | 9 | 14 | 4.8 |
| 1968 | Pete Beathard | 223 | 105 | 1,559 | 47.1 | 7 | 16 | 6.9 |
| 1969 | Pete Beathard | 370 | 180 | 2,455 | 48.6 | 10 | 21 | 6.4 |
| 1970 | Charley Johnson | 281 | 144 | 1,652 | 51.2 | 7 | 12 | 5.9 |
| 1971 | Dan Pastorini | 270 | 127 | 1,702 | 47.0 | 7 | 21 | 6.3 |
| 1972 | Dan Pastorini | 299 | 144 | 1,711 | 48.2 | 7 | 11 | 5.7 |
| 1973 | Dan Pastorini | 290 | 154 | 1,482 | 53.1 | 5 | 17 | 5.1 |
| 1974 | Dan Pastorini | 247 | 140 | 1,571 | 56.7 | 10 | 10 | 6.4 |
| 1975 | Dan Pastorini | 342 | 163 | 2,053 | 47.7 | 14 | 16 | 6.0 |
| 1976 | Dan Pastorini | 309 | 167 | 1,785 | 53.5 | 10 | 10 | 5.7 |
| 1977 | Dan Pastorini | 319 | 169 | 1,987 | 53.0 | 13 | 18 | 6.2 |
| 1978 | Dan Pastorini | 368 | 199 | 2,473 | 54.1 | 16 | 17 | 6.7 |
| 1979 | Dan Pastorini | 324 | 163 | 2,090 | 50.3 | 14 | 18 | 6.5 |
| 1980 | Ken Stabler | 454 | 293 | 3,202 | 64.5 | 13 | 28 | 7.0 |
| 1981 | Ken Stabler | 285 | 165 | 1,988 | 57.9 | 14 | 18 | 6.9 |
| 1982 | Archie Manning | 125 | 66 | 877 | 52.8 | 6 | 6 | 7.0 |
| 1983 | Oliver Luck | 217 | 124 | 1,375 | 57.1 | 8 | 13 | 6.3 |
| 1984 | Warren Moon | 450 | 259 | 3,338 | 57.6 | 12 | 14 | 7.4 |
| 1985 | Warren Moon | 377 | 200 | 2,709 | 53.1 | 15 | 19 | 7.2 |
| 1986 | Warren Moon | 488 | 256 | 3,489 | 52.5 | 13 | 26 | 7.2 |
| 1987 | Warren Moon | 368 | 184 | 2,806 | 50.0 | 21 | 18 | 7.6 |
| 1988 | Warren Moon | 294 | 160 | 2,327 | 54.4 | 17 | 8 | 7.9 |
| 1989 | Warren Moon | 464 | 280 | 3,631 | 60.3 | 23 | 14 | 7.8 |
| 1990 | Warren Moon | 584 | 362 | 4,689 | 62.0 | 33 | 13 | 8.0 |
| 1991 | Warren Moon | 655 | 404 | 4,690 | 61.7 | 23 | 21 | 7.2 |
| 1992 | Warren Moon | 346 | 224 | 2,521 | 64.7 | 18 | 12 | 7.3 |
| 1993 | Warren Moon | 520 | 303 | 3,485 | 58.3 | 21 | 21 | 6.7 |
| 1994 | Billy Joe Tolliver | 240 | 121 | 1,287 | 50.4 | 6 | 7 | 5.4 |
| 1995 | Chris Chandler | 356 | 225 | 2,460 | 63.2 | 17 | 10 | 6.9 |
| 1996 | Chris Chandler | 320 | 184 | 2,099 | 57.5 | 16 | 11 | 6.6 |
| 1997 | Steve McNair | 415 | 216 | 2,665 | 52.0 | 14 | 13 | 6.4 |
| 1998 | Steve McNair | 492 | 289 | 3,228 | 58.7 | 15 | 10 | 6.5 |
| 1999 | Steve McNair | 331 | 187 | 2,179 | 56.5 | 12 | 8 | 6.6 |
| 2000 | Steve McNair | 396 | 248 | 2,847 | 62.6 | 15 | 13 | 7.2 |
| 2001 | Steve McNair | 431 | 264 | 3,350 | 61.3 | 21 | 12 | 7.8 |
| 2002 | Steve McNair | 492 | 301 | 3,387 | 61.2 | 22 | 15 | 6.9 |
| 2003 | Steve McNair | 400 | 250 | 3,215 | 62.5 | 24 | 7 | 8.0 |
| 2004 | Billy Volek | 357 | 218 | 2,486 | 61.1 | 18 | 10 | 7.0 |
| 2005 | Steve McNair | 476 | 292 | 3,161 | 61.3 | 16 | 11 | 6.6 |
| 2006 | Vince Young | 357 | 184 | 2,199 | 51.5 | 12 | 13 | 6.2 |
| 2007 | Vince Young | 382 | 238 | 2,546 | 62.3 | 9 | 17 | 6.7 |
| 2008 | Kerry Collins | 415 | 242 | 2,676 | 58.3 | 12 | 7 | 6.5 |
| 2009 | Vince Young | 259 | 152 | 1,879 | 58.7 | 10 | 7 | 7.3 |
| 2010 | Kerry Collins | 278 | 160 | 1,823 | 57.6 | 14 | 8 | 6.6 |
| 2011 | Matt Hasselbeck | 518 | 319 | 3,571 | 61.6 | 18 | 14 | 6.9 |
| 2012 | Jake Locker | 314 | 177 | 2,176 | 56.4 | 10 | 11 | 6.9 |
| 2013 | Ryan Fitzpatrick | 350 | 217 | 2,454 | 62.0 | 14 | 12 | 7.0 |
| 2014 | Zach Mettenberger | 179 | 107 | 1,412 | 59.8 | 8 | 7 | 7.9 |
| 2015 | Marcus Mariota | 370 | 230 | 2,818 | 62.2 | 19 | 10 | 7.6 |
| 2016 | Marcus Mariota | 451 | 276 | 3,426 | 61.2 | 26 | 9 | 7.6 |
| 2017 | Marcus Mariota | 453 | 281 | 3,232 | 62.0 | 13 | 15 | 7.1 |

YEAR-BY-YEAR LEADERS

RECEIVING

| Year | Player | No | Yds | Avg | Lg | TD |
|------|---------------------|-----|-------|------|-----|----|
| 1960 | Bill Groman | 72 | 1,473 | 20.5 | 80t | 12 |
| 1961 | Charlie Hennigan | 82 | 1,746 | 21.3 | 80t | 12 |
| 1962 | Charlie Hennigan | 54 | 867 | 16.1 | 75t | 8 |
| 1963 | Charlie Hennigan | 61 | 1,051 | 17.2 | 83t | 10 |
| 1964 | Charlie Hennigan | 101 | 1,546 | 15.3 | 53t | 8 |
| 1965 | Ode Burrell (RB) | 55 | 650 | 11.8 | 52t | 4 |
| 1966 | Charles Frazier | 57 | 1,129 | 19.8 | 79t | 12 |
| 1967 | Hoyle Granger (RB) | 31 | 300 | 9.6 | 43 | 3 |
| 1968 | Alvin Reed (TE) | 46 | 747 | 16.2 | 60 | 5 |
| 1969 | Alvin Reed (TE) | 51 | 664 | 13.0 | 43 | 2 |
| 1970 | Alvin Reed (TE) | 47 | 604 | 12.9 | 34 | 2 |
| 1971 | Jim Beirne | 38 | 550 | 14.5 | 40 | 1 |
| 1972 | Fred Willis (RB) | 45 | 297 | 6.6 | 27 | 2 |
| 1973 | Fred Willis (RB) | 57 | 371 | 6.5 | 50 | 1 |
| 1974 | Ken Burrough | 36 | 492 | 13.7 | 51 | 2 |
| 1975 | Ken Burrough | 53 | 1,063 | 20.1 | 77t | 8 |
| 1976 | Ken Burrough | 51 | 932 | 18.2 | 69 | 7 |
| 1977 | Ken Burrough | 43 | 816 | 19.0 | 85t | 8 |
| 1978 | Ken Burrough | 47 | 624 | 13.3 | 44 | 2 |
| 1979 | Ken Burrough | 40 | 752 | 18.8 | 55t | 6 |
| 1980 | Mike Barber (TE) | 59 | 712 | 12.1 | 79t | 5 |
| 1981 | Ken Burrough | 40 | 668 | 16.7 | 71t | 7 |
| 1982 | Dave Casper (TE) | 36 | 573 | 15.9 | 38 | 6 |
| 1983 | Tim Smith | 83 | 1,176 | 14.2 | 47t | 6 |
| 1984 | Tim Smith | 69 | 1,141 | 16.5 | 75t | 4 |
| 1985 | Butch Woolfolk (RB) | 80 | 814 | 10.2 | 80t | 4 |
| 1986 | Drew Hill | 65 | 1,112 | 17.1 | 81t | 5 |
| 1987 | Ernest Givins | 53 | 933 | 17.6 | 83t | 6 |
| 1988 | Drew Hill | 72 | 1,141 | 15.8 | 57t | 10 |
| 1989 | Drew Hill | 66 | 938 | 14.2 | 50 | 8 |
| 1990 | Haywood Jeffires | 74 | 1,048 | 14.2 | 87t | 8 |
| | Drew Hill | 74 | 1,019 | 13.8 | 57 | 5 |
| 1991 | Haywood Jeffires | 100 | 1,181 | 11.8 | 44 | 7 |
| 1992 | Haywood Jeffires | 90 | 913 | 10.1 | 47 | 9 |
| 1993 | Webster Slaughter | 77 | 904 | 11.7 | 41 | 5 |
| 1994 | Webster Slaughter | 68 | 846 | 12.4 | 57 | 2 |
| | Haywood Jeffires | 68 | 783 | 11.5 | 50 | 6 |
| 1995 | Haywood Jeffires | 61 | 684 | 11.2 | 35t | 8 |
| 1996 | Frank Wycheck (TE) | 53 | 511 | 9.6 | 29 | 6 |
| 1997 | Frank Wycheck (TE) | 63 | 748 | 11.9 | 42 | 4 |
| 1998 | Frank Wycheck (TE) | 70 | 768 | 11.0 | 38 | 2 |
| 1999 | Frank Wycheck (TE) | 69 | 641 | 9.3 | 35 | 2 |
| 2000 | Frank Wycheck (TE) | 70 | 636 | 9.1 | 26 | 4 |
| 2001 | Derrick Mason | 73 | 1,128 | 15.5 | 71t | 9 |
| 2002 | Derrick Mason | 79 | 1,012 | 12.8 | 40 | 5 |
| 2003 | Derrick Mason | 95 | 1,303 | 13.7 | 50t | 8 |
| 2004 | Derrick Mason | 96 | 1,168 | 12.2 | 37t | 7 |
| 2005 | Drew Bennett | 58 | 738 | 12.7 | 55t | 4 |
| 2006 | Drew Bennett | 46 | 737 | 16.0 | 39 | 3 |
| 2007 | Justin Gage | 55 | 750 | 13.6 | 73 | 2 |
| | Roydell Williams | 55 | 719 | 13.1 | 48 | 4 |
| 2008 | Bo Scaife (TE) | 58 | 561 | 9.7 | 44 | 2 |
| 2009 | Chris Johnson (RB) | 50 | 503 | 10.1 | 69t | 2 |
| 2010 | Chris Johnson (RB) | 44 | 245 | 5.6 | 25 | 1 |
| 2011 | Nate Washington | 74 | 1,023 | 13.8 | 57 | 7 |
| 2012 | Kendall Wright | 64 | 626 | 9.8 | 38 | 4 |
| 2013 | Kendall Wright | 94 | 1,079 | 11.5 | 45 | 2 |
| 2014 | Delanie Walker | 63 | 890 | 14.1 | 68 | 4 |
| 2015 | Delanie Walker | 94 | 1,088 | 11.6 | 61t | 6 |
| 2016 | Rishard Matthews | 65 | 945 | 14.5 | 60 | 9 |
| | Delanie Walker | 65 | 800 | 12.3 | 47 | 7 |
| 2017 | Delanie Walker | 74 | 807 | 10.9 | 42 | 3 |

SCORING

| Year | Player | TD | PAT | FG | Tot |
|------|--------------------|----|-----|----|-----|
| 1960 | George Blanda | 4 | 46 | 15 | 115 |
| 1961 | George Blanda | 0 | 64 | 16 | 112 |
| 1962 | George Blanda | 0 | 48 | 11 | 81 |
| 1963 | George Blanda | 0 | 37 | 9 | 64 |
| 1964 | George Blanda | 0 | 38 | 13 | 76 |
| 1965 | George Blanda | 0 | 28 | 11 | 61 |
| 1966 | George Blanda | 0 | 39 | 16 | 87 |
| 1967 | John Wittenborn | 0 | 30 | 14 | 72 |
| 1968 | Wayne Walker | 0 | 26 | 8 | 50 |
| 1969 | Roy Gerela | 0 | 29 | 19 | 86 |
| 1970 | Roy Gerela | 0 | 23 | 18 | 77 |
| 1971 | Mark Moseley | 0 | 25 | 16 | 73 |
| 1972 | Skip Butler | 0 | 12 | 16 | 51 |
| 1973 | Skip Butler | 0 | 15 | 21 | 66 |
| 1974 | Skip Butler | 0 | 29 | 9 | 56 |
| 1975 | Skip Butler | 0 | 31 | 18 | 85 |
| 1976 | Skip Butler | 0 | 24 | 16 | 72 |
| 1977 | Toni Fritsch | 0 | 19 | 12 | 55 |
| 1978 | Earl Campbell (RB) | 13 | 0 | 0 | 78 |
| 1979 | Earl Campbell (RB) | 19 | 0 | 0 | 114 |
| 1980 | Toni Fritsch | 0 | 26 | 19 | 83 |
| 1981 | Toni Fritsch | 0 | 32 | 15 | 77 |
| 1982 | Dave Casper (TE) | 6 | 0 | 0 | 36 |
| 1983 | Florian Kempf | 0 | 33 | 17 | 84 |
| 1984 | Joe Cooper | 0 | 13 | 11 | 46 |
| 1985 | Tony Zendejas | 0 | 29 | 21 | 92 |
| 1986 | Tony Zendejas | 0 | 28 | 22 | 94 |
| 1987 | Tony Zendejas | 0 | 32 | 20 | 92 |
| 1988 | Tony Zendejas | 0 | 48 | 22 | 114 |
| 1989 | Tony Zendejas | 0 | 40 | 25 | 115 |
| 1990 | Lorenzo White (RB) | 12 | 0 | 0 | 72 |
| 1991 | Ian Howfield | 0 | 25 | 13 | 64 |
| 1992 | Al Del Greco | 0 | 41 | 21 | 104 |
| 1993 | Al Del Greco | 0 | 39 | 29 | 126 |
| 1994 | Al Del Greco | 0 | 18 | 16 | 66 |
| 1995 | Al Del Greco | 0 | 33 | 27 | 114 |
| 1996 | Al Del Greco | 0 | 35 | 32 | 131 |
| 1997 | Al Del Greco | 0 | 32 | 27 | 113 |
| 1998 | Al Del Greco | 0 | 28 | 36 | 136 |
| 1999 | Al Del Greco | 0 | 43 | 21 | 106 |
| 2000 | Al Del Greco | 0 | 37 | 27 | 118 |
| 2001 | Joe Nedney | 0 | 34 | 20 | 94 |
| 2002 | Joe Nedney | 0 | 36 | 25 | 111 |
| 2003 | Gary Anderson | 0 | 42 | 27 | 123 |
| 2004 | Gary Anderson | 0 | 37 | 17 | 88 |
| 2005 | Rob Bironas | 0 | 30 | 23 | 99 |
| 2006 | Rob Bironas | 0 | 32 | 22 | 98 |
| 2007 | Rob Bironas | 0 | 28 | 35 | 133 |
| 2008 | Rob Bironas | 0 | 40 | 29 | 127 |
| 2009 | Rob Bironas | 0 | 37 | 27 | 118 |
| 2010 | Rob Bironas | 0 | 38 | 24 | 110 |
| 2011 | Rob Bironas | 0 | 34 | 29 | 121 |
| 2012 | Rob Bironas | 0 | 35 | 25 | 110 |
| 2013 | Rob Bironas | 0 | 41 | 25 | 116 |
| 2014 | Ryan Succop | 0 | 27 | 19 | 84 |
| 2015 | Ryan Succop | 0 | 29 | 14 | 71 |
| 2016 | Ryan Succop | 0 | 39 | 22 | 105 |
| 2017 | Ryan Succop | 0 | 31 | 35 | 136 |

YEAR-BY-YEAR LEADERS

KICKOFF RETURNS

| Year | Player | No | Yds | Avg | Lg | TD |
|------|------------------|----|-------|------|------|----|
| 1960 | Ken Hall | 19 | 594 | 31.3 | 104t | 1 |
| 1961 | Billy Cannon | 18 | 439 | 24.4 | 47 | 0 |
| 1962 | Bobby Jancik | 24 | 726 | 30.3 | 61 | 0 |
| 1963 | Bobby Jancik | 45 | 1,315 | 29.3 | 53 | 0 |
| 1964 | Ode Burrell | 17 | 449 | 26.4 | 93t | 1 |
| 1965 | Bobby Jancik | 18 | 430 | 23.9 | 43 | 0 |
| 1966 | Bobby Jancik | 34 | 875 | 25.7 | 53 | 0 |
| 1967 | Zeke Moore | 14 | 405 | 28.9 | 92 | 1 |
| 1968 | Zeke Moore | 32 | 787 | 24.6 | 45 | 0 |
| 1969 | Jerry LeVias | 38 | 940 | 24.7 | 87 | 0 |
| 1970 | Jerry LeVias | 26 | 598 | 23.0 | 37 | 0 |
| 1971 | Linzy Cole | 32 | 834 | 26.1 | 45 | 0 |
| 1972 | Willie Rodgers | 17 | 335 | 19.7 | 31 | 0 |
| 1973 | Bob Gresham | 27 | 723 | 26.8 | 103t | 1 |
| 1974 | Billy Johnson | 29 | 785 | 27.1 | 67 | 0 |
| 1975 | Billy Johnson | 33 | 798 | 24.2 | 81t | 1 |
| 1976 | Billy Johnson | 26 | 579 | 22.2 | 53 | 0 |
| 1977 | Billy Johnson | 25 | 630 | 25.2 | 76t | 1 |
| 1978 | Johnnie Dirden | 32 | 780 | 24.4 | 60 | 0 |
| 1979 | Richard Ellender | 24 | 514 | 21.4 | 35 | 0 |
| 1980 | Carl Roaches | 37 | 746 | 20.2 | 46 | 0 |
| 1981 | Carl Roaches | 28 | 769 | 27.5 | 96t | 1 |
| 1982 | Carl Roaches | 21 | 441 | 21.0 | 45 | 0 |
| 1983 | Steve Brown | 31 | 795 | 25.6 | 93t | 1 |
| 1984 | Carl Roaches | 30 | 679 | 22.6 | 49 | 0 |
| 1985 | Willie Drewrey | 26 | 642 | 24.7 | 52 | 0 |
| 1986 | Willie Drewrey | 25 | 500 | 20.0 | 32 | 0 |
| | Allen Pinkett | 26 | 519 | 20.0 | 48 | 0 |
| 1987 | Curtis Duncan | 28 | 546 | 19.5 | 62 | 0 |
| 1988 | Leonard Harris | 34 | 678 | 19.9 | 56 | 0 |
| 1989 | Kenny Johnson | 21 | 372 | 17.7 | 39 | 0 |
| 1990 | Gerald McNeil | 27 | 551 | 20.4 | 64 | 0 |
| 1991 | Allen Pinkett | 26 | 508 | 19.5 | 41 | 0 |
| 1992 | Pat Coleman | 14 | 290 | 20.7 | 28 | 0 |
| 1993 | Willie Drewrey | 15 | 293 | 19.5 | 34 | 0 |
| 1994 | Todd McNair | 23 | 481 | 20.9 | 44 | 0 |
| 1995 | Mel Gray | 53 | 1,183 | 22.3 | 54 | 0 |
| 1996 | Mel Gray | 50 | 1,224 | 24.5 | 88 | 0 |
| 1997 | Derrick Mason | 26 | 551 | 21.7 | 54 | 0 |
| 1998 | Mike Archie | 42 | 913 | 21.7 | 50 | 0 |
| 1999 | Derrick Mason | 41 | 805 | 19.6 | 41 | 0 |
| 2000 | Derrick Mason | 42 | 1,132 | 27.0 | 66 | 0 |
| 2001 | Derrick Mason | 34 | 748 | 22.0 | 101t | 1 |
| 2002 | John Simon | 20 | 371 | 18.6 | 29 | 0 |
| 2003 | Jake Schifino | 35 | 703 | 20.1 | 39 | 0 |
| 2004 | Jason McAddley | 38 | 849 | 22.3 | 45 | 0 |
| 2005 | Pacman Jones | 43 | 1,127 | 26.2 | 85 | 0 |
| 2006 | Bobby Wade | 50 | 1,194 | 23.9 | 48 | 0 |
| 2007 | Michael Griffin | 18 | 422 | 23.4 | 48 | 0 |
| 2008 | Chris Carr | 35 | 984 | 28.1 | 52 | 0 |
| 2009 | Kenny Britt | 24 | 523 | 21.8 | 56 | 0 |
| 2010 | Marc Mariani | 60 | 1,530 | 25.5 | 98t | 1 |
| 2011 | Marc Mariani | 32 | 748 | 23.4 | 49 | 0 |
| 2012 | Darius Reynaud | 53 | 1,240 | 23.4 | 105t | 1 |
| 2013 | Leon Washington | 16 | 481 | 30.1 | 95 | 0 |
| 2014 | Leon Washington | 31 | 738 | 23.8 | 52 | 0 |
| 2015 | Dexter McCluster | 13 | 285 | 21.9 | 32 | 0 |
| 2016 | Marc Mariani | 26 | 560 | 21.5 | 37 | 0 |
| 2017 | Adoree' Jackson | 25 | 578 | 23.1 | 57 | 0 |

PUNT RETURNS

| Year | Player | No | Yds | Avg | Lg | TD |
|------|-------------------|----|-----|------|-----|----|
| 1960 | Billy Cannon | 4 | 96 | 24.0 | 51 | 0 |
| 1961 | Billy Cannon | 9 | 70 | 7.8 | 20 | 0 |
| 1962 | Bobby Jancik | 14 | 164 | 11.7 | 21 | 0 |
| 1963 | Bobby Jancik | 13 | 145 | 11.2 | 56 | 0 |
| 1964 | Bobby Jancik | 14 | 220 | 15.7 | 82t | 1 |
| 1965 | Bobby Jancik | 12 | 85 | 7.1 | 25 | 0 |
| 1966 | Ode Burrell | 8 | 76 | 9.5 | 29 | 0 |
| 1967 | Larry Carwell | 9 | 154 | 17.1 | 54 | 0 |
| 1968 | Sid Blanks | 22 | 179 | 8.1 | 39 | 0 |
| 1969 | Jerry LeVias | 35 | 292 | 8.3 | 46 | 0 |
| 1970 | Jerry LeVias | 25 | 213 | 8.5 | 33 | 0 |
| 1971 | Linzy Cole | 14 | 107 | 7.6 | 31 | 0 |
| 1972 | Ken Houston | 25 | 148 | 5.9 | 33 | 0 |
| 1973 | Jeff Severson | 16 | 126 | 7.9 | 74 | 0 |
| 1974 | Billy Johnson | 30 | 409 | 13.6 | 49 | 0 |
| 1975 | Billy Johnson | 40 | 612 | 15.3 | 83t | 3 |
| 1976 | Billy Johnson | 39 | 397 | 10.2 | 46 | 0 |
| 1977 | Billy Johnson | 35 | 539 | 15.4 | 87t | 2 |
| 1978 | Ronnie Coleman | 16 | 142 | 8.9 | 32 | 0 |
| 1979 | Richard Ellender | 31 | 203 | 6.5 | 36 | 0 |
| 1980 | Carl Roaches | 47 | 384 | 8.2 | 68 | 0 |
| 1981 | Carl Roaches | 39 | 296 | 7.6 | 40 | 0 |
| 1982 | Carl Roaches | 19 | 104 | 5.5 | 25 | 0 |
| 1983 | Carl Roaches | 20 | 159 | 8.0 | 23 | 0 |
| 1984 | Carl Roaches | 26 | 152 | 5.8 | 18 | 0 |
| 1985 | Willie Drewrey | 24 | 215 | 9.0 | 23 | 0 |
| 1986 | Willie Drewrey | 25 | 262 | 7.7 | 25 | 0 |
| 1987 | Kenny Johnson | 24 | 196 | 8.2 | 26 | 0 |
| 1988 | Kenny Johnson | 30 | 170 | 5.7 | 16 | 0 |
| 1989 | Kenny Johnson | 19 | 122 | 6.4 | 19 | 0 |
| 1990 | Gerald McNeil | 30 | 172 | 5.7 | 26 | 0 |
| 1991 | Pat Coleman | 22 | 138 | 6.3 | 24 | 0 |
| 1992 | Webster Slaughter | 20 | 142 | 7.1 | 20 | 0 |
| 1993 | Willie Drewrey | 41 | 275 | 6.7 | 18 | 0 |
| 1994 | Ernest Givins | 37 | 210 | 5.7 | 78t | 1 |
| 1995 | Mel Gray | 30 | 303 | 10.1 | 20 | 0 |
| 1996 | Mel Gray | 22 | 205 | 9.3 | 40 | 0 |
| 1997 | Mel Gray | 17 | 144 | 8.5 | 30 | 0 |
| 1998 | Derrick Mason | 31 | 228 | 7.4 | 25 | 0 |
| 1999 | Derrick Mason | 26 | 225 | 8.7 | 65t | 1 |
| 2000 | Derrick Mason | 51 | 662 | 13.0 | 69t | 1 |
| 2001 | Derrick Mason | 20 | 128 | 6.4 | 20 | 0 |
| 2002 | John Simon | 13 | 113 | 8.7 | 30 | 0 |
| 2003 | Justin McCareins | 29 | 330 | 11.4 | 58t | 1 |
| 2004 | Derrick Mason | 24 | 93 | 3.9 | 13 | 0 |
| 2005 | Pacman Jones | 29 | 272 | 9.4 | 52t | 1 |
| 2006 | Pacman Jones | 34 | 440 | 12.9 | 90t | 3 |
| 2007 | Chris Davis | 31 | 293 | 9.5 | 39 | 0 |
| 2008 | Chris Carr | 32 | 323 | 10.1 | 44 | 0 |
| 2009 | Alvin Pearman | 11 | 112 | 10.2 | 18 | 0 |
| 2010 | Marc Mariani | 27 | 329 | 12.2 | 87t | 1 |
| 2011 | Marc Mariani | 46 | 490 | 10.7 | 79t | 1 |
| 2012 | Darius Reynaud | 31 | 410 | 13.2 | 81t | 2 |
| 2013 | Darius Reynaud | 18 | 135 | 7.5 | 35 | 0 |
| 2014 | Dexter McCluster | 22 | 155 | 7.0 | 48 | 0 |
| 2015 | Dexter McCluster | 24 | 217 | 9.0 | 37 | 0 |
| 2016 | Marc Mariani | 29 | 235 | 8.1 | 18 | 0 |
| 2017 | Adoree' Jackson | 34 | 290 | 8.5 | 46 | 0 |

YEAR-BY-YEAR LEADERS

INTERCEPTIONS

| Year | Player | No | Yds | Avg | Lg | TD |
|------|------------------------|----|-----|------|-----|----|
| 1960 | Mark Johnston (CB) | 4 | 42 | 10.5 | 33 | 0 |
| | Dennit Morris (LB) | 4 | 32 | 8.0 | 26 | 0 |
| | Julian Spence (S) | 4 | 5 | 1.3 | 5 | 0 |
| 1961 | Jim Norton (S) | 9 | 150 | 16.7 | 36 | 0 |
| 1962 | Jim Norton (S) | 8 | 75 | 9.4 | 36 | 0 |
| 1963 | Fred Glick (S) | 12 | 180 | 15.0 | 40 | 1 |
| 1964 | Pete Jaquess (CB) | 8 | 141 | 17.6 | 98t | 1 |
| 1965 | W.K. Hicks (CB) | 9 | 156 | 17.3 | 31 | 0 |
| 1966 | Jim Norton (S) | 4 | 125 | 31.3 | 56 | 0 |
| | Fred Glick (S) | 4 | 47 | 11.8 | 41 | 0 |
| 1967 | Miller Farr (CB) | 10 | 264 | 26.4 | 67 | 3 |
| 1968 | Ken Houston (S) | 5 | 160 | 32.0 | 66t | 2 |
| 1969 | Miller Farr (CB) | 6 | 48 | 8.0 | 35 | 0 |
| 1970 | Zeke Moore (CB) | 6 | 85 | 14.2 | 32 | 0 |
| 1971 | Ken Houston (S) | 9 | 220 | 24.4 | 48t | 4 |
| 1972 | Bob Atkins (S) | 2 | 37 | 18.5 | 34 | 0 |
| | John Charles (S) | 2 | 6 | 3.0 | 6 | 0 |
| 1973 | Guy Roberts (LB) | 4 | 55 | 13.8 | 27 | 0 |
| | Jeff Severson (S) | 4 | 24 | 6.0 | 19 | 0 |
| 1974 | Bob Atkins (S) | 6 | 85 | 14.2 | 36 | 0 |
| 1975 | Zeke Moore (CB) | 5 | 137 | 27.4 | 74 | 0 |
| 1976 | C.L. Whittington (S) | 5 | 103 | 20.6 | 50 | 0 |
| 1977 | Mike Reinfeldt (S) | 5 | 78 | 15.6 | 30 | 0 |
| 1978 | Willie Alexander (CB) | 5 | 51 | 10.2 | 29 | 0 |
| 1979 | Mike Reinfeldt (S) | 12 | 205 | 17.1 | 39 | 0 |
| 1980 | Jack Tatum (S) | 7 | 100 | 14.3 | 35 | 0 |
| 1981 | Greg Stemrick (CB) | 3 | 94 | 31.3 | 38 | 0 |
| | Carter Hartwig (DB) | 3 | 78 | 26.0 | 36 | 0 |
| 1982 | Robert Brazile (LB) | 1 | 31 | 31.0 | 31 | 0 |
| | Gregg Bingham (LB) | 1 | 8 | 8.0 | 8 | 0 |
| | Vernon Perry (S) | 1 | 8 | 8.0 | 8 | 0 |
| 1983 | Willie Tullis (DB) | 5 | 65 | 13.0 | 44 | 0 |
| 1984 | Willie Tullis (DB) | 4 | 48 | 12.0 | 22 | 0 |
| 1985 | Steve Brown (CB) | 5 | 41 | 8.2 | 22 | 0 |
| 1986 | Allen Lyday (S) | 3 | 24 | 8.0 | 24 | 0 |
| | Patrick Allen (CB) | 3 | 20 | 6.7 | 18 | 0 |
| 1987 | Keith Bostic (S) | 6 | -14 | -2.3 | 7 | 0 |
| 1988 | Jeff Donaldson (S) | 4 | 29 | 7.3 | 23 | 0 |
| 1989 | Steve Brown (CB) | 5 | 54 | 10.8 | 41 | 0 |
| 1990 | Richard Johnson (CB) | 8 | 100 | 12.5 | 35 | 1 |
| 1991 | Cris Dishman (CB) | 6 | 61 | 10.2 | 43 | 0 |
| 1992 | Jerry Gray (CB) | 6 | 24 | 4.0 | 22 | 0 |
| 1993 | Marcus Robertson (S) | 7 | 137 | 19.6 | 69 | 0 |
| 1994 | Darryll Lewis (CB) | 5 | 57 | 11.4 | 20 | 0 |
| 1995 | Darryll Lewis (CB) | 6 | 145 | 24.2 | 98t | 1 |
| 1996 | Darryll Lewis (CB) | 5 | 103 | 20.6 | 53 | 1 |
| 1997 | Darryll Lewis (CB) | 5 | 115 | 23.0 | 47t | 1 |
| | Marcus Robertson (S) | 5 | 127 | 25.4 | 48 | 0 |
| 1998 | Darryll Lewis (CB) | 4 | 40 | 10.0 | 33 | 0 |
| 1999 | Samari Rolle (CB) | 4 | 65 | 16.3 | 30 | 0 |
| 2000 | Samari Rolle (CB) | 7 | 140 | 20.0 | 81t | 1 |
| 2001 | Andre Dyson (CB) | 3 | 36 | 12.0 | 36 | 0 |
| | Samari Rolle (CB) | 3 | 3 | 1.0 | 3 | 0 |
| 2002 | Lance Schulters (S) | 6 | 56 | 9.3 | 28 | 0 |
| 2003 | Samari Rolle (CB) | 6 | 141 | 23.5 | 52 | 0 |
| 2004 | Andre Dyson (CB) | 6 | 135 | 22.5 | 44 | 0 |
| 2005 | Reynaldo Hill (CB) | 3 | 88 | 29.3 | 52t | 1 |
| 2006 | Chris Hope (S) | 5 | 105 | 21.0 | 61t | 1 |
| 2007 | Keith Bulluck (LB) | 5 | 63 | 12.6 | 35 | 0 |
| 2008 | Michael Griffin (S) | 7 | 172 | 24.6 | 83t | 1 |
| 2009 | Cortland Finnegan (CB) | 5 | 194 | 38.8 | 80 | 1 |
| 2010 | Michael Griffin (S) | 4 | 50 | 12.5 | 28 | 0 |
| 2011 | Michael Griffin (S) | 2 | 0 | 0.0 | 0 | 0 |
| | Jason McCourty (CB) | 2 | 52 | 26.0 | 30 | 0 |
| 2012 | Michael Griffin (S) | 4 | 59 | 14.8 | 33 | 0 |
| | Jason McCourty (CB) | 4 | 29 | 7.3 | 28 | 0 |
| 2013 | Alterraun Verner (CB) | 5 | 68 | 13.6 | 34 | 1 |
| 2014 | Jason McCourty (CB) | 3 | 0 | 0.0 | 0 | 0 |
| 2015 | Zach Brown (LB) | 2 | 45 | 22.5 | 45 | 0 |
| | Coty Sensabaugh (CB) | 2 | 42 | 21.0 | 26t | 1 |
| 2016 | Perrish Cox (CB) | 3 | 3 | 1.0 | 3 | 0 |
| 2017 | Kevin Byard (S) | 8 | 130 | 16.3 | 33 | 0 |

SACKS

| Year | Player | Total |
|------|-------------------------|-------|
| 1960 | Don Floyd (DE) | 4 |
| 1961 | Doug Cline (LB) | 6 |
| 1962 | Ed Husmann (DT) | 10 |
| 1963 | Ed Husmann (DT) | 5 |
| | Gary Cutsinger (DE) | 5 |
| 1964 | Ed Husmann (DT) | 4 |
| | Don Floyd (DE) | 4 |
| 1965 | Gary Cutsinger (DE) | 7 |
| 1966 | Gary Cutsinger (DE) | 5 |
| 1967 | George Rice (DT) | 6 |
| 1968 | Pat Holmes (DE) | 6 |
| 1969 | Elvin Bethea (DE) | 14 |
| 1970 | Elvin Bethea (DE) | 9.5 |
| 1971 | Elvin Bethea (DE) | 13 |
| 1972 | Mike Tillemann (DT) | 12 |
| 1973 | Elvin Bethea (DE) | 17 |
| 1974 | Ted Washington (LB) | 11 |
| 1975 | Curly Culp (DT) | 11.5 |
| 1976 | Elvin Bethea (DE) | 14.5 |
| 1977 | James Young (DE) | 7.5 |
| 1978 | Elvin Bethea (DE) | 8 |
| 1979 | Jesse Baker (DE) | 15.5 |
| 1980 | Mike Stensrud (DE) | 7 |
| 1981 | Jesse Baker (DE) | 10 |
| 1982 | Jesse Baker (DE) | 7.5 |
| 1983 | Jesse Baker (DE) | 5.5 |
| 1984 | Jesse Baker (DE) | 11 |
| 1985 | Jesse Baker (DE) | 5.5 |
| 1986 | Ray Childress (DE) | 5 |
| 1987 | Ray Childress (DE) | 6 |
| 1988 | Ray Childress (DE) | 8.5 |
| | William Fuller (DE) | 8.5 |
| 1989 | Ray Childress (DE) | 8.5 |
| 1990 | Sean Jones (DE) | 12.5 |
| 1991 | William Fuller (DE) | 15 |
| 1992 | Ray Childress (DE) | 13 |
| 1993 | Sean Jones (DE) | 13 |
| 1994 | Lamar Lathon (DE) | 8.5 |
| 1995 | Anthony Cook (DE) | 4.5 |
| | Henry Ford (DE) | 4.5 |
| 1996 | Anthony Cook (DE) | 7.5 |
| 1997 | Kenny Holmes (DE) | 7 |
| | Gary Walker (DT) | 7 |
| 1998 | Lonnie Marts (LB) | 4 |
| 1999 | Jevon Kearse (DE) | 14.5 |
| 2000 | Jevon Kearse (DE) | 11.5 |
| 2001 | Jevon Kearse (DE) | 10.0 |
| 2002 | Kevin Carter (DE) | 10.0 |
| 2003 | Jevon Kearse (DE) | 9.5 |
| 2004 | Kevin Carter (DE) | 6.0 |
| 2005 | Kyle Vanden Bosch (DE) | 12.5 |
| 2006 | Kyle Vanden Bosch (DE) | 6.5 |
| 2007 | Kyle Vanden Bosch (DE) | 12 |
| 2008 | Albert Haynesworth (DT) | 8.5 |
| 2009 | Jacob Ford (DE) | 5.5 |
| 2010 | Jason Babin (DE) | 12.5 |
| 2011 | Karl Klug (DT) | 7.0 |
| 2012 | Derrick Morgan (DE) | 6.5 |
| 2013 | Jurrell Casey (DT) | 10.5 |
| 2014 | Derrick Morgan (OLB) | 6.5 |
| 2015 | Jurrell Casey (DT) | 7.0 |
| | Brian Orakpo (OLB) | 7.0 |
| 2016 | Brian Orakpo (OLB) | 10.5 |
| 2017 | Derrick Morgan (OLB) | 7.5 |

YEAR-BY-YEAR LEADERS

TACKLES (SINCE 1974)

| Year | Player | Solo | Assist | Total |
|------|----------------------|------|--------|-------|
| 1974 | Gregg Bingham (LB) | 128 | 78 | 206 |
| 1975 | Gregg Bingham (LB) | 110 | 75 | 185 |
| 1976 | Gregg Bingham (LB) | 100 | 91 | 191 |
| 1977 | Gregg Bingham (LB) | 95 | 95 | 190 |
| 1978 | Gregg Bingham (LB) | 109 | 114 | 223 |
| 1979 | Gregg Bingham (LB) | 100 | 103 | 203 |
| 1980 | Gregg Bingham (LB) | 112 | 100 | 212 |
| 1981 | Gregg Bingham (LB) | 112 | 60 | 172 |
| 1982 | Daryl Hunt (LB) | 61 | 24 | 85 |
| 1983 | Gregg Bingham (LB) | 87 | 48 | 135 |
| 1984 | Robert Abraham (LB) | 106 | 92 | 198 |
| 1985 | Avon Riley (LB) | 80 | 67 | 147 |
| 1986 | John Grimsley (LB) | 112 | 87 | 199 |
| 1987 | Al Smith (LB) | 46 | 56 | 102 |
| 1988 | John Grimsley (LB) | 70 | 45 | 115 |
| 1989 | John Grimsley (LB) | 73 | 30 | 103 |
| 1990 | Al Smith (LB) | 78 | 26 | 104 |
| 1991 | Al Smith (LB) | 101 | 45 | 146 |
| 1992 | Al Smith (LB) | 70 | 52 | 122 |
| 1993 | Al Smith (LB) | 67 | 28 | 95 |
| 1994 | Al Smith (LB) | 97 | 45 | 142 |
| 1995 | Blaine Bishop (S) | 75 | 22 | 97 |
| 1996 | Blaine Bishop (S) | 73 | 36 | 100 |
| 1997 | Barron Wortham (LB) | 61 | 36 | 97 |
| 1998 | Joe Bowden (LB) | 88 | 57 | 145 |
| 1999 | Blaine Bishop (S) | 83 | 30 | 113 |
| | Eddie Robinson (LB) | 64 | 49 | 113 |
| 2000 | Randall Godfrey (LB) | 97 | 72 | 169 |
| 2001 | Randall Godfrey (LB) | 79 | 32 | 111 |
| 2002 | Keith Bulluck (LB) | 116 | 64 | 180 |
| 2003 | Keith Bulluck (LB) | 110 | 61 | 171 |
| 2004 | Keith Bulluck (LB) | 108 | 63 | 171 |
| 2005 | Keith Bulluck (LB) | 106 | 44 | 150 |
| 2006 | Keith Bulluck (LB) | 107 | 54 | 161 |

| Year | Player | Solo | Assist | Total |
|------|-----------------------|------|--------|-------|
| 2007 | David Thornton (LB) | 97 | 43 | 140 |
| 2008 | Keith Bulluck (LB) | 83 | 37 | 120 |
| 2009 | Stephen Tulloch (LB) | 95 | 37 | 132 |
| 2010 | Stephen Tulloch (LB) | 121 | 48 | 169 |
| 2011 | Jordan Babineaux (S) | 81 | 36 | 117 |
| 2012 | Akeem Ayers (LB) | 79 | 31 | 110 |
| 2013 | Bernard Pollard (S) | 93 | 49 | 142 |
| 2014 | Wesley Woodyard (LB) | 66 | 68 | 134 |
| 2015 | Avery Williamson (LB) | 79 | 58 | 137 |
| 2016 | Avery Williamson (LB) | 76 | 73 | 149 |
| 2017 | Wesley Woodyard (LB) | 104 | 68 | 172 |

INDIVIDUAL RECORDS: SERVICE

Number of Games Played in Regular Season

1960-77: 14 games

1978-81, 1983-86, 1988-present: 16 games

1982: 9 games

1987: 15 games

Most Seasons

19 Bruce Matthews, 1983-2001

16 Elvin Bethea, 1968-83

13 Brad Hopkins, 1993-2005

12 Gregg Bingham, 1973-84

12 Mike Munchak, 1982-93

12 Craig Hentrich, 1998-09

Most Seasons, Active

9 Brett Kern, 2009-17

8 Derrick Morgan, 2010-17

Most Games Played

296 Bruce Matthews, 1983-2001

210 Elvin Bethea, 1968-83

194 Brad Hopkins, 1993-2005

177 Craig Hentrich, 1998-2009

173 Gregg Bingham, 1973-84

160 Ray Childress, 1985-95

159 Mike Munchak, 1982-93

157 Keith Bulluck, 2000-09

152 Benji Olson, 1998-2007

151 Al Del Greco, 1991-2000

148 Michael Roos, 2005-14

147 Robert Brazile, 1975-84

146 Ted Thompson, 1975-84

145 Zeke Moore, 1967-77

144 Rob Bironas, 2005-13

144 Ken Burrough, 1971-81

141 Michael Griffin, 2007-15

141 Warren Moon, 1984-93

Most Games Played, Active

138 Brett Kern, 2009-17

110 Jurrell Casey, 2011-17

109 Karl Klug, 2011-17

106 Derrick Morgan, 2010-17

Most Consecutive Games Played

232 Bruce Matthews, 1987-2001

147 Robert Brazile, 1975-84

146 Craig Hentrich, 1998-2007

144 Rob Bironas, 2005-13

138 Brett Kern, 2009-17

135 Elvin Bethea, 1968-77

135 Keith Bulluck, 2000-09

134 Gregg Bingham, 1973-81

128 Eddie George, 1996-2003

Most Consecutive Games Played, Active

138 Brett Kern, 2009-17

96 Beau Brinkley, 2012-17

64 Ryan Succop, 2014-17

64 Wesley Woodyard, 2014-17

Most Consecutive Games Started

229 Bruce Matthews, 1987-2001

147 Robert Brazile, 1975-84

135 Elvin Bethea, 1968-77

134 Gregg Bingham, 1973-81

128 Eddie George, 1996-2003

127 Keith Bulluck, 2001-09

Most Consecutive Games Started, Active

48 Brian Orakpo, 2015-17

43 Avery Williamson, 2015-17

32 Jack Conklin, 2016-17

32 Ben Jones, 2016-17

32 Taylor Lewan, 2016-17

INDIVIDUAL RECORDS: SCORING

Most Seasons Leading Team

| | |
|---|-------------------------|
| 9 | Rob Bironas, 2005-13 |
| 9 | Al Del Greco, 1992-2000 |
| 7 | George Blanda, 1960-66 |
| 5 | Tony Zendejas, 1985-90 |

Most Consecutive Seasons Leading Team

| | |
|---|-------------------------|
| 9 | Rob Bironas, 2005-13 |
| 9 | Al Del Greco, 1992-2000 |
| 7 | George Blanda, 1960-66 |
| 5 | Tony Zendejas, 1985-89 |

POINTS

Career

| | |
|-------|---|
| 1,060 | Al Del Greco, 1991-2000 (322 PAT, 246 FG) |
| 1,032 | Rob Bironas, 2005-13 (315 PAT, 239 FG) |
| 598 | George Blanda, 1960-66 (4 TD, 301 PAT, 91 FG) |
| 548 | Tony Zendejas, 1985-90 (197 PAT, 117 FG) |
| 450 | Eddie George, 1996-2003 (74 TD, 3 two-point) |
| 438 | Earl Campbell, 1978-84 (73 TD) |

Season

| | |
|-----|---|
| 136 | Ryan Succop , 2017 (31 PAT, 35 FG) |
| 136 | Al Del Greco, 1998 (28 PAT, 36 FG) |
| 133 | Rob Bironas, 2007 (28 PAT, 35 FG) |
| 131 | Al Del Greco, 1996 (35 PAT, 32 FG) |
| 127 | Rob Bironas, 2008 (40 PAT, 29 FG) |
| 126 | Al Del Greco, 1993 (39 PAT, 29 FG) |
| 123 | Gary Anderson, 2003 (42 PAT, 27 FG) |

Most Seasons, 100 or More Points

| | |
|---|----------------------------------|
| 8 | Al Del Greco, 1992-93, 1995-2000 |
| 7 | Rob Bironas, 2007-13 |
| 2 | Ryan Succop , 2016-17 |
| 2 | George Blanda, 1960-61 |
| 2 | Tony Zendejas, 1988-89 |

Season, Rookie

| | |
|----|-------------------------------------|
| 92 | Tony Zendejas, 1985 (29 PAT, 21 FG) |
| 86 | Roy Gerela, 1969 (29 PAT, 19 FG) |
| 72 | Bill Groman, 1960 (12 TD) |

Game

| | |
|----|---|
| 30 | Billy Cannon, @ N.Y. Titans, 12/10/61 (5 TD) |
| 26 | Rob Bironas, @ Hou., 10/21/07 (8 FG, 2 PAT) |
| 26 | George Blanda, vs. L.A. Chargers, 9/18/60 (3 TD, 5 PAT, 1 FG) |

Game, Opponent

| | |
|----|--|
| 24 | Art Powell, @ Oakland, 12/22/63 |
| 24 | Corey Dillon, @ Cincinnati, 12/4/97 |
| 19 | Robbie Gould, @ San Francisco, 12/17/17 |
| 19 | Cody Parkey, @ Philadelphia, 11/23/14 |
| 19 | Horst Muhlmann, vs. Cincinnati, 12/17/72 |

Most Consecutive Games Scoring

| | |
|----|-----------------------|
| 67 | Al Del Greco, 1994-00 |
| 46 | Rob Bironas, 2006-08 |

TOUCHDOWNS

Career

| | |
|----|---------------------------|
| 74 | Eddie George, 1996-2003 |
| 73 | Earl Campbell, 1978-84 |
| 58 | Chris Johnson, 2008-13 |
| 51 | Charlie Hennigan, 1960-66 |
| 49 | Kenny Burrough, 1971-81 |
| | Ernest Givins, 1986-94 |

Season

| | |
|----|---------------------|
| 19 | Earl Campbell, 1979 |
| 18 | Bill Groman, 1961 |

Game

| | |
|---|---------------------------------------|
| 5 | Billy Cannon, @ N.Y. Titans, 12/10/61 |
|---|---------------------------------------|

Game, Opponent

| | |
|---|---|
| 4 | Art Powell, @ Oakland, 12/22/63 |
| 4 | Bob Hayes, @ Dallas, 12/20/70 |
| 4 | Corey Dillon, @ Cincinnati, 12/4/97 |
| 3 | 21 times, last by Antonio Brown, @ Pittsburgh, 11/16/17 |

Most Consecutive Games Scoring TD

| | |
|---|------------------------------|
| 8 | Bill Groman, 1961 |
| 6 | DeMarco Murray , 2016 |
| 5 | Hoyle Granger, 1967 |
| 5 | Earl Campbell, 1979 |
| 5 | Chris Sanders, 1995 |
| 5 | Kenny Britt, 2010 |

POINTS AFTER TOUCHDOWNS

Career

| | |
|-----|-------------------------|
| 322 | Al Del Greco, 1991-2000 |
| 315 | Rob Bironas, 2005-13 |
| 301 | George Blanda, 1960-66 |
| 197 | Tony Zendejas, 1985-90 |
| 149 | Toni Fritsch, 1977-81 |

Season

| | |
|----|---------------------|
| 64 | George Blanda, 1961 |
| 48 | George Blanda, 1962 |
| | Tony Zendejas, 1988 |

Game

| | |
|---|--|
| 8 | George Blanda, vs. N.Y. Titans, 10/14/62 |
| 7 | George Blanda, @ Denver, 11/5/61 |
| 7 | George Blanda, vs. N.Y. Titans, 11/19/61 |
| 7 | George Blanda, @ Oakland, 12/22/63 |
| 7 | Teddy Garcia, vs. Cleveland, 12/9/90 |

Most Made, Opponent, Game

| | |
|---|---|
| 8 | Stephen Gostkowski, @ New England, 10/18/09 |
| 7 | Mason Crosby, @ Green Bay, 12/23/12 |
| 7 | Cotton Davidson, @ Oakland, 12/22/63 |
| 7 | Horst Muhlmann, vs. Cincinnati, 12/17/72 |
| 7 | Jim Breech, @ Cincinnati, 12/17/89 |
| 7 | Sebastian Janikowski, @ Oakland, 9/29/02 |

| | |
|---|---|
| 7 | Lawrence Tynes, vs. Kansas City, 12/13/04 |
|---|---|

Most Consecutive PATs

| | |
|-----|-------------------------|
| 285 | Rob Bironas, 2006-13 |
| 229 | Al Del Greco, 1993-2000 |
| 79 | Gary Anderson, 2003-04 |
| 76 | Al Del Greco, 1991-93 |
| 75 | Skip Butler, 1972-76 |

Most Two-Point Conversions, Career

| | |
|---|---------------------------|
| 3 | Eddie George, 1996-2003 |
| 3 | Haywood Jeffires, 1987-95 |
| 3 | Steve McNair, 1995-2005 |

Most Two-Point Conversions, Season

| | |
|---|------------------------|
| 3 | Haywood Jeffires, 1994 |
|---|------------------------|

Most Two-Point Conversions, Game

| | |
|---|--|
| 1 | 29 times, last by Dexter McCluster from Marcus Mariota at N.Y. Jets, 12/13/15 (pass) |
|---|--|

Most Two-Point Conversions, Opponent, Game

| | |
|---|--|
| 2 | Charles Johnson @ Pittsburgh, 11/1/98 (pass, pass) |
|---|--|

FIELD GOALS

Most Attempted, Career

| | |
|-----|-------------------------|
| 295 | Al Del Greco, 1991-2000 |
| 279 | Rob Bironas, 2005-13 |
| 187 | George Blanda, 1960-66 |
| 163 | Tony Zendejas, 1985-90 |
| 121 | Skip Butler, 1972-77 |

Most Attempted, Season

| | |
|----|---------------------------|
| 42 | Ryan Succop , 2017 |
| 40 | Roy Gerela, 1969 |
| 39 | Al Del Greco, 1998 |
| 39 | Rob Bironas, 2007 |
| 38 | Al Del Greco, 1996 |
| 37 | Tony Zendejas, 1989 |
| 35 | Al Del Greco, 1997 |

Most Attempted, Game

| | |
|---|---|
| 8 | Rob Bironas, @ Houston, 10/21/07 |
| 6 | George Blanda, vs. N.Y. Titans, 10/9/60 |
| 6 | George Blanda, vs. Denver, 9/14/63 |
| 6 | Skip Butler, @ Cleveland, 10/12/75 |
| 6 | Al Del Greco, vs. Atlanta, 12/5/93 |

Most Attempted, Opponent, Game

| | |
|---|---|
| 7 | Tom Dempsey, Philadelphia, 11/12/72 |
| 6 | Roy Gerela, Pittsburgh, 12/9/73 |
| 6 | Jim Breech, @ Cincinnati, 11/1/87 |
| 6 | John Carney, @ San Diego, 9/19/93 |
| 6 | Sebastian Janikowski, @ Oakland, 11/24/13 |
| 6 | Robbie Gould, @ San Francisco, 12/17/17 |
| 6 | Cody Parkey, @ Philadelphia, 11/23/14 |
| 6 | Blair Walsh, Minnesota, 9/11/16 |

Most Made, Career

| | |
|-----|-------------------------|
| 246 | Al Del Greco, 1991-2000 |
| 239 | Rob Bironas, 2005-13 |
| 117 | Tony Zendejas, 1985-90 |

INDIVIDUAL RECORDS: SCORING

| | |
|----|------------------------------|
| 91 | George Blanda, 1960-66 |
| 90 | Ryan Succop , 2014-17 |
| 81 | Toni Fritsch, 1977-81 |

Most Made, Season

| | |
|----|---------------------------|
| 36 | Al Del Greco, 1998 |
| 35 | Ryan Succop , 2017 |
| 35 | Rob Bironas, 2007 |
| 32 | Al Del Greco, 1996 |
| 29 | Al Del Greco, 1993 |
| 29 | Rob Bironas, 2008 |
| 29 | Rob Bironas, 2011 |

Most Made, Game

| | |
|----------------------|---|
| * 8 | Rob Bironas, @ Houston, 10/21/07 |
| 5 | Ryan Succop , vs. Indianapolis, 10/16/17 |
| 5 | Al Del Greco, @ Philadelphia, 12/3/2000 |
| 5 | Roy Gerela, vs. Miami, 9/28/69 |
| * Denotes NFL Record | |

Most Made, Opponent, Game

| | |
|---|--|
| 6 | Robbie Gould, @ San Francisco, 12/17/17 |
| 6 | Tom Dempsey, vs. Philadelphia, 11/12/72 |
| 6 | John Carney, @ San Diego, 9/19/93 |
| 5 | Josh Brown, vs. N.Y. Giants, 12/7/14 |
| 5 | Cody Parkey, @ Philadelphia, 11/23/14 |
| 5 | Adam Vinatieri, @ Indianapolis, 12/1/13 |
| 5 | Rian Lindell, @ Buffalo, 12/24/06 |
| 5 | Mike Vanderjagt, vs. Indianapolis, 12/7/03 |
| 5 | Steve Christie, vs. Buffalo, 9/18/94 |
| 5 | Jim Breech, @ Cincinnati, 11/1/87 |

Most Consecutive Field Goals Made

| | |
|----|-----------------------|
| 20 | Al Del Greco, 1998-99 |
| 20 | Rob Bironas, 2007-08 |
| 20 | Rob Bironas, 2010 |

| | |
|----|------------------------------|
| 20 | Rob Bironas, 2011-12 |
| 19 | Ryan Succop , 2016-17 |
| 19 | Rob Bironas, 2007 |
| 18 | Al Del Greco, 1995-96 |
| 16 | Ryan Succop , 2017 |
| 15 | Ryan Succop , 2014-15 |
| 14 | Al Del Greco, 1999-2000 |
| 14 | Rob Bironas, 2011 |
| 13 | Ryan Succop , 2017 |
| 13 | Al Del Greco, 1994-95 |

Most Consecutive Games With Field Goal Made

| | |
|----|------------------------------|
| 20 | Rob Bironas, 2009-10 |
| 19 | Rob Bironas, 2006-07 |
| 13 | Rob Bironas, 2011-12 |
| 12 | Al Del Greco, 1998 |
| 12 | Gary Anderson, 2003 |
| 12 | Rob Bironas, 2008 |
| 10 | George Blanda, 1964-65 |
| 10 | George Blanda, 1966 |
| 10 | Ryan Succop , 2016-17 |

Longest Field Goal

| | |
|----|---|
| 60 | Rob Bironas, vs. Indianapolis, 12/3/06 |
| 56 | Al Del Greco, vs. San Francisco, 10/27/96 |
| 56 | Rob Bironas, @ Denver, 11/19/07 |
| 55 | Rob Bironas, vs. Denver, 10/3/10 |
| 55 | Rob Bironas, vs. Houston, 12/29/13 |
| 55 | George Blanda, vs. San Diego, 12/3/61 |
| 54 | George Blanda, @ Oakland, 11/11/62 |
| 54 | Skip Butler, @ Buffalo, 9/19/76 |
| 54 | Al Del Greco, vs. Kansas City, 9/20/92 |

Longest Field Goal, Opponent

| | |
|----|---------------------------------------|
| 64 | Matt Prater, @ Denver, 12/8/13 |
| 56 | Jason Myers, @ Jacksonville, 12/24/16 |

| | |
|----|--------------------------------------|
| 56 | Jason Elam, Denver, 11/26/95 |
| 55 | Chris Bahr, @ Cincinnati, 9/23/79 |
| 55 | Matt Stover, Cleveland, 11/17/91 |
| 54 | Jan Stenerud, Kansas City, 9/9/67 |
| 54 | Gary Anderson, Pittsburgh, 12/8/91 |
| 54 | Matt Bahr, @ N.Y. Giants, 12/21/91 |
| 54 | Ryan Longwell, Green Bay, 12/16/01 |
| 54 | Zane Gonzalez, @ Cleveland, 10/22/17 |

Highest Field Goal Percentage, Career (100 made)

| | |
|------|---------------------------------------|
| 85.7 | Rob Bironas, 2005-13, (239 of 279) |
| 83.4 | Al Del Greco, 1991-2000, (246 of 295) |

Season

| | |
|------|--------------------------------------|
| 92.3 | Al Del Greco, 1998 (36 of 39) |
| 92.3 | Rob Bironas, 2010 (24 of 26) |
| 91.7 | Ryan Succop , 2016 (22 of 24) |
| 90.6 | Rob Bironas, 2011 (29 of 32) |
| 89.7 | Rob Bironas, 2007 (35 of 39) |
| 87.9 | Rob Bironas, 2008 (29 of 33) |
| 87.5 | Ryan Succop , 2015 (14 of 16) |
| 87.1 | Gary Anderson, 2003 (27 of 31) |
| 87.1 | Al Del Greco, 1995 (27 of 31) |
| 86.4 | Ryan Succop , 2014 (19 of 22) |
| 86.2 | Rob Bironas, 2013 (25 of 29) |
| 85.3 | Al Del Greco, 1993 (29 of 34) |
| 85.0 | Florian Kempf, 1983 (17 of 20) |

SAFETIES

Most Safeties, Career

| | |
|---|------------------------|
| 2 | Elvin Bethea (1968-83) |
| 2 | James Young (1977-79) |

Most Safeties, Game

| | |
|---|--|
| 1 | 40 times, last by team vs. N.Y. Jets (12/14/14), intentional grounding penalty on Jets in end zone |
|---|--|

INDIVIDUAL RECORDS: RUSHING

Most Seasons Leading Team

| | |
|---|-------------------------|
| 8 | Eddie George, 1996-2003 |
| 6 | Earl Campbell, 1978-84 |
| 6 | Chris Johnson, 2008-13 |
| 4 | Mike Rozier, 1985-90 |

Most Consecutive Seasons Leading Team

| | |
|---|-------------------------|
| 8 | Eddie George, 1996-2003 |
| 6 | Earl Campbell, 1978-83 |
| 6 | Chris Johnson, 2008-13 |
| 4 | Mike Rozier, 1985-88 |

ATTEMPTS

Career

| | |
|-------|----------------------------|
| 2,733 | Eddie George, 1996-2003 |
| 1,979 | Earl Campbell, 1978-84 |
| 1,742 | Chris Johnson, 2008-13 |
| 1,000 | Lorenzo White, 1988-94 |
| 910 | Mike Rozier, 1985-90 |
| 908 | Charles Tolar, 1960-66 |
| 773 | Hoyle Granger, 1966-70, 72 |

Season

| | |
|-----|---------------------|
| 403 | Eddie George, 2000 |
| 373 | Earl Campbell, 1980 |
| 368 | Earl Campbell, 1979 |
| 361 | Earl Campbell, 1981 |

Game

| | |
|----|--|
| 39 | Earl Campbell, vs. Seattle, 10/11/81 |
| 38 | Earl Campbell, @ Kansas City, 10/12/80 |
| 37 | Earl Campbell, vs. Cincinnati, 10/4/81 |

Game, Opponent

| | |
|----|---------------------------------------|
| 39 | Corey Dillon, @ Cincinnati, 12/4/97 |
| 34 | Rodney Hampton, N.Y. Giants, 11/21/94 |
| 33 | Le'Veon Bell, Pittsburgh, 11/17/14 |
| 32 | Greg Pruitt, Cleveland, 12/3/81 |
| 32 | Tony Collins, @ New England, 11/28/82 |
| 32 | Melvin Gordon, @ San Diego, 11/6/16 |

YARDS GAINED

Career

| | |
|--------|----------------------------|
| 10,009 | Eddie George, 1996-2003 |
| 8,574 | Earl Campbell, 1978-84 |
| 7,965 | Chris Johnson, 2008-13 |
| 4,079 | Lorenzo White, 1988-94 |
| 3,514 | Hoyle Granger, 1966-70, 72 |
| 3,439 | Steve McNair, 1995-05 |
| 3,426 | Mike Rozier, 1985-90 |

Season

| | |
|-------|---------------------|
| 2,006 | Chris Johnson, 2009 |
| 1,934 | Earl Campbell, 1980 |
| 1,697 | Earl Campbell, 1979 |
| 1,509 | Eddie George, 2000 |
| 1,450 | Earl Campbell, 1978 |

Season, Rookie

| | |
|-------|---------------------|
| 1,450 | Earl Campbell, 1978 |
| 1,368 | Eddie George, 1996 |
| 1,228 | Chris Johnson, 2008 |
| 947 | Rodney Thomas, 1995 |
| 756 | Sid Blanks, 1964 |
| 652 | Rob Carpenter, 1977 |

INDIVIDUAL RECORDS: RUSHING

Game

| | |
|-----|---|
| 228 | Chris Johnson vs. Jacksonville, 11/1/09 |
| 216 | Billy Cannon, @ N.Y. Titans, 12/10/61 |
| 216 | Eddie George, vs. Oakland, 8/31/97 |
| 206 | Earl Campbell, @ Chicago, 11/16/80 |

Game, Opponent

| | |
|-----|--------------------------------------|
| 246 | Corey Dillon, @ Cincinnati, 12/4/97 |
| 215 | Eric Dickerson, @ L.A. Rams, 12/9/84 |
| 204 | Le'Veon Bell, Pittsburgh, 11/17/14 |
| 201 | James Brooks, @ Cincinnati, 12/23/90 |

Longest Run

| | |
|----|---|
| 94 | Chris Johnson, vs. N.Y. Jets, 12/17/12 (TD) |
| 91 | Chris Johnson, vs. Houston, 9/20/09 (TD) |
| 91 | Sid Blanks, vs. N.Y. Jets, 12/13/64 (TD) |
| 89 | Chris Johnson vs. Jacksonville, 11/1/09 (TD) |
| 87 | Marcus Mariota vs. Jacksonville, 12/6/15 (TD) |
| 85 | Chris Johnson vs. Arizona, 11/29/09 (TD) |
| 83 | Chris Johnson @ Buffalo, 10/21/12 (TD) |
| 81 | Earl Campbell, vs. Miami, 11/20/78 (TD) |

Longest Run, Opponent

| | |
|----|---|
| 91 | Wilbert Montgomery, @ Philadelphia, 12/19/82 (TD) |
| 80 | Donald Brown, @ Indianapolis, 12/18/11 (TD) |
| 80 | Corey Dillon at Cincinnati, 10/8/2000 (TD) |
| 80 | Wray Carlton, vs. Buffalo, 12/5/65 (TD) |
| 79 | Bill Mathis, @ N.Y. Jets, 11/21/65 |

Most Seasons, 1,000 or More Yards

| | |
|---|----------------------------------|
| 7 | Eddie George, 1996-2000, 2002-03 |
|---|----------------------------------|

| | |
|---|--|
| 6 | Chris Johnson, 2008-13 |
| 5 | Earl Campbell, 1978-81, 1983 |
| 1 | Nine players, last by DeMarco Murray in 2016 |

Most Consecutive Seasons, 1,000 or More

Yards

| | |
|---|-------------------------|
| 6 | Chris Johnson, 2008-13 |
| 5 | Eddie George, 1996-2000 |
| 4 | Earl Campbell, 1978-81 |
| 2 | Eddie George, 2002-03 |

Most Games, 200 or More Yards, Season

| | |
|---|--|
| 4 | Earl Campbell, 1980 |
| 1 | Three times, last by Chris Johnson, 2009 |

Most Games, 100 or More Yards, Career

| | |
|----|------------------------------|
| 39 | Earl Campbell, 1978-84 |
| 36 | Eddie George, 1996-03 |
| 35 | Chris Johnson, 2008-13 |
| 11 | Hoyle Granger, 1966-70, 1972 |
| 8 | Mike Rozier, 1985-90 |

Most Games, 100 or More Yards, Season

| | |
|----|---------------------------|
| 12 | Chris Johnson, 2009 |
| 11 | Earl Campbell, 1979 |
| 10 | Earl Campbell, 1980 |
| 8 | Chris Johnson, 2010 |
| 8 | Eddie George, 1997 |
| 7 | Hoyle Granger, 1967 |
| 7 | Earl Campbell, 1978, 1983 |

Most Consecutive Games, 100 or More Yards

| | |
|----|------------------------|
| 12 | Chris Johnson, 2009-10 |
| 7 | Earl Campbell, 1979 |
| 6 | Earl Campbell, 1980 |
| 5 | Eddie George, 1998 |

AVERAGE GAIN

Career (Minimum 750 attempts)

| | |
|------|-------------------------------|
| 4.57 | Chris Johnson (2008-13) |
| 4.56 | Hoyle Granger (1966-70, 1972) |
| 4.33 | Earl Campbell (1978-84) |
| 4.08 | Lorenzo White (1988-94) |

Season

| | |
|------|---------------------|
| 5.60 | Chris Johnson, 2009 |
| 5.21 | Sid Blanks, 1964 |
| 5.18 | Earl Campbell, 1980 |
| 5.14 | Gary Brown, 1993 |
| 5.05 | Hoyle Granger, 1967 |

TOUCHDOWNS

Career

| | |
|----|-------------------------|
| 73 | Earl Campbell, 1978-84 |
| 64 | Eddie George, 1996-2003 |
| 50 | Chris Johnson, 2008-13 |
| 36 | Steve McNair, 1995-2005 |
| 29 | Lorenzo White, 1988-94 |
| 27 | Mike Rozier, 1985-90 |

Season

| | |
|----|---------------------|
| 19 | Earl Campbell, 1979 |
| 15 | LenDale White, 2008 |
| 14 | Eddie George, 2000 |
| 14 | Chris Johnson, 2009 |

Season, Rookie

| | |
|----|---------------------|
| 13 | Earl Campbell, 1978 |
|----|---------------------|

Game

| | |
|---|---------------------------------------|
| 4 | Earl Campbell, vs. Miami, 11/20/78 |
| 4 | Lorenzo White, vs. Cleveland, 12/9/90 |

Game, Opponent

| | |
|---|--|
| 4 | Corey Dillon, @ Cincinnati, 12/4/97 |
| 3 | 12 times, last by Marshall Faulk, @ Ind., 9/4/94 |

Most Consecutive Games, Rushing Touchdown

| | |
|---|--|
| 5 | Earl Campbell, 1979 |
| 5 | DeMarco Murray, 2016 |
| 4 | Earl Campbell, 1981 |
| 4 | Alonzo Highsmith, 1989 |
| 4 | Gary Brown, 1993 |
| 4 | Eddie George, 2000 |
| 4 | LenDale White, 2008 |
| 3 | 11 times, last by Chris Johnson, 2009-10 |

INDIVIDUAL RECORDS: PASSING

Most Seasons Leading Team

| | |
|----|-------------------------------|
| 10 | Warren Moon, 1984-93 |
| 9 | Dan Pastorini, 1971-79 |
| 8 | Steve McNair, 1997-2003, 2005 |

Most Consecutive Seasons Leading Team

| | |
|----|-------------------------|
| 10 | Warren Moon, 1984-93 |
| 9 | Dan Pastorini, 1971-79 |
| 7 | George Blanda, 1960-66 |
| 7 | Steve McNair, 1997-2003 |

ATTEMPTS

Career

| | |
|-------|-------------------------|
| 4,546 | Warren Moon, 1984-93 |
| 3,871 | Steve McNair, 1995-2005 |
| 2,784 | George Blanda, 1960-66 |

| | |
|-------|-------------------------|
| 2,767 | Dan Pastorini, 1971-79 |
| 1,274 | Marcus Mariota, 2015-17 |
| 1,190 | Vince Young, 2006-10 |
| 1,081 | Kerry Collins, 2006-10 |
| 824 | Pete Beathard, 1967-69 |
| 739 | Ken Stabler, 1980-81 |

Season

| | |
|-----|-----------------------|
| 655 | Warren Moon, 1991 |
| 584 | Warren Moon, 1990 |
| 520 | Warren Moon, 1993 |
| 518 | Matt Hasselbeck, 2011 |
| 505 | George Blanda, 1964 |
| 492 | Steve McNair, 1998 |
| 492 | Steve McNair, 2002 |

Game

| | |
|----|-----------------------------------|
| 68 | George Blanda, @ Buffalo, 11/1/64 |
|----|-----------------------------------|

| | |
|----|-------------------------------------|
| 60 | George Blanda, vs. Oakland, 11/7/65 |
| 60 | Billy Volek, @ Oakland, 12/19/04 |

Game, Opponent

| | |
|----|---------------------------------------|
| 61 | Colt McCoy, @ Cleveland, 10/2/11 |
| 59 | Peyton Manning, @ Denver, 12/8/13 |
| 54 | Matt Barkley, @ Chicago, 11/27/16 |
| 54 | Blake Bortles, Jacksonville, 10/27/16 |
| 54 | Matt Schaub, Houston, 12/19/10 |
| 54 | Eric Zeier, @ Cleveland, 11/5/95 |
| 53 | Mickey Slaughter, Denver, 12/20/64 |
| 53 | Tommy Kramer, Minnesota, 12/21/80 |
| 53 | Brian Sipe, @ Cleveland, 9/13/81 |

INDIVIDUAL RECORDS: PASSING

COMPLETIONS

Career

| | |
|-------|---------------------------------|
| 2,632 | Warren Moon, 1984-93 |
| 2,305 | Steve McNair, 1995-2005 |
| 1,426 | Dan Pastorini, 1971-79 |
| 1,347 | George Blanda, 1960-66 |
| 787 | Marcus Mariota , 2015-17 |
| 689 | Vince Young, 2006-10 |
| 613 | Kerry Collins, 2006-10 |
| 458 | Ken Stabler, 1980-81 |

Season

| | |
|-----|-----------------------|
| 404 | Warren Moon, 1991 |
| 362 | Warren Moon, 1990 |
| 319 | Matt Hasselbeck, 2011 |
| 303 | Warren Moon, 1993 |
| 301 | Steve McNair, 2002 |
| 293 | Ken Stabler, 1980 |

Game

| | |
|----|---|
| 41 | Warren Moon, vs. Dallas, 11/10/91 |
| 40 | Billy Volek, @ Oakland, 12/19/04 |
| 39 | Billy Volek, @ San Diego, 10/3/04 |
| 37 | George Blanda, @ Buffalo, 11/1/64 |
| 36 | Ryan Fitzpatrick, vs. Arizona, 12/15/13 |
| 36 | Warren Moon, vs. Seattle, 11/7/93 |

Game, Opponent

| | |
|----|---|
| 40 | Colt McCoy, @ Cleveland, 10/2/11 |
| 39 | Peyton Manning, @ Denver, 12/8/13 |
| 37 | Peyton Manning, @ Indianapolis, 11/3/02 |
| 36 | Tim Couch, Cleveland, 9/22/02 |
| 36 | Peyton Manning, Indianapolis, 10/11/09 |
| 36 | Drew Brees, New Orleans, 12/11/11 |
| 35 | Matt Schaub, Houston, 12/19/10 |
| 35 | Kyle Orton, Denver, 10/3/10 |
| 35 | Trevor Siemian, Denver, 12/11/16 |
| 34 | Mickey Slaughter, Denver, 12/20/64 |
| 34 | Joe Flacco, Baltimore, 11/5/17 |

COMPLETION PERCENTAGE

Career (Minimum 1,500 attempts)

| | |
|------|--|
| 59.5 | Steve McNair, 1995-2005 (2,305 of 3,871) |
| 57.9 | Warren Moon, 1984-93 (2,632 of 4,546) |
| 51.5 | Dan Pastorini, 1971-79 (1,426 of 2,767) |
| 48.4 | George Blanda, 1960-66 (1,347 of 2,784) |

Season

| | |
|------|-----------------------------------|
| 65.6 | Cody Carlson, 1992 (149 of 227) |
| 64.7 | Warren Moon, 1992 (224 of 346) |
| 64.5 | Ken Stabler, 1980 (293 of 454) |
| 63.2 | Chris Chandler, 1995 (225 of 356) |
| 62.6 | Steve McNair, 2000 (248 of 396) |
| 62.5 | Steve McNair, 2003 (250 of 400) |

Game (Min. 20 attempts)

| | |
|------|--|
| 88.5 | Chris Chandler, @ Cincinnati, 9/24/95 (23 of 26) |
| 85.7 | Ken Stabler, vs. Baltimore, 9/21/80 (18 of 21) |
| 82.6 | Steve McNair, vs. Indianapolis, 12/8/02 (19 of 23) |

| | |
|------|---|
| 82.6 | Warren Moon, vs. Miami, 10/1/89 (19 of 23) |
| 82.1 | Ken Stabler, @ Cleveland, 9/15/80 (23 of 28) |
| 81.8 | Marcus Mariota , vs. Jacksonville, 10/27/16 (18 of 22) |
| 80.0 | Chris Chandler, @ Cleveland, 11/5/95 (16 of 20) |

YARDS GAINED

Career

| | |
|--------|---------------------------------|
| 33,685 | Warren Moon, 1984-93 |
| 27,141 | Steve McNair, 1995-2005 |
| 19,149 | George Blanda, 1960-66 |
| 16,846 | Dan Pastorini, 1971-79 |
| 9,476 | Marcus Mariota , 2015-17 |
| 8,098 | Vince Young, 2006-10 |
| 6,804 | Kerry Collins, 2006-10 |
| 5,190 | Ken Stabler, 1980-81 |
| 5,128 | Pete Beathard, 1967-69 |

Season

| | |
|-------|-----------------------|
| 4,690 | Warren Moon, 1991 |
| 4,689 | Warren Moon, 1990 |
| 3,631 | Warren Moon, 1989 |
| 3,571 | Matt Hasselbeck, 2011 |
| 3,489 | Warren Moon, 1986 |
| 3,485 | Warren Moon, 1993 |

Game

| | |
|-----|--------------------------------------|
| 527 | Warren Moon, @ Kansas City, 12/16/90 |
| 492 | Billy Volek, @ Oakland, 12/19/04 |
| 464 | George Blanda, @ Buffalo, 10/29/61 |
| 457 | Jacky Lee, @ Boston, 10/13/61 |
| 432 | Warren Moon, vs. Dallas, 11/10/91 |

Game, Opponent

| | |
|-----|---|
| 425 | Peyton Manning, @ Indianapolis, 12/5/04 |
| 407 | Tom Flores, @ Oakland, 12/22/63 |
| 406 | Tony Romo, @ Dallas, 10/10/10 |
| 397 | Peyton Manning, @ Denver, 12/8/13 |
| 393 | Andrew Luck, @ Indianapolis, 9/28/14 |
| 389 | Drew Brees, @ New Orleans, 11/8/15 |
| 389 | Jim McMahon, @ San Diego, 9/17/89 |
| 387 | Boomer Esiason, @ Cincinnati, 11/1/87 |
| 386 | Eli Manning, @ N.Y. Giants, 9/26/10 |

Most Seasons, 3,000 or More Passing Yards

| | |
|---|-----------------------------------|
| 6 | Warren Moon, 1984-93 |
| 5 | Steve McNair, 1998, 2001-03, 2005 |
| 3 | George Blanda, 1960-66 |

Most Games, 400 or More Passing Yards,

Career

| | |
|---|-----------------------------|
| 4 | Warren Moon, 1984-93 |
| 2 | Billy Volek, 2000-06 |
| 2 | George Blanda, 1960-66 |
| 1 | Ryan Fitzpatrick, 2013 |
| 1 | Jacky Lee, 1960-63; 1966-67 |
| 1 | Steve McNair, 1995-2005 |

Most Games, 400 or More Passing Yards,

Season

| | |
|---|-------------------|
| 2 | Billy Volek, 2004 |
|---|-------------------|

| | |
|---|---------------------|
| 2 | George Blanda, 1961 |
| 2 | Warren Moon, 1991 |

Most Games, 300 or More Passing Yards,

Career

| | |
|----|------------------------|
| 38 | Warren Moon, 1984-93 |
| 15 | George Blanda, 1960-66 |

Most Games, 300 or More Passing Yards,

Season

| | |
|---|-------------------|
| 9 | Warren Moon, 1990 |
| 6 | Warren Moon, 1991 |

Most Consecutive Games, 300 or More Passing Yards

| | |
|---|---------------------|
| 4 | Warren Moon, 1990 |
| 3 | George Blanda, 1964 |
| 3 | Warren Moon, 1985 |
| 3 | Warren Moon, 1991 |

Longest Pass Completion (All TDs)

| | |
|----|---|
| 98 | Jacky Lee (to Willard Dewveall), vs. S.D., 11/25/62 |
| 95 | George Blanda (to Dick Compton), vs. Buffalo, 12/5/65 |
| 92 | Jacky Lee (to Bill Groman), vs. Denver, 11/20/60 |

Longest Pass Completion, Opponent (All TDs)

| | |
|----|---|
| 94 | Jack Kemp (to Glenn Bass), Buffalo, 10/11/64 |
| 90 | John McCormick (to Bob Scarpitto), @ Den 10/17/65 |

TOUCHDOWN PASSES

Career

| | |
|-----|-------------------------|
| 196 | Warren Moon, 1984-93 |
| 165 | George Blanda, 1960-66 |
| 156 | Steve McNair, 1995-2005 |
| 96 | Dan Pastorini, 1971-79 |

Season

| | |
|----|------------------------------|
| 36 | George Blanda, 1961 |
| 33 | Warren Moon, 1990 |
| 27 | George Blanda, 1962 |
| 26 | Marcus Mariota , 2016 |
| 24 | Steve McNair, 2003 |
| 24 | George Blanda, 1963 |
| 24 | George Blanda, 1960 |

Game

| | |
|----|--|
| 7* | George Blanda, vs. N.Y. Titans, 11/19/61 |
| 6 | George Blanda, vs. N.Y. Titans, 10/14/62 |
| 5 | Steve McNair, vs. Jacksonville, 12/26/99 |
| 5 | Warren Moon, at Cincinnati, 10/11/92 |
| 5 | Warren Moon, at Cleveland, 11/18/90 |
| 5 | Warren Moon, vs. Cincinnati, 10/14/90 |

* Tied for NFL record

Game, Opponent

| | |
|---|------------------------------------|
| 6 | Tom Flores, @ Oakland, 12/22/63 |
| 6 | Tom Brady, @ New England, 10/18/09 |

INDIVIDUAL RECORDS: PASSING

| | |
|---|---|
| 6 | Ryan Fitzpatrick, @ Houston, 11/30/14 |
| 5 | Joe Namath, @ N.Y. Jets, 9/18/66 |
| 5 | Craig Morton, @ Dallas, 12/20/70 |
| 5 | Jim Kelly, Buffalo, 9/24/89 |
| 5 | Kerry Collins, @ Oakland, 12/19/04 |
| 5 | Ben Roethlisberger, @ Pittsburgh, 10/9/11 |
| 5 | Blake Bortles, Jacksonville, 12/6/15 |
| 4 | 14 times, last by Jared Goff, vs. L.A. Rams, 12/24/17 |

Most Consecutive Games, Touchdown Pass

| | |
|----|-------------------------|
| 23 | Steve McNair, 2001-2002 |
| 21 | Warren Moon, 1990-91 |
| 17 | Warren Moon, 1992-93 |
| 14 | George Blanda, 1964-65 |

HAD INTERCEPTED

Career

| | |
|-----|------------------------|
| 189 | George Blanda, 1960-66 |
| 166 | Warren Moon, 1984-93 |
| 139 | Dan Pastorini, 1971-79 |

Season

| | |
|----|---------------------|
| 42 | George Blanda, 1962 |
| 28 | Ken Stabler, 1980 |

| | |
|-----------------------|--|
| 26 | Warren Moon, 1986 |
| Game | |
| 6 | George Blanda, @ Buffalo, 9/9/62 |
| 6 | George Blanda, vs. Denver, 11/14/65 |
| Game, Opponent | |
| 6 | Joe Namath, @ N.Y. Jets, 10/15/67 |
| 6 | Bobby Hebert, Atlanta, 12/5/93 |
| 5 | Rick Norton, @ Miami, 11/23/69 |
| 5 | Keith Null, St. Louis, 12/13/09 |
| 4 | 8 times, last by Mark Sanchez, N.Y. Jets, 12/17/12 |

Most Consecutive Passes Attempted, No INT's

| | |
|-----|--------------------------|
| 161 | Kerry Collins, 2008 |
| 154 | Billy Joe Tolliver, 1994 |

Most Attempts, No Interceptions, Game

| | |
|----|-----------------------------------|
| 56 | Warren Moon, vs. Dallas, 11/10/91 |
|----|-----------------------------------|

PASSER RATING

Career (minimum 1,500 attempts)

| | |
|------|-----------------------|
| 83.3 | Steve McNair, 1995-05 |
| 80.4 | Warren Moon, 1984-93 |

| | |
|------|------------------------|
| 62.5 | George Blanda, 1960-66 |
| 61.0 | Dan Pastorini, 1971-79 |

Season (minimum 14 att. per team game)

| | |
|-------|------------------------------|
| 100.4 | Steve McNair, 2003 |
| 96.8 | Warren Moon, 1990 |
| 95.6 | Marcus Mariota , 2016 |
| 91.5 | Marcus Mariota , 2015 |
| 91.3 | George Blanda, 1961 |
| 90.2 | Steve McNair, 2001 |

Game (minimum 20 attempts)

| | |
|-------|--|
| 158.3 | Chris Chandler, @ Cincinnati, 9/24/95 |
| 149.8 | Marcus Mariota , vs. Green Bay, 11/13/16 |
| 148.1 | Marcus Mariota , vs. Jacksonville, 10/27/16 |
| 146.8 | Steve McNair, vs. Houston, 10/12/03 |
| 146.1 | Warren Moon, @ Cleveland, 11/18/90 |
| 145.1 | Warren Moon, vs. Buffalo, 11/26/90 |
| 143.1 | Chris Chandler, vs. Denver, 11/26/95 |

INDIVIDUAL RECORDS: PASS RECEIVING

RECEPTIONS

Most Seasons Leading Team

| | |
|---|---------------------------|
| 7 | Ken Burrough, 1971-81 |
| 5 | Haywood Jeffires, 1987-95 |
| 5 | Frank Wycheck, 1996-2000 |

Most Consecutive Seasons Leading Team

| | |
|---|-----------------------------------|
| 6 | Ken Burrough, 1974-79 |
| 5 | Frank Wycheck, 1996-2000 |
| 4 | Delanie Walker , 2014-2017 |
| 4 | Charlie Hennigan, 1961-64 |
| 4 | Derrick Mason, 2001-04 |
| 3 | Alvin Reed, 1968-70 |

Career

| | |
|-----|---------------------------|
| 542 | Ernest Givins, 1986-94 |
| 515 | Haywood Jeffires, 1987-95 |
| 482 | Frank Wycheck, 1995-2002 |
| 480 | Drew Hill, 1985-91 |
| 453 | Derrick Mason, 1997-2004 |
| 410 | Charlie Hennigan, 1960-66 |
| 408 | Ken Burrough, 1971-81 |

Season

| | |
|-----|------------------------------|
| 101 | Charlie Hennigan, 1964 |
| 100 | Haywood Jeffires, 1991 |
| 96 | Derrick Mason, 2004 |
| 95 | Derrick Mason, 2003 |
| 94 | Delanie Walker , 2015 |
| 94 | Kendall Wright, 2013 |
| 90 | Drew Hill, 1991 |
| 90 | Haywood Jeffires, 1992 |

Game

| | |
|----|--------------------------------------|
| 13 | Charlie Hennigan, @ Boston, 10/13/61 |
|----|--------------------------------------|

| | |
|----|---|
| 13 | Haywood Jeffires, @ N.Y. Jets, 10/13/91 |
| 13 | Drew Bennett, @ Oakland, 12/19/04 |
| 12 | Sid Blanks, @ San Diego, 9/12/64 |
| 12 | Charlie Hennigan, @ Buffalo, 11/1/64 |
| 12 | Charlie Hennigan, vs. Boston, 11/29/64 |
| 12 | Derrick Mason, vs. Baltimore, 11/12/01 |
| 12 | Derrick Mason, @ NYG, 12/1/02 |
| 12 | Derrick Mason, @ San Diego, 10/3/04 |
| 12 | Drew Bennett, vs. KC, 12/13/04 |
| 12 | Kendall Wright, vs. Arizona, 12/15/13 |

Game, Opponent

| | |
|----|---|
| 12 | Cris Carter, @ Minnesota, 10/8/95 |
| 12 | Brian Westbrook, @ Philadelphia, 11/19/06 |
| 12 | Chad Johnson, @ Cincinnati, 11/25/07 |
| 12 | Reggie Wayne, @ Indianapolis, 12/30/07 |
| 12 | Jordy Nelson, @ Green Bay, 11/13/16 |
| 11 | Don Maynard, N.Y. Titans, 10/9/60 |
| 11 | Robert Scarpitto, Denver, 12/20/64 |
| 11 | Carl Pickens, @ Cincinnati, 11/13/94 |
| 11 | Marvin Harrison, @ Indianapolis, 11/3/02 |
| 11 | Andre Johnson, @ Houston, 12/14/08 |
| 11 | Brandon Lloyd, Denver, 10/3/10 |
| 11 | Odell Beckham Jr., N.Y. Giants, 12/7/14 |

| | |
|----|------------------------------------|
| 11 | Emmanuel Sanders, Denver, 12/11/16 |
|----|------------------------------------|

Most Consecutive Games, Pass Reception

| | |
|----|---------------------------------|
| 99 | Frank Wycheck, 1996-2002 |
| 82 | Ernest Givins, 1988-93 |
| 82 | Charlie Hennigan, 1960-66 |
| 76 | Delanie Walker , 2013-17 |
| 76 | Drew Hill, 1986-91 |
| 71 | Nate Washington, 2009-13 |
| 63 | Kendall Wright, 2012-16 |
| 58 | Bob McLeod, 1961-66 |
| 55 | Charley Frazier, 1962-68 |
| 53 | Haywood Jeffires, 1990-93 |
| 52 | Ken Burrough, 1973-77 |

Most Seasons, 50 or More Pass Receptions

| | |
|---|---------------------------------|
| 8 | Ernest Givins, 1986-93 |
| 6 | Drew Hill, 1985-86, 1988-91 |
| 6 | Haywood Jeffires, 1990-95 |
| 6 | Frank Wycheck, 1996-2001 |
| 5 | Delanie Walker , 2013-17 |
| 5 | Derrick Mason, 2000-04 |
| 4 | Charlie Hennigan, 1961-64 |
| 3 | Curtis Duncan, 1990-92 |
| 3 | Kendall Wright, 2012-14 |

YARDS

Career

| | |
|-------|---------------------------|
| 7,935 | Ernest Givins, 1986-94 |
| 7,477 | Drew Hill, 1985-91 |
| 6,907 | Ken Burrough, 1971-81 |
| 6,823 | Charlie Hennigan, 1960-66 |
| 6,119 | Haywood Jeffires, 1987-95 |

Season

| | |
|-------|------------------------|
| 1,746 | Charlie Hennigan, 1961 |
|-------|------------------------|

INDIVIDUAL RECORDS: PASS RECEIVING

| | |
|-------------|---|
| 1,561 | Charlie Hennigan, 1964 |
| Game | |
| 272 | Charlie Hennigan, @ Boston, 10/13/61 |
| 245 | Haywood Jeffires, @ Kansas City, 12/16/90 |
| 233 | Drew Bennett, vs. Kansas City, 12/13/04 |
| 232 | Charlie Hennigan, @ Buffalo, 10/29/61 |
| 225 | Kenny Britt, vs. Philadelphia, 10/24/10 |
| 210 | Drew Hill, @ Indianapolis, 12/22/85 |

| | |
|-----------------------|--------------------------------------|
| Game, Opponent | |
| 247 | Art Powell, @ Oakland, 12/22/63 |
| 238 | DeAndre Hopkins, @ Houston, 11/30/14 |
| 212 | Don Maynard, @ N.Y. Jets, 10/20/69 |
| 210 | Bake Turner, N.Y. Jets, 11/10/63 |

| | |
|---|---|
| Longest Pass Reception (All TDs) | |
| 98 | Willard Dewveall, vs. San Diego, 11/25/62 |
| 95 | Dick Compton, vs. Buffalo, 12/5/65 |
| 92 | Bill Groman, vs. Denver, 11/20/60 |

| | |
|---|-----------------------------------|
| Longest Pass Reception, Opponent (All TDs) | |
| 94 | Glenn Bass, Buffalo, 10/11/64 |
| 90 | Bob Scarpitto, @ Denver 10/17/65 |
| 86 | Warrick Dunn, @ Atlanta, 11/23/03 |

| | |
|--|---------------------------|
| Most Seasons, 1,000 or More Yds. Pass Receiving, Career | |
| 4 | Derrick Mason, 2001-04 |
| 3 | Charlie Hennigan, 1960-66 |
| 3 | Drew Hill, 1985-91 |

| | |
|---|---------------------------|
| Most Cons. Seasons, 1,000 or More Yds. Pass Rec., Career | |
| 4 | Derrick Mason, 2001-04 |
| 2 | Charlie Hennigan, 1963-64 |

| | |
|---|---------------------------|
| 2 | Tim Smith, 1983-84 |
| Most Games, 100 or More Yards Pass Receiving, Career | |
| 26 | Charlie Hennigan, 1960-66 |
| 24 | Drew Hill, 1985-91 |
| 18 | Ernest Givins, 1986-94 |

| | |
|---|------------------------|
| Most Games, 100 or More Yards Pass Receiving, Season | |
| 9 | Charlie Hennigan, 1964 |

TOUCHDOWNS

| | |
|---------------|---------------------------|
| Career | |
| 51 | Charlie Hennigan, 1960-66 |
| 47 | Ken Burrough, 1971-81 |
| 47 | Drew Hill, 1985-91 |
| 47 | Haywood Jeffires, 1987-95 |
| 46 | Ernest Givins, 1986-94 |

| | |
|---------------|------------------------|
| Season | |
| 17 | Bill Groman, 1961 |
| 12 | Bill Groman, 1960 |
| 12 | Charlie Hennigan, 1961 |
| 12 | Charles Frazier, 1966 |

| | |
|-------------|---|
| Game | |
| 3 | 17 times, last by Kenny Britt, vs. Philadelphia, 10/24/10 |

| | |
|-----------------------|---|
| Game, Opponent | |
| 4 | Art Powell, @ Oakland, 12/22/63 |
| 4 | Bob Hayes, @ Dallas, 12/20/70 |
| 3 | 11 times, last by Antonio Brown, @ Pittsburgh, 11/16/17 |

| | |
|--|------------------------|
| Most Consecutive Games Catching TD Pass | |
| 8 | Bill Groman, 1961 |
| 5 | Chris Sanders, 1995 |
| 5 | Kenny Britt, 2010 |
| 4 | Bill Groman, 1960 |
| 4 | Charlie Hennigan, 1961 |
| 4 | Dave Casper, 1982 |

| | |
|---|------------------------|
| 4 | Willie Davis, 1996 |
| 4 | Kevin Dyson, 2001 |
| 4 | Justin McCareins, 2003 |
| 4 | Kenny Britt, 2010-11 |

RECEIVING AVERAGE

| | |
|--|---------------------------|
| Career (minimum 200 receptions) | |
| 16.9 | Ken Burrough, 1971-81 |
| 16.6 | Charlie Hennigan, 1960-66 |
| 15.6 | Drew Hill, 1985-91 |
| 15.1 | Tim Smith, 1980-86 |
| 15.0 | Nate Washington, 2009-14 |
| 14.8 | Drew Bennett, 2001-06 |
| 14.6 | Ernest Givins, 1986-94 |
| 13.5 | Derrick Mason, 1997-04 |

| | |
|--|------------------------|
| Season (minimum 32 receptions per 16 games) | |
| 23.5 | Chris Sanders, 1995 |
| 23.5 | Bill Groman, 1961 |
| 22.0 | Charlie Joiner, 1971 |
| 21.3 | Charlie Hennigan, 1961 |
| 20.5 | Bill Groman, 1960 |
| 20.2 | Drew Hill, 1987 |
| 20.1 | Ken Burrough, 1975 |
| 19.8 | Charley Frazier, 1966 |

| | |
|------------------------------------|--|
| Game (minimum 3 receptions) | |
| 60.7 | Bill Groman, vs. Den, 11/20/60 (3 rec.) |
| 46.3 | Willard Dewveall, at SD, 11/25/62 (3 rec.) |
| 44.7 | Bill Groman, vs. Den, 11/05/61 (3 rec.) |
| 42.0 | Ernest Givins, at Cle, 11/22/87 (3 rec.) |
| 41.3 | Drew Bennett, at Ind, 12/05/04 (3 rec.) |
| 40.7 | Derrick Mason, vs. Cle, 12/02/01 (3 rec.) |
| 40.0 | Butch Woolfolk, vs. Mia, 09/08/85 (3 rec.) |

INDIVIDUAL RECORDS: PUNTING

PUNTS

| | |
|---------------|-----------------------------|
| Career | |
| 861 | Craig Hentrich, 1998-09 |
| 687 | Brett Kern , 2009-17 |
| 522 | Jim Norton, 1960-68 |
| 431 | Cliff Parsley, 1977-82 |
| 316 | Dan Pastorini, 1971-79 |
| 310 | Greg Montgomery, 1988-93 |

| | |
|---------------|----------------------|
| Season | |
| 96 | Rich Camarillo, 1994 |
| 93 | Cliff Parsley, 1979 |
| 91 | Cliff Parsley, 1978 |

| | |
|-------------|---|
| Game | |
| 11 | Rich Camarillo, vs. Pittsburgh, 11/6/94 |
| 11 | Rich Camarillo, @ Pittsburgh, 12/3/95 |

| | |
|-----------------------|---|
| 10 | 10 times, last by Brett Kern , at Miami, 10/8/17 |
| Game, Opponent | |
| 11 | Wayne Crow, @ Oakland, 9/11/60 |
| 11 | Bob Parsons, Chicago, 11/6/77 |
| 11 | Mark Royals, Pittsburgh, 11/6/94 |
| 10 | 7 times, last by Donnie Jones, Houston, 12/2/12 |

| | |
|---------------------|--|
| Longest Punt | |
| 79 | Brett Kern , vs. Indianapolis, 12/28/14 |
| 79 | Jim Norton, vs. Kansas City, 11/22/64 |
| 78 | Craig Hentrich, @ Pittsburgh, 1/2/2000 |
| 77 | Greg Montgomery, @ San Diego, 9/19/93 |

| | |
|-------------------------------|--------------------------------------|
| Longest Punt, Opponent | |
| 78 | Paul Maguire, @Buffalo, 9/21/69 |
| 78 | Marv Bateman, @Buffalo, 9/19/76 |
| 74 | Chris Hanson, Jacksonville, 11/20/05 |

AVERAGE GROSS YARDS

| | |
|--------------------------------------|-----------------------------|
| Career (minimum 250 attempts) | |
| 45.7 | Brett Kern , 2009-17 |
| 43.6 | Greg Montgomery, 1988-93 |
| 42.9 | Craig Hentrich, 1998-2009 |
| 42.1 | Jim Norton, 1960-68 |

| | |
|---------------|--------------------------|
| Season | |
| 49.7 | Brett Kern , 2017 |
| 47.6 | Brett Kern , 2012 |
| 47.4 | Brett Kern , 2015 |
| 47.2 | Craig Hentrich, 1998 |
| 46.9 | Greg Montgomery, 1992 |

INDIVIDUAL RECORDS: PUNTING

46.8 **Brett Kern**, 2014
 45.6 Greg Montgomery, 1993
 45.0 Greg Montgomery, 1990

Game (4 punts)

59.2 Greg Montgomery vs. Buffalo, 12/27/92
 57.6 Greg Montgomery @ San Diego, 9/19/93
 57.5 Craig Hentrich vs. Jacksonville, 11/4/01
 56.8 **Brett Kern** vs. Seattle, 9/24/17
 56.5 **Brett Kern** vs. Cincinnati, 11/12/17
 55.3 Craig Hentrich vs. Pittsburgh, 11/15/98
 54.9 **Brett Kern** @ Miami, 10/8/17
 54.7 **Brett Kern** vs. Indianapolis, 12/28/14
 54.4 Brett Kern @ New England, 12/20/15
 53.5 **Brett Kern** @ Seattle, 1/3/10

Game, Opponent (4 punts)

58.3 Rohn Stark, @ Indianapolis, 9/13/92
 55.4 Brad Maynard, vs. N.Y. Giants, 10/1/00
 55.3 Dave Jennings, @ N.Y. Giants, 12/5/82
 55.1 Paul Maguire, @ Buffalo, 9/21/69
 55.0 Lee Johnson, vs. Cincinnati, 10/24/93
 55.0 Chris Jones, vs. Dallas, 9/14/14

AVERAGE NET YARDS
(SINCE 1976)**Career (minimum 250 attempts)**

40.4 **Brett Kern**, 2009-17
 37.2 Craig Hentrich, 1998-09
 36.6 Greg Montgomery, 1988-93
 32.3 Cliff Parsley, 1977-82

Season (minimum 40 attempts per 16 games)

44.6 **Brett Kern**, 2017
 40.8 **Brett Kern**, 2014
 40.4 **Brett Kern**, 2012
 40.3 **Brett Kern**, 2015
 39.7 **Brett Kern**, 2013
 39.4 **Brett Kern**, 2011
 39.2 Craig Hentrich, 1998
 39.1 Greg Montgomery, 1993
 39.1 **Brett Kern**, 2010
 38.6 **Brett Kern**, 2016
 38.1 Craig Hentrich, 1999
 38.0 Craig Hentrich, 2004
 38.0 Reggie Roby, 1996

Game (minimum 4 punts)

50.2 **Brett Kern** @ Miami, 10/8/17
 49.8 Greg Montgomery vs. San Diego, 9/19/93
 49.4 Greg Montgomery vs. Buffalo, 12/27/92
 49.0 **Brett Kern** @ Jacksonville, 11/25/12
 48.8 **Brett Kern** @ Baltimore, 11/9/14
 48.7 **Brett Kern** vs. Houston, 10/26/14
 48.6 **Brett Kern** @ San Diego, 9/16/12

48.5 Craig Hentrich vs. Jacksonville, 11/4/01
 48.2 **Brett Kern** vs. Seattle, 9/24/17
 48.0 **Brett Kern** @ Miami, 11/11/12
 47.2 **Brett Kern** @ New England, 12/20/15
 47.0 **Brett Kern** @ Indianapolis, 1/3/16
 46.8 **Brett Kern** vs. Baltimore, 11/5/17
 46.7 **Brett Kern** @ Arizona, 12/10/17
 46.6 **Brett Kern** @ Houston, 9/15/13
 46.5 **Brett Kern** @ Seattle, 1/3/10

Game, Opponent (minimum 4 punts)

59.5 Rohn Stark, @ Indianapolis, 9/13/92
 50.0 Pat McAfee, vs. Indianapolis, 9/27/15
 49.8 Pat McAfee, @ Indianapolis, 12/9/12
 49.5 Shane Lechler, vs. Oakland, 9/12/10
 49.4 Matt Haack, @ Miami, 10/8/17
 49.3 Josh Miller, vs. Pittsburgh, 11/21/99
 49.0 Kevin Huber, @ Cincinnati, 9/21/14
 48.0 Ben Graham, vs. Arizona, 11/29/09
 48.0 Brian Hansen, vs. N.Y. Jets, 12/24/94
 47.7 Kevin Huber, vs. Cincinnati, 11/12/17

INDIVIDUAL RECORDS: PUNT RETURNS

Most Seasons Leading Team

5 Carl Roaches, 1980-84
 5 Derrick Mason, 1998-2001, 2004
 4 Billy Johnson, 1974-80
 4 Bobby Jancik, 1962-67

Most Consecutive Seasons Leading Team

5 Carl Roaches, 1980-84
 4 Billy Johnson, 1974-80
 4 Bobby Jancik, 1962-67
 4 Derrick Mason, 1998-2001

PUNT RETURNS

Career

182 Derrick Mason, 1997-2004
 155 Billy Johnson, 1974-80
 151 Carl Roaches, 1980-84
 104 Willie Drewrey, 1985-88, 1993
 102 Marc Mariani, 2010-11, 2016

Season

51 Derrick Mason, 2000
 47 Carl Roaches, 1980
 46 Marc Mariani, 2011
 41 Willie Drewrey, 1993
 40 Billy Johnson, 1975
 39 Carl Roaches, 1981
 38 Billy Johnson, 1976

Game

8 Pacman Jones, @ Miami, 12/24/05
 7 Billy Johnson, vs. Tampa Bay, 9/12/76
 7 Willie Drewrey, vs. Indianapolis, 11/23/86

Game, Opponent

7 Mike Fuller, San Diego, 12/17/78
 7 Ron Fellows, Dallas, 12/13/82
 7 Eric Metcalf, Cleveland, 11/8/92
 6 6 times, last by Travis Benjamin, @ Cleveland, 9/20/15

YARDS GAINED

Career

2,040 Billy Johnson, 1974-80
 1,590 Derrick Mason, 1997-2004
 1,095 Carl Roaches, 1980-84
 1,054 Marc Mariani, 2010-11, 2016
 771 Willie Drewrey, 1985-88, 1993

Season

662 Derrick Mason, 2000
 612 Billy Johnson, 1975
 539 Billy Johnson, 1977

Game

160 Darius Reynaud, vs. Jacksonville, 12/30/12
 127 Billy Johnson, vs. Cincinnati, 10/5/75
 117 Derrick Mason, vs. Cleveland, 11/19/2000
 113 Billy Johnson, @ San Francisco, 12/7/75
 110 Billy Johnson, vs. Cleveland, 10/16/77
 104 Billy Johnson, @ Cleveland, 9/22/74
 104 Carl Roaches, @ Cincinnati, 9/28/80
 103 Billy Johnson, vs. N.Y. Jets, 9/18/77
 103 Marc Mariani, @ Carolina, 11/13/11
 101 Pacman Jones, vs. New England, 12/31/06

Game, Opponent

161 Pete Athas, New Orleans, 10/3/76
 154 Travis Benjamin, @ Cleveland, 9/20/15
 133 Bruce Taylor, San Francisco, 11/15/70
 126 Billy Johnson, Boston, 11/5/67
 105 Dennis Northcutt, Cleveland, 9/22/02
 102 R.W. McQuarters, Chicago, 11/14/04
 100 Jon Stagers, Green Bay, 11/19/72

INDIVIDUAL RECORDS: PUNT RETURNS

Longest Punt Return (All TDs)

| | |
|----|--|
| 90 | Pacman Jones, @ Philadelphia, 11/19/06 |
| 87 | Billy Johnson, vs. Cleveland, 10/16/77 |
| 87 | Marc Mariani, vs. Washington, 11/21/10 |
| 83 | Billy Johnson, vs. Miami, 11/16/75 |

Longest Return, Opponent (All TDs)

| | |
|----|--------------------------------------|
| 93 | Bill Baird, N.Y. Jets, 11/10/63 |
| 85 | Jon Staggers, Green Bay, 11/19/72 |
| 83 | Phillip Buchanan, @ Oakland, 9/29/02 |
| 82 | Keith Moody, Buffalo, 10/15/78 |
| 82 | Corey Sawyer, Cincinnati, 9/25/94 |

YARDAGE AVERAGE

| | |
|---------------|------------------------|
| Career | |
| 13.2 | Billy Johnson, 1974-80 |
| Season | |
| 15.4 | Billy Johnson, 1977 |

TOUCHDOWNS

| | |
|---------------|------------------------|
| Career | |
| 5 | Billy Johnson, 1974-80 |
| 4 | Pacman Jones, 2005-06 |
| Season | |
| 3 | Billy Johnson, 1975 |
| 3 | Pacman Jones, 2006 |

Game

| | |
|---|--|
| 2 | Darius Reynaud, vs. Jacksonville (69 and 81 yards), 12/30/12 |
| 1 | 19 times, last by Tommie Campbell (65 yds), vs. Detroit, 9/23/12 |

Game, Opponent

| | |
|---|---|
| 1 | 15 times, last by Jakeem Grant (74 yds), @ Miami, 10/9/16 |
|---|---|

INDIVIDUAL RECORDS: KICKOFF RETURNS

KICKOFF RETURNS

Most Seasons Leading Team

| | |
|---|------------------------|
| 4 | Billy Jancik, 1962-67 |
| 4 | Billy Johnson, 1974-80 |
| 4 | Carl Roaches, 1980-84 |

Most Consecutive Seasons Leading Team

| | |
|---|------------------------|
| 4 | Billy Johnson, 1974-77 |
|---|------------------------|

Career

| | |
|-----|-----------------------------|
| 158 | Bobby Jancik, 1962-67 |
| 156 | Derrick Mason, 1997-2004 |
| 150 | Carl Roaches, 1980-84 |
| 121 | Billy Johnson, 1974-80 |
| 118 | Marc Mariani, 2010-11, 2016 |
| 111 | Mel Gray, 1995-97 |

Season

| | |
|----|----------------------|
| 60 | Marc Mariani, 2010 |
| 53 | Darius Reynaud, 2012 |
| 53 | Mel Gray, 1995 |
| 50 | Mel Gray, 1996 |
| 50 | Bobby Wade, 2006 |
| 45 | Bobby Jancik, 1963 |
| 43 | Pacman Jones, 2005 |
| 42 | Mike Archie, 1998 |
| 42 | Derrick Mason, 2000 |

Game

| | |
|---|--------------------------------------|
| 8 | Bobby Jancik, vs. Boston, 12/8/63 |
| 8 | Bobby Jancik, @ Oakland, 12/22/63 |
| 8 | Jason McAddley, vs. Denver, 12/25/04 |

Game, Opponent

| | |
|---|--|
| 8 | Brian Baschnagel, Chicago, 11/6/77 |
| 8 | Antonio Chatman, @ Green Bay, 12/12/04 |
| 7 | Bo Roberson, @ Oakland, 12/22/63 |
| 7 | Glyn Milburn, Denver, 11/26/95 |
| 7 | David Dunn, @ Cincinnati, 9/24/95 |
| 7 | Aveion Cason, @ Detroit, 11/27/08 |

| | |
|---|--------------------------------------|
| 7 | Deji Karim, @ Jacksonville, 10/18/10 |
|---|--------------------------------------|

YARDS GAINED

| | |
|---------------|-----------------------------|
| Career | |
| 4,185 | Bobby Jancik, 1962-67 |
| 3,496 | Derrick Mason, 1997-2004 |
| 3,276 | Carl Roaches, 1980-84 |
| 2,902 | Billy Johnson, 1974-80 |
| 2,838 | Marc Mariani, 2010-11, 2016 |
| 2,592 | Mel Gray, 1995-97 |

Season

| | |
|-------|----------------------|
| 1,530 | Marc Mariani, 2010 |
| 1,317 | Bobby Jancik, 1963 |
| 1,240 | Darius Reynaud, 2012 |
| 1,224 | Mel Gray, 1996 |
| 1,194 | Bobby Wade, 2006 |
| 1,183 | Mel Gray, 1995 |
| 1,132 | Derrick Mason, 2000 |
| 1,127 | Pacman Jones, 2005 |

Game

| | |
|-----|------------------------------------|
| 240 | Bobby Jancik, @ Oakland, 12/22/63 |
| 221 | Bobby Jancik, vs. Boston, 12/8/63 |
| 209 | Leon Washington, @ Denver, 12/8/13 |

Game, Opponent

| | |
|-----|---|
| 185 | Brian Baschnagel, Chicago, 11/6/77 |
| 178 | Glyn Milburn, Denver, 11/26/95 |
| 168 | Deji Karim, @ Jacksonville, 10/18/10 |
| 167 | LaRod Stephens-Howling, Arizona, 11/29/09 |

Longest Kickoff Return (All TDs)

| | |
|-----|--------------------------------------|
| 105 | Darius Reynaud, vs. Detroit, 9/23/12 |
| 104 | Ken Hall, @ N.Y. Titans, 10/23/60 |
| 103 | Bob Gresham, @ Cincinnati, 9/23/73 |

| | |
|-----|---|
| 101 | Derrick Mason, @ Cincinnati, 11/18/01 |
| 100 | Marc Mariani (16 yards) & Tommie Campbell (84 yards), vs. Tampa Bay, 11/27/11 |
| 98 | Marc Mariani, vs. Denver, 10/3/10 |
| 97 | Carl Roaches, vs. Pittsburgh, 9/18/83 |
| 96 | Carl Roaches, vs. Cincinnati, 10/4/81 |

Longest Kickoff Return, Opponent (All TDs)

| | |
|-----|---|
| 107 | Josh Huff, @ Philadelphia, 11/23/14 |
| 101 | Eric Metcalf, Cleveland, 12/9/90 |
| 100 | Art Baker, @ Buffalo, 9/9/62 |
| 100 | Goldie Sellers, @ Denver, 10/2/66 |
| 99 | Tremain Mack, @ Cincinnati, 11/14/99 |
| 99 | LaRod Stephens-Howling, Arizona, 11/29/09 |
| 98 | Alvis Whitted, Jacksonville, 12/26/99 |
| 97 | Marc Logan, Miami, 10/1/89 |

AVERAGE YARDAGE

Career (75 returns)

| | |
|------|-----------------------------|
| 26.5 | Bobby Jancik, 1962-67 |
| 24.1 | Marc Mariani, 2010-11, 2016 |
| 24.0 | Billy Johnson, 1974-80 |
| 23.4 | Mel Gray, 1995-97 |
| 22.4 | Derrick Mason, 1997-2004 |
| 21.8 | Carl Roaches, 1980-84 |

Season

| | |
|------|--------------------|
| 31.3 | Ken Hall, 1960 |
| 30.3 | Bobby Jancik, 1962 |

TOUCHDOWNS

Career

| | |
|---|------------------------|
| 2 | Billy Johnson, 1974-80 |
| 2 | Carl Roaches, 1980-84 |

INDIVIDUAL RECORDS: KICKOFF RETURNS

Season

1 16 times, last by Darius Reynaud, 2012

Game

1 16 times, last by Darius Reynaud, vs. Detroit, 9/23/12

Game, Opponent

1 12 times, last by Josh Huff, @ Philadelphia, 11/23/14

INDIVIDUAL RECORDS: COMBINED YARDS

Combined Yards = Rushing + Receiving + Interception Returns + Kickoff Returns + Punt Returns + Fumble Returns

Career

12,153 Eddie George, 1996-03 (10,009 rushing, 2,144 receiving)
11,202 Derrick Mason, 1997-2004 (6,114 rec., 3,496 KO returns, 1,590 PR, 2 rushing)
9,985 Chris Johnson, 2008-2013 (7,966 rushing, 2,003 receiving, 17 KO returns)
9,292 Earl Campbell, 1978-84 (8,574 rushing, 718 receiving)
8,704 Ernest Givins, 1986-94 (7,935 receiving, 397 PR, 345 rushing, 27 KO returns)

7,500 Drew Hill, 1985-91 (1 rushing, 7,477 receiving, 22 KO returns)
7,421 Ken Burrough, 1971-81 (6,907 receiving, 455 KO returns, 59 rushing)

Season

2,690 Derrick Mason, 2000 (1 rushing, 895 receiving, 1,132 kickoff returns, 662 punt returns)
2,509 Chris Johnson, 2009 (2,006 rushing, 503 receiving)
2,043 Billy Cannon, 1961, (948 rushing, 586 receiving, 70 punt returns, 439 kickoff returns)
2,004 Derrick Mason, 2001, (1,128 receiving, 748 kick returns, 128 punt returns)

Game

373 Billy Cannon, @ N.Y. Titans, 12/10/61

INDIVIDUAL RECORDS: YARDS FROM SCRIMMAGE

Scrimmage Yards = Rushing + Receiving

Career

12,153 Eddie George, 1996-2003 (10,009 rushing, 2,144 receiving)
9,968 Chris Johnson, 2008-2013 (7,966 rushing, 2,003 receiving)
9,292 Earl Campbell, 1978-1984 (8,574 rushing, 718 receiving)
8,280 Ernest Givins, 1986-1994 (345 rushing, 7,935 receiving)
7,478 Drew Hill, 1985-1991 (1 rushing, 7,477 receiving)

Season

*2,509 Chris Johnson, 2009 (2,006 rushing, 503 receiving)
1,981 Earl Campbell, 1980 (1,934 rushing, 47 receiving)
1,962 Eddie George, 2000 (1,509 rushing, 453 receiving)
* Denotes NFL Record

Game

330 Billy Cannon, @ N.Y. Titans, 12/10/61
284 Chris Johnson, vs. Houston, 9/20/09

249 Eddie George, vs. Oakland, 12/9/99

INDIVIDUAL RECORDS: INTERCEPTIONS

Most Seasons Leading Team

5 Darryll Lewis, 1991-98
4 Samari Rolle, 1998-04
4 Michael Griffin, 2008, 2010-12
3 Jason McCourty, 2011, 2012, 2014
3 Jim Norton, 1960-68

Most Consecutive Seasons Leading Team

5 Darryll Lewis, 1994-98

Career

45 Jim Norton, 1960-68
31 Cris Dishman, 1988-96
30 Freddy Glick, 1961-66
27 Tony Banfield, 1960-65

27 W.K. Hicks, 1964-69
27 Darryll Lewis, 1991-98
26 Mike Reinfeldt, 1976-83
25 Ken Houston, 1967-72
25 Michael Griffin, 2007-15
24 Zeke Moore, 1967-77
23 Willie Alexander, 1971-79
23 Samari Rolle, 1998-2004

Season

12 Freddy Glick, 1963
12 Mike Reinfeldt, 1979
10 Miller Farr, 1967

Game

3 Nine players, last by Kevin Byard, @ Cleveland, 10/22/17

Game, Opponent

4 Bobby Hunt, @ Kansas City, 10/4/64
3 8 times, last by Glover Quin, @ Houston, 11/28/10

Consecutive Games Intercepted By

5 Pete Jaquess, 1964
4 Freddy Glick, 1963
4 Jim Norton, 1967
4 Miller Farr, 1967
4 Cris Dishman, 1991, 1993

INDIVIDUAL RECORDS: INTERCEPTIONS

4 Bo Orlando, 1991
4 Michael Griffin, 2010

YARDS GAINED

Career

650 Ken Houston, 1967-72
592 Jim Norton, 1960-68
540 Darryll Lewis, 1991-98
457 W.K. Hicks, 1964-69

Season

264 Miller Farr, 1967
220 Ken Houston, 1971
205 Mike Reinfeldt, 1979

Game

128 Miller Farr, @ N.Y. Jets, 10/15/67
115 Michael Griffin, vs. Pittsburgh, 12/21/08
109 Zach Brown, vs. Jacksonville, 12/30/12

Game, Opponent

177 Charlie McNeil, @ San Diego, 9/24/61
108 Bobby Hunt, @ Kansas City, 10/4/64
100 Rod Woodson, @ Oakland, 9/29/02

Longest Interception Returns (All TDs)

99 Cortland Finnegan, vs. Houston, 9/21/08
98 Pete Jaquess, @ Oakland, 9/19/64
98 Darryll Lewis, @ Chicago, 10/22/95
97 Jordan Babineaux, @ Cleveland, 10/2/11
95 Willie Alexander, @ Green Bay, 9/25/77

Longest Interception Returns, Opponent (All TDs)

98 Bob Suci, @ Boston, 11/1/63
95 Marlon McCree, @ Houston, 12/21/03
91 Booker Edgerson, @ Buffalo, 11/1/64
86 Glen Edwards, Pittsburgh, 9/30/73
85 Adam Archuleta, @ St. Louis, 9/25/05
82 Rod Woodson, @ Oakland, 9/29/02

TOUCHDOWNS

Career

9 Ken Houston, 1967-72
5 Miller Farr, 1967-69
5 Darryll Lewis, 1991-98

Season

4 Ken Houston, 1971

Game

2 Zach Brown, vs. Jacksonville, 12/30/12
2 Miller Farr, vs. Buffalo, 12/7/68
2 Ken Houston, vs. San Diego, 12/19/71

Game, Opponent

2 Lemar Parrish, Cincinnati, 12/17/72
1 many times, last by John Simon, vs. Indianapolis, 10/16/17

INDIVIDUAL RECORDS: SACKS

Career

105 Elvin Bethea, 1968-83
74.5 Ray Childress, 1985-95
66 Jesse Baker, 1979-87

Season

17 Elvin Bethea, 1973
15.5 Jesse Baker, 1979
15 William Fuller, 1991
14.5 Jevon Kearse, 1999

Game

4 Ed Hussmann, vs. Dallas, 11/4/62
4 Ed Hussmann, vs. N.Y. Jets, 11/14/62

4 Elvin Bethea, @ San Diego, 10/17/76
4 Jesse Baker, vs. Kansas City, 9/16/79
4 William Fuller, vs. Pittsburgh, 11/28/93
3.5 Jason Jones, vs. Pittsburgh, 12/21/08
3 34 times, last by Kyle Vanden Bosch, vs. NY Jets, 12/23/07

Consecutive Games, One or More Sacks

8 Curley Culp, 1974-75
8 Jevon Kearse, 1999
7 Sean Jones, 1990
6 Jesse Baker, 1979

6 Jesse Baker, 1981-82
6 Jevon Kearse, 2003
5 **Brian Orakpo**, 2016
5 William Fuller, 1991

Most Games with Two or More Sacks, Career

26 Elvin Bethea, 1968-83
13 Jesse Baker, 1979-87
13 Ray Childress, 1985-95
12 Sean Jones, 1988-93
10 Jevon Kearse, 1999-2003

INDIVIDUAL RECORDS: FUMBLE RETURNS

Opponents' Fumble Returned for TD's, Career

4 Keith Bulluck, 2000-09
3 Doug Cline, 1960-66
3 Marcus Robertson, 1991-2000
2 Johnny Peacock, 1969-70
2 Robert Lyles, 1984-90
2 Ray Childress, 1985-95
2 Cris Dishman, 1988-96
2 Antwan Odom, 2004-07
2 Jason McCourty, 2009-16
2 **Wesley Woodyard**, 2014-17

Opponents' Fumble Returned for TD's, Season

2 Doug Cline, 1961
2 Marcus Robertson, 1997

2 Antwan Odom, 2005

Opponents' Fumble Returned for TD's, Game

1 56 times, last by **Wesley Woodyard** vs. L.A. Rams, 12/24/17

Longest Fumble Return (All TDs)

96 C.L. Whittington, @ New Orleans, 10/3/76
93 Robert Lyles, @ Cincinnati, 10/19/86
92 Cortland Finnegan, vs. Jacksonville, 12/17/06

INDIVIDUAL RECORDS: BLOCKED KICKS

Blocked Punts Returned for Touchdowns, Career

2 Cris Dishman, 1988-96

Blocked Punts Returned for Touchdowns, Game

1 13 times, last by **Jason McCourty**, vs. Indianapolis, 10/30/11

Blocked Field Goals Returned for Touchdowns, Game

1 Mark Johnston, 62 yards (11/26/61 vs. Denver)

1 Tony Banfield, 50 yards (12/9/62 vs. Oak.)
1 Ken Houston, 71 yards (10/15/67 @ N.Y. Jets)
1 Donald Mitchell, 69 yards (10/21/01 @ Detroit)

Blocked Field Goal, Last Time

1 **Brian Orakpo** at New Orleans, 11/8/15

Blocked Punt, Last time

1 Tim Shaw vs. Pittsburgh, 10/11/12

TEAM RECORDS: GAMES WON & LOST

GAMES WON

Most Consecutive Games Won

13 (Dec. 16, 2007-Nov. 16, 2008)
11 (Oct. 17, 1993-Jan. 2, 1994)

Most Consecutive Games Without Defeat

13 (Dec. 16, 2007-Nov. 16, 2008)
11 (Oct. 13, 1961-Sept. 9, 1962)
11 (Oct. 17, 1993-Jan. 2, 1994)

Most Games Won, Season

13 (1999, 2000, 2008)
12 (1993, 2003)
11 (1962, 1979, 1980, 1991, 2002)

Most Consecutive Games Won, Season

11 (Oct. 17, 1993-Jan. 2, 1994)

Most Consecutive Games Won, Start of Season

10 (Sept. 7-Nov. 16, 2008)
3 (Sept. 12-Sept. 26, 1999)
3 (Sept. 1-Sept. 16, 1991)

Most Consecutive Games Won, End of Season

11 (Oct. 17, 1993-Jan. 2, 1994)

Most Consecutive Games Without Defeat, Season

11 (Oct. 17, 1993-Jan. 2, 1994)

Most Consecutive Games w/out Defeat, Start of Season

10 (Sept. 7-Nov. 16, 2008)
3 (Sept. 12-Sept. 26, 1999)
3 (Sept. 1-Sept. 16, 1991)

Most Consecutive Games w/out Defeat, End of Season

11 (Oct. 17, 1993-Jan. 2, 1994)

Most Home Games Won, Season

8 (1999)
7 (1988, 1991, 1993, 2000, 2003, 2008)

Most Consecutive Home Games Won

12 (Sept. 12, 1999-Nov. 5, 2000)
10 (Oct. 6, 2002-Nov. 16, 2003)
9 (Dec. 6, 1987-Nov. 20, 1988)
9 (Nov. 26, 1990-Nov. 17, 1991)

Most Consecutive Home Games Without Defeat

12 (Sept. 12, 1999-Nov. 5, 2000)
10 (Oct. 6, 2002-Nov. 16, 2003)
9 (Dec. 6, 1987-Nov. 20, 1988)
9 (Nov. 26, 1990-Nov. 17, 1991)

Most Road Games Won, Season

6 (1996, 2000, 2008)

Most Consecutive Road Games Won

8 (Dec. 16, 2007-Nov. 27, 2008)
5 (Oct. 29, 1961-Sept. 9, 1962)
5 (Oct. 17-Dec. 25, 1993)
5 (Nov. 19, 2006-Sept. 24, 2007)

Most Consecutive Road Games Without Defeat

8 (Dec. 16, 2007-Nov. 27, 2008)
6 (Oct. 13, 1961-Sept. 9, 1962)

Most Shutout Games Won or Tied, Season

2 (1966, 1977, 1993)

Overtime Wins, Regular Season

30-27 (@ Cincinnati, 9/23/79)
27-24 (vs. N.Y. Jets, 10/28/79)
23-20 (vs. Pittsburgh, 12/2/84)
17-14 (@ Indianapolis, 9/4/88)
26-23 (vs. Dallas, 11/10/91)
23-20 (vs. Kansas City, 9/20/92)
30-27 (@ Cincinnati, 10/6/96)
24-21 (vs. Oakland, 8/31/97)
17-14 (vs. Kansas City, 9/10/00)
31-28 (vs. Tampa Bay, 10/14/01)
32-29 (@ N.Y. Giants, 12/1/02)
26-20 (@ Houston, 12/10/06)
19-16 (vs. Green Bay, 11/2/08)
27-24 (vs. Miami, 12/20/09)
44-41 (vs. Detroit, 9/23/12)

34-28 (@ New Orleans, 11/8/15)
12-9 (@ Cleveland, 10/22/17)

GAMES LOST

Most Consecutive Games Lost

18 (Oct. 9, 1972-Oct. 28, 1973)

Most Consecutive Games Without a Victory

18 (Oct. 9, 1972-Oct. 28, 1973)

Most Games Lost, Season

14 (1983, 1994, 2014)

Most Consecutive Games Lost, Season

11 (Oct. 9-Dec. 17, 1972)

Most Consecutive Games Lost, Start of Season

10 (Sept. 4-Nov. 6, 1983)

Most Consecutive Games Lost, End of Season

11 (Oct. 9-Dec. 17, 1972)

Most Consecutive Games Without Victory, Season

11 (Oct. 9-Dec. 17, 1972)

Most Consecutive Games Without Victory, Start of Season

10 (Sept. 4-Nov. 6, 1983)

Most Consecutive Games Without Victory, End of Season

11 (Oct. 9-Dec. 17, 1972)

Most Consecutive Home Games Lost

13 (Oct. 9, 1972-Dec. 16, 1973)

Most Consecutive Home Games Without Victory

13 (Oct. 9, 1972-Dec. 16, 1973)

Most Consecutive Road Games Lost

23 (Sept. 27, 1981-Nov. 4, 1984)

TEAM RECORDS: GAMES WON & LOST

Most Consecutive Road Games Without Victory

23 (Sept. 27, 1981-Nov. 4, 1984)

Most Shutout Games Lost or Tied, Season

2 (1972, 1985)

TIE GAMES

Ties

31-31 (@ Boston, 10/13/61)
 28-28 (@ N.Y. Jets, 10/15/67)
 31-31 (vs. Cincinnati, 11/9/69)
 20-20 (@ Denver, 11/16/69)
 31-31 (@ San Diego, 10/25/70)
 13-13 (vs. New Orleans, 10/3/71)

Most Tie Games, Season

2 (1969)

TEAM RECORDS: SCORING

Most Points, Season

513 (1961)
 435 (2003)
 424 (1988)

Fewest Points, Season

136 (1982, nine games)
 199 (1967)

Most Points, Game

58 (vs. Cleveland, 12/9/90)
 56 (vs. N.Y. Titans, 10/14/62)
 55 (vs. Oakland, 9/9/61)
 55 (at Denver, 11/5/61)
 49 (vs. San Diego, 12/19/71)
 49 (at Oakland, 12/22/63)
 49 (vs. N.Y. Titans, 11/19/61)
 48 (vs. Cincinnati, 10/14/90)
 48 (at N.Y. Titans, 12/10/61)
 48 (at Green Bay, 10/11/04)

Most Points, Both Teams, Game

101 (Oakland 52, Oilers 49, @ Oakland, 12/22/63)
 88 (Buffalo 47, Oilers 41, @ Houston, 9/24/89)

Fewest Points, Game

0 (19 times, last @ Houston, 11/28/10)

Fewest Points, Both Teams, Game

6 (Oilers 6, Pittsburgh 0, @ Houston, 12/4/80)

Most Points, Shutout Victory, Game

55 (Oilers vs. Oakland, 9/9/61)

Fewest Points, Shutout Victory, Game

6 (Oilers vs. Pittsburgh, 12/4/80)

Largest Margin of Victory, Game

55 (Oilers 55, Oakland 0, @ Houston, 9/9/61)

Largest Margin of Defeat, Game

59 (Titans 0 at New England 59, 10/18/09)

54 (Oilers 7 at Cincinnati 61, 12/17/89)

Smallest Margin of Victory, Game

1 (11 times, last Titans 16, Lions 15, @ Det., 9/18/16)

Smallest Margin of Defeat, Game

1 (20 times, last Bills 14 @ Titans 13, 10/11/15)

Most Points Overcome to Win Game

23 (Oilers @ New England, 11/12/78)

Most Points, One Half

45 (vs. Cleveland, 12/9/90)

Most Points, First Quarter

24 (@ Indianapolis, 12/5/04)
 21 (vs. Green Bay, 11/13/16)
 21 (@ Tampa Bay, 9/13/15)
 21 (vs. Houston, 12/19/10)
 21 (@ Detroit, 11/27/08)
 21 (vs. St. Louis, 10/31/99)

Most Points, Second Quarter

31 (vs. Cleveland, 12/9/90)

Most Points, Third Quarter

28 (twice, last vs. San Diego, 12/19/71)

Most Points, Fourth Quarter

27 (vs. Philadelphia, 10/24/10)
 24 (vs. Denver, 11/26/61)
 24 (vs. N.Y. Giants, 11/26/06)
 24 (vs. Buffalo, 11/15/09)

Most Consecutive Games Scoring

160 (Nov. 14, 1999 - Dec. 21, 2008)
 155 (Dec. 3, 1989 - Oct. 31, 1999)
 121 (1977-85)

TOUCHDOWNS

Most Touchdowns, Season

66 (1961)

Fewest Touchdowns, Season

18 (1967)

Most Touchdowns, Game

8 (Oilers vs. N.Y. Titans, 10/14/62;
 Oilers vs. Clev., 12/9/90)

Most Touchdowns, Both Teams, Game

14 (Oilers 7, Oakland 7, @ Oakland, 12/22/63)

POINTS AFTER TOUCHDOWN

Most PATs, Season

65 (1961)

Most PATs, Game

8 (Oilers vs. N.Y. Titans, 10/14/62)
 7 (four times, last vs. Cleveland, 12/9/90)

Most PATs, Both Teams, Game

14 (Oilers 7, Oakland 7, @ Oakland, 12/22/63)

TWO-POINT CONVERSIONS

Most Two-Point Conversions, Season

4 (1994)

Most Two-Point Conversions, Opponent, Season

4 (1999)
 4 (1998)

Most Two-Point Conversions, Game

2 (vs. N.Y. Jets, 9/10/06)
 1 (27 times, last at N.Y. Jets, 12/13/15)

Most Two-Point Conversions, Opponent, Game

3 (@ Pittsburgh, 11/1/98)

Most Two-Point Conversion Attempts, Season

7 (1994)

TEAM RECORDS: SCORING

Most Two-Point Conversion Attempts, Opp., Season

6 (1999)

FIELD GOALS

Most Field Goals Attempted, Season

42 (2017)
40 (1969)
39 (2007)
38 (1996)
37 (1989)

Most Field Goals Attempted, Game

8 (at Houston, 10/21/07)
6 (four times, last vs. Atlanta, 12/5/93)

Most Field Goals Attempted, Both Teams, Game

10 (Buffalo 7, @ Oilers 3, 12/5/65)

9 (Tennessee 6, @ New England 3, 10/5/03)
9 (Washington 6, @ Tennessee 3, 11/21/10)
9 (Detroit 4, @ Tennessee 5, 9/23/12)
9 (Tennessee 3, @ Oakland 6, 11/24/13)
9 (Tennessee 3, @ San Francisco 6, 12/17/17)

Most Field Goals, Season

36 (1998)
35 (2017)
35 (2007)
32 (1996)
29 (1993, 2008, 2011)

Fewest Field Goals, Season

8 (1968)

Most Field Goals, Game

8 (@ Houston, 10/21/07)

5 (vs. Miami, 9/28/69; @ Philadelphia, 12/3/00)

Most Field Goals, Both Teams, Game

9 (Tennessee 3, @ San Francisco 6, 12/17/17)
8 (Tennessee 3, @ Buffalo 5, 12/24/06)
8 (Tennessee 8, @ Houston 0, 10/21/07)
8 (Indianapolis 3, @ Tennessee 5, 10/16/17)
7 (17 times, last Tennessee 4, @ Cleveland 3, 10/22/17)

TEAM RECORDS: FIRST DOWNS

Most First Downs, Season

376 (1990)

Fewest First Downs, Season

138 (1982, nine games)
199 (1976)

Most First Downs, Game

34 (vs. Cleveland, 12/9/90)

Fewest First Downs, Game

4 (at Cleveland, 10/21/73)
5 (vs. Jacksonville, 12/17/06)

Most First Downs, Both Teams, Game

57 (Tennessee 21, Detroit 36, @ Tennessee, 9/23/12, OT)
56 (Tennessee 32, Arizona 24, @ Tennessee, 12/15/13, OT)
56 (Houston 33, Buffalo 23, @ Houston, 9/24/89, OT)
55 (Tennessee 24, San Diego 31, @ San Diego, 11/6/16)

55 (Tennessee 31, NYG 24, @ New York, 12/1/02, OT)

Most First Downs Rushing, Season

155 (1980)

Fewest First Downs Rushing, Season

52 (1982, nine games)
62 (1971)

Most First Downs Rushing, Game

17 (twice, last @ Green Bay, 12/14/80)

Fewest First Downs Rushing, Game

0 (five times, last @ N.Y. Jets, 12/13/15)

Most First Downs Passing, Season

251 (1990)

Fewest First Downs Passing, Season

81 (1982, nine games)
86 (1967)

Most First Downs Passing, Game

28 (@ Oakland, 12/19/04)

Fewest First Downs Passing, Game

0 (twice, last @ Buffalo, 11/10/85)

Most First Downs By Penalty, Season

37 (2015)
36 (2017)
36 (2013)
32 (2016)
30 (1989)

Fewest First Downs By Penalty, Season

5 (1982, nine games)
10 (1967)

Most First Downs By Penalty, Game

7 (@ Atlanta, 9/9/90)

TEAM RECORDS: NET YARDS GAINED

Most Yards Gained, Season

6,288 (1961)
6,222 (1990)

Fewest Yards Gained, Season

2,373 (1982, nine games)
3,191 (1972)

Most Yards Gained, Game

583 (vs. Dallas, 11/10/91, overtime)

Fewest Yards Gained, Game

81 (vs. Dallas, 11/24/74)

TEAM RECORDS: RUSHING

Most Rushing Attempts, Season

616 (1979)
605 (1978)

Fewest Rushing Attempts, Season

225 (1982, nine games)
324 (1965)

Most Rushing Attempts, Game

56 (vs. San Diego, 9/28/75)
55 (vs. Oakland, 9/9/61)

Fewest Rushing Attempts, Game

7 (vs. N.Y. Giants, 12/8/85)
9 (vs. Cincinnati, 10/24/76)
10 (@ San Diego, 9/16/12)

Most Yards Gained Rushing, Season

2,635 (1980)
2,592 (2009)
2,571 (1979)

Fewest Yards Gained Rushing, Season

799 (1982, nine games)
1,106 (1971)

Most Yards Gained Rushing, Game

332 (@ Kansas City, 10/19/08)
305 (vs. Jacksonville, 11/1/09)
296 (vs. Kansas City, 11/27/77)
292 (@ Detroit, 11/27/08)

Fewest Yards Gained Rushing, Game

19 (twice, last vs. San Diego, 12/12/65)

Highest Average Gain Rushing, Season

5.2 (2009)
4.7 (2006)
4.6 (three times, last in 2016)

Most Touchdowns Rushing, Season

26 (1988)

Fewest Touchdowns Rushing, Season

5 (1982, nine games)
6 (2014)
6 (1976)

Most Touchdowns Rushing, Game

5 (vs. L.A. Chargers, 9/18/60)

Fewest Touchdowns Rushing, Game

0 (many times, last vs. Jacksonville, 12/31/17)

TEAM RECORDS: PASSING

Most Passes Attempted, Season

667 (1991)

Fewest Passes Attempted, Season

287 (1982, nine games)
333 (1967)

Most Passes Attempted, Game

68 (@ Buffalo, 11/1/64 — 37 completed)
61 (vs. Oakland, 11/7/65 — 27 completed)
61 (@ Oakland, 12/19/04 — 40 completed)

Fewest Passes Attempted, Game

6 (vs. Cincinnati, 10/4/81)

Most Passes Attempted, Both Teams

98 (Titans 61, Oakland 37, @ Oakland, 12/19/04)
97 (Oilers 44, Denver 53, @ Houston, 12/2/62)
97 (Titans 42, Detroit 55, @ Tennessee, 9/23/12)

Most Passes Completed, Season

411 (1991)

Fewest Passes Completed, Season

144 (1967)

Most Passes Completed, Game

41 (vs. Dallas, 11/10/91 — overtime)

Fewest Passes Completed, Game

1 (vs. Cincinnati, 10/4/81)

Most Yards Gained Passing, Season

4,805 (1990)

Fewest Yards Gained Passing, Season

1,381 (1967)

Most Yards Gained Passing, Game

527 (@ Kansas City, 12/16/90)

Fewest Yards Gained Passing, Game

-7 (@ New England, 10/18/09)

Most Times Sacked, Season

65 (1994)
58 (1985)

Fewest Times Sacked, Season

11 (1962)
12 (2008)

Most Times Sacked, Game

12 (vs. Dallas, 9/29/85)

Most Times Sacked, Both Teams, Game

14 (Oilers 12, Dallas 2, @ Houston, 9/29/85)

Most Touchdowns Passing, Season

48 (1961)

Fewest Touchdowns Passing, Season

9 (2007)

Most Touchdowns Passing, Game

7 (twice, last vs. N.Y. Titans, 10/14/62)

Most Touchdowns Passing, Both Teams, Game

11 (Oilers 5, Oakland 6, @ Oakland, 12/22/63)

Most Passes Had Intercepted, Season

48 (1962)*

Fewest Passes Had Intercepted, Season

9 (2003, 2008)
10 (1998)

Most Passes Had Intercepted, Game

6 (six times, last @ Cleveland, 11/30/86)

TEAM RECORDS: PUNTING

Most Punts, Season

96 (1994)
93 (1979)

Fewest Punts, Season

34 (1990)

Most Punts, Game

11 (three times, last @ Pittsburgh, 12/3/95)

Fewest Punts, Game

0 (five times, last vs. Cincinnati, 10/27/91)

Highest Average Distance, Punting, Season

49.7 (2017)
47.4 (2015)
47.2 (1998)
46.8 (2014)
45.3 (1993)
45.2 (1992)

Highest Average Distance, Punting, Game

59.2 (vs. Buffalo, 12/27/92)

Highest Net Average, Punting, Season

44.6 (2017)
40.8 (2014)

40.3 (2015)
39.4 (2012)
39.4 (2011)
39.2 (1998)
39.2 (2013)

TEAM RECORDS: PUNT RETURNS & KICKOFF RETURNS

PUNT RETURNS

Most Punt Returns, Season

53 (2000)
52 (1968)

Fewest Punt Returns, Season

15 (1960)

Most Punt Returns, Game

10 (vs. Tampa Bay, 9/12/76)

Most Yards, Punt Returns, Season

671 (2000)
620 (1975)

Fewest Yards, Punt Returns, Season

104 (1982, 9 games)
118 (1961)

Highest Average, Punt Returns, Season

15.3 (2012)
15.0 (1977)

Most Touchdowns, Punt Returns, Season

3 (1975, 2006 and 2012)

Most Touchdowns, Punt Returns, Game

2 (vs. Jacksonville, 12/30/12)
1 (19 times, last vs. Detroit, 9/23/12)

KICKOFF RETURNS

Most Kickoff Returns, Season

83 (1983)

Fewest Kickoff Returns, Season

28 (2017)
31 (1993)
32 (2011)
33 (2016)
33 (2015)
43 (1961)

Most Kickoff Returns, Game

10 (twice, last at Cincinnati, 12/17/89)

Most Yards, Kickoff Returns, Season

1,835 (2006)
1,721 (1981)

Fewest Yards, Kickoff Returns, Season

589 (1993)
618 (2017)
629 (2016)
680 (2015)
832 (2011)
835 (1991)

Highest Average, Kickoff Returns, Season

26.1 (2000)
26.0 (2011)
25.9 (1962)

Most Touchdowns, Kickoff Returns, Season

2 (three times, last in 1983)

Most Touchdowns, Kickoff Returns, Game

1 (16 times, last vs. Detroit, 9/23/12)

TEAM RECORDS: FUMBLES

Most Fumbles, Season

42 (1994)
41 (1985)

Fewest Fumbles, Season

10 (2017)
14 (1982, nine games)
17 (1962, 1999, 2011 and 2016)

Most Fumbles, Game

8 (@ Pittsburgh, 12/9/73)

Most Fumbles Lost, Season

25 (1994)

Fewest Fumbles Lost, Season

7 (1967, 2006 and 2016)
8 (2008, 2011 and 2017)

Most Fumbles Lost, Game

5 (twice, last vs. Philadelphia, 12/2/91)

Most Opponents' Fumbles Recovered, Season

28 (1977)

Most Opponents' Fumbles Recovered, Game

7 (@ Kansas City, 10/12/69)

Fewest Opponents' Fumbles Recovered, Season

4 (2014)
5 (2012)
6 (2016)
7 (2009)
8 (four times, last in 2015)

TEAM RECORDS: PENALTIES

Fewest Penalties, Season (any)

52 (1982, nine games)
58 (1963)

Fewest Penalties, 16-Game Season

84 (1983)

Most Penalties, Season

148 (1989)

Fewest Penalties, Game

0 (vs. Jacksonville, 12/24/11)
0 (@ Cincinnati, 10/29/72)

0 (@ Buffalo, 11/1/64)
0 (vs. Kansas City, 10/27/63)
0 (vs. Oakland, 12/9/62)

Most Penalties, Game

18 (@ Jacksonville, 1/1/06)

Fewest Yards Penalized, Season (any)

424 (1982, nine games)

Fewest Yards Penalized, 16-Game Season

773 (2007)

Most Yards Penalized, Season

1,150 (twice, last in 1988)

Most Yards Penalized, Game

212 (vs. Baltimore, 10/10/99)

TEAM RECORDS: DEFENSE

SCORING

Fewest Points Allowed, Season

191 (2000)
199 (1967)
226 (1975)

Most Points Allowed, Season

471 (2012)
460 (1983)
447 (1973)

Fewest Points Allowed, Game

0 (15 times, last vs. Dallas, 12/25/00)

Most Points Allowed, Game

61 (twice, last @ Cincinnati, 12/17/89)

Fewest Touchdowns Allowed, Season

18 (1967)

Most Touchdowns Allowed, Season

55 (2012)
53 (1983)

FIRST DOWNS

Fewest First Downs Allowed, Season

183 (1969)

Most First Downs Allowed, Season

358 (2012)
357 (2014)
356 (1985)
356 (2010)

Most First Downs Allowed, Game (since 1991)

39 (@ Denver, 12/8/13)
36 (vs. Detroit, 9/23/12)
34 (@ Cincinnati, 12/4/97)
33 (@ Houston, 10/1/17)

Fewest First Downs Allowed, Rushing, Season

62 (2000)

Most First Downs Allowed, Rushing, Season

147 (1972)

Fewest First Downs Allowed, Passing, Season

89 (1976)

Most First Downs Allowed, Passing, Season

231 (2017)
227 (2016)
214 (2010)
211 (2014)
210 (2012)
210 (2009)
197 (2002)

Fewest First Downs Allowed, Penalty, Season

13 (twice, last in 1969)

Most First Downs Allowed, Penalty, Season

48 (1985)

NET YARDS

Fewest Yards Allowed, Season

3,375 (1968)

Most Yards Allowed, Season

6,155 (1985)

Fewest Yards Allowed, Game

26 (vs. Denver, 9/3/66)

Most Yards Allowed, Game

619 (@ New England, 10/18/09)
584 (@ Cincinnati, 12/17/89)
583 (vs. Detroit, OT, 9/23/12)

Fewest Total Plays Allowed, Season

610 (1982, nine games)
840 (1970)

Most Total Plays Allowed, Season

1,139 (2010)
1,099 (2014)
1,091 (1985)

Fewest Total Plays Allowed, Game

36 (vs. Denver, 9/3/66)

Most Total Plays Allowed, Game

92 (vs. Detroit, OT, 9/23/12)

91 (@ Philadelphia, 11/19/06)
91 (@ Denver, 12/8/13)
87 (@ Cleveland, 10/2/11)
86 (vs. Washington, 11/21/10)
85 (three times, last @ Cleveland, 11/30/86, OT)

RUSHING

Fewest Yards Allowed, Rushing, Season

1,027 (1960)

Most Yards Allowed, Rushing, Season

2,814 (1985)

Fewest Yards Allowed, Rushing, Game

-14 (@ Boston, 11/25/60)
4 (vs. Buffalo, 11/23/97)

Most Yards Allowed, Rushing, Game

398 (@ Dallas Texans, 10/1/61)
302 (vs. Kansas City, 10/24/65)

Fewest Touchdowns Allowed, Rushing, Season

5 (1996 and 2017)

Most Touchdowns Allowed, Rushing, Season

27 (1984)

Fewest Attempts Allowed, Rushing, Season

298 (1982, nine games)
356 (2016)
362 (1962)

Most Attempts Allowed, Rushing, Season

596 (1984)

Fewest Attempts Allowed, Rushing, Game

9 (vs. Denver, 12/11/16)
10 (@ Indianapolis, 12/30/07)
11 (vs. Miami, 10/1/89)

Most Attempts Allowed, Rushing, Game

56 (@ Dallas Texans, 10/1/61)

PASSING

Fewest Net Yards Allowed, Passing, Season

1,671 (1968)

TEAM RECORDS: DEFENSE

Most Net Yards Allowed, Passing, Season

4,307 (2016)
4,139 (2009)
4,084 (2001)

Fewest Net Yards Allowed, Passing, Game

-52 (vs. Cincinnati, 10/31/71)
-16 (vs. Chicago, 11/6/77)

Most Net Yards Allowed, Passing, Game

442 (vs. Detroit, OT, 9/23/12)
426 (@ New England, 10/18/09)
425 (@ Indianapolis, 12/5/04)
407 (@ Oakland, 12/22/63)
405 (vs. Buffalo, 10/11/64)

Fewest Touchdowns Allowed, Passing, Season

10 (1967, 2000)

Most Touchdowns Allowed, Passing, Season

35 (1966)

Fewest Attempts Allowed, Passing, Season

284 (1982, nine games)
324 (1972)

Most Attempts Allowed, Passing, Season

635 (2016)
625 (2010)
605 (2017)
604 (2009)
591 (2011)
582 (1993)

Fewest Attempts Allowed, Passing, Game

11 (@ Pittsburgh, 9/11/05)

Most Attempts Allowed, Passing, Game

61 (@ Cleveland, 10/2/11)
59 (@ Denver, 12/8/13)
57 (@ Pittsburgh, 12/19/93)

Fewest Completions Allowed, Season

158 (1968)

Most Completions Allowed, Season

410 (2010)
404 (2009)
388 (2016)
374 (2012)
369 (2011)
369 (2017)
349 (2012)
349 (2007)
347 (2014)
344 (2013)

Fewest Completions Allowed, Game

2 (vs. Denver, 9/3/66)

Most Completions Allowed, Game

43 (vs. Detroit, OT, 9/23/12)
40 (@ Cleveland, 10/2/11)
39 (@ Denver, 12/8/13)
38 (@ New England, 10/18/09)
37 (@ Indianapolis, 11/3/02)
36 (vs. Cleveland, 9/22/02)
36 (vs. Indianapolis, 10/11/09)

36 (vs. New Orleans, 12/11/11)
36 (vs. Denver, 12/11/16)
35 (vs. Denver, 12/20/64)
35 (vs. Denver, 10/3/10)
35 (vs. Houston, 12/19/10)
35 (vs. Baltimore, 11/5/17)

SACKS

Most Sacks, Season

55 (2000)
54 (1999)
52 (1993)
51 (1979)

Fewest Sacks, Season

21 (1966)

Most Sacks, Game

9 vs. N.Y. Titans, 10/14/62
9 vs. Cincinnati, 10/31/71
8 at Arizona, 12/10/17
8 at Indianapolis, 11/26/17
8 at San Diego, 10/17/76
8 at Buffalo, 11/10/85
8 at Cincinnati, 9/12/82

INTERCEPTIONS

Most Interceptions, Season

36 (1963)

Fewest Interceptions, Season

3 (1982, nine games)*
6 (1972)

Most Interceptions, Game

6 (six times, last vs. Atlanta, 12/5/93)

Most Interceptions, Both Teams, Game

13 (Oilers 5, Denver 8, @ Houston, 12/2/62)

Most Yards Returning Interceptions, Season

676 (1962)

Most Yards Returning Interceptions, Game

245 (@ N.Y. Jets, 10/15/67)

Most TDs, Returning Interceptions, Season

7 (1967)

Most TDs, Returning Interceptions, Game

3 (vs. San Diego, 12/19/71)

PUNT RETURNS

Fewest Opponent Punt Returns, Season

20 (1961)
23 (1990)

Most Opponent Punt Returns, Season

64 (1979)
60 (twice, last in 1976)

Fewest Yards Allowed, Punt Returns, Season

144 (2005)
160 (2000)
186 (1990)

Most Yards Allowed, Punt Returns, Season

748 (1979)
668 (1976)

Lowest Average Allowed, Punt Returns, Season

4.5 (2005)
5.3 (1969)

Highest Average Allowed, Punt Returns, Season

13.9 (2002)
13.6 (1961)

Most Touchdowns Allowed, Punt Returns, Season

3 (2002)
2 (1962, 1965 and 2016)

KICKOFF RETURNS

Fewest Opponent Kickoff Returns, Season

21 (2016)
22 (2015)
26 (1982, nine games)
30 (2011)
31 (2014)
32 (1970, 1986, 2017)

Most Opponent Kickoff Returns, Season

81 (2003)
78 (1995, 1996)
76 (1999, 2000)
74 (2002)
71 (1990, 1997, 2009)

Fewest Yards Allowed, Kickoff Returns, Season

462 (2016)
564 (1982, nine games)
599 (2015)
680 (2011)
695 (1986)

Most Yards Allowed, Kickoff Returns, Season

1,714 (2009)
1,675 (1996)
1,596 (1999)
1,587 (2000)
1,528 (1997)

Lowest Average Allowed, Kickoff Returns, Season

15.7 (1992)

Highest Average Allowed, Kickoff Returns, Season

27.6 (2014)
27.2 (2015)
26.1 (2012)
25.0 (2008)
24.9 (1985, 2001)

Most Touchdowns Allowed, Kickoff Returns, Season

2 (1966, 1999)

TEAM RECORDS: DEFENSE

PUNTING

Most Punts Forced, Season

105 (2000)
96 (1976)

Fewest Punts Forced, Season

38 (1982, 9 games)
56 (1964, 1989)

Most Punts Forced, Game

11 (five times, last vs. Pittsburgh,
11/6/94)

Fewest Punts Forced, Game

0 4 times (11/12/78 at New England;
11/5/95 at Cleveland; 12/5/04 at
Indianapolis; 9/26/10 at N.Y. Giants)

Lowest Punting Average Allowed (Gross), Season

37.1 (1960)

* Denotes League Record

ALL-TIME TWO-POINT CONVERSIONS

TITANS

| | | | | | | | |
|-------------------------|---|--------------------------|--|-------------------------|--|--------------------------|--|
| 1994 Oilers: 4-7 | | Run 0-0, Pass 4-7 | | 2003 Titans: 3-4 | | Pass 1-2, Run 2-2 | |
| 9/4/94 vs. Ind | Bucky Richardson to Reggie Brown | Good | | 10/5/03 vs. NE | Steve McNair to Tyrone Calico | Good | |
| | Bucky Richardson to Haywood Jeffries | NG | | 12/7/03 vs. Ind | Steve McNair Run | Good | |
| 10/13/94 vs. Cle | Billy Joe Tolliver to Haywood Jeffries | Good | | | Steve McNair to Derrick Mason | NG | |
| 12/11/94 vs. Sea | Billy Joe Tolliver to Haywood Jeffries | Good | | 12/14/03 vs. Buf | Robert Holcombe run | Good | |
| | Billy Joe Tolliver to Todd McNair | NG | | | | | |
| 12/18/94 vs. KC | Billy Joe Tolliver to Webster Slaughter | NG | | 2004 Titans: 1-2 | | Pass 0-1, Run 1-1 | |
| 12/24/94 vs. NYJ | Bucky Richardson to Haywood Jeffries | Good | | 9/26/04 vs. Jax | Steve McNair to Derrick Mason | NG | |
| | | | | 11/21/04 vs. Jax | Steve McNair run | Good | |
| 1995 Oilers: 2-5 | | Run 2-3, Pass 0-2 | | 2005 Titans: 0-1 | | Pass 0-1, Run 0-0 | |
| 10/8/95 vs. Min | Rodney Thomas run | Good | | 10/30/05 vs. Oak | Steve McNair to Chris Brown | NG | |
| 10/22/95 vs. Chi | Chris Chandler run | Good | | | | | |
| 11/12/95 vs. Cin | Will Furrer to Haywood Jeffries | NG | | 2006 Titans: 3-3 | | Run 2-2, Pass 1-1 | |
| 11/19/95 vs. KC | Rich Camarillo to Bruce Matthews | NG | | 9/10/06 vs. NYJ | Travis Henry run | Good | |
| 12/24/95 vs. Buf | Rodney Thomas run | NG | | | Kerry Collins pass to Drew Bennett | Good | |
| | | | | 10/1/06 vs. Dal | Vince Young run | Good | |
| 1996 Oilers: 0-0 | | No Attempts | | 2007 Titans: 0-0 | | No Attempts | |
| None | | | | None | | | |
| 1997 Oilers: 2-4 | | Run 1-3, Pass 1-1 | | 2008 Titans: 1-1 | | Run 0-0, Pass 1-1 | |
| 8/31/97 vs. Oak | Eddie George Run | Good | | 10/27/08 vs. Ind | Kerry Collins pass to Ahmard Hall | Good | |
| 9/28/97 vs. Pitt | Steve McNair to Frank Wycheck | Good | | | | | |
| 11/16/97 vs. Jax | Rodney Thomas run | NG | | 2009 Titans: 1-2 | | Run 1-1, Pass 0-1 | |
| 12/14/97 vs. Bal | Steve McNair run | NG | | 10/4/09 at Jax | Kerry Collins pass to Nate Washington | NG | |
| | | | | | Chris Johnson run | Good | |
| 1998 Oilers: 1-4 | | Pass 0-0, Run 1-4 | | 2010 Titans: 1-2 | | Run 0-0, Pass 1-2 | |
| 9/27/98 vs. Jax | Eddie George run | NG | | 9/19/10 vs. Pit | Kerry Collins pass to Kenny Britt | Good | |
| 10/11/98 vs. Bal | Eddie George run | NG | | 10/31/10 at SD | Vince Young pass incomplete to Chris Johnson | NG | |
| 11/29/98 vs. Sea | Eddie George run | NG | | | | | |
| 12/20/98 vs. GB | Eddie George run | Good | | 2011 Titans: 0-0 | | No Attempts | |
| | | | | None | | | |
| 1999 Titans: 1-3 | | Pass 1-1, Run 0-2 | | 2012 Titans: 1-1 | | Run 0-0, Pass 1-1 | |
| 10/3/99 vs. SF | Eddie George run | NG | | 11/4/12 vs. Chi | Matt Hasselbeck pass to Kenny Britt | Good | |
| 11/28/99 vs. Cle | Frank Wycheck run | NG | | | | | |
| 12/5/99 vs. Bal | Steve McNair to Jackie Harris | Good | | 2013 Titans: 0-0 | | No Attempts | |
| 2000 Titans: 0-0 | | No Attempts | | None | | | |
| None | | | | 2014 Titans: 0-1 | | Run 0-1, Pass 0-0 | |
| 2001 Titans: 3-4 | | Pass 3-4, Run 0-0 | | 10/26/14 vs. Hou | Leon Washington run | NG | |
| 10/14/01 vs. TB | Steve McNair to Kevin Dyson | Good | | | | | |
| 10/21/01 vs. Det | Steve McNair to Drew Bennett | Good | | 2015 Titans: 3-5 | | Run 0-1, Pass 3-4 | |
| 12/16/01 vs. GB | Steve McNair to Kevin Dyson | NG | | 9/27/15 vs. Ind | Jalston Fowler run | NG | |
| | Steve McNair to Derrick Mason | Good | | 11/8/15 at NO | Marcus Mariota pass to Delanie Walker | Good | |
| | | | | 11/29/15 vs. Oak | Marcus Mariota pass to Dorial Green-Beckham | Good | |
| 2002 Titans: 2-6 | | Pass 0-2, Run 2-4 | | 12/13/15 at N.Y. Jets | Marcus Mariota pass to Dexter McCluster | Good | |
| 9/8/02 vs. Phi | Steve McNair run | NG | | 12/27/15 vs. Hou | Zach Mettenberger pass to Anthony Fasano | NG | |
| | Eddie George run | Good | | | | | |
| 9/29/02 vs. Oak | Steve McNair to Derrick Mason | NG | | | | | |
| | Steve McNair to Frank Wycheck | NG | | | | | |
| | Eddie George Run | NG | | | | | |
| 12/1/02 vs. NYG | Steve McNair run | Good | | | | | |

ALL-TIME TWO-POINT CONVERSIONS

TITANS

2016 Titans: 0-5**Run 0-0, Pass 0-5**

| | | |
|------------------|--|----|
| 9/11/16 vs. Min | Marcus Mariota pass to DeMarco Murray | NG |
| 9/18/16 at Det | Marcus Mariota sacked | NG |
| 10/23/16 vs. Ind | Aborted play, Brett Kern pass to Ryan Succop | NG |
| 11/13/16 vs. GB | Marcus Mariota pass to Rishard Matthews | NG |
| 12/18/16 at KC | Marcus Mariota pass incomplete | NG |

2017 Titans: 0-0**Run 0-0, Pass 0-0**

Titans Overall Two-Point Statistics: 29-60 (48.3%)

OPPONENTS

1994 Opponents: 2-2**Run 2-2, Pass 0-0**

| | | |
|------------------|------------------|------|
| 10/13/94 vs. Cle | Tom Tupa Run | Good |
| 12/4/94 vs. Ari | Ronald Moore Run | Good |

1995 Opponents: 0-2**Run 0-0, Pass 0-2**

| | | |
|------------------|-------------------------------|----|
| 11/26/95 vs. Den | John Elway to Shannon Sharpe | NG |
| 12/17/95 vs. NYJ | Boomer Esiason to Fred Baxter | NG |

1996 Opponents: 1-3**Run 1-1, Pass 0-2**

| | | |
|-----------------|------------------------------------|------|
| 9/15/96 vs. Bal | Vinny Testaverde pass | NG |
| 11/10/96 at NO | Michael Haynes run | Good |
| 10/13/96 at Atl | Bobby Hebert pass to Roell Preston | NG |

1997 Opponents: 0-1**Run 0-0, Pass 0-1**

| | | |
|-----------------|--|----|
| 10/5/97 vs. Sea | Rick Tuten (kicking form.) bad snap, inc. pass | NG |
|-----------------|--|----|

1998 Opponents: 4-5**Run 0-0, Pass 4-5**

| | | |
|------------------|------------------------------------|------|
| 11/1/98 vs. Pit | Kordell Stewart to Charles Johnson | Good |
| | Mike Tomczak to Charles Johnson | Good |
| | Mike Tomczak to Will Blackwell | Good |
| 11/8/98 vs. TB | Trent Dilfer to Bert Emanuel | NG |
| 12/26/98 vs. Min | Randall Cunningham to Randy Moss | Good |

1999 Opponents: 4-6**Run 0-1, Pass 4-5**

| | | |
|-----------------|------------------------------|------|
| 9/12/99 vs. Cin | Jeff Blake to Willie Jackson | Good |
| | Ki-Jana Carter run | NG |
| | Jeff Blake to Brian Milne | Good |
| 9/19/99 vs. Cle | Tim Couch Pass incomplete | NG |
| 10/17/99 vs. NO | B.J. Tolliver to Brett Bech | Good |
| 1/2/00 vs. Pit | Mike Tomczak to Hines Ward | Good |

2000 Opponents: 0-0**No Attempts**

None

2001 Opponents: 1-2**Run 1-1, Pass 0-1**

| | | |
|-----------------|--------------------------------|------|
| 10/7/01 vs. Bal | Elvis Grbac to Brandon Stokley | NG |
| 12/2/01 vs. Cle | Jamel White run | Good |

2002 Opponents: 3-4**Run 0-0, Pass 3-4**

| | | |
|------------------|-----------------------------------|------|
| 11/3/02 vs. Ind | Peyton Manning to Marvin Harrison | Good |
| 11/17/02 vs. Pit | Kordell Stewart to Dan Kreider | Good |
| | Antwaan Randle El to Hines Ward | Good |
| 12/1/02 vs. NYG | Kerry Collins to Jeremy Shockey | NG |

2003 Opponents: 0-1**Run 0-0, Pass 0-1**

| | | |
|------------------|------------------------------|----|
| 12/14/03 vs. Buf | Drew Bledsoe to Bernard Shaw | NG |
|------------------|------------------------------|----|

2004 Opponents: 1-2**Run 0-0, Pass 1-2**

| | | |
|-----------------|-----------------------------------|------|
| 9/26/04 vs. Jax | Byron Leftwich to Reggie Williams | Good |
| 1/2/05 vs. Det | Joey Harrington to Roy Williams | NG |

2005 Opponents: 2-2**Run 0-0, Pass 2-2**

| | | |
|------------------|------------------------------|------|
| 10/11/05 vs. Hou | David Carr to Corey Bradford | Good |
| 11/27/05 vs. SF | Ken Dorsey to Terry Jackson | Good |

2006 Opponents: 1-2**Run 0-0, Pass 1-2**

| | | |
|------------------|---------------------------------|------|
| 10/22/06 at Was | Mark Brunell to Santana Moss | Good |
| 10/29/06 vs. Hou | Sage Rosenfels to Andre Johnson | NG |

2007 Opponents: 1-1**Run 0-0, Pass 1-1**

| | | |
|-----------------|-------------------------------|------|
| 10/21/07 at Hou | Sage Rosenfels to Andre Davis | Good |
|-----------------|-------------------------------|------|

2008 Opponents: 0-1**Run 0-1, Pass 0-0**

| | | |
|-----------------|-----------------------------|----|
| 9/21/08 vs. Hou | Aborted kick, Matt Turk run | NG |
|-----------------|-----------------------------|----|

2009 Opponents: 1-1**Run 1-1, Pass 0-0**

| | | |
|-----------------|--------------------|------|
| 9/20/09 vs. Mia | Ricky Williams run | Good |
|-----------------|--------------------|------|

2010 Opponents: 0-2**Run 0-2, Pass 0-0**

| | | |
|-----------------|------------------------------|----|
| 10/31/10 at SD | Aborted kick, Kris Brown run | NG |
| 11/14/10 at Mia | Ronnie Brown run | NG |

2011 Opponents: 0-2**Run 0-2, Pass 0-0**

| | | |
|-----------------|--|----|
| 12/11/11 vs. NO | Pierre Thomas run | NG |
| 1/1/12 at Hou | Snap over Jake Delhomme's head, rec. by Ten. | NG |

2012 Opponents: 1-2**Run 0-0, Pass 1-2**

| | | |
|------------------|--|------|
| 9/23/12 vs. Det | Matthew Stafford pass to Nate Burleson | Good |
| 12/30/12 vs. Jax | Chad Henne pass incomplete | NG |

2013 Opponents: 1-1**Run 1-1, Pass 0-0**

| | | |
|----------------|------------------|------|
| 9/15/13 at Hou | Arian Foster run | Good |
|----------------|------------------|------|

2014 Opponents: 0-1**Run 0-0, Pass 0-0**

| | | |
|------------------|----------------------------|----|
| 12/14/14 vs. NYJ | Geno Smith pass incomplete | NG |
|------------------|----------------------------|----|

2015 Opponents: 0-1**Run 0-0, Pass 0-1**

| | | |
|-----------------|-------------------------------|----|
| 12/6/15 vs. Jax | Blake Bortles pass incomplete | NG |
|-----------------|-------------------------------|----|

2016 Opponents: 1-3**Run 1-2, Pass 0-1**

| | | |
|------------------|------------------------------|------|
| 10/16/16 vs. Cle | Cody Kessler pass incomplete | NG |
| 10/27/16 vs. Jax | Blake Bortles run | Good |
| 11/13/16 vs. GB | James Starks run | NG |

2017 Opponents: 0-1**Run 0-0, Pass 0-2**

| | | |
|-----------------|--------------------------------|----|
| 9/17/17 at Jax | Blake Bortles pass incomplete | NG |
| 9/24/17 vs. Sea | Russell Wilson pass incomplete | NG |

Opponents Overall Statistics: 24-49 (49.0%)

ALL-TIME SHUTOUTS

ALL-TIME DEFENSIVE SHUTOUTS

| Date | Opponent | Score |
|----------|----------------|-------|
| 9/9/61 | Oakland | 55-0 |
| 9/10/66 | Oakland | 31-0 |
| 10/16/66 | New York | 24-0 |
| 10/13/68 | at Boston | 16-0 |
| 9/21/75 | at New England | 7-0 |
| 9/12/76 | Tampa Bay | 20-0 |
| 9/18/77 | NY Jets | 20-0 |
| 11/6/77 | Chicago | 47-0 |
| 12/4/80 | Pittsburgh | 6-0 |
| 10/22/89 | Pittsburgh | 27-0 |
| 9/27/92 | San Diego | 27-0 |
| 9/12/93 | Kansas City | 30-0 |
| 1/2/94 | NY Jets | 24-0 |
| 12/17/00 | at Cleveland | 24-0 |
| 12/25/00 | Dallas | 31-0 |

ALL-TIME OPPONENT SHUTOUTS

| Date | Opponent | Score |
|----------|-----------------|-------|
| 12/4/60 | at Dallas | 0-24 |
| 12/1/63 | at San Diego | 0-27 |
| 10/12/69 | at Kansas City | 0-24 |
| 11/2/69 | at Boston | 0-24 |
| 11/1/70 | at St. Louis | 0-44 |
| 9/19/71 | at Cleveland | 0-31 |
| 10/9/72 | Oakland | 0-34 |
| 11/5/72 | at Cleveland | 0-20 |
| 11/25/73 | New England | 0-32 |
| 11/24/74 | Dallas | 0-10 |
| 12/11/76 | Pittsburgh | 0-21 |
| 9/22/85 | at Pittsburgh | 0-20 |
| 11/10/85 | at Buffalo | 0-20 |
| 12/7/86 | at San Diego | 0-27 |
| 11/26/89 | at Kansas City | 0-34 |
| 11/7/99 | at Miami | 0-17 |
| 12/28/08 | at Indianapolis | 0-23 |
| 10/18/09 | at New England | 0-59 |
| 11/28/10 | at Houston | 0-20 |

GAME-WINNING FIELD GOALS

The franchise has totaled 44 game-winning field goals since 1960, including three playoff game winners. **Rob Bironas** leads the franchise with 11 game-winning field goals, followed by former Oiler/Titan **Al Del Greco** (1991-00). Bironas' 60-yard field goal vs. Indianapolis (12/3/06) ranks as the longest game-winning field goal in franchise history. A game-winning field goal is defined as one that was the final score of the game and gave the kicker's team the lead at any time in the fourth quarter or overtime.

| Date | Opp. | Kicker | Length | Final Score | Date | Opp. | Kicker | Length | Final Score |
|---------------|-----------------|-----------------|-----------|---------------|----------------|---------------------|-----------------|-----------|---------------|
| 10/24/65 | Kansas City | Spikes | 15 | 38-36 | 10/14/01 | Tampa Bay | Nedney | 49 | 31-28 * |
| 10/31/65 | at Buffalo | Blanda | 8 | 19-17 | 10/21/01 | at Detroit | Nedney | 46 | 27-24 |
| 10/26/69 | Denver | Gerela | 22 | 24-21 | 12/22/01 | at Oakland | Nedney | 21 | 13-10 |
| 12/1/74 | at Pittsburgh | Butler | 34 | 13-10 | 12/01/02 | at N.Y. Giants | Nedney | 38 | 32-29* |
| 9/17/78 | San Francisco | Fritsch | 19 | 20-19 | 1/11/03 | Pittsburgh | Nedney | 26 | 34-31* |
| 10/1/78 | at Cleveland | Fritsch | 19 | 16-13 | 1/3/04 | at Baltimore | Anderson | 46 | 20-17 |
| 9/23/79 | at Cincinnati | Fritsch | 29 | 30-27* | 12/11/05 | Houston | Bironas | 21 | 13-10 |
| 10/28/79 | N.Y. Jets | Fritsch | 35 | 27-24* | 10/15/06 | at Washington | Bironas | 30 | 25-22 |
| 9/28/80 | at Cincinnati | Fritsch | 29 | 13-10 | 11/26/06 | N.Y. Giants | Bironas | 49 | 24-21 |
| 12/2/84 | Pittsburgh | Cooper | 30 | 23-20* | 12/3/06 | Indianapolis | Bironas | 60 | 20-17 |
| 11/3/85 | Kansas City | Zendejas | 38 | 23-20 | 12/24/06 | at Buffalo | Bironas | 30 | 30-29 |
| 11/24/85 | San Diego | Zendejas | 51 | 37-35 | 10/21/07 | at Houston | Bironas | 29 | 38-36 |
| 1/3/88 | Seattle | Zendejas | 42 | 23-20* | 11/2/08 | Green Bay | Bironas | 41 | 19-16* |
| 9/4/88 | at Indianapolis | Zendejas | 35 | 17-14* | 11/23/09 | at Houston | Bironas | 53 | 20-17 |
| 11/13/89 | Cincinnati | Zendejas | 28 | 26-24 | 12/20/09 | Miami | Bironas | 46 | 27-24* |
| 11/10/91 | Dallas | Del Greco | 23 | 26-23* | 9/23/12 | Detroit | Bironas | 26 | 44-41* |
| 9/20/92 | Kansas City | Del Greco | 39 | 23-20* | 10/11/12 | Pittsburgh | Bironas | 40 | 26-23 |
| 12/12/93 | Cleveland | Del Greco | 25 | 19-17 | 12/18/16 | at Kansas City | Succop | 53 | 19-17 |
| 10/6/96 | at Cincinnati | Del Greco | 49 | 30-27* | 10/22/17 | at Cleveland | Succop | 47 | 12-9* |
| 8/31/97 | Oakland | Del Greco | 33 | 24-21* | | | | | |
| 12/13/98 | at Jacksonville | Del Greco | 41 | 16-13 | | | | | |
| 9/12/99 | Cincinnati | Del Greco | 33 | 36-35 | | | | | |
| 9/10/00 | Kansas City | Del Greco | 36 | 17-14* | | | | | |
| 11/5/00 | Pittsburgh | Del Greco | 29 | 9-7 | | | | | |
| 12/3/00 | at Philadelphia | Del Greco | 50 | 15-13 | | | | | |

*Overtime games
Playoff games in **bold**

ALL-TIME RETURN TOUCHDOWNS

INTERCEPTION RETURN TOUCHDOWNS

| Yards | Player | Date | Opp | Result |
|-------|-------------------|------------|---------|----------|
| 99 | Cortland Finnegan | 9/21/2008 | Hou | W, 31-12 |
| 98 | Darryll Lewis | 10/22/1995 | @ Chi | L, 32-35 |
| 97 | Jordan Babineaux | 10/2/2011 | @ Cle | W, 31-13 |
| 95 | Willie Alexander | 9/25/1977 | @ GB | W, 16-10 |
| 95 | Pete Jaquess | 9/19/1964 | Oak | W, 42-28 |
| 90 | Mark Johnston | 10/27/1963 | KC | W, 28-7 |
| 87 | Perry Phenix | 11/12/2000 | Bal | L, 23-24 |
| 83 | Michael Griffin | 12/21/2008 | Pit | W, 31-14 |
| 83 | Adam Jones | 12/17/2006 | Jax | W, 24-17 |
| 81 | Samari Rolle | 10/30/2000 | @ Was | W, 27-21 |
| 79 | Zach Brown | 12/30/2012 | Jax | W, 38-20 |
| 76 | Vincent Fuller | 10/7/2007 | Atl | W, 20-13 |
| 75 | Vernon Perry | 1/6/1980 | @ Pit * | L, 13-27 |
| 73 | Eugene Seale | 10/4/1987 | @ Den | W, 40-10 |
| 66 | Ken Houston | 9/14/1968 | @ Mia | W, 24-10 |
| 62 | Blaine Bishop | 11/5/1995 | @ Cle | W, 37-10 |
| 62 | Miller Farr | 11/26/1967 | NE | W, 27-6 |
| 61 | Chris Hope | 12/17/2006 | Jax | W, 24-17 |
| 61 | Vincent Fuller | 9/24/2007 | @ NO | W, 31-14 |
| 60 | Rocky Boiman | 9/28/2003 | @ Pit | W, 30-13 |
| 58 | Bubba McDowell | 1/3/1993 | @ Buf * | L, 38-41 |
| 52 | Lamar Lathon | 9/8/1991 | @ Cin | W, 30-7 |
| 52 | Miller Farr | 12/7/1968 | Buf | W, 35-6 |
| 52 | Reynaldo Hill | 10/30/2005 | Oak | L, 25-34 |
| 51 | Andre Dyson | 10/12/2003 | Hou | W, 38-17 |
| 51 | Ken Houston | 10/5/1969 | Buf | W, 28-14 |
| 51 | Miller Farr | 10/15/1967 | @ NYJ | T, 28-28 |
| 51 | Zeke Moore | 10/20/1969 | @ NYJ | L, 17-26 |
| 49 | Eddie Robinson | 11/12/1995 | Cin | L, 25-32 |
| 49 | Colin McCarthy | 11/11/2012 | @ Mia | W, 37-3 |
| 48 | Ken Houston | 10/31/1971 | Cin | W, 10-6 |
| 47 | Darryll Lewis | 9/19/1993 | @ SD | L, 17-18 |
| 47 | Darryll Lewis | 11/2/1997 | Jax | L, 24-30 |
| 45 | Benny Nelson | 9/19/1964 | Oak | W, 42-28 |
| 45 | Vincent Fuller | 12/13/2009 | STL | W, 47-7 |
| 44 | Steve Brown | 9/4/1988 | @ Ind | W, 17-14 |
| 43 | Ken Houston | 10/15/1967 | @ NYJ | T, 28-28 |
| 42 | Donald Mitchell | 10/17/1999 | @ NO | W, 24-21 |
| 41 | Cortland Finnegan | 10/24/2010 | Phi | W, 37-19 |
| 40 | Will Witherspoon | 12/9/2012 | @ Ind | L, 23-27 |
| 40 | Larry Carwell | 11/17/1968 | Den | W, 38-17 |
| 40 | Miller Farr | 12/7/1968 | Buf | W, 35-6 |
| 39 | Denard Walker | 10/26/1997 | @ Ari | W, 41-14 |
| 39 | Cortland Finnegan | 11/8/2009 | @ SF | W, 34-27 |
| 39 | Miller Farr | 10/1/1967 | Den | W, 10-6 |
| 38 | Bo Orlando | 12/19/1993 | @ Pit | W, 26-17 |
| 37 | Lamont Thompson | 9/11/2004 | @ Mia | W, 17-7 |
| 36 | Cris Dishman | 12/4/1994 | Ari | L, 12-30 |
| 36 | Darryll Lewis | 9/29/1996 | @ Pit | L, 16-30 |
| 36 | Domingo Bryant | 12/18/1988 | @ Cle | L, 23-28 |
| 35 | Ken Houston | 12/19/1971 | SD | W, 49-33 |
| 34 | J.C. Wilson | 9/30/1979 | Cle | W, 31-10 |
| 33 | Darryll Lewis | 10/20/1991 | @ Mia | W, 17-13 |
| 32 | Peter Sirmon | 12/22/2002 | @ Jax | W, 28-10 |
| 31 | Roderick Hood | 11/15/2009 | Buf | W, 41-17 |
| 31 | Gene Babb | 11/11/1962 | @ Oak | W, 28-20 |
| 30 | Zach Brown | 12/30/2012 | Jax | W, 38-20 |
| 30 | Richard Johnson | 10/14/1990 | Cin | W, 48-17 |
| 30 | Ken Houston | 12/23/1967 | @ Mia | W, 41-10 |
| 29 | Ken Houston | 12/19/1971 | SD | W, 49-33 |
| 28 | Don Floyd | 12/2/1962 | Den | W, 34-17 |
| 27 | Lonnie Marts | 11/1/1998 | @ Pit | W, 41-31 |
| 26 | Coty Sensabaugh | 9/13/2015 | @ TB | W, 42-14 |
| 26 | Vincent Fuller | 11/15/2009 | Buf | W, 41-17 |
| 26 | Bubba McDowell | 12/7/1992 | Chi | W, 24-7 |
| 25 | Bob Atkins | 12/19/1971 | SD | W, 49-33 |
| 24 | Randall Godfrey | 10/22/2000 | @ Bal | W, 14-6 |

| | | | | |
|----|------------------|------------|-------|----------|
| 24 | Rich Coady | 12/16/2002 | NE | W, 24-7 |
| 23 | Jim Norton | 10/22/1967 | @ KC | W, 24-19 |
| 23 | Marqueston Huff | 12/7/2014 | NYG | L, 7-36 |
| 23 | Alterraun Verner | 9/15/2013 | @ Hou | L, 24-30 |
| 22 | Ken Houston | 12/15/1968 | NE | W, 45-17 |
| 22 | Zeke Moore | 11/3/1974 | @ NYJ | W, 27-22 |
| 22 | Steve Jackson | 10/17/1993 | @ NE | W, 28-14 |
| 21 | Brad Kassell | 9/18/2005 | Bal | W, 25-10 |
| 20 | Chuck Cecil | 10/8/1995 | @ Min | L, 17-23 |
| 17 | Ken Houston | 12/12/1971 | @ Buf | W, 20-14 |
| 17 | Johnny Baker | 9/27/1964 | @ Den | W, 38-17 |
| 16 | Andre Dyson | 9/22/2002 | Cle | L, 28-31 |
| 15 | Fred Glick | 9/14/1963 | Den | W, 20-14 |
| 15 | Dave Ball | 11/27/2008 | @ Det | W, 47-10 |
| 11 | Andre Dyson | 11/9/2003 | Mia | W, 31-7 |
| 8 | Keith Bulluck | 12/25/2000 | Dal | W, 31-0 |
| 1 | Joe Bowden | 11/8/1998 | @ TB | W, 31-22 |

* Postseason

FUMBLE RETURN TOUCHDOWNS

| Yards | Player | Date | Opp | Result |
|-------|-------------------|------------|-------|----------|
| 96 | C.L. Whittington | 10/3/1976 | @ NO | W, 31-26 |
| 93 | Robert Lyles | 10/19/1986 | @ Cin | L, 28-31 |
| 92 | Cortland Finnegan | 12/17/2006 | Jax | W, 24-17 |
| 83 | Denard Walker | 1/2/2000 | @ Pit | W, 47-36 |
| 80 | Marcus Robertson | 9/5/1993 | @ NO | L, 21-33 |
| 77 | Jason McCourty | 10/13/2013 | @ Sea | L, 13-20 |
| 72 | Alterraun Verner | 9/23/2012 | Det | W, 44-41 |
| 72 | Terry Kinard | 12/9/1990 | Cle | W, 58-14 |
| 70 | Al Smith | 12/8/1991 | Pit | W, 31-6 |
| 68 | Ken Houston | 9/26/1971 | KC | L, 16-20 |
| 66 | Zeke Moore | 11/13/1977 | @ Oak | L, 29-34 |
| 62 | Jason McCourty | 11/30/2014 | @ Hou | L, 21-45 |
| 61 | Keith Bulluck | 11/3/2002 | @ Ind | W, 23-15 |
| 61 | Samari Rolle | 12/21/2003 | @ Hou | W, 27-24 |
| 58 | Cris Dishman | 9/12/1993 | KC | W, 30-0 |
| 55 | Robert Lyles | 12/6/1987 | SD | W, 33-18 |
| 48 | Willie Germany | 9/21/1975 | @ NE | W, 7-0 |
| 43 | John Coker | 12/14/1980 | @ GB | W, 22-3 |
| 42 | Marcus Robertson | 11/27/1997 | @ Dal | W, 27-14 |
| 41 | Johnny Peacock | 12/20/1970 | @ Dal | L, 10-52 |
| 40 | Tony Brown | 10/29/2006 | Hou | W, 28-22 |
| 39 | Keith Bulluck | 1/2/2005 | Det | W, 24-19 |
| 38 | Curley Culp | 9/28/1975 | SD | W, 33-17 |
| 38 | Elvin Bethea | 10/27/1974 | @ Cin | W, 34-21 |
| 38 | Tom Domres | 11/16/1969 | @ Den | T, 20-20 |
| 34 | Gregg Bingham | 11/6/1977 | Chi | W, 47-0 |
| 32 | Keith Bulluck | 10/19/2003 | @ Car | W, 37-17 |
| 30 | Henry Ford | 12/25/2000 | Dal | W, 31-0 |
| 27 | Marcus Robertson | 11/23/1997 | Buf | W, 31-14 |
| 27 | Antwan Odom | 11/20/2005 | Jax | L, 28-31 |
| 27 | Johnny Peacock | 12/6/1969 | NYJ | L, 26-34 |
| 25 | Antwan Odom | 9/25/2005 | @ STL | L, 27-31 |
| 25 | Keith Bostic | 11/25/1984 | @ Cle | L, 10-27 |
| 20 | Jesse Baker | 10/14/1979 | @ Bal | W, 28-16 |
| 19 | Garland Boyette | 11/28/1971 | Cle | L, 24-37 |
| 19 | Cris Dishman | 10/6/1991 | Den | W, 42-14 |
| 19 | Mike Dumas | 9/1/1991 | Oak | W, 47-17 |
| 16 | Keith Bulluck | 11/19/2006 | @ Phi | W, 31-13 |
| 15 | Johnny Meads | 9/6/1992 | Pit | L, 24-29 |
| 14 | Jevon Kearse | 1/2/2000 | @ Pit | W, 47-36 |
| 14 | Bobby Myers | 9/9/2001 | Mia | L, 23-31 |
| 12 | Doug Cline | 11/12/1961 | NE | W, 27-15 |
| 12 | Joe Bowden | 10/18/1998 | Cin | W, 44-14 |
| 10 | William Fuller | 11/26/1992 | @ Det | W, 24-21 |
| 8# | Mike Munchak | 9/14/1986 | Cle | L, 20-23 |
| 8 | Ray Childress | 11/1/1992 | @ Pit | L, 20-21 |

ALL-TIME RETURN TOUCHDOWNS

| | | | | |
|----|------------------------|------------|------|----------|
| 7 | Doug Cline | 9/10/1966 | Oak | W, 31-0 |
| 5 | Greg Stemmick | 10/9/1977 | Pit | W, 27-10 |
| 4 | Wesley Woodyard | 12/24/2017 | LAR | L, 23-27 |
| 3 | Wesley Woodyard | 12/6/2015 | Jax | W, 42-39 |
| 0 | DaQuan Jones | 1/1/2017 | Hou | W, 24-17 |
| 0 | Karl Klug | 9/29/2013 | NYJ | W, 38-13 |
| 0# | Erron Kinney | 12/28/2003 | TB | W, 33-13 |
| 0 | Michael Roan | 11/15/1998 | Pit | W, 23-14 |
| 0 | Ray Childress | 12/5/1993 | Atl | W, 33-17 |
| 0 | Jeff Donaldson | 9/21/1986 | @ KC | L, 13-27 |
| 0 | Mike Reinfeldt | 9/19/1982 | Sea | W, 23-21 |
| 0 | Doug Cline | 11/26/1961 | Den | W, 45-14 |

Own fumble recovery (all others opponent fumble recoveries)

PUNT RETURN TOUCHDOWNS

| Yards | Player | Date | Opp | Result |
|-------|------------------|------------|-------|----------|
| 90 | Adam Jones | 11/19/2006 | @ Phi | W, 31-13 |
| 87 | Billy Johnson | 10/16/1977 | Cle | L, 23-24 |
| 87 | Marc Mariani | 11/21/2010 | Was | L, 16-19 |
| 83 | Billy Johnson | 11/16/1975 | Mia | W, 20-19 |
| 82 | Bobby Jancik | 12/20/1964 | Den | W, 34-15 |
| 81 | Adam Jones | 12/31/2006 | NE | L, 23-40 |
| 81 | Darius Reynaud | 12/30/2012 | Jax | W, 38-20 |
| 79 | Marc Mariani | 11/13/2011 | @ Car | W, 30-3 |
| 78 | Ernest Givins | 12/11/1994 | Sea | L, 14-16 |
| 72 | Billy Johnson | 12/11/1977 | @ Cle | W, 19-15 |
| 69 | Darius Reynaud | 12/30/2012 | Jax | W, 38-20 |
| 69 | Ronnie Coleman | 10/24/1976 | Cin | L, 7-27 |
| 69 | Derrick Mason | 10/30/2000 | @ Was | W, 27-21 |
| 65 | Tommie Campbell | 9/23/2012 | Det | W, 44-41 |
| 65 | Derrick Mason | 11/28/1999 | @ Cle | W, 33-21 |
| 63 | Billy Johnson | 10/5/1975 | Cin | L, 19-21 |
| 58 | Justin McCareins | 11/23/2003 | @ Atl | W, 38-31 |
| 53 | Adam Jones | 10/29/2006 | Hou | W, 28-22 |
| 52 | Billy Johnson | 10/26/1975 | Det | W, 24-8 |
| 52 | Adam Jones | 12/11/2005 | Hou | W, 13-10 |
| 23 | Don Floyd | 12/13/1964 | NYJ | W, 33-17 |

KICKOFF RETURN TOUCHDOWNS

| Yards | Player | Date | Opp | Result |
|-------|-----------------|------------|---------|----------|
| 105 | Darius Reynaud | 9/23/2012 | Det | W, 44-41 |
| 104 | Ken Hall | 10/23/1960 | @ NYJ | W, 42-28 |
| 103 | Bob Gresham | 9/23/1973 | @ Cin | L, 10-24 |
| 101 | Derrick Mason | 11/18/2001 | @ Cin | W, 20-7 |
| 98 | Marc Mariani | 10/3/2010 | Den | L, 20-26 |
| 97 | Carl Roaches | 9/18/1983 | Pit | L, 28-40 |
| 96 | Carl Roaches | 10/4/1981 | Cin | W, 17-10 |
| 95 | Willie Tullis | 9/6/1981 | @ LAR | W, 27-20 |
| 93 | Steve Brown | 12/11/1983 | Cle | W, 34-27 |
| 93 | Ode Burrell | 11/29/1964 | NE | L, 17-34 |
| 92 | Zeke Moore | 10/22/1967 | @ KC | W, 24-19 |
| 90 | Lorenzo White | 12/4/1988 | Pit | L, 34-37 |
| 88 | Billy Cannon | 12/18/1960 | NE | W, 37-21 |
| 84 | Tommie Campbell | 11/27/2011 | TB | W, 23-17 |
| 81 | Billy Johnson | 10/12/1975 | @ Cle | W, 40-10 |
| 80 | Derrick Mason | 1/23/2000 | @ Jax * | W, 33-14 |
| 75 | Billy Johnson | 11/6/1977 | Chi | W, 47-0 |
| 75 | Kevin Dyson | 1/8/2000 | Buf * | W, 22-16 |

* Postseason

BLOCKED PUNTS RETURNED FOR TOUCHDOWNS

| Yards | Player | Date | Opp | Result |
|-------|-----------------|------------|-------|----------|
| 26 | Donald Mitchell | 10/7/2001 | @ Bal | L, 7-26 |
| 20 | Mike Akiu | 10/27/1985 | @ STL | W, 20-10 |
| 14 | Larry Eaglin | 10/7/1973 | LAR | L, 26-31 |
| 10 | Cris Dishman | 10/2/1988 | @ Phi | L, 23-32 |
| 7 | Cris Dishman | 9/24/1989 | Buf | L, 41-47 |
| 0 | Norm Evans | 11/28/1965 | @ KC | L, 21-52 |
| 0 | Larry Onesti | 12/18/1965 | @ NE | L, 14-42 |
| 0 | Ward Walsh | 10/15/1972 | @ Pit | L, 7-24 |
| 0 | Eugene Seale | 11/13/1989 | Cin | W, 26-24 |
| 0 | Bubba McDowell | 10/6/1991 | Den | W, 42-14 |
| 0 | Keith Bulluck | 9/14/2008 | @ Cin | W, 24-7 |
| 0 | Patrick Bailey | 10/30/2011 | Ind | W, 27-10 |

BLOCKED/MISSED FIELD GOALS RETURNED FOR TOUCHDOWNS

| Yards | Player | Date | Opp | Result |
|-------|-----------------|------------|-------|----------|
| 71 | Ken Houston | 10/15/1967 | @ NYJ | T, 28-28 |
| 69 | Donald Mitchell | 10/21/2001 | @ Det | W, 27-24 |
| 62 | Mark Johnston | 11/26/1961 | Den | W, 45-14 |
| 58 | Tony Banfield | 12/9/1962 | Oak | W, 32-17 |

TOP PERFORMANCES: 100-YARD RUSHING GAMES

| Yards | Player | Date | Opp | Att | Avg | TD | | | | | | | |
|-------|----------------|----------|-----|-----|------|----|-----|-----------------------|----------|-----|----|------|---|
| 228 | Chris Johnson | 11/01/09 | Jac | 24 | 9.5 | 2 | 137 | Eddie George | 10/25/98 | Chi | 21 | 6.5 | 0 |
| 216 | Billy Cannon | 12/10/61 | NYT | 25 | 8.6 | 3 | 136 | Chris Johnson | 12/07/08 | Cle | 19 | 7.2 | 1 |
| 216 | Eddie George | 08/31/97 | Oak | 35 | 6.2 | 1 | 135 | Travis Henry | 12/24/06 | Buf | 25 | 5.4 | 0 |
| 206 | Earl Campbell | 11/16/80 | Chi | 31 | 6.6 | 0 | 134 | Chris Johnson | 11/08/09 | SF | 25 | 5.4 | 2 |
| 203 | Earl Campbell | 10/19/80 | TB | 33 | 6.2 | 0 | 134 | Earl Campbell | 12/16/79 | Phi | 16 | 8.4 | 1 |
| 203 | Earl Campbell | 12/21/80 | Min | 29 | 7.0 | 1 | 134 | Eddie George | 11/19/00 | Cle | 36 | 3.7 | 3 |
| 202 | Earl Campbell | 10/26/80 | Cin | 27 | 7.5 | 2 | 134 | Eddie George | 11/08/98 | TB | 27 | 5.0 | 1 |
| 199 | Earl Campbell | 11/20/78 | Mia | 28 | 7.1 | 4 | 133 | Chris Johnson | 01/03/10 | Sea | 36 | 3.7 | 2 |
| 199 | Eddie George | 12/09/99 | Oak | 28 | 7.1 | 2 | 132 | LenDale White | 10/28/07 | Oak | 25 | 5.3 | 0 |
| 197 | Chris Johnson | 09/20/09 | Hou | 16 | 12.3 | 2 | 132 | Chris Johnson | 11/15/09 | Buf | 26 | 5.1 | 2 |
| 195 | Earl Campbell | 11/22/79 | Dal | 33 | 5.9 | 2 | 131 | Derrick Henry | 10/16/17 | Ind | 19 | 6.9 | 1 |
| 195 | Chris Johnson | 10/21/12 | Buf | 18 | 10.8 | 2 | 131 | Chris Johnson | 10/10/10 | Dal | 19 | 6.9 | 2 |
| 194 | Gary Brown | 11/21/93 | Cle | 34 | 5.7 | 1 | 131 | Earl Campbell | 09/16/79 | KC | 32 | 4.1 | 1 |
| 190 | Chris Johnson | 11/27/11 | TB | 23 | 8.3 | 0 | 130 | Earl Campbell | 11/10/80 | NE | 30 | 4.3 | 2 |
| 186 | Earl Campbell | 10/11/81 | Sea | 39 | 4.8 | 2 | 130 | Earl Campbell | 12/11/83 | Cle | 32 | 4.1 | 1 |
| 183 | Hoyle Granger | 12/04/66 | SD | 19 | 9.6 | 0 | 130 | Earl Campbell | 10/16/83 | Min | 29 | 4.5 | 1 |
| 182 | Earl Campbell | 10/04/81 | Cin | 37 | 4.9 | 1 | 130 | Eddie George | 12/30/01 | Cle | 26 | 5.0 | 2 |
| 181 | Earl Campbell | 12/14/80 | GB | 36 | 5.0 | 2 | 130 | Chris Johnson | 11/13/11 | Car | 27 | 4.8 | 1 |
| 181 | Eddie George | 10/08/00 | Cin | 36 | 5.0 | 1 | 130 | Chris Johnson | 12/19/10 | Hou | 24 | 5.4 | 1 |
| 179 | Sid Blanks | 12/13/64 | NYJ | 21 | 8.5 | 3 | 130 | Chris Johnson | 11/21/10 | Was | 21 | 6.2 | 0 |
| 178 | Earl Campbell | 10/12/80 | KC | 38 | 4.7 | 1 | 129 | Eddie George | 12/14/97 | Bal | 26 | 5.0 | 0 |
| 178 | Travis Henry | 10/15/06 | Was | 32 | 5.6 | 1 | 128 | Chris Johnson | 10/18/09 | NE | 17 | 7.5 | 0 |
| 176 | Eddie George | 12/17/00 | Cle | 34 | 5.2 | 3 | 127 | Sid Blanks | 09/19/64 | Oak | 6 | 21.2 | 0 |
| 175 | Chris Brown | 09/09/07 | Jac | 19 | 9.2 | 0 | 127 | Chris Johnson | 12/29/13 | Hou | 27 | 4.7 | 1 |
| 168 | Chris Johnson | 10/19/08 | KC | 18 | 9.3 | 1 | 126 | Mike Rozier | 12/11/88 | Cin | 22 | 5.7 | 3 |
| 167 | Eddie George | 10/16/00 | Jac | 29 | 5.8 | 1 | 126 | Chris Johnson | 11/11/12 | Mia | 23 | 5.5 | 1 |
| 166 | Gary Brown | 11/14/93 | Cin | 26 | 6.4 | 1 | 125 | Chris Johnson | 09/26/10 | NYG | 32 | 3.9 | 2 |
| 166 | Earl Campbell | 09/02/79 | Was | 32 | 5.2 | 2 | 125 | Eddie George | 10/01/00 | NYG | 35 | 3.6 | 1 |
| 160 | Hoyle Granger | 12/23/67 | Mia | 21 | 7.6 | 1 | 125 | Eddie George | 10/19/97 | Was | 31 | 4.0 | 2 |
| 158 | Earl Campbell | 09/23/79 | Cin | 34 | 4.6 | 1 | 125 | Chris Johnson | 11/27/08 | Det | 16 | 7.8 | 2 |
| 157 | Earl Campbell | 11/02/80 | Den | 36 | 4.4 | 2 | 125 | Lorenzo White | 11/26/90 | Buf | 18 | 6.9 | 1 |
| 156 | Lorenzo White | 11/21/94 | NYG | 27 | 5.8 | 0 | 124 | Hoyle Granger | 11/26/67 | BPA | 22 | 5.6 | 1 |
| 155 | Eddie George | 10/17/99 | NO | 28 | 5.5 | 0 | 123 | Earl Campbell | 09/04/83 | GB | 27 | 4.6 | 3 |
| 154 | Chris Johnson | 11/29/09 | Ari | 18 | 8.6 | 1 | 123 | Ronnie Coleman | 09/15/74 | SD | 21 | 5.9 | 0 |
| 153 | Eddie George | 11/01/98 | Pit | 34 | 4.5 | 1 | 123 | Eddie George | 11/14/99 | Cin | 29 | 4.2 | 2 |
| 153 | Chris Johnson | 12/04/11 | Buf | 23 | 6.7 | 2 | 123 | Travis Henry | 10/08/06 | Ind | 19 | 6.5 | 0 |
| 152 | Chris Brown | 09/19/04 | Ind | 26 | 5.8 | 1 | 123 | DeMarco Murray | 10/27/16 | Jax | 21 | 5.9 | 1 |
| 152 | Eddie George | 10/06/96 | Cin | 26 | 5.8 | 1 | 123 | DeMarco Murray | 11/13/16 | GB | 17 | 7.2 | 1 |
| 151 | Chris Johnson | 11/23/09 | Hou | 29 | 5.2 | 0 | 122 | Earl Campbell | 09/06/81 | LAN | 27 | 4.5 | 0 |
| 150 | Chris Johnson | 11/03/13 | StL | 23 | 6.5 | 2 | 122 | Earl Campbell | 11/26/78 | Cin | 27 | 4.5 | 0 |
| 150 | Mike Rozier | 09/20/87 | Buf | 29 | 5.2 | 1 | 122 | Eddie George | 11/09/97 | NYG | 32 | 3.8 | 1 |
| 149 | Earl Campbell | 10/14/79 | Bal | 22 | 6.8 | 3 | 122 | Mike Rozier | 11/29/87 | Ind | 26 | 4.7 | 0 |
| 149 | Rob Carpenter | 11/27/77 | KC | 14 | 10.6 | 0 | 122 | Chris Johnson | 12/17/12 | NYJ | 21 | 5.8 | 1 |
| 149 | LenDale White | 10/19/08 | KC | 17 | 8.8 | 3 | 121 | Eddie George | 10/11/98 | Bal | 30 | 4.0 | 0 |
| 149 | Lorenzo White | 10/11/92 | Cin | 25 | 6.0 | 0 | 121 | Herman Hunter | 10/11/87 | Cle | 28 | 4.3 | 0 |
| 148 | Chris Brown | 10/11/04 | GB | 27 | 5.5 | 2 | 121 | DeMarco Murray | 10/09/16 | Mia | 27 | 4.5 | 0 |
| 147 | Chris Brown | 10/31/04 | Cin | 32 | 4.6 | 1 | 120 | Earl Campbell | 11/05/79 | Mia | 32 | 3.8 | 0 |
| 145 | Billy Cannon | 12/17/61 | Oak | 21 | 6.9 | 1 | 120 | Rob Carpenter | 11/13/77 | Oak | 19 | 6.3 | 0 |
| 144 | Allen Pinkett | 09/01/91 | LAA | 26 | 5.5 | 1 | 119 | Fred Willis | 11/12/72 | Phi | 21 | 5.7 | 0 |
| 144 | Mike Rozier | 10/25/87 | Atl | 29 | 5.0 | 1 | 118 | Billy Cannon | 11/05/61 | Den | 11 | 10.7 | 1 |
| 143 | Joe Dawkins | 11/22/70 | Cle | 22 | 6.5 | 2 | 117 | Chris Johnson | 11/14/10 | Mia | 17 | 6.9 | 1 |
| 143 | Eddie George | 09/08/96 | Jac | 17 | 8.4 | 1 | 117 | Chris Johnson | 12/13/09 | StL | 28 | 4.2 | 2 |
| 143 | Travis Henry | 11/19/06 | Phi | 18 | 7.9 | 1 | 117 | Larry Moriarty | 11/11/84 | KC | 29 | 4.0 | 0 |
| 142 | Earl Campbell | 09/19/82 | Sea | 30 | 4.7 | 1 | 116 | Eddie George | 10/05/97 | Sea | 26 | 4.5 | 0 |
| 142 | Earl Campbell | 09/25/83 | Buf | 30 | 4.7 | 1 | 116 | Lorenzo White | 12/09/90 | Cle | 18 | 6.4 | 4 |
| 142 | Ronnie Coleman | 09/12/76 | TB | 25 | 5.7 | 0 | 116 | Lorenzo White | 12/07/92 | Chi | 21 | 5.5 | 1 |
| 142 | Hoyle Granger | 11/12/67 | Den | 22 | 6.5 | 0 | 115 | Eddie George | 11/23/03 | Atl | 26 | 4.4 | 1 |
| 142 | Skip Hicks | 12/16/01 | GB | 17 | 8.4 | 1 | 115 | DeMarco Murray | 09/24/17 | Sea | 14 | 8.2 | 1 |
| 142 | Chris Johnson | 12/25/09 | SD | 21 | 6.8 | 1 | 115 | Lorenzo White | 12/03/89 | Pit | 23 | 5.0 | 1 |
| 142 | Chris Johnson | 09/12/10 | Oak | 27 | 5.3 | 2 | 114 | Gary Brown | 12/25/93 | SF | 19 | 6.0 | 0 |
| 142 | Charley Tolar | 09/23/62 | SD | 18 | 7.9 | 1 | 114 | Rob Carpenter | 09/21/80 | Bal | 24 | 4.8 | 1 |
| 141 | Woody Campbell | 12/03/67 | Mia | 18 | 7.8 | 1 | 114 | Ronnie Coleman | 10/23/77 | Pit | 26 | 4.4 | 0 |
| 141 | Eddie George | 12/01/96 | NYJ | 28 | 5.0 | 2 | 114 | DeMarco Murray | 09/25/16 | Oak | 16 | 7.1 | 1 |
| 141 | Mike Rozier | 10/09/88 | KC | 27 | 5.2 | 0 | 114 | Dave Smith | 10/14/62 | NYT | 20 | 5.7 | 1 |
| 141 | Chris Johnson | 09/30/12 | Hou | 25 | 5.6 | 0 | 113 | Eddie George | 11/28/99 | Cle | 26 | 4.3 | 2 |
| 141 | Chris Johnson | 11/04/12 | Chi | 16 | 8.8 | 1 | 113 | Eddie George | 10/13/02 | Jac | 31 | 3.6 | 1 |
| 139 | Hoyle Granger | 12/14/69 | BPA | 25 | 5.6 | 0 | 113 | Chris Johnson | 12/06/09 | Ind | 27 | 4.2 | 0 |
| 138 | Earl Campbell | 12/04/83 | Mia | 28 | 4.9 | 1 | 113 | LenDale White | 12/09/07 | SD | 30 | 3.8 | 1 |
| 138 | Hoyle Granger | 10/01/67 | Den | 20 | 6.9 | 0 | 112 | Ode Burrell | 11/28/65 | KC | 14 | 8.0 | 2 |
| 138 | Larry Moriarty | 11/18/84 | NYJ | 23 | 6.0 | 1 | 112 | Earl Campbell | 11/18/79 | Cin | 19 | 5.9 | 2 |
| 137 | Earl Campbell | 09/03/78 | Atl | 15 | 9.1 | 1 | 112 | Ronnie Coleman | 09/28/75 | SD | 16 | 7.0 | 1 |
| | | | | | | | 112 | Mike Rozier | 11/15/87 | Pit | 29 | 3.9 | 0 |

TOP PERFORMANCES: 100-YARD RUSHING GAMES

| | | | | | | | | | | | | | |
|-----|-----------------------|----------|-----|----|------|---|-----|----------------|----------|-----|----|------|---|
| 112 | Marcus Mariota | 12/6/15 | Jax | 9 | 12.4 | 1 | 104 | Earl Campbell | 10/08/78 | Oak | 25 | 4.2 | 0 |
| 111 | Hoyle Granger | 12/03/67 | Mia | 25 | 4.4 | 1 | 104 | Hoyle Granger | 11/09/69 | Cin | 15 | 6.9 | 0 |
| 111 | Chris Johnson | 10/18/10 | Jax | 26 | 4.3 | 1 | 104 | Hoyle Granger | 12/15/68 | BPA | 18 | 5.8 | 2 |
| 111 | Chris Johnson | 12/09/10 | Hou | 22 | 5.0 | 1 | 104 | Chris Johnson | 12/20/09 | Mia | 29 | 3.6 | 0 |
| 110 | Ronnie Coleman | 10/12/75 | Cle | 14 | 7.9 | 0 | 104 | Dave Smith | 09/11/60 | Oak | 19 | 5.5 | 1 |
| 110 | Eddie George | 11/27/97 | Dal | 34 | 3.2 | 0 | 104 | Rodney Thomas | 11/26/95 | Den | 13 | 8.0 | 1 |
| 110 | Charley Tolar | 11/04/62 | DLT | 24 | 4.6 | 0 | 104 | LenDale White | 10/21/07 | Hou | 27 | 3.9 | 1 |
| 109 | Gary Brown | 12/12/93 | Cle | 23 | 4.7 | 0 | 103 | Billy Cannon | 12/15/62 | NYT | 9 | 11.4 | 1 |
| 109 | Earl Campbell | 12/10/79 | Pit | 33 | 3.3 | 0 | 103 | Mike Rozier | 12/27/87 | Cin | 20 | 5.2 | 0 |
| 109 | Earl Campbell | 11/30/80 | Cle | 27 | 4.0 | 1 | 103 | LenDale White | 12/23/07 | NYJ | 23 | 4.5 | 0 |
| 109 | Eddie George | 10/13/96 | Atl | 23 | 4.7 | 0 | 102 | Earl Campbell | 10/29/78 | Cin | 18 | 5.7 | 0 |
| 109 | Derrick Henry | 12/03/17 | Hou | 11 | 9.9 | 1 | 102 | Eddie George | 12/26/99 | Jac | 26 | 3.9 | 0 |
| 109 | Chris Johnson | 09/14/08 | Cin | 19 | 5.7 | 0 | 102 | Eddie George | 12/29/02 | Hou | 25 | 4.1 | 1 |
| 109 | Charley Tolar | 09/09/62 | Buf | 17 | 6.4 | 1 | 102 | Travis Henry | 12/31/06 | NE | 21 | 4.9 | 0 |
| 108 | Earl Campbell | 12/02/79 | Cle | 22 | 4.9 | 1 | 102 | Larry Moriarty | 12/09/84 | LAN | 24 | 4.3 | 1 |
| 108 | Rodney Thomas | 11/05/95 | Cle | 17 | 6.4 | 0 | 101 | Chris Brown | 09/26/04 | Jac | 23 | 4.4 | 1 |
| 107 | Earl Campbell | 11/11/79 | Oak | 32 | 3.3 | 1 | 101 | Gary Brown | 09/03/95 | Jac | 29 | 3.5 | 0 |
| 107 | Earl Campbell | 09/10/78 | KC | 22 | 4.9 | 2 | 101 | Earl Campbell | 10/09/83 | Den | 19 | 5.3 | 1 |
| 107 | Earl Campbell | 11/13/83 | Det | 28 | 3.8 | 0 | 101 | Woody Campbell | 11/12/67 | Den | 16 | 6.3 | 1 |
| 107 | Eddie George | 10/18/98 | Cin | 25 | 4.3 | 0 | 101 | Ronnie Coleman | 11/27/77 | KC | 15 | 6.7 | 0 |
| 107 | Hoyle Granger | 12/16/67 | SD | 27 | 4.0 | 1 | 101 | Eddie George | 12/03/00 | Phi | 32 | 3.2 | 0 |
| 107 | Don Hardeman | 09/28/75 | SD | 27 | 4.0 | 1 | 101 | Eddie George | 12/16/02 | NE | 31 | 3.3 | 0 |
| 107 | Travis Henry | 11/12/06 | Bal | 27 | 4.0 | 1 | 101 | Hoyle Granger | 09/09/67 | KC | 13 | 7.8 | 1 |
| 107 | Roy Hopkins | 10/26/69 | Den | 14 | 7.6 | 2 | 101 | Chris Johnson | 10/02/11 | Cle | 23 | 4.4 | 0 |
| 107 | DeMarco Murray | 10/23/16 | Ind | 25 | 4.3 | 1 | 101 | Allen Pinkett | 09/08/91 | Cin | 21 | 4.8 | 1 |
| 107 | Dave Smith | 10/30/60 | Buf | 12 | 8.9 | 0 | 101 | Charley Tolar | 09/09/61 | Oak | 18 | 5.6 | 1 |
| 107 | Charley Tolar | 12/15/62 | NYT | 29 | 3.7 | 1 | 101 | Butch Woolfolk | 11/03/85 | KC | 14 | 7.2 | 1 |
| 106 | Earl Campbell | 09/15/80 | Cle | 18 | 5.9 | 0 | 100 | Chris Brown | 09/11/04 | Mia | 16 | 6.3 | 0 |
| 106 | Eddie George | 10/27/02 | Cin | 21 | 5.0 | 0 | 100 | Gary Brown | 12/19/93 | Pit | 20 | 5.0 | 0 |
| 106 | Eddie George | 09/07/97 | Mia | 23 | 4.6 | 1 | 100 | Eddie George | 09/21/03 | NO | 29 | 3.4 | 1 |
| 106 | Eddie George | 10/12/97 | Cin | 30 | 3.5 | 0 | 100 | Eddie George | 09/20/98 | NE | 23 | 4.3 | 0 |
| 106 | LenDale White | 11/27/08 | Det | 23 | 4.6 | 2 | 100 | Paul Robinson | 12/16/73 | Cin | 20 | 5.0 | 1 |
| 105 | Earl Campbell | 10/15/78 | Buf | 19 | 5.5 | 0 | 100 | Mike Rozier | 09/04/88 | Ind | 25 | 4.0 | 1 |
| 105 | Billy Cannon | 11/06/60 | Den | 16 | 6.6 | 0 | 100 | LenDale White | 11/04/07 | Car | 31 | 3.2 | 1 |
| 105 | Charley Tolar | 11/11/62 | Oak | 28 | 3.8 | 1 | 100 | Lorenzo White | 09/06/92 | Pit | 13 | 7.7 | 0 |
| 104 | Chris Brown | 12/05/04 | Ind | 19 | 5.5 | 0 | | | | | | | |

TOP PERFORMANCES: 300-YARD PASSING GAMES

| Yards | Player | Date | Opp | Att | Cmp | Pct | TD | Int | Rate | | | | | | | | | | |
|-------|-----------------------|----------|-----|-----|-----|------|----|-----|-------|-----|-------------------|----------|-----|----|----|------|---|---|-------|
| 527 | Warren Moon | 12/16/90 | KC | 45 | 27 | 60.0 | 3 | 0 | 123.1 | 361 | Warren Moon | 09/13/92 | Ind | 39 | 29 | 74.4 | 2 | 0 | 119.7 |
| 492 | Billy Volek | 12/19/04 | Oak | 60 | 40 | 66.7 | 4 | 1 | 107.1 | 360 | Steve McNair | 10/05/03 | NE | 45 | 23 | 51.1 | 0 | 1 | 68.8 |
| 464 | George Blanda | 10/29/61 | Buf | 32 | 18 | 56.3 | 4 | 4 | 101.0 | 358 | Matt Hasselbeck | 09/18/11 | Bal | 42 | 30 | 71.4 | 1 | 1 | 95.1 |
| 457 | Jacky Lee | 10/13/61 | BPA | 41 | 27 | 65.9 | 2 | 2 | 99.3 | 356 | Warren Moon | 10/21/84 | SF | 33 | 25 | 75.8 | 2 | 2 | 105.1 |
| 432 | Warren Moon | 11/10/91 | Dal | 56 | 41 | 73.2 | 0 | 0 | 95.2 | 355 | Warren Moon | 09/30/90 | SD | 46 | 27 | 58.7 | 2 | 1 | 88.6 |
| 426 | Billy Volek | 12/13/04 | KC | 43 | 29 | 67.4 | 4 | 0 | 130.6 | 355 | Neil O'Donnell | 10/03/99 | SF | 40 | 20 | 50.0 | 2 | 1 | 87.0 |
| 423 | Warren Moon | 10/13/91 | NYJ | 50 | 35 | 70.0 | 2 | 2 | 92.3 | 354 | Dan Pastorini | 10/20/74 | STL | 40 | 26 | 65.0 | 1 | 0 | 101.5 |
| 421 | Steve McNair | 10/12/03 | Hou | 27 | 18 | 66.7 | 3 | 0 | 146.8 | 352 | Chris Chandler | 09/24/95 | Cin | 26 | 23 | 88.5 | 4 | 0 | 158.3 |
| 418 | George Blanda | 11/19/61 | NYT | 32 | 20 | 62.5 | 7 | 1 | 132.8 | 351 | George Blanda | 12/03/61 | SD | 33 | 20 | 60.6 | 4 | 1 | 123.9 |
| 414 | Warren Moon | 12/23/89 | Cle | 51 | 32 | 62.7 | 2 | 1 | 93.1 | 350 | George Blanda | 12/17/61 | Oak | 31 | 18 | 58.1 | 4 | 2 | 110.2 |
| 413 | Pete Beathard | 09/09/68 | KC | 48 | 23 | 47.9 | 2 | 3 | 65.7 | 350 | Matt Hasselbeck | 12/24/11 | Jac | 40 | 24 | 60.0 | 1 | 2 | 76.0 |
| 402 | Ryan Fitzpatrick | 12/15/13 | Ari | 58 | 36 | 62.1 | 4 | 2 | 91.3 | 348 | Archie Manning | 09/04/83 | GB | 34 | 22 | 64.7 | 1 | 2 | 83.9 |
| 399 | Warren Moon | 11/17/91 | Cle | 44 | 31 | 70.5 | 3 | 1 | 111.8 | 345 | Zach Mettenberger | 11/23/14 | Phi | 39 | 20 | 51.3 | 2 | 1 | 88.1 |
| 398 | Steve McNair | 09/29/02 | Oak | 46 | 32 | 69.6 | 2 | 4 | 74.4 | 345 | Warren Moon | 11/05/89 | Det | 38 | 30 | 78.9 | 2 | 1 | 111.1 |
| 398 | Warren Moon | 10/05/86 | Det | 38 | 21 | 55.3 | 1 | 3 | 67.7 | 343 | Steve McNair | 11/27/05 | SF | 41 | 23 | 56.1 | 3 | 1 | 97.9 |
| 397 | Warren Moon | 09/09/90 | Atl | 52 | 31 | 59.6 | 4 | 2 | 93.2 | 343 | Warren Moon | 11/04/90 | LAN | 43 | 26 | 60.5 | 1 | 2 | 74.1 |
| 393 | George Blanda | 11/01/64 | Buf | 68 | 37 | 54.4 | 1 | 3 | 58.0 | 342 | George Blanda | 12/22/63 | Oak | 32 | 20 | 62.5 | 5 | 2 | 112.2 |
| 388 | Ken Stabler | 11/23/80 | NYJ | 51 | 33 | 64.7 | 4 | 4 | 81.2 | 342 | Warren Moon | 10/25/92 | Cin | 40 | 27 | 67.5 | 2 | 1 | 100.2 |
| 387 | Vince Young | 11/29/09 | Ari | 43 | 27 | 62.8 | 1 | 0 | 99.7 | 342 | Warren Moon | 12/05/93 | Atl | 42 | 24 | 57.1 | 1 | 0 | 91.6 |
| 386 | George Blanda | 09/16/62 | BPA | 36 | 20 | 55.6 | 3 | 4 | 81.3 | 341 | Steve McNair | 09/12/99 | Cin | 32 | 21 | 65.6 | 3 | 1 | 119.4 |
| 381 | Warren Moon | 10/28/90 | NYJ | 43 | 30 | 69.8 | 1 | 0 | 104.9 | 340 | Lynn Dickey | 11/04/73 | Bal | 32 | 22 | 68.8 | 3 | 2 | 108.9 |
| 378 | Jake Locker | 09/23/12 | Det | 42 | 29 | 69.0 | 2 | 0 | 113.0 | 339 | Warren Moon | 12/15/85 | Cle | 48 | 22 | 45.8 | 2 | 2 | 66.2 |
| 377 | Gifford Nielsen | 12/20/81 | Pit | 37 | 24 | 64.9 | 3 | 2 | 103.1 | 338 | Pete Beathard | 11/16/69 | Den | 41 | 20 | 48.8 | 1 | 1 | 75.1 |
| 371 | Marcus Mariota | 11/08/15 | NO | 39 | 28 | 71.8 | 4 | 0 | 135.7 | 338 | Cody Carlson | 11/26/92 | Det | 33 | 24 | 72.7 | 1 | 2 | 90.2 |
| 369 | Warren Moon | 10/14/90 | Cin | 33 | 21 | 63.6 | 5 | 1 | 128.7 | 338 | Warren Moon | 09/24/89 | Buf | 42 | 28 | 66.7 | 1 | 2 | 79.3 |
| 369 | Warren Moon | 11/07/93 | Sea | 55 | 36 | 65.5 | 2 | 2 | 81.6 | 334 | Steve McNair | 11/25/01 | Pit | 37 | 23 | 62.2 | 2 | 2 | 87.0 |
| 367 | Marcus Mariota | 09/27/15 | Ind | 44 | 27 | 61.4 | 2 | 2 | 84.2 | 334 | Steve McNair | 12/01/02 | NYG | 43 | 30 | 69.8 | 3 | 0 | 115.8 |
| 366 | George Blanda | 11/13/60 | LAC | 55 | 31 | 56.4 | 3 | 4 | 64.7 | 334 | Warren Moon | 10/06/91 | Den | 31 | 19 | 61.3 | 2 | 1 | 106.1 |
| 365 | Warren Moon | 09/09/84 | Ind | 43 | 23 | 53.5 | 0 | 0 | 82.0 | 334 | Billy Volek | 11/14/04 | Chi | 44 | 27 | 61.4 | 2 | 1 | 90.5 |
| 364 | Warren Moon | 12/22/85 | Ind | 40 | 22 | 55.0 | 2 | 2 | 81.7 | 331 | Jacky Lee | 11/25/60 | BPA | 38 | 21 | 55.3 | 1 | 0 | 93.2 |
| | | | | | | | | | | 330 | Cody Carlson | 12/13/92 | GB | 36 | 25 | 69.4 | 0 | 2 | 75.0 |

TOP PERFORMANCES: 300-YARD PASSING GAMES

| | | | | | | | | | | | | | | | | | | | |
|-----|------------------|----------|-----|----|----|------|---|---|-------|-----|----------------|----------|-----|----|----|------|---|---|-------|
| 330 | Warren Moon | 12/08/85 | NYG | 47 | 26 | 55.3 | 2 | 2 | 73.9 | 310 | Warren Moon | 09/13/87 | LAN | 43 | 21 | 48.8 | 2 | 2 | 68.9 |
| 330 | Warren Moon | 09/06/92 | Pit | 45 | 29 | 64.4 | 2 | 5 | 61.6 | 310 | Neil O'Donnell | 09/19/99 | Cle | 40 | 31 | 77.5 | 1 | 0 | 107.3 |
| 329 | Dan Pastorini | 10/17/76 | SD | 39 | 25 | 64.1 | 3 | 1 | 105.6 | 309 | Jake Locker | 12/02/12 | Hou | 45 | 21 | 46.7 | 1 | 3 | 49.2 |
| 329 | Don Trull | 11/13/66 | BPA | 45 | 23 | 51.1 | 3 | 0 | 97.4 | 308 | George Blanda | 09/22/63 | NYJ | 37 | 25 | 67.6 | 1 | 2 | 79.6 |
| 328 | George Blanda | 11/06/64 | BPA | 44 | 20 | 45.5 | 2 | 1 | 76.7 | 308 | George Blanda | 11/07/65 | Oak | 60 | 27 | 45.0 | 2 | 3 | 51.3 |
| 327 | Warren Moon | 11/29/87 | Ind | 44 | 24 | 54.5 | 3 | 2 | 82.3 | 308 | Steve McNair | 12/08/96 | Jac | 37 | 24 | 64.9 | 1 | 1 | 88.6 |
| 326 | Jake Locker | 10/20/13 | SF | 41 | 25 | 61.0 | 2 | 1 | 92.1 | 308 | Warren Moon | 09/23/90 | Ind | 39 | 29 | 74.4 | 3 | 1 | 111.9 |
| 324 | Warren Moon | 11/24/91 | Pit | 48 | 24 | 50.0 | 2 | 5 | 46.2 | 306 | Marcus Mariota | 11/16/17 | Pit | 33 | 22 | 66.7 | 1 | 4 | 66.8 |
| 322 | Warren Moon | 11/18/90 | Cle | 32 | 24 | 75.0 | 5 | 0 | 146.1 | 306 | Marcus Mariota | 10/16/17 | Ind | 32 | 23 | 71.9 | 1 | 1 | 99.2 |
| 321 | Warren Moon | 10/18/92 | Den | 39 | 23 | 59.0 | 2 | 1 | 91.9 | 306 | Warren Moon | 12/16/84 | Cle | 31 | 19 | 61.3 | 0 | 0 | 94.3 |
| 320 | Ryan Fitzpatrick | 11/24/13 | Oak | 42 | 30 | 71.4 | 2 | 0 | 109.2 | 305 | Vince Young | 11/19/07 | Den | 41 | 26 | 63.4 | 1 | 2 | 73.7 |
| 317 | Warren Moon | 10/15/89 | Chi | 26 | 16 | 61.5 | 2 | 2 | 97.8 | 304 | George Blanda | 10/24/65 | KC | 33 | 19 | 57.6 | 5 | 0 | 128.0 |
| 315 | Warren Moon | 09/08/91 | Cin | 37 | 22 | 59.5 | 1 | 1 | 84.9 | 304 | Warren Moon | 10/26/86 | LAA | 46 | 18 | 39.1 | 0 | 4 | 26.0 |
| 315 | Jerry Rhome | 12/13/70 | Cin | 54 | 27 | 50.0 | 2 | 2 | 65.0 | 303 | George Blanda | 09/25/66 | Buf | 54 | 23 | 42.6 | 2 | 5 | 34.7 |
| 314 | Pete Beathard | 10/20/69 | NYJ | 47 | 23 | 48.9 | 1 | 3 | 51.2 | 303 | Warren Moon | 12/02/84 | Pit | 45 | 27 | 60.0 | 1 | 3 | 59.8 |
| 313 | Marcus Mariota | 11/06/16 | SD | 43 | 27 | 62.8 | 3 | 2 | 88.6 | 302 | Steve McNair | 12/09/01 | Min | 33 | 25 | 75.8 | 2 | 0 | 123.5 |
| 312 | George Blanda | 10/25/64 | SD | 37 | 22 | 59.5 | 1 | 2 | 73.3 | 300 | George Blanda | 10/02/66 | Den | 37 | 15 | 40.5 | 5 | 2 | 86.7 |
| 311 | Matt Hasselbeck | 09/25/11 | Den | 36 | 27 | 75.0 | 2 | 0 | 119.1 | 300 | Archie Manning | 09/18/83 | Pit | 35 | 16 | 45.7 | 1 | 4 | 45.8 |
| 310 | Steve McNair | 12/18/05 | Sea | 38 | 23 | 60.5 | 2 | 0 | 104.1 | 300 | Warren Moon | 11/26/90 | Buf | 22 | 16 | 72.7 | 2 | 0 | 145.1 |
| 310 | Warren Moon | 11/09/86 | Cin | 44 | 25 | 56.8 | 1 | 0 | 86.4 | 300 | Kerry Collins | 01/02/11 | Ind | 39 | 28 | 71.8 | 2 | 0 | 111.1 |
| 310 | Warren Moon | 09/26/93 | LAN | 42 | 19 | 45.2 | 1 | 2 | 58.6 | | | | | | | | | | |

TOP PERFORMANCES: 100-YARD RECEIVING GAMES

| Yards | Player | Date | Opp | Rec | Avg | TD | | | | | | | | | | | | | |
|-------|-----------------------|----------|-----|-----|------|----|-----|-----------------------|----------|-----|----|------|---|--|--|--|--|--|--|
| 272 | Charlie Hennigan | 10/13/61 | BPA | 13 | 20.9 | 1 | 145 | Charlie Hennigan | 10/25/64 | SD | 8 | 18.1 | 2 | | | | | | |
| 245 | Haywood Jeffries | 12/16/90 | KC | 9 | 27.2 | 1 | 144 | Drew Hill | 11/17/91 | Cle | 11 | 13.1 | 2 | | | | | | |
| 233 | Drew Bennett | 12/13/04 | KC | 12 | 19.4 | 3 | 143 | Kenny Britt | 12/09/12 | Ind | 8 | 17.9 | 0 | | | | | | |
| 232 | Charlie Hennigan | 10/29/61 | Buf | 9 | 25.8 | 2 | 143 | Charley Frazier | 11/06/64 | BPA | 9 | 15.9 | 1 | | | | | | |
| 225 | Kenny Britt | 10/24/10 | Phi | 7 | 32.1 | 3 | 143 | Charlie Joiner | 12/13/70 | Cin | 6 | 23.8 | 2 | | | | | | |
| 214 | Charlie Hennigan | 12/03/61 | SD | 10 | 21.4 | 3 | 143 | Yancey Thigpen | 10/03/99 | SF | 6 | 23.8 | 1 | | | | | | |
| 210 | Drew Hill | 12/22/85 | Ind | 9 | 23.3 | 2 | 142 | Delanie Walker | 09/14/14 | Dal | 10 | 14.2 | 1 | | | | | | |
| 202 | Charlie Hennigan | 09/16/62 | BPA | 8 | 25.3 | 2 | 141 | Drew Hill | 12/23/89 | Cle | 10 | 14.1 | 2 | | | | | | |
| 197 | Tim Smith | 09/04/83 | GB | 8 | 24.6 | 1 | 140 | Bill Groman | 10/16/60 | DLT | 10 | 14.0 | 1 | | | | | | |
| 188 | Charlie Hennigan | 09/27/64 | Den | 11 | 17.1 | 0 | 139 | Dave Casper (TE) | 12/20/81 | Pit | 6 | 23.2 | 3 | | | | | | |
| 186 | Charlie Hennigan | 09/22/63 | NYJ | 9 | 20.7 | 1 | 139 | Willard Dewveall (TE) | 11/25/62 | SD | 3 | 46.3 | 2 | | | | | | |
| 186 | Haywood Jeffries | 10/13/91 | NYJ | 13 | 14.3 | 0 | 139 | Drew Hill | 11/13/88 | Sea | 8 | 17.4 | 1 | | | | | | |
| 186 | Derrick Mason | 01/06/02 | Cin | 9 | 20.7 | 2 | 139 | Haywood Jeffries | 11/28/93 | Pit | 7 | 19.9 | 1 | | | | | | |
| 185 | Drew Hill | 11/09/86 | Cin | 10 | 18.5 | 0 | 138 | Charlie Hennigan | 10/17/64 | NYJ | 8 | 17.3 | 1 | | | | | | |
| 182 | Charley Frazier | 09/19/65 | BPA | 6 | 30.3 | 2 | 138 | Drew Hill | 10/26/86 | LAA | 7 | 19.7 | 0 | | | | | | |
| 182 | Bill Groman | 11/20/60 | Den | 3 | 60.7 | 2 | 138 | Billy Johnson | 12/18/77 | Cin | 6 | 23.0 | 1 | | | | | | |
| 181 | Charlie Hennigan | 11/29/64 | BPA | 12 | 15.1 | 0 | 137 | Willard Dewveall (TE) | 12/22/63 | Oak | 7 | 19.6 | 2 | | | | | | |
| 180 | Ken Burrough | 11/06/77 | Chi | 6 | 30.0 | 2 | 137 | Derrick Mason | 12/14/03 | Buf | 9 | 15.2 | 0 | | | | | | |
| 179 | Mike Montgomery | 10/20/74 | StL | 9 | 19.9 | 1 | 136 | Kenny Britt | 09/11/11 | Jax | 5 | 27.2 | 2 | | | | | | |
| 177 | Ken Burrough | 11/02/75 | KC | 7 | 25.3 | 2 | 136 | Ken Burrough | 10/17/76 | SD | 5 | 27.2 | 2 | | | | | | |
| 177 | Derrick Mason | 10/12/03 | Hou | 6 | 29.5 | 3 | 135 | Kenny Britt | 09/18/11 | Bal | 9 | 15.0 | 1 | | | | | | |
| 171 | Bill Groman | 11/25/60 | BPA | 9 | 19.0 | 1 | 135 | Webster Slaughter | 11/07/93 | Sea | 9 | 15.0 | 1 | | | | | | |
| 169 | Jared Cook (TE) | 12/24/11 | Jac | 8 | 21.1 | 1 | 134 | Bill Groman | 11/05/61 | Den | 3 | 44.7 | 2 | | | | | | |
| 167 | Tim Smith | 12/16/84 | Cle | 7 | 23.9 | 0 | 134 | Drew Hill | 11/29/87 | Ind | 7 | 19.1 | 2 | | | | | | |
| 162 | Kevin Dyson | 09/12/99 | Cin | 9 | 18.0 | 2 | 133 | Curtis Duncan | 10/18/92 | Den | 5 | 26.6 | 0 | | | | | | |
| 160 | Drew Bennett | 12/19/04 | Oak | 13 | 12.3 | 2 | 133 | Charlie Hennigan | 09/14/63 | Den | 4 | 33.3 | 0 | | | | | | |
| 160 | Charlie Hennigan | 11/01/64 | Buf | 12 | 13.3 | 0 | 133 | Derrick Mason | 12/01/03 | NYJ | 11 | 12.1 | 1 | | | | | | |
| 159 | Tim Smith | 09/16/84 | SD | 5 | 31.8 | 1 | 132 | Drew Hill | 10/27/85 | StL | 6 | 22.0 | 1 | | | | | | |
| 158 | Charley Frazier | 11/13/66 | BPA | 6 | 26.3 | 2 | 132 | Alvin Reed (TE) | 10/27/68 | Buf | 4 | 33.0 | 2 | | | | | | |
| 156 | Ernest Givins | 11/16/86 | Pit | 8 | 19.5 | 1 | 132 | Kendall Wright | 11/30/14 | Hou | 7 | 18.9 | 1 | | | | | | |
| 155 | Delanie Walker | 11/23/14 | Phi | 5 | 31.0 | 0 | 131 | Sid Blanks (RB) | 09/12/64 | SD | 13 | 10.1 | 0 | | | | | | |
| 155 | Ernest Givins | 10/05/86 | Det | 5 | 31.0 | 0 | 131 | Nate Washington | 09/22/13 | SD | 8 | 16.4 | 0 | | | | | | |
| 155 | Bill Groman | 11/06/60 | Den | 7 | 22.1 | 2 | 130 | Curtis Duncan | 11/18/90 | Cle | 7 | 18.6 | 1 | | | | | | |
| 154 | Charley Frazier | 10/02/66 | Den | 5 | 30.8 | 3 | 130 | Charlie Hennigan | 10/17/65 | Den | 7 | 18.6 | 0 | | | | | | |
| 152 | Bill Groman | 11/19/61 | NYT | 5 | 30.4 | 3 | 130 | Butch Woolfolk (RB) | 12/01/85 | Cin | 9 | 14.4 | 1 | | | | | | |
| 151 | Ernest Givins | 10/06/91 | Den | 5 | 30.2 | 0 | 130 | Nate Washington | 12/11/11 | NO | 6 | 21.7 | 1 | | | | | | |
| 150 | Dave Casper (TE) | 11/30/80 | Cle | 7 | 21.4 | 1 | 129 | Ken Burrough | 12/21/75 | Cle | 5 | 25.8 | 1 | | | | | | |
| 150 | Bill Groman | 12/18/60 | BPA | 7 | 21.4 | 0 | 129 | Mac Haik | 12/07/68 | Buf | 6 | 21.5 | 1 | | | | | | |
| 150 | Jerry LeVias | 11/16/69 | Den | 7 | 21.4 | 1 | 129 | Drew Hill | 10/27/91 | Cin | 6 | 21.5 | 1 | | | | | | |
| 150 | Tim Smith | 12/11/83 | Cle | 7 | 21.4 | 2 | 128 | Kenny Britt | 12/19/10 | Hou | 6 | 21.3 | 0 | | | | | | |
| 150 | Kendall Wright | 12/15/13 | Ari | 12 | 12.5 | 0 | 128 | Kenny Britt | 11/29/09 | Ari | 7 | 18.3 | 1 | | | | | | |
| 148 | Drew Bennett | 11/14/04 | Chi | 6 | 24.7 | 1 | 128 | Charley Frazier | 09/25/66 | Buf | 6 | 21.3 | 1 | | | | | | |
| 148 | Drew Hill | 10/30/88 | Was | 9 | 16.4 | 3 | 128 | Ernest Givins | 10/08/89 | NE | 5 | 25.6 | 0 | | | | | | |
| 147 | Justin Gage | 11/16/08 | Jac | 4 | 36.8 | 2 | 128 | Drew Hill | 10/15/89 | Chi | 5 | 25.6 | 1 | | | | | | |
| 147 | Chris Sanders | 11/26/95 | Den | 5 | 29.4 | 2 | 128 | Mike Holston | 12/20/81 | Pit | 5 | 25.6 | 0 | | | | | | |
| 147 | Tim Smith | 09/25/83 | Buf | 11 | 13.4 | 0 | 127 | Billy Parks | 11/04/73 | Bal | 5 | 25.4 | 1 | | | | | | |
| 145 | Ken Burrough | 11/03/74 | NYJ | 7 | 20.7 | 0 | 127 | Chris Sanders | 12/08/96 | Jac | 7 | 18.1 | 0 | | | | | | |
| 145 | Charlie Hennigan | 09/09/62 | Buf | 10 | 14.5 | 2 | 126 | Ernest Givins | 11/22/87 | Cle | 3 | 42.0 | 1 | | | | | | |

TOP PERFORMANCES: 100-YARD RECEIVING GAMES

| | | | | | | | | | | | | | |
|-----|-------------------------|----------|-----|----|------|---|-----|-------------------------|----------|-----|---|------|---|
| 125 | Tim Smith | 12/15/85 | Cle | 7 | 17.9 | 1 | 109 | Ernest Givins | 09/09/90 | Atl | 4 | 27.3 | 2 |
| 124 | Drew Bennett | 12/05/04 | Ind | 3 | 41.3 | 3 | 109 | Bill Groman | 10/13/61 | BPA | 5 | 21.8 | 1 |
| 124 | Delanie Walker | 11/13/16 | GB | 9 | 13.8 | 1 | 109 | Charlie Hennigan | 09/24/61 | SD | 6 | 18.2 | 0 |
| 124 | Oliver Williams | 10/18/87 | NE | 9 | 13.8 | 1 | 109 | Charlie Hennigan | 10/08/61 | Buf | 4 | 27.3 | 0 |
| 124 | Roydell Williams | 10/21/07 | Hou | 5 | 24.8 | 0 | 109 | Drew Hill | 12/20/87 | Pit | 4 | 27.3 | 2 |
| 124 | Butch Woolfolk (RB) | 10/06/85 | Den | 8 | 15.5 | 1 | 109 | Drew Hill | 12/27/87 | Cin | 6 | 18.2 | 0 |
| 123 | Ken Burrough | 11/18/79 | Cin | 6 | 20.5 | 0 | 109 | Justin Hunter | 11/24/13 | Oak | 6 | 18.2 | 1 |
| 123 | Bill Groman | 10/22/61 | DLT | 4 | 30.8 | 2 | 109 | Derrick Mason | 09/08/02 | Phi | 7 | 15.6 | 0 |
| 123 | Charlie Hennigan | 12/17/61 | Oak | 5 | 24.6 | 0 | 109 | Delanie Walker | 11/19/15 | Jac | 8 | 13.6 | 0 |
| 123 | Charlie Hennigan | 11/19/61 | NYT | 8 | 15.4 | 1 | 108 | Willard Dewveall (TE) | 12/17/61 | Oak | 3 | 36.0 | 2 |
| 123 | Charlie Hennigan | 09/28/63 | Buf | 8 | 15.4 | 3 | 108 | Ernest Givins | 09/11/88 | LAA | 9 | 12.0 | 1 |
| 123 | Drew Hill | 09/23/90 | Ind | 10 | 12.3 | 0 | 108 | Ernest Givins | 12/14/86 | Min | 6 | 18.0 | 1 |
| 123 | Webster Slaughter | 12/24/94 | NYJ | 8 | 15.4 | 0 | 108 | Ronnie Harmon (RB) | 11/10/96 | NO | 7 | 15.4 | 1 |
| 122 | Ken Burrough | 12/19/71 | SD | 4 | 30.5 | 1 | 108 | Charlie Hennigan | 10/22/61 | DLT | 4 | 27.0 | 1 |
| 122 | Billy Cannon (RB) | 11/19/61 | NYT | 7 | 17.4 | 3 | 108 | Webster Slaughter | 12/05/93 | Atl | 8 | 13.5 | 1 |
| 122 | Charlie Hennigan | 12/08/63 | BPA | 9 | 13.6 | 2 | 108 | Tim Smith | 12/02/84 | Pit | 7 | 15.4 | 0 |
| 122 | Haywood Jeffires | 11/24/91 | Pit | 8 | 15.3 | 1 | 107 | Ken Burrough | 10/10/76 | Den | 5 | 21.4 | 0 |
| 122 | Jerry LeVias | 10/26/69 | Den | 4 | 30.5 | 1 | 107 | Billy Cannon (RB) | 12/02/62 | Den | 5 | 21.4 | 2 |
| 122 | Derrick Mason | 12/02/01 | Cle | 3 | 40.7 | 2 | 107 | Ernest Givins | 09/26/93 | LAN | 3 | 35.7 | 1 |
| 122 | Rishard Matthews | 11/20/16 | Ind | 9 | 13.6 | 0 | 107 | Drew Hill | 11/15/87 | Pit | 4 | 26.8 | 1 |
| 122 | Alvin Reed (TE) | 09/29/68 | Oak | 8 | 15.3 | 0 | 107 | Derrick Mason | 12/16/01 | GB | 8 | 13.4 | 1 |
| 121 | Derrick Mason | 12/19/04 | Oak | 9 | 13.4 | 1 | 107 | Alvin Reed (TE) | 09/09/68 | KC | 4 | 26.8 | 0 |
| 120 | Dave Casper (TE) | 12/21/80 | Min | 7 | 17.1 | 1 | 107 | Tim Smith | 11/11/84 | KC | 8 | 13.4 | 0 |
| 120 | Tim Smith | 12/08/85 | NYG | 7 | 17.1 | 1 | 107 | Damian Williams | 11/13/11 | Car | 5 | 21.4 | 1 |
| 120 | Butch Woolfolk (RB) | 09/08/85 | Mia | 3 | 40.0 | 1 | 106 | Drew Bennett | 09/10/06 | NYJ | 8 | 13.3 | 0 |
| 119 | Charley Frazier | 11/20/66 | Buf | 4 | 29.8 | 1 | 106 | Ken Burrough | 12/03/72 | Atl | 4 | 26.5 | 0 |
| 119 | Ernest Givins | 12/18/88 | Cle | 6 | 19.8 | 0 | 106 | Charley Frazier | 10/20/63 | Buf | 3 | 35.3 | 1 |
| 119 | Dorial Green-Beckham | 12/06/15 | Jax | 5 | 23.8 | 1 | 106 | Bill Groman | 10/09/60 | NYT | 6 | 17.7 | 0 |
| 119 | Charlie Hennigan | 09/19/64 | Oak | 7 | 17.0 | 1 | 106 | Gary Wellman | 01/02/94 | NYJ | 8 | 13.3 | 0 |
| 119 | Alvin Reed (TE) | 10/20/69 | NYJ | 7 | 17.0 | 0 | 106 | Lorenzo White (RB) | 09/13/92 | Ind | 4 | 26.5 | 1 |
| 118 | Ernest Givins | 11/20/88 | Pho | 5 | 23.6 | 2 | 105 | Mike Barber (TE) | 11/10/80 | NE | 3 | 35.0 | 1 |
| 118 | Derrick Mason | 09/15/02 | Dal | 7 | 16.9 | 0 | 105 | Drew Bennett | 09/21/03 | NO | 8 | 13.1 | 1 |
| 117 | Ken Burrough | 11/04/73 | Bal | 7 | 16.7 | 0 | 105 | Kenny Britt | 10/04/09 | Jac | 7 | 15.0 | 0 |
| 117 | Ernest Givins | 09/13/87 | LAN | 6 | 19.5 | 1 | 105 | Chris Brown (RB) | 11/27/05 | SF | 3 | 35.0 | 1 |
| 117 | Bill Groman | 11/12/61 | BPA | 6 | 19.5 | 1 | 105 | Rishard Matthews | 12/18/16 | KC | 4 | 26.3 | 0 |
| 117 | Haywood Jeffires | 09/06/92 | Pit | 7 | 16.7 | 0 | 105 | Carl Pickens | 09/24/00 | Pit | 2 | 52.5 | 0 |
| 117 | Nate Washington | 12/22/13 | Jac | 6 | 19.5 | 1 | 105 | Bo Scaife (TE) | 09/07/08 | Jac | 6 | 17.5 | 0 |
| 117 | Nate Washington | 11/21/10 | Was | 5 | 23.4 | 0 | 105 | Nate Washington | 09/29/13 | NYJ | 4 | 26.3 | 2 |
| 117 | Nate Washington | 10/31/10 | SD | 4 | 29.3 | 1 | 105 | Lorenzo White (RB) | 12/20/92 | Cle | 6 | 17.5 | 0 |
| 116 | Derrick Mason | 12/01/02 | NYG | 12 | 9.7 | 1 | 104 | Kevin Dyson | 09/10/00 | KC | 6 | 17.3 | 1 |
| 116 | Ben Troupe (TE) | 12/18/05 | Sea | 6 | 19.3 | 0 | 104 | Justin Gage | 12/30/07 | Ind | 7 | 14.9 | 0 |
| 115 | Drew Bennett | 11/12/06 | Bal | 6 | 19.2 | 0 | 104 | Justin Gage | 12/21/08 | Pit | 5 | 20.8 | 1 |
| 115 | Bill Groman | 09/11/60 | Oak | 6 | 19.2 | 1 | 104 | Ernest Givins | 10/16/88 | Pit | 5 | 20.8 | 1 |
| 115 | Nate Washington | 11/20/11 | Atl | 9 | 12.8 | 2 | 104 | Leonard Harris | 10/11/87 | Cle | 6 | 17.3 | 0 |
| 114 | Jim Beirne | 11/09/69 | Cin | 6 | 19.0 | 2 | 104 | Charlie Hennigan | 11/15/64 | Oak | 6 | 17.3 | 0 |
| 114 | Billy Cannon (RB) | 12/10/61 | NYT | 5 | 22.8 | 2 | 104 | Billy Johnson | 11/28/76 | Atl | 5 | 20.8 | 1 |
| 114 | Drew Hill | 12/21/86 | Buf | 5 | 22.8 | 0 | 104 | Derrick Mason | 09/19/04 | Ind | 8 | 13.0 | 0 |
| 114 | Justin Hunter | 12/08/13 | Den | 4 | 28.5 | 1 | 104 | Chris Sanders | 09/24/95 | Cin | 2 | 52.0 | 2 |
| 114 | Derrick Mason | 11/25/01 | Pit | 7 | 16.3 | 0 | 103 | Jim Beirne | 11/28/68 | KC | 4 | 25.8 | 1 |
| 114 | Rishard Matthews | 01/01/17 | Hou | 9 | 12.7 | 1 | 103 | Drew Hill | 12/08/85 | NYG | 6 | 17.2 | 0 |
| 114 | Bob McLeod (TE) | 12/09/62 | Oak | 5 | 22.8 | 1 | 103 | Haywood Jeffires | 09/11/94 | Dal | 6 | 17.2 | 0 |
| 113 | Drew Bennett | 12/10/06 | Hou | 6 | 18.8 | 0 | 103 | Derrick Mason | 10/01/00 | NYG | 6 | 17.2 | 1 |
| 113 | Dorial Green-Beckham | 12/20/15 | NE | 6 | 18.8 | 0 | 103 | Jared Cook (TE) | 12/18/11 | Ind | 9 | 11.4 | 0 |
| 113 | Charlie Hennigan | 09/09/61 | Oak | 4 | 28.3 | 1 | 103 | Kendall Wright | 11/24/13 | Oak | 6 | 17.2 | 1 |
| 113 | Charlie Hennigan | 11/25/60 | BPA | 7 | 16.1 | 0 | 102 | Dave Casper (TE) | 12/19/82 | Phi | 5 | 20.4 | 1 |
| 113 | Drew Hill | 11/24/88 | Dal | 9 | 12.6 | 1 | 102 | Willie Frazier (TE) | 11/06/64 | BPA | 2 | 51.0 | 1 |
| 114 | Rishard Matthews | 11/16/17 | Pit | 5 | 22.6 | 1 | 102 | Ernest Givins | 11/23/86 | Ind | 7 | 14.6 | 0 |
| 112 | Ken Burrough | 12/14/75 | Oak | 4 | 28.0 | 2 | 102 | Bill Groman | 10/23/60 | NYT | 5 | 20.4 | 3 |
| 112 | Pat Coleman | 09/25/94 | Cin | 4 | 28.0 | 0 | 102 | Drew Hill | 11/26/90 | Buf | 6 | 17.0 | 0 |
| 112 | Kevin Dyson | 11/25/01 | Pit | 4 | 28.0 | 1 | 102 | Drew Hill | 12/13/87 | NO | 4 | 25.5 | 0 |
| 112 | John White (TE) | 09/24/61 | SD | 6 | 18.7 | 1 | 102 | Chris Sanders | 12/01/96 | NYJ | 3 | 34.0 | 1 |
| 112 | Nate Washington | 09/23/12 | Det | 3 | 37.3 | 1 | 102 | Tim Smith | 09/09/84 | Ind | 6 | 17.0 | 0 |
| 111 | Ken Burrough | 10/26/75 | Det | 3 | 37.0 | 1 | 102 | Yancey Thigpen | 09/27/98 | Jac | 6 | 17.0 | 2 |
| 111 | Charlie Hennigan | 11/22/64 | KC | 8 | 13.9 | 2 | 102 | Nate Washington | 12/14/14 | NYJ | 6 | 17.0 | 0 |
| 110 | Kevin Dyson | 12/02/01 | Cle | 6 | 18.3 | 0 | 101 | Ernest Givins | 10/14/90 | Cin | 6 | 16.8 | 1 |
| 110 | Charlie Hennigan | 11/13/60 | LAC | 8 | 13.8 | 0 | 101 | Bill Groman | 12/10/61 | NYT | 5 | 20.2 | 0 |
| 110 | Jerry LeVias | 12/06/69 | NYJ | 9 | 12.2 | 1 | 101 | Bill Groman | 12/11/60 | Buf | 3 | 33.7 | 1 |
| 110 | Webster Slaughter | 09/18/94 | Buf | 4 | 27.5 | 0 | 101 | Charlie Hennigan | 10/01/61 | DLT | 3 | 33.7 | 1 |
| 109 | Drew Bennett | 10/03/04 | SD | 9 | 12.1 | 0 | 101 | Charlie Hennigan | 09/07/63 | Oak | 7 | 14.4 | 1 |
| 109 | Ken Burrough | 11/11/79 | Oak | 3 | 36.3 | 2 | 101 | Drew Hill | 11/05/89 | Det | 9 | 11.2 | 1 |
| 109 | Eddie George (RB) | 11/26/00 | Jac | 7 | 15.6 | 0 | 101 | Drew Hill | 11/08/87 | SF | 4 | 25.3 | 0 |

TOP PERFORMANCES: 100-YARD RECEIVING GAMES

| | | | | | | | | | | | | | |
|-----|------------------|----------|-----|---|------|---|-----|--------------------|----------|-----|---|------|---|
| 101 | Mike Holston | 11/29/81 | Atl | 8 | 12.6 | 1 | 100 | Ernest Givins | 10/25/92 | Cin | 8 | 12.5 | 1 |
| 101 | Roy Hopkins (RB) | 11/08/70 | KC | 6 | 16.8 | 0 | 100 | Ernest Givins | 11/26/92 | Det | 4 | 25.0 | 0 |
| 101 | Brandon Jones | 12/24/06 | Buf | 5 | 20.2 | 1 | 100 | Bill Groman | 10/29/61 | Buf | 2 | 50.0 | 2 |
| 101 | Jerry LeVias | 11/29/70 | Den | 3 | 33.7 | 2 | 100 | Drew Hill | 11/20/88 | Pho | 5 | 20.0 | 1 |
| 101 | Jerry LeVias | 11/23/69 | Mia | 4 | 25.3 | 1 | 100 | Chris Johnson (RB) | 11/15/09 | Buf | 9 | 11.1 | 0 |
| 101 | Chris Sanders | 10/18/98 | Cin | 3 | 33.7 | 0 | 100 | Charlie Joiner | 10/25/70 | SD | 5 | 20.0 | 1 |
| 101 | Tim Smith | 10/21/84 | SF | 6 | 16.8 | 1 | 100 | Chris Sanders | 12/19/99 | Atl | 5 | 20.0 | 1 |
| 101 | Kendall Wright | 09/13/15 | TB | 4 | 25.3 | 1 | 100 | Chris Sanders | 12/14/97 | Bal | 7 | 14.3 | 0 |
| 100 | Dave Casper (TE) | 11/28/82 | NE | 6 | 16.7 | 1 | 100 | Chris Sanders | 10/13/96 | Atl | 4 | 25.0 | 1 |
| 100 | Curtis Duncan | 12/13/92 | GB | 6 | 16.7 | 0 | 100 | Frank Wycheck (TE) | 10/21/01 | Det | 7 | 14.3 | 1 |
| 100 | Charley Frazier | 09/03/66 | Den | 6 | 16.7 | 3 | | | | | | | |

CAREER 100-YARD RUSHING GAMES

| No. | Player | W-L-T |
|-----|-----------------------|---------|
| 39 | Earl Campbell | 28-11-0 |
| 36 | Eddie George | 30-6-0 |
| 35 | Chris Johnson | 26-9-0 |
| 11 | Hoyle Granger | 8-2-1 |
| 8 | Mike Rozier | 6-2-0 |
| 7 | Chris Brown | 4-3-0 |
| 7 | LenDale White | 6-1-0 |
| 7 | Lorenzo White | 4-3-0 |
| 6 | Gary Brown | 6-0-0 |
| 6 | Ronnie Coleman | 5-1-0 |
| 6 | DeMarco Murray | 4-2-0 |
| 6 | Charlie Tolar | 6-0-0 |
| 6 | Travis Henry | 3-3-0 |
| 5 | Billy Cannon | 5-0-0 |
| 3 | Rob Carpenter | 2-1-0 |
| 3 | Larry Moriarty | 2-1-0 |
| 3 | Dave Smith | 3-0-0 |
| 2 | Sid Blanks | 2-0-0 |
| 2 | Woody Campbell | 2-0-0 |
| 2 | Derrick Henry | 2-0-0 |
| 2 | Allen Pinkett | 2-0-0 |
| 2 | Rodney Thomas | 2-0-0 |
| 1 | Ode Burrell | 0-1-0 |
| 1 | Joe Dawkins | 0-1-0 |
| 1 | Don Hardeman | 1-0-0 |
| 1 | Skip Hicks | 1-0-0 |
| 1 | Roy Hopkins | 1-0-0 |
| 1 | Marcus Mariota | 1-0-0 |
| 1 | Paul Robinson | 0-1-0 |
| 1 | Fred Willis | 0-1-0 |
| 1 | Butch Woolfolk | 1-0-0 |

CAREER 300-YARD PASSING GAMES

| No. | Player | W-L-T |
|-----|-----------------------|---------|
| 38 | Warren Moon | 20-18-0 |
| 15 | George Blanda | 5-10-0 |
| 10 | Steve McNair | 4-6-0 |
| 5 | Marcus Mariota | 2-3-0 |
| 3 | Matt Hasselbeck | 3-0-0 |
| 3 | Jake Locker | 1-2-0 |
| 3 | Billy Volek | 0-3-0 |
| 3 | Dan Pastorini | 0-3-0 |
| 2 | Cody Carlson | 1-1-0 |
| 2 | Ryan Fitzpatrick | 1-1-0 |
| 2 | Jacky Lee | 1-0-1 |
| 2 | Archie Manning | 0-2-0 |
| 2 | Neil O'Donnell | 1-1-0 |
| 2 | Vince Young | 1-1-0 |
| 1 | Pete Beathard | 0-0-1 |
| 1 | Chris Chandler | 1-0-0 |
| 1 | Kerry Collins | 0-1-0 |
| 1 | Lynn Dickey | 1-0-0 |
| 1 | Zach Mettenberger | 0-1-0 |
| 1 | Gifford Nielsen | 1-0-0 |
| 1 | Jerry Rhome | 0-1-0 |
| 1 | Ken Stabler | 0-1-0 |
| 1 | Don Trull | 0-1-0 |

CAREER 100-YARD RECEIVING GAMES

| No. | Player | W-L-T |
|-----|-------------------------|---------|
| 26 | Charlie Hennigan | 12-14-0 |
| 24 | Drew Hill | 15-9-0 |
| 18 | Ernest Givins | 7-11-0 |
| 14 | Ken Burrough | 12-2-0 |
| 13 | Derrick Mason | 7-6-0 |
| 10 | Tim Smith | 3-7-0 |
| 9 | Drew Bennett | 3-6-0 |
| 9 | Nate Washington | 4-5-0 |
| 8 | Charles Frazier | 3-5-0 |
| 8 | Bill Groman | 8-0-0 |
| 8 | Chris Sanders | 6-2-0 |
| 7 | Kenny Britt | 4-3-0 |
| 6 | Haywood Jeffires | 3-3-0 |
| 5 | Jerry LeVias | 3-1-1 |
| 5 | Kendall Wright | 3-2-0 |
| 4 | Kevin Dyson | 3-1-0 |
| 4 | Rishard Matthews | 2-2-0 |
| 4 | Alvin Reed | 1-3-0 |
| 4 | Webster Slaughter | 2-2-0 |
| 4 | Delanie Walker | 1-3-0 |
| 3 | Curtis Duncan | 1-2-0 |
| 3 | Justin Gage | 3-0-0 |
| 2 | Mike Barber | 2-0-0 |
| 2 | Jim Bierne | 0-1-1 |
| 2 | Jared Cook | 1-1-0 |
| 2 | Willard Dewveall | 1-1-0 |
| 2 | Dorial Green-Beckham | 1-1-0 |
| 2 | Justin Hunter | 1-1-0 |
| 2 | Billy Johnson | 2-0-0 |
| 2 | Charlie Joiner | 0-1-1 |
| 2 | Yancey Thigpen | 0-2-0 |
| 2 | Lorenzo White | 2-0-0 |
| 2 | Butch Woolfolk | 1-1-0 |
| 1 | Sid Blanks | 0-1-0 |
| 1 | Chris Brown | 1-0-0 |
| 1 | Pat Coleman | 1-0-0 |
| 1 | Willie Fraizer | 1-0-0 |
| 1 | Eddie George | 0-1-0 |
| 1 | Mac Haik | 1-0-0 |
| 1 | Ronnie Harmon | 1-0-0 |
| 1 | Leonard Harris | 1-0-0 |
| 1 | Mike Holston | 0-1-0 |
| 1 | Roy Hopkins | 0-1-0 |
| 1 | Chris Johnson | 1-0-0 |
| 1 | Brandon Jones | 1-0-0 |
| 1 | Mike Montgomery | 0-1-0 |
| 1 | Dave Parks | 1-0-0 |
| 1 | Carl Pickens | 1-0-0 |
| 1 | Bo Scaife | 1-0-0 |
| 1 | Ben Troupe | 0-1-0 |
| 1 | Gary Wellman | 1-0-0 |
| 1 | John White | 0-1-0 |
| 1 | Damian Williams | 1-0-0 |
| 1 | Oliver Williams | 0-1-0 |
| 1 | Roydell Williams | 1-0-0 |
| 1 | Frank Wycheck | 1-0-0 |

TOP PERFORMANCES BY TEAMMATES

GAMES WITH MORE THAN ONE 100-YARD RUSHER

| | |
|---------------|---|
| Dec. 15, 1962 | @ New York, Billy Cannon (9-103) and Charlie Tolar (29-107) |
| Nov. 12, 1967 | @ Denver, Woody Campbell (16-101) and Hoyle Granger (22-142) |
| Dec. 3, 1967 | vs. Miami, Woody Campbell (18-141) and Hoyle Granger (25-111) |
| Sep. 28, 1975 | vs. San Diego, Ronnie Coleman (16-112) and Don Hardeman (27-107) |
| Nov. 27, 1977 | vs. Kansas City, Rob Carpenter (14-149) and Ronnie Coleman (15-101) |
| Oct. 19, 2008 | @ Kansas City, Chris Johnson (18-168) and LenDale White (17-149) |
| Nov. 27, 2008 | @ Detroit, Chris Johnson (16-125) and LenDale White (23-106) |

GAMES WITH MORE THAN ONE 100-YARD RECEIVER

| | |
|---------------|---|
| Nov. 25, 1960 | @ Boston, Bill Groman (9-171) and Charlie Hennigan (7-113) |
| Sep. 24, 1961 | @ San Diego, Charlie Hennigan (6-109) and John White (6-112) |
| Oct. 13, 1961 | @ Boston, Bill Groman (8-148) and Charlie Hennigan (13-272) |
| Oct. 22, 1961 | vs. Dallas, Bill Groman (4-123) and Charlie Hennigan (4-108) |
| Sep. 12, 1964 | @ San Diego, Sid Banks (12-131) and Charlie Hennigan (7-104) |
| Nov. 6, 1964 | @ Boston, Charles Frazier (9-143) and Willie Frazier (2-102) |
| Nov. 4, 1973 | @ Baltimore, Ken Burrough (7-117) and Dave Parks (5-127) |
| Nov. 20, 1978 | vs. Miami, Mike Barber (4-112) and Ken Burrough (6-103) |
| Nov. 20, 1988 | vs. Phoenix, Ernest Givens (5-118) and Drew Hill (5-100) |
| Nov. 25, 2001 | vs. Pittsburgh, Kevin Dyson (4-112) and Derrick Mason (7-114) |
| Dec. 2, 2001 | @ Cleveland, Kevin Dyson (6-110) and Derrick Mason (3-122) |
| Dec. 19, 2004 | @ Oakland, Derrick Mason (9-121) and Drew Bennett (13-160) |
| Nov. 24, 2013 | @ Oakland, Justin Hunter (6-109) and Kendall Wright (6-103) |

GAMES WITH 300-YARD PASSER, TWO 100-YARD RECEIVERS

| | |
|---------------|---|
| Nov. 25, 1960 | at Boston, Jackie Lee (331 yards passing), Bill Groman (171 receiving), Charlie Hennigan (113 receiving) |
| Oct. 13, 1961 | at Boston, Jacky Lee (457 yards passing), Charlie Hennigan (272 receiving), Bill Groman (148 receiving) |
| Nov. 6, 1964 | at Boston, George Blanda (328 yards passing), Charles Frazier (143 receiving), Willie Frazier (102 receiving) |
| Nov. 4, 1973 | at Baltimore, Lynn Dickey (340 yards passing), Dave Parks (127 receiving), Ken Burrough (117 receiving) |
| Nov. 25, 2001 | vs. Pittsburgh, Steve McNair (334 yards passing), Derrick Mason (114 receiving), Kevin Dyson (112 receiving) |
| Dec. 19, 2004 | at Oakland, Billy Volek (492 yards passing), Drew Bennett (160 receiving), Derrick Mason (121 receiving) |
| Nov. 24, 2013 | at Oakland, Ryan Fitzpatrick (320 yards passing), Justin Hunter (109 receiving), Kendall Wright (103 receiving) |

GAMES WITH 100-YARD RUSHER, 100-YARD RECEIVER & 300-YARD PASSER

| | |
|---------------|---|
| Dec. 17, 1961 | at Oakland, George Blanda (350 yards passing), Billy Cannon (145 rushing), Charlie Hennigan (123 receiving), Willard Dewveall (108 receiving) |
| Sep. 4, 1983 | vs. Green Bay, Archie Manning (348 yards passing), Earl Campbell (123 rushing), Tim Smith (197 receiving) |
| Nov. 29, 1987 | at Indianapolis, Warren Moon (327 yards passing), Mike Rozier (122 rushing), Drew Hill (134 receiving) |
| Nov. 26, 1990 | vs. Buffalo, Warren Moon (300 yards passing), Lorenzo White (125 rushing), Drew Hill (102 receiving) |
| Sep. 6, 1992 | vs. Pittsburgh, Warren Moon (330 yards passing), Lorenzo White (100 rushing) and Haywood Jeffires (117 receiving) |
| Nov. 29, 2009 | vs. Arizona, Vince Young (387 yards passing), Chris Johnson (154 rushing) and Kenny Britt (128 receiving) |

LARGEST WIN/LOSS MARGINS

LARGEST MARGIN OF VICTORY

| MARGIN | SCORE | DATE | OPPONENT |
|---------------|-------|----------|----------------|
| 1. 55 points | 55-0 | 9/9/61 | OAKLAND |
| 2. 47 points | 47-0 | 11/6/77 | CHICAGO |
| 3. 44 points | 58-14 | 12/9/90 | CLEVELAND |
| 4. 42 points | 55-13 | 11/5/61 | at Denver |
| 5. 40 points | 47-7 | 12/13/09 | ST. LOUIS |
| 6. 39 points | 56-17 | 10/14/62 | N.Y. TITANS |
| 7. 38 points | 45-7 | 9/3/66 | DENVER |
| 8. 37 points | 47-10 | 11/27/08 | at Detroit |
| 9. 36 points | 49-13 | 11/19/61 | N.Y. TITANS |
| 10. 35 points | 41-6 | 12/11/88 | CINCINNATI |
| 35 points | 38-3 | 11/14/93 | at Cincinnati |
| 12. 34 points | 37-3 | 11/11/12 | at Miami |
| 34 points | 44-10 | 12/15/62 | at N.Y. Titans |
| 13. 32 points | 35-3 | 12/10/00 | CINCINNATI |
| 32 points | 35-3 | 10/27/91 | CINCINNATI |
| 32 points | 39-7 | 10/1/89 | MIAMI |

LARGEST MARGIN OF DEFEAT

| MARGIN | SCORE | DATE | OPPONENT |
|---------------|-------|----------|----------------|
| 1. 59 points | 59-0 | 10/18/09 | at New England |
| 2. 54 points | 61-7 | 12/17/89 | at Cincinnati |
| 3. 48 points | 55-7 | 12/23/12 | at Green Bay |
| 4. 44 points | 44-0 | 11/1/70 | at St. Louis |
| 44 points | 61-17 | 12/17/72 | CINCINNATI |
| 6. 43 points | 57-14 | 10/1/17 | at Houston |
| 7. 42 points | 45-3 | 11/1/63 | at Boston |
| 42 points | 52-10 | 12/20/70 | at Dallas |
| 42 points | 45-3 | 9/18/88 | at N.Y. Jets |
| 10. 41 points | 55-14 | 11/6/83 | CINCINNATI |
| 41 points | 51-10 | 10/13/74 | at Minnesota |
| 12. 39 points | 52-13 | 9/18/66 | at N.Y. Jets |
| 13. 34 points | 34-0 | 10/9/72 | OAKLAND |
| 34 points | 34-0 | 11/26/89 | at Kansas City |
| 34 points | 41-7 | 10/23/11 | HOUSTON |
| 16. 33 points | 40-7 | 11/22/87 | CLEVELAND |
| 33 points | 40-7 | 9/17/06 | at San Diego |



NFL STATISTICS

FINAL 2017 NFL STANDINGS

American Football Conference - 2017 Regular Season

| <u>AFC East Team</u> | <u>W</u> | <u>L</u> | <u>T</u> | <u>Pct</u> | <u>PF</u> | <u>PA</u> | <u>Net Pts</u> | <u>TD</u> | <u>Home</u> | <u>Road</u> | <u>Div</u> | <u>Conf</u> | <u>Non-Conf</u> | <u>Streak</u> | <u>Last 5</u> |
|-------------------------|----------|----------|----------|------------|-----------|-----------|----------------|-----------|-------------|-------------|------------|-------------|-----------------|---------------|---------------|
| *- New England Patriots | 13 | 3 | 0 | .813 | 458 | 296 | 162 | 49 | 6-2 | 7-1 | 5-1 | 10-2 | 3-1 | 3W | 4-1 |
| x- Buffalo Bills | 9 | 7 | 0 | .563 | 302 | 359 | -57 | 31 | 6-2 | 3-5 | 3-3 | 7-5 | 2-2 | 1W | 3-2 |
| Miami Dolphins | 6 | 10 | 0 | .375 | 281 | 393 | -112 | 31 | 4-4 | 2-6 | 2-4 | 5-7 | 1-3 | 3L | 2-3 |
| New York Jets | 5 | 11 | 0 | .313 | 298 | 382 | -84 | 32 | 4-4 | 1-7 | 2-4 | 5-7 | 0-4 | 4L | 1-4 |
| <u>AFC North Team</u> | <u>W</u> | <u>L</u> | <u>T</u> | <u>Pct</u> | <u>PF</u> | <u>PA</u> | <u>Net Pts</u> | <u>TD</u> | <u>Home</u> | <u>Road</u> | <u>Div</u> | <u>Conf</u> | <u>Non-Conf</u> | <u>Streak</u> | <u>Last 5</u> |
| z- Pittsburgh Steelers | 13 | 3 | 0 | .813 | 406 | 308 | 98 | 43 | 6-2 | 7-1 | 6-0 | 10-2 | 3-1 | 2W | 4-1 |
| Baltimore Ravens | 9 | 7 | 0 | .563 | 395 | 303 | 92 | 42 | 5-3 | 4-4 | 3-3 | 7-5 | 2-2 | 1L | 3-2 |
| Cincinnati Bengals | 7 | 9 | 0 | .438 | 290 | 349 | -59 | 34 | 4-4 | 3-5 | 3-3 | 6-6 | 1-3 | 2W | 2-3 |
| Cleveland Browns | 0 | 16 | 0 | .000 | 234 | 410 | -176 | 27 | 0-8 | 0-8 | 0-6 | 0-12 | 0-4 | 16L | 0-5 |
| <u>AFC South Team</u> | <u>W</u> | <u>L</u> | <u>T</u> | <u>Pct</u> | <u>PF</u> | <u>PA</u> | <u>Net Pts</u> | <u>TD</u> | <u>Home</u> | <u>Road</u> | <u>Div</u> | <u>Conf</u> | <u>Non-Conf</u> | <u>Streak</u> | <u>Last 5</u> |
| z- Jacksonville Jaguars | 10 | 6 | 0 | .625 | 417 | 268 | 149 | 47 | 6-2 | 4-4 | 4-2 | 9-3 | 1-3 | 2L | 3-2 |
| x- Tennessee Titans | 9 | 7 | 0 | .563 | 334 | 356 | -22 | 33 | 6-2 | 3-5 | 5-1 | 8-4 | 1-3 | 1W | 2-3 |
| Indianapolis Colts | 4 | 12 | 0 | .250 | 263 | 404 | -141 | 25 | 3-5 | 1-7 | 2-4 | 3-9 | 1-3 | 1W | 1-4 |
| Houston Texans | 4 | 12 | 0 | .250 | 338 | 436 | -98 | 40 | 3-5 | 1-7 | 1-5 | 3-9 | 1-3 | 6L | 0-5 |
| <u>AFC West Team</u> | <u>W</u> | <u>L</u> | <u>T</u> | <u>Pct</u> | <u>PF</u> | <u>PA</u> | <u>Net Pts</u> | <u>TD</u> | <u>Home</u> | <u>Road</u> | <u>Div</u> | <u>Conf</u> | <u>Non-Conf</u> | <u>Streak</u> | <u>Last 5</u> |
| z- Kansas City Chiefs | 10 | 6 | 0 | .625 | 415 | 339 | 76 | 42 | 6-2 | 4-4 | 5-1 | 8-4 | 2-2 | 4W | 4-1 |
| Los Angeles Chargers | 9 | 7 | 0 | .563 | 355 | 272 | 83 | 43 | 5-3 | 4-4 | 3-3 | 6-6 | 3-1 | 2W | 4-1 |
| Oakland Raiders | 6 | 10 | 0 | .375 | 301 | 373 | -72 | 36 | 4-4 | 2-6 | 2-4 | 5-7 | 1-3 | 4L | 1-4 |
| Denver Broncos | 5 | 11 | 0 | .313 | 289 | 382 | -93 | 31 | 4-4 | 1-7 | 2-4 | 4-8 | 1-3 | 2L | 2-3 |

National Football Conference - 2017 Regular Season

| <u>NFC East Team</u> | <u>W</u> | <u>L</u> | <u>T</u> | <u>Pct</u> | <u>PF</u> | <u>PA</u> | <u>Net Pts</u> | <u>TD</u> | <u>Home</u> | <u>Road</u> | <u>Div</u> | <u>Conf</u> | <u>Non-Conf</u> | <u>Streak</u> | <u>Last 5</u> |
|------------------------|----------|----------|----------|------------|-----------|-----------|----------------|-----------|-------------|-------------|------------|-------------|-----------------|---------------|---------------|
| *- Philadelphia Eagles | 13 | 3 | 0 | .813 | 457 | 295 | 162 | 53 | 7-1 | 6-2 | 5-1 | 10-2 | 3-1 | 1L | 3-2 |
| Dallas Cowboys | 9 | 7 | 0 | .563 | 354 | 332 | 22 | 42 | 3-5 | 6-2 | 5-1 | 7-5 | 2-2 | 1W | 4-1 |
| Washington Redskins | 7 | 9 | 0 | .438 | 342 | 388 | -46 | 39 | 5-3 | 2-6 | 1-5 | 5-7 | 2-2 | 1L | 2-3 |
| New York Giants | 3 | 13 | 0 | .188 | 246 | 388 | -142 | 28 | 2-6 | 1-7 | 1-5 | 1-11 | 2-2 | 1W | 1-4 |
| <u>NFC North Team</u> | <u>W</u> | <u>L</u> | <u>T</u> | <u>Pct</u> | <u>PF</u> | <u>PA</u> | <u>Net Pts</u> | <u>TD</u> | <u>Home</u> | <u>Road</u> | <u>Div</u> | <u>Conf</u> | <u>Non-Conf</u> | <u>Streak</u> | <u>Last 5</u> |
| z- Minnesota Vikings | 13 | 3 | 0 | .813 | 382 | 252 | 130 | 41 | 7-1 | 6-2 | 5-1 | 10-2 | 3-1 | 3W | 4-1 |
| Detroit Lions | 9 | 7 | 0 | .563 | 410 | 376 | 34 | 46 | 4-4 | 5-3 | 5-1 | 8-4 | 1-3 | 1W | 3-2 |
| Green Bay Packers | 7 | 9 | 0 | .438 | 320 | 384 | -64 | 40 | 4-4 | 3-5 | 2-4 | 5-7 | 2-2 | 3L | 2-3 |
| Chicago Bears | 5 | 11 | 0 | .313 | 264 | 320 | -56 | 31 | 3-5-0 | 2-6-0 | 0-6 | 1-11 | 4-0 | 1L | 2-3 |
| <u>NFC South Team</u> | <u>W</u> | <u>L</u> | <u>T</u> | <u>Pct</u> | <u>PF</u> | <u>PA</u> | <u>Net Pts</u> | <u>TD</u> | <u>Home</u> | <u>Road</u> | <u>Div</u> | <u>Conf</u> | <u>Non-Conf</u> | <u>Streak</u> | <u>Last 5</u> |
| z- New Orleans Saints | 11 | 5 | 0 | .688 | 448 | 326 | 122 | 51 | 7-1 | 4-4 | 4-2 | 8-4 | 3-1 | 1L | 3-2 |
| Carolina Panthers | 11 | 5 | 0 | .688 | 363 | 327 | 36 | 40 | 6-2 | 5-3 | 3-3 | 7-5 | 4-0 | 1L | 3-2 |
| Atlanta Falcons | 10 | 6 | 0 | .625 | 353 | 315 | 38 | 36 | 5-3 | 5-3 | 4-2 | 9-3 | 1-3 | 1W | 3-2 |
| Tampa Bay Buccaneers | 5 | 11 | 0 | .313 | 335 | 382 | -47 | 38 | 4-4-0 | 1-7-0 | 1-5 | 3-9 | 2-2 | 1W | 1-4 |
| <u>NFC West Team</u> | <u>W</u> | <u>L</u> | <u>T</u> | <u>Pct</u> | <u>PF</u> | <u>PA</u> | <u>Net Pts</u> | <u>TD</u> | <u>Home</u> | <u>Road</u> | <u>Div</u> | <u>Conf</u> | <u>Non-Conf</u> | <u>Streak</u> | <u>Last 5</u> |
| z- Los Angeles Rams | 11 | 5 | 0 | .688 | 478 | 329 | 149 | 51 | 4-4 | 7-1 | 4-2 | 7-5 | 4-0 | 1L | 3-2 |
| Seattle Seahawks | 9 | 7 | 0 | .563 | 366 | 332 | 34 | 43 | 4-4 | 5-3 | 4-2 | 7-5 | 2-2 | 1L | 2-3 |
| Arizona Cardinals | 8 | 8 | 0 | .500 | 295 | 361 | -66 | 29 | 5-3 | 3-5 | 3-3 | 5-7 | 3-1 | 2W | 3-2 |
| San Francisco 49ers | 6 | 10 | 0 | .375 | 331 | 383 | -52 | 31 | 3-5 | 3-5 | 1-5 | 3-9 | 3-1 | 5W | 5-0 |

y - Clinched Wild Card

z - Clinched Division

* - Clinched Division and Homefield Advantage

Playoff Results:

Wild Card Round

TITANS 22 at Kansas City 21
ATLANTA 26 at Los Angeles Rams 13
Buffalo 3 at JACKSONVILLE 10
Carolina 26 at NEW ORLEANS 31

Divisional Round

Atlanta 10 at PHILADELPHIA 15
Tennessee 14 at NEW ENGLAND 35
JACKSONVILLE 45 at Pittsburgh 42
New Orleans 24 at MINNESOTA 29

Championship Round

Jacksonville 20 at NEW ENGLAND 24
Minnesota 7 at PHILADELPHIA 38

Super Bowl LII

PHILADELPHIA 41 at New England 33

WEEK 17 / THROUGH SUNDAY, DECEMBER 31, 2017

| OFFENSE | Tenn. | K.C. | Atl. | LA-R | Buff. | Jax | Car. | N.O. |
|-------------------|-------|-------|-------|-------|-------|-------|-------|-------|
| GAMES (Won-Lost) | 9-7 | 10-6 | 10-6 | 11-5 | 9-7 | 10-6 | 11-5 | 11-5 |
| FIRST DOWNS | 290 | 322 | 330 | 311 | 278 | 332 | 320 | 332 |
| Rushing | 97 | 95 | 101 | 97 | 105 | 101 | 121 | 111 |
| Passing | 157 | 198 | 200 | 185 | 149 | 193 | 167 | 201 |
| Penalty | 36 | 29 | 29 | 29 | 24 | 38 | 32 | 20 |
| YDS GAINED (tot) | 5024 | 6007 | 5837 | 5784 | 4842 | 5855 | 5179 | 6259 |
| Avg per Game | 314.0 | 375.4 | 364.8 | 361.5 | 302.6 | 365.9 | 323.7 | 391.2 |
| RUSHING (net) | 1833 | 1903 | 1847 | 1953 | 2017 | 2262 | 2102 | 2070 |
| Avg per Game | 114.6 | 118.9 | 115.4 | 122.1 | 126.1 | 141.4 | 131.4 | 129.4 |
| Rushes | 443 | 405 | 430 | 454 | 487 | 527 | 490 | 444 |
| Yards per Rush | 4.1 | 4.7 | 4.3 | 4.3 | 4.1 | 4.3 | 4.3 | 4.7 |
| PASSING (net) | 3191 | 4104 | 3990 | 3831 | 2825 | 3593 | 3077 | 4189 |
| Avg per Game | 199.4 | 256.5 | 249.4 | 239.4 | 176.6 | 224.6 | 192.3 | 261.8 |
| Passes Att. | 496 | 543 | 530 | 518 | 476 | 527 | 501 | 536 |
| Completed | 306 | 363 | 343 | 320 | 289 | 316 | 293 | 386 |
| Pct Completed | 61.7 | 66.9 | 64.7 | 61.8 | 60.7 | 60.0 | 58.5 | 72.0 |
| Yards Gained | 3394 | 4326 | 4146 | 4023 | 3086 | 3716 | 3319 | 4334 |
| Sacked | 35 | 37 | 24 | 28 | 47 | 24 | 35 | 20 |
| Yards Lost | 203 | 222 | 156 | 192 | 261 | 123 | 242 | 145 |
| Had intercepted | 17 | 8 | 12 | 7 | 10 | 13 | 16 | 8 |
| Yards Opp Ret | 262 | 100 | 233 | 80 | 190 | 181 | 249 | 49 |
| Opp TDs on Int | 2 | 0 | 1 | 0 | 1 | 1 | 1 | 1 |
| PUNTS | 75 | 65 | 53 | 65 | 79 | 88 | 71 | 60 |
| Avg Yards | 49.7 | 45.2 | 44.9 | 47.9 | 44.7 | 43.6 | 46.0 | 47.0 |
| PUNT RETURNS | 36 | 35 | 27 | 45 | 24 | 35 | 40 | 34 |
| Avg Return | 8.5 | 6.3 | 7.4 | 10.2 | 8.9 | 9.3 | 8.0 | 6.4 |
| Returned for TD | 0 | 1 | 0 | 0 | 0 | 1 | 1 | 0 |
| KICKOFF RETURNS | 28 | 47 | 39 | 40 | 32 | 25 | 34 | 36 |
| Avg Return | 22.1 | 22.4 | 22.3 | 25.0 | 20.0 | 22.0 | 22.4 | 22.9 |
| Returned for TD | 0 | 0 | 0 | 1 | 0 | 0 | 1 | 1 |
| PENALTIES | 85 | 118 | 102 | 107 | 98 | 112 | 83 | 105 |
| Yards Penalized | 785 | 1044 | 918 | 922 | 872 | 936 | 682 | 962 |
| FUMBLES BY | 10 | 14 | 17 | 29 | 17 | 24 | 19 | 19 |
| Fumbles Lost | 8 | 3 | 6 | 14 | 6 | 10 | 6 | 10 |
| Opp Fumbles | 23 | 19 | 19 | 23 | 25 | 25 | 19 | 20 |
| Opp Fum Lost | 9 | 10 | 8 | 10 | 7 | 12 | 11 | 5 |
| POSS. TIME (avg) | 29:51 | 30:39 | 29:50 | 30:06 | 28:06 | 31:47 | 32:17 | 31:04 |
| TOUCHDOWNS | 33 | 42 | 36 | 51 | 31 | 47 | 40 | 51 |
| Rushing | 18 | 12 | 12 | 17 | 12 | 18 | 15 | 23 |
| Passing | 14 | 26 | 21 | 28 | 16 | 21 | 22 | 23 |
| Returns | 1 | 4 | 3 | 6 | 3 | 8 | 3 | 5 |
| EXTRA-PT KICKS | 31/33 | 40/40 | 35/35 | 48/51 | 29/29 | 37/41 | 34/37 | 47/50 |
| 2-PT CONVERSIONS | 0/0 | 0/2 | 0/1 | 0/0 | 0/1 | 3/6 | 1/3 | 1/1 |
| FIELD GOALS/FGA | 35/42 | 41/45 | 34/39 | 40/43 | 29/33 | 30/35 | 29/30 | 31/36 |
| POINTS SCORED | 334 | 415 | 353 | 478 | 302 | 417 | 363 | 448 |
| | | | | | | | | |
| DEFENSE | Tenn. | K.C. | Atl. | LA-R | Buff. | Jax | Car. | N.O. |
| POINTS ALLOWED | 356 | 339 | 315 | 329 | 359 | 268 | 327 | 326 |
| OPP FIRST DOWNS | 323 | 352 | 323 | 300 | 348 | 257 | 282 | 308 |
| Rushing | 68 | 112 | 97 | 86 | 121 | 91 | 69 | 92 |
| Passing | 231 | 204 | 197 | 181 | 199 | 143 | 187 | 172 |
| Penalty | 24 | 36 | 29 | 33 | 28 | 23 | 26 | 44 |
| OPP YARDS GAINED | 5248 | 5842 | 5094 | 5434 | 5682 | 4578 | 5074 | 5384 |
| Avg per Game | 328.0 | 365.1 | 318.4 | 339.6 | 355.1 | 286.1 | 317.1 | 336.5 |
| OPP RUSHING (net) | 1420 | 1890 | 1665 | 1959 | 1994 | 1860 | 1409 | 1787 |
| Avg per Game | 88.8 | 118.1 | 104.1 | 122.4 | 124.6 | 116.3 | 88.1 | 111.7 |
| Rushes | 398 | 443 | 402 | 417 | 466 | 429 | 353 | 406 |
| Yards per Rush | 3.6 | 4.3 | 4.1 | 4.7 | 4.3 | 4.3 | 4.0 | 4.4 |
| OPP PASSING (net) | 3828 | 3952 | 3429 | 3475 | 3688 | 2718 | 3665 | 3597 |
| Avg per Game | 239.3 | 247.0 | 214.3 | 217.2 | 230.5 | 169.9 | 229.1 | 224.8 |
| Passes Att. | 605 | 570 | 553 | 555 | 573 | 509 | 550 | 554 |
| Completed | 369 | 325 | 362 | 324 | 370 | 289 | 351 | 329 |
| Pct Completed | 61.0 | 57.0 | 65.5 | 58.4 | 64.6 | 56.8 | 63.8 | 59.4 |
| Sacked | 43 | 31 | 39 | 48 | 27 | 55 | 50 | 42 |
| Yards Lost | 272 | 179 | 296 | 324 | 156 | 356 | 304 | 287 |
| INTERCEPTED BY | 12 | 16 | 8 | 18 | 18 | 21 | 10 | 20 |
| Yards Returned | 154 | 201 | 108 | 401 | 275 | 294 | 78 | 192 |
| Returned for TD | 0 | 0 | 0 | 3 | 1 | 2 | 0 | 2 |
| OPP PUNT RETURNS | 41 | 24 | 22 | 25 | 38 | 30 | 30 | 24 |
| Avg return | 7.0 | 6.8 | 8.1 | 6.1 | 5.5 | 7.6 | 5.9 | 10.4 |
| OPP KICKOFF RET | 32 | 25 | 33 | 23 | 31 | 40 | 12 | 32 |
| Avg return | 23.4 | 19.4 | 26.2 | 22.6 | 22.0 | 20.4 | 21.2 | 24.6 |
| OPP TOUCHDOWNS | 36 | 39 | 33 | 38 | 38 | 29 | 34 | 36 |
| Rushing | 5 | 15 | 9 | 15 | 22 | 9 | 7 | 11 |
| Passing | 27 | 23 | 22 | 21 | 14 | 17 | 25 | 22 |
| Returns | 4 | 1 | 2 | 2 | 2 | 3 | 2 | 3 |

WEEK 17 / THROUGH SUNDAY, DECEMBER 31, 2017

| OFFENSE | N.E. | Pitt. | Phil. | Minn. | Balt. | Cin. | Clev. | Denv. |
|-------------------|-------|-------|-------|-------|-------|-------|-------|-------|
| GAMES (Won-Lost) | 13-3 | 13-3 | 13-3 | 13-3 | 9-7 | 7-9 | 0-16 | 5-11 |
| FIRST DOWNS | 389 | 348 | 338 | 334 | 311 | 267 | 290 | 297 |
| Rushing | 107 | 96 | 108 | 100 | 111 | 72 | 97 | 92 |
| Passing | 232 | 217 | 193 | 196 | 168 | 165 | 157 | 180 |
| Penalty | 50 | 35 | 37 | 38 | 32 | 30 | 36 | 25 |
| YDS GAINED (tot) | 6307 | 6047 | 5852 | 5710 | 4886 | 4488 | 4942 | 5185 |
| Avg per Game | 394.2 | 377.9 | 365.8 | 356.9 | 305.4 | 280.5 | 308.9 | 324.1 |
| RUSHING (net) | 1889 | 1667 | 2115 | 1957 | 1856 | 1366 | 1714 | 1852 |
| Avg per Game | 118.1 | 104.2 | 132.2 | 122.3 | 116.0 | 85.4 | 107.1 | 115.8 |
| Rushes | 448 | 437 | 473 | 501 | 460 | 377 | 384 | 457 |
| Yards per Rush | 4.2 | 3.8 | 4.5 | 3.9 | 4.0 | 3.6 | 4.5 | 4.1 |
| PASSING (net) | 4418 | 4380 | 3737 | 3753 | 3030 | 3122 | 3228 | 3333 |
| Avg per Game | 276.1 | 273.8 | 233.6 | 234.6 | 189.4 | 195.1 | 201.8 | 208.3 |
| Passes Att. | 587 | 590 | 564 | 527 | 567 | 510 | 574 | 566 |
| Completed | 389 | 384 | 341 | 357 | 363 | 304 | 312 | 332 |
| Pct Completed | 66.3 | 65.1 | 60.5 | 67.7 | 64.0 | 59.6 | 54.4 | 58.7 |
| Yards Gained | 4619 | 4534 | 3967 | 3929 | 3235 | 3386 | 3537 | 3668 |
| Sacked | 35 | 24 | 36 | 27 | 27 | 40 | 50 | 52 |
| Yards Lost | 201 | 154 | 230 | 176 | 205 | 264 | 309 | 335 |
| Had intercepted | 8 | 15 | 9 | 8 | 13 | 12 | 28 | 22 |
| Yards Opp Ret | 63 | 152 | 43 | 97 | 340 | 151 | 354 | 443 |
| Opp TDs on Int | 1 | 2 | 1 | 0 | 2 | 1 | 1 | 2 |
| PUNTS | 58 | 64 | 68 | 71 | 85 | 89 | 82 | 76 |
| Avg Yards | 43.4 | 43.2 | 44.6 | 42.2 | 44.3 | 46.1 | 46.7 | 44.2 |
| PUNT RETURNS | 32 | 30 | 29 | 39 | 32 | 47 | 38 | 41 |
| Avg Return | 8.2 | 6.9 | 8.9 | 9.5 | 10.1 | 8.7 | 5.8 | 8.6 |
| Returned for TD | 0 | 0 | 0 | 0 | 1 | 0 | 0 | 0 |
| KICKOFF RETURNS | 28 | 33 | 18 | 25 | 34 | 34 | 35 | 34 |
| Avg Return | 22.2 | 19.1 | 19.7 | 24.8 | 27.5 | 19.7 | 22.6 | 22.6 |
| Returned for TD | 1 | 1 | 0 | 0 | 1 | 0 | 0 | 0 |
| PENALTIES | 95 | 101 | 116 | 100 | 91 | 110 | 110 | 113 |
| Yards Penalized | 835 | 896 | 962 | 949 | 749 | 1027 | 924 | 885 |
| FUMBLES BY | 13 | 15 | 25 | 11 | 19 | 22 | 25 | 26 |
| Fumbles Lost | 4 | 5 | 11 | 6 | 4 | 11 | 13 | 12 |
| Opp Fumbles | 19 | 19 | 19 | 16 | 22 | 7 | 21 | 13 |
| Opp Fum Lost | 6 | 6 | 12 | 5 | 12 | 3 | 6 | 7 |
| POSS. TIME (avg) | 30:37 | 31:56 | 32:41 | 32:26 | 30:38 | 27:12 | 27:49 | 31:28 |
| TOUCHDOWNS | 49 | 43 | 53 | 41 | 42 | 34 | 27 | 31 |
| Rushing | 16 | 12 | 9 | 15 | 14 | 6 | 11 | 8 |
| Passing | 32 | 29 | 38 | 25 | 20 | 25 | 15 | 19 |
| Returns | 1 | 2 | 6 | 1 | 8 | 3 | 1 | 4 |
| EXTRA-PT KICKS | 45/47 | 37/39 | 40/44 | 34/39 | 39/39 | 32/34 | 25/26 | 27/27 |
| 2-PT CONVERSIONS | 2/2 | 2/4 | 6/9 | 2/2 | 1/3 | 0/0 | 1/1 | 2/4 |
| FIELD GOALS/FGA | 37/40 | 35/38 | 29/34 | 32/38 | 34/37 | 18/20 | 15/20 | 24/32 |
| POINTS SCORED | 458 | 406 | 457 | 382 | 395 | 290 | 234 | 289 |
| | | | | | | | | |
| DEFENSE | N.E. | Pitt. | Phil. | Minn. | Balt. | Cin. | Clev. | Denv. |
| POINTS ALLOWED | 296 | 308 | 295 | 252 | 303 | 349 | 410 | 382 |
| OPP FIRST DOWNS | 325 | 270 | 272 | 260 | 296 | 325 | 315 | 266 |
| Rushing | 98 | 89 | 62 | 59 | 87 | 111 | 95 | 68 |
| Passing | 204 | 157 | 177 | 168 | 179 | 173 | 189 | 166 |
| Penalty | 23 | 24 | 33 | 33 | 30 | 41 | 31 | 32 |
| OPP YARDS GAINED | 5856 | 4910 | 4904 | 4415 | 5201 | 5425 | 5250 | 4640 |
| Avg per Game | 366.0 | 306.9 | 306.5 | 275.9 | 325.1 | 339.1 | 328.1 | 290.0 |
| OPP RUSHING (net) | 1836 | 1693 | 1267 | 1337 | 1780 | 2046 | 1566 | 1430 |
| Avg per Game | 114.8 | 105.8 | 79.2 | 83.6 | 111.3 | 127.9 | 97.9 | 89.4 |
| Rushes | 390 | 385 | 337 | 364 | 435 | 489 | 467 | 428 |
| Yards per Rush | 4.7 | 4.4 | 3.8 | 3.7 | 4.1 | 4.2 | 3.4 | 3.3 |
| OPP PASSING (net) | 4020 | 3217 | 3637 | 3078 | 3421 | 3379 | 3684 | 3210 |
| Avg per Game | 251.3 | 201.1 | 227.3 | 192.4 | 213.8 | 211.2 | 230.3 | 200.6 |
| Passes Att. | 590 | 499 | 601 | 555 | 569 | 561 | 525 | 491 |
| Completed | 367 | 297 | 363 | 324 | 333 | 336 | 360 | 294 |
| Pct Completed | 62.2 | 59.5 | 60.4 | 58.4 | 58.5 | 59.9 | 68.6 | 59.9 |
| Sacked | 42 | 56 | 38 | 37 | 41 | 41 | 34 | 33 |
| Yards Lost | 299 | 393 | 246 | 251 | 280 | 278 | 197 | 175 |
| INTERCEPTED BY | 12 | 16 | 19 | 14 | 22 | 11 | 7 | 10 |
| Yards Returned | 114 | 184 | 278 | 200 | 385 | 339 | 97 | 237 |
| Returned for TD | 0 | 0 | 1 | 1 | 3 | 3 | 1 | 2 |
| OPP PUNT RETURNS | 23 | 23 | 25 | 24 | 34 | 43 | 45 | 30 |
| Avg return | 4.6 | 7.7 | 6.8 | 8.9 | 8.1 | 9.5 | 10.7 | 8.6 |
| OPP KICKOFF RET | 58 | 43 | 47 | 45 | 33 | 35 | 20 | 22 |
| Avg return | 18.9 | 21.1 | 21.6 | 22.7 | 18.6 | 23.2 | 23.6 | 22.6 |
| OPP TOUCHDOWNS | 33 | 36 | 34 | 24 | 32 | 35 | 48 | 44 |
| Rushing | 6 | 14 | 7 | 10 | 12 | 13 | 14 | 9 |
| Passing | 24 | 20 | 24 | 13 | 18 | 20 | 28 | 29 |
| Returns | 3 | 2 | 3 | 1 | 2 | 2 | 6 | 6 |

WEEK 17 / THROUGH SUNDAY, DECEMBER 31, 2017

| OFFENSE | Hou. | Ind. | LA-C | Miami | NY-J | Oak. | Ariz. | Chi. |
|-------------------|-------|-------|-------|-------|-------|-------|-------|-------|
| GAMES (Won-Lost) | 4-12 | 4-12 | 9-7 | 6-10 | 5-11 | 6-10 | 8-8 | 5-11 |
| FIRST DOWNS | 313 | 267 | 337 | 284 | 269 | 287 | 310 | 267 |
| Rushing | 86 | 94 | 84 | 66 | 77 | 78 | 66 | 93 |
| Passing | 180 | 148 | 220 | 187 | 157 | 178 | 200 | 144 |
| Penalty | 47 | 25 | 33 | 31 | 35 | 31 | 44 | 30 |
| YDS GAINED (tot) | 5120 | 4553 | 6026 | 4923 | 4884 | 5185 | 5026 | 4599 |
| Avg per Game | 320.0 | 284.6 | 376.6 | 307.7 | 305.3 | 324.1 | 314.1 | 287.4 |
| RUSHING (net) | 1842 | 1661 | 1595 | 1388 | 1702 | 1554 | 1386 | 1788 |
| Avg per Game | 115.1 | 103.8 | 99.7 | 86.8 | 106.4 | 97.1 | 86.6 | 111.8 |
| Rushes | 448 | 451 | 419 | 360 | 427 | 370 | 409 | 422 |
| Yards per Rush | 4.1 | 3.7 | 3.8 | 3.9 | 4.0 | 4.2 | 3.4 | 4.2 |
| PASSING (net) | 3278 | 2892 | 4431 | 3535 | 3182 | 3631 | 3640 | 2811 |
| Avg per Game | 204.9 | 180.8 | 276.9 | 220.9 | 198.9 | 226.9 | 227.5 | 175.7 |
| Passes Att. | 525 | 487 | 583 | 602 | 510 | 558 | 598 | 473 |
| Completed | 299 | 285 | 366 | 373 | 323 | 347 | 339 | 291 |
| Pct Completed | 57.0 | 58.5 | 62.8 | 62.0 | 63.3 | 62.2 | 56.7 | 61.5 |
| Yards Gained | 3644 | 3226 | 4551 | 3792 | 3501 | 3761 | 3979 | 3085 |
| Sacked | 54 | 56 | 18 | 33 | 47 | 24 | 52 | 39 |
| Yards Lost | 366 | 334 | 120 | 257 | 319 | 130 | 339 | 274 |
| Had intercepted | 17 | 9 | 11 | 21 | 12 | 14 | 18 | 12 |
| Yards Opp Ret | 400 | 181 | 265 | 375 | 126 | 98 | 306 | 180 |
| Opp TDs on Int | 2 | 4 | 1 | 3 | 0 | 0 | 2 | 1 |
| PUNTS | 92 | 85 | 74 | 83 | 94 | 69 | 88 | 87 |
| Avg Yards | 49.0 | 44.3 | 48.1 | 44.5 | 46.6 | 47.4 | 47.3 | 47.0 |
| PUNT RETURNS | 35 | 27 | 28 | 37 | 38 | 27 | 41 | 32 |
| Avg Return | 8.5 | 6.0 | 9.3 | 7.3 | 4.5 | 5.7 | 7.0 | 10.5 |
| Returned for TD | 0 | 0 | 1 | 0 | 0 | 0 | 0 | 2 |
| KICKOFF RETURNS | 27 | 28 | 25 | 40 | 34 | 34 | 29 | 46 |
| Avg Return | 20.7 | 21.1 | 19.0 | 20.9 | 20.1 | 21.7 | 20.4 | 21.1 |
| Returned for TD | 0 | 0 | 0 | 0 | 0 | 0 | 0 | 0 |
| PENALTIES | 124 | 92 | 108 | 137 | 119 | 114 | 110 | 115 |
| Yards Penalized | 1050 | 779 | 927 | 1154 | 1035 | 1009 | 880 | 943 |
| FUMBLES BY | 25 | 20 | 17 | 23 | 25 | 33 | 19 | 24 |
| Fumbles Lost | 11 | 6 | 4 | 8 | 12 | 14 | 7 | 10 |
| Opp Fumbles | 14 | 23 | 21 | 21 | 19 | 20 | 20 | 19 |
| Opp Fum Lost | 5 | 7 | 9 | 6 | 9 | 9 | 6 | 14 |
| POSS. TIME (avg) | 30:07 | 29:07 | 30:08 | 29:25 | 29:55 | 28:53 | 30:47 | 28:41 |
| TOUCHDOWNS | 40 | 25 | 43 | 31 | 32 | 36 | 29 | 31 |
| Rushing | 8 | 11 | 10 | 4 | 13 | 13 | 6 | 13 |
| Passing | 28 | 13 | 28 | 24 | 19 | 23 | 21 | 13 |
| Returns | 4 | 1 | 5 | 3 | 0 | 0 | 2 | 5 |
| EXTRA-PT KICKS | 32/35 | 22/24 | 37/42 | 26/29 | 29/29 | 33/34 | 23/26 | 26/28 |
| 2-PT CONVERSIONS | 2/5 | 0/1 | 0/1 | 1/2 | 1/3 | 2/2 | 1/2 | 1/2 |
| FIELD GOALS/FGA | 20/25 | 29/34 | 20/30 | 21/23 | 25/30 | 16/21 | 32/40 | 16/22 |
| POINTS SCORED | 338 | 263 | 355 | 281 | 298 | 301 | 295 | 264 |
| | | | | | | | | |
| DEFENSE | Hou. | Ind. | LA-C | Miami | NY-J | Oak. | Ariz. | Chi. |
| POINTS ALLOWED | 436 | 404 | 272 | 393 | 382 | 373 | 361 | 320 |
| OPP FIRST DOWNS | 301 | 324 | 282 | 319 | 329 | 304 | 283 | 298 |
| Rushing | 88 | 99 | 99 | 88 | 88 | 93 | 68 | 85 |
| Passing | 176 | 192 | 153 | 190 | 191 | 187 | 187 | 180 |
| Penalty | 37 | 33 | 30 | 41 | 50 | 24 | 28 | 33 |
| OPP YARDS GAINED | 5546 | 5873 | 5254 | 5371 | 5636 | 5601 | 4975 | 5106 |
| Avg per Game | 346.6 | 367.1 | 328.4 | 335.7 | 352.3 | 350.1 | 310.9 | 319.1 |
| OPP RUSHING (net) | 1747 | 1927 | 2098 | 1768 | 1887 | 1743 | 1434 | 1730 |
| Avg per Game | 109.2 | 120.4 | 131.1 | 110.5 | 117.9 | 108.9 | 89.6 | 108.1 |
| Rushes | 440 | 488 | 430 | 431 | 466 | 433 | 406 | 432 |
| Yards per Rush | 4.0 | 3.9 | 4.9 | 4.1 | 4.0 | 4.0 | 3.5 | 4.0 |
| OPP PASSING (net) | 3799 | 3946 | 3156 | 3603 | 3749 | 3858 | 3541 | 3376 |
| Avg per Game | 237.4 | 246.6 | 197.3 | 225.2 | 234.3 | 241.1 | 221.3 | 211.0 |
| Passes Att. | 501 | 513 | 524 | 528 | 558 | 530 | 564 | 529 |
| Completed | 321 | 320 | 329 | 339 | 329 | 361 | 343 | 343 |
| Pct Completed | 64.1 | 62.4 | 62.8 | 64.2 | 59.0 | 68.1 | 60.8 | 64.8 |
| Sacked | 32 | 25 | 43 | 30 | 28 | 31 | 37 | 42 |
| Yards Lost | 200 | 177 | 261 | 185 | 155 | 188 | 255 | 277 |
| INTERCEPTED BY | 11 | 13 | 18 | 9 | 11 | 5 | 15 | 8 |
| Yards Returned | 144 | 215 | 302 | 99 | 151 | 10 | 258 | 253 |
| Returned for TD | 2 | 1 | 2 | 1 | 0 | 0 | 1 | 2 |
| OPP PUNT RETURNS | 49 | 19 | 48 | 35 | 49 | 32 | 48 | 49 |
| Avg return | 12.4 | 4.2 | 6.6 | 6.3 | 10.0 | 6.4 | 10.5 | 10.4 |
| OPP KICKOFF RET | 27 | 23 | 46 | 34 | 23 | 15 | 40 | 32 |
| Avg return | 20.3 | 19.2 | 25.0 | 19.6 | 20.0 | 19.9 | 22.0 | 21.8 |
| OPP TOUCHDOWNS | 48 | 44 | 29 | 45 | 46 | 39 | 41 | 33 |
| Rushing | 14 | 15 | 11 | 14 | 13 | 11 | 12 | 10 |
| Passing | 30 | 23 | 17 | 26 | 30 | 24 | 24 | 18 |
| Returns | 4 | 6 | 1 | 5 | 3 | 4 | 5 | 5 |

WEEK 17 / THROUGH SUNDAY, DECEMBER 31, 2017

| OFFENSE | Dal. | Det. | G.B. | NY-G | S.F. | Sea. | T.B. | Wash. |
|-------------------|-------|-------|-------|-------|-------|-------|-------|-------|
| GAMES (Won-Lost) | 9-7 | 9-7 | 7-9 | 3-13 | 6-10 | 9-7 | 5-11 | 7-9 |
| FIRST DOWNS | 314 | 296 | 307 | 271 | 321 | 299 | 352 | 278 |
| Rushing | 127 | 58 | 99 | 66 | 88 | 85 | 76 | 66 |
| Passing | 162 | 210 | 176 | 178 | 206 | 183 | 243 | 191 |
| Penalty | 25 | 28 | 32 | 27 | 27 | 31 | 33 | 21 |
| YDS GAINED (tot) | 5311 | 5404 | 4891 | 5028 | 5589 | 5286 | 5816 | 5199 |
| Avg per Game | 331.9 | 337.8 | 305.7 | 314.3 | 349.3 | 330.4 | 363.5 | 324.9 |
| RUSHING (net) | 2170 | 1221 | 1724 | 1549 | 1664 | 1629 | 1450 | 1448 |
| Avg per Game | 135.6 | 76.3 | 107.8 | 96.8 | 104.0 | 101.8 | 90.6 | 90.5 |
| Rushes | 480 | 363 | 386 | 394 | 408 | 409 | 389 | 401 |
| Yards per Rush | 4.5 | 3.4 | 4.5 | 3.9 | 4.1 | 4.0 | 3.7 | 3.6 |
| PASSING (net) | 3141 | 4183 | 3167 | 3479 | 3925 | 3657 | 4366 | 3751 |
| Avg per Game | 196.3 | 261.4 | 197.9 | 217.4 | 245.3 | 228.6 | 272.9 | 234.4 |
| Passes Att. | 493 | 570 | 562 | 608 | 607 | 555 | 605 | 540 |
| Completed | 309 | 374 | 352 | 373 | 362 | 340 | 378 | 347 |
| Pct Completed | 62.7 | 65.6 | 62.6 | 61.3 | 59.6 | 61.3 | 62.5 | 64.3 |
| Yards Gained | 3326 | 4470 | 3532 | 3680 | 4235 | 3979 | 4607 | 4093 |
| Sacked | 32 | 47 | 51 | 34 | 43 | 43 | 40 | 41 |
| Yards Lost | 185 | 287 | 365 | 201 | 310 | 322 | 241 | 342 |
| Had intercepted | 13 | 11 | 18 | 14 | 15 | 12 | 14 | 13 |
| Yards Opp Ret | 298 | 216 | 195 | 108 | 163 | 145 | 118 | 183 |
| Opp TDs on Int | 4 | 4 | 1 | 0 | 1 | 0 | 0 | 2 |
| PUNTS | 66 | 73 | 71 | 97 | 75 | 92 | 66 | 83 |
| Avg Yards | 44.1 | 43.7 | 44.4 | 43.2 | 43.4 | 45.0 | 43.3 | 45.7 |
| PUNT RETURNS | 31 | 37 | 27 | 27 | 34 | 36 | 20 | 29 |
| Avg Return | 8.9 | 14.0 | 10.7 | 5.5 | 8.9 | 6.6 | 9.6 | 6.1 |
| Returned for TD | 1 | 2 | 0 | 0 | 0 | 0 | 0 | 0 |
| KICKOFF RETURNS | 25 | 32 | 35 | 31 | 31 | 43 | 20 | 34 |
| Avg Return | 24.8 | 18.2 | 21.7 | 19.6 | 18.4 | 23.3 | 21.6 | 19.8 |
| Returned for TD | 0 | 0 | 0 | 0 | 0 | 1 | 0 | 0 |
| PENALTIES | 97 | 104 | 96 | 91 | 123 | 148 | 104 | 92 |
| Yards Penalized | 939 | 968 | 789 | 895 | 988 | 1342 | 795 | 732 |
| FUMBLES BY | 11 | 21 | 14 | 20 | 14 | 18 | 27 | 28 |
| Fumbles Lost | 9 | 11 | 7 | 8 | 8 | 5 | 13 | 14 |
| Opp Fumbles | 26 | 20 | 20 | 18 | 25 | 22 | 26 | 21 |
| Opp Fum Lost | 11 | 13 | 11 | 6 | 10 | 11 | 13 | 7 |
| POSS. TIME (avg) | 30:12 | 29:48 | 28:47 | 28:27 | 28:44 | 29:19 | 29:36 | 29:40 |
| TOUCHDOWNS | 42 | 46 | 40 | 28 | 31 | 43 | 38 | 39 |
| Rushing | 18 | 10 | 13 | 6 | 15 | 4 | 8 | 10 |
| Passing | 22 | 29 | 25 | 20 | 15 | 34 | 26 | 27 |
| Returns | 2 | 7 | 2 | 2 | 1 | 5 | 4 | 2 |
| EXTRA-PT KICKS | 36/39 | 40/41 | 33/35 | 20/23 | 28/30 | 37/38 | 28/31 | 36/39 |
| 2-PT CONVERSIONS | 0/3 | 2/5 | 1/3 | 1/5 | 0/1 | 2/5 | 2/7 | 0/0 |
| FIELD GOALS/FGA | 22/29 | 30/35 | 15/19 | 18/25 | 39/41 | 21/29 | 25/34 | 24/28 |
| POINTS SCORED | 354 | 410 | 320 | 246 | 331 | 366 | 335 | 342 |
| | | | | | | | | |
| DEFENSE | Dal. | Det. | G.B. | NY-G | S.F. | Sea. | T.B. | Wash. |
| POINTS ALLOWED | 332 | 376 | 384 | 388 | 383 | 332 | 382 | 388 |
| OPP FIRST DOWNS | 312 | 350 | 331 | 313 | 343 | 316 | 327 | 307 |
| Rushing | 96 | 110 | 95 | 101 | 108 | 90 | 102 | 105 |
| Passing | 181 | 205 | 211 | 189 | 198 | 181 | 202 | 171 |
| Penalty | 35 | 35 | 25 | 23 | 37 | 45 | 23 | 31 |
| OPP YARDS GAINED | 5089 | 5692 | 5582 | 5971 | 5625 | 5171 | 6049 | 5566 |
| Avg per Game | 318.1 | 355.8 | 348.9 | 373.2 | 351.6 | 323.2 | 378.1 | 347.9 |
| OPP RUSHING (net) | 1664 | 1800 | 1793 | 1933 | 1861 | 1824 | 1880 | 2146 |
| Avg per Game | 104.0 | 112.5 | 112.1 | 120.8 | 116.3 | 114.0 | 117.5 | 134.1 |
| Rushes | 403 | 432 | 464 | 464 | 491 | 452 | 440 | 472 |
| Yards per Rush | 4.1 | 4.2 | 3.9 | 4.2 | 3.8 | 4.0 | 4.3 | 4.5 |
| OPP PASSING (net) | 3425 | 3892 | 3789 | 4038 | 3764 | 3347 | 4169 | 3420 |
| Avg per Game | 214.1 | 243.3 | 236.8 | 252.4 | 235.3 | 209.2 | 260.6 | 213.8 |
| Passes Att. | 559 | 570 | 513 | 561 | 544 | 554 | 549 | 531 |
| Completed | 371 | 366 | 348 | 347 | 344 | 325 | 371 | 306 |
| Pct Completed | 66.4 | 64.2 | 67.8 | 61.9 | 63.2 | 58.7 | 67.6 | 57.6 |
| Sacked | 38 | 35 | 37 | 27 | 30 | 39 | 22 | 42 |
| Yards Lost | 321 | 228 | 252 | 161 | 179 | 269 | 137 | 272 |
| INTERCEPTED BY | 10 | 19 | 11 | 13 | 10 | 14 | 13 | 16 |
| Yards Returned | 98 | 253 | 54 | 161 | 185 | 212 | 218 | 194 |
| Returned for TD | 1 | 3 | 1 | 2 | 1 | 3 | 1 | 2 |
| OPP PUNT RETURNS | 18 | 26 | 29 | 43 | 33 | 45 | 27 | 39 |
| Avg return | 4.2 | 7.6 | 5.7 | 10.4 | 4.2 | 10.0 | 5.7 | 11.2 |
| OPP KICKOFF RET | 35 | 43 | 30 | 32 | 15 | 39 | 47 | 24 |
| Avg return | 21.7 | 20.4 | 22.2 | 20.5 | 20.1 | 20.3 | 24.8 | 18.7 |
| OPP TOUCHDOWNS | 40 | 44 | 42 | 44 | 42 | 34 | 44 | 41 |
| Rushing | 7 | 18 | 10 | 10 | 13 | 14 | 17 | 13 |
| Passing | 28 | 21 | 30 | 32 | 27 | 19 | 22 | 23 |
| Returns | 5 | 5 | 2 | 2 | 2 | 1 | 5 | 5 |

| OFFENSE | NFL/Avg |
|--------------------|---------|
| GAMES (Won-Lost) | --- |
| FIRST DOWNS | 308.2 |
| Rushing | 91.3 |
| Passing | 185.0 |
| Penalty | 31.9 |
| YDS GAINED (tot) | 5345.1 |
| Avg per Game | 334.1 |
| RUSHING (net) | 1755.4 |
| Avg per Game | 109.7 |
| Rushes | 429.8 |
| Yards per Rush | 4.1 |
| PASSING (net) | 3589.7 |
| Avg per Game | 224.4 |
| Passes Att. | 546.5 |
| Completed | 339.3 |
| Pct Completed | 62.1 |
| Yards Gained | 3833.8 |
| Sacked | 37.3 |
| Yards Lost | 244.1 |
| Had intercepted | 13.4 |
| Yards Opp Ret | 198.3 |
| Opp TDs on Int | 1.3 |
| PUNTS | 76.4 |
| Avg Yards | 45.4 |
| PUNT RETURNS | 33.4 |
| Avg Return | 8.2 |
| Returned for TD | 0.3 |
| KICKOFF RETURNS | 32.4 |
| Avg Return | 21.6 |
| Returned for TD | 0.2 |
| PENALTIES | 106.9 |
| Yards Penalized | 924.2 |
| FUMBLES BY | 20.1 |
| Fumbles Lost | 8.6 |
| Opp Fumbles | 20.1 |
| Opp Fum Lost | 8.6 |
| POSS. TIME (avg) | 30:00 |
| TOUCHDOWNS | 38.3 |
| Rushing | 11.9 |
| Passing | 23.2 |
| Returns | 3.3 |
| EXTRA POINTS (tot) | 94% |
| Kicks Made/2Pt | 43% |
| FIELD GOALS/FGA | 27/32 |
| POINTS SCORED | 347.5 |
| DEFENSE | NFL/Avg |
| POINTS ALLOWED | 347.5 |
| OPP FIRST DOWNS | 308.2 |
| Rushing | 91.3 |
| Passing | 185.0 |
| Penalty | 31.9 |
| OPP YARDS GAINED | 5345.1 |
| Avg per Game | 334.1 |
| OPP RUSHING (net) | 1755.4 |
| Avg per Game | 109.7 |
| Rushes | 429.8 |
| Yards per Rush | 4.1 |
| OPP PASSING (net) | 3589.7 |
| Avg per Game | 224.4 |
| Passes Att. | 546.5 |
| Completed | 339.3 |
| Pct Completed | 62.1 |
| Sacked | 37.3 |
| Yards Lost | 244.1 |
| INTERCEPTED BY | 13.4 |
| Yards Returned | 198.3 |
| Returned for TD | 1.3 |
| OPP PUNT RETURNS | 33.4 |
| Avg return | 8.2 |
| OPP KICKOFF RET | 32.4 |
| Avg return | 21.6 |
| OPP TOUCHDOWNS | 38.3 |
| Rushing | 11.9 |
| Passing | 23.2 |
| Returns | 3.3 |

| TEAM RANKINGS | | | | | | |
|------------------------------|----------|----------|-----------|-----------|-----------|-----------|
| American Football Conference | | | | | | |
| Offense | | | Defense | | | |
| | Total | Rush | Pass | Total | Rush | Pass |
| Balt. | 12 | 5 | 14 | 4 | 8 | 6 |
| Buff. | 14 | 2 | 16 | 13 | 14 | 9 |
| Cin. | 16 | 16 | 13 | 9 | 15 | 5 |
| Cleve. | 10 | 9 | 10 | 6 | 3 | 8 |
| Denver | 6T | 6 | 8 | 2 | 2 | 3 |
| Hou. | 8 | 7 | 9 | 10 | 6 | 11 |
| Ind. | 15 | 12 | 15 | 16 | 13 | 14 |
| Jax | 5 | *1 | 6 | 1 | 10 | *1 |
| K.C. | 4 | 3 | 4 | 14 | 12 | 15 |
| L.A.-C | 3 | 13 | *1 | 7 | 16 | 2 |
| Miami | 11 | 15 | 7 | 8 | 7 | 7 |
| N.E. | *1 | 4 | 2 | 15 | 9 | 16 |
| Jets | 13 | 10 | 12 | 12 | 11 | 10 |
| Oak. | 6T | 14 | 5 | 11 | 5 | 13 |
| Pitt. | 2 | 11 | 3 | 3 | 4 | 4 |
| Tenn. | 9 | 8 | 11 | 5 | 1 | 12 |

| National Football Conference | | | | | | |
|------------------------------|-------|------|---------|-------|------|------|
| Offense | | | Defense | | | |
| | Total | Rush | Pass | Total | Rush | Pass |
| Ariz. | 14 | 15 | 11 | 3 | 4 | 8 |
| Atl. | 3 | 7 | 4 | 6 | 6 | 6 |
| Car. | 12 | 3 | 15 | 4 | 3 | 11 |
| Chi. | 16 | 8 | 16 | 7 | 7 | 3 |
| Dallas | 9 | 1 | 14 | 5 | 5 | 5 |
| Det. | 8 | 16 | 3 | 14 | 10 | 14 |
| G.B. | 15 | 9 | 13 | 12 | 9 | 13 |
| Rams | 5 | 6 | 6 | 10 | 15 | 7 |
| Minn. | 6 | 5 | 7 | *1 | 2 | 1 |
| N.O. | 1 | 4 | 2 | 9 | 8 | 9 |
| Giants | 13 | 12 | 12 | 15 | 14 | 15 |
| Phil. | 2 | 2 | 9 | 2 | *1 | 10 |
| S.F. | 7 | 10 | 5 | 13 | 12 | 12 |
| Sea. | 10 | 11 | 10 | 8 | 11 | 2 |
| T.B. | 4 | 13 | 1 | 16 | 13 | 16 |
| Wash. | 11 | 14 | 8 | 11 | 16 | 4 |

| National Football League | | | | | | |
|--------------------------|-----------|-----------|-----------|-----------|-----------|-----------|
| Offense | | | Defense | | | |
| | Total | Rush | Pass | Total | Rush | Pass |
| Ariz. | 22 | 30 | 15 | 6 | 6 | 14 |
| Atl. | 8 | 13 | 8 | 9 | 9 | 12 |
| Balt. | 27 | 11 | 29 | 12 | 15 | 10 |
| Buff. | 29 | 6 | 31 | 26 | 29 | 20 |
| Car. | 19 | 4 | 28 | 7 | 3 | 18 |
| Chi. | 30 | 16 | 32 | 10 | 11 | 7 |
| Cin. | 32 | 31 | 27 | 18 | 30 | 8 |
| Cleve. | 24 | 18 | 22 | 14 | 7 | 19 |
| Dallas | 14 | 2 | 26 | 8 | 8 | 11 |
| Denver | 17T | 12 | 20 | 3 | 5 | 4 |
| Det. | 13 | 32 | 6 | 27 | 18 | 27 |
| G.B. | 26 | 17 | 25 | 22 | 17 | 23 |
| Hou. | 20 | 14 | 21 | 20 | 13 | 24 |
| Ind. | 31 | 22 | 30 | 30 | 26 | 28 |
| Jax | 6 | *1 | 17 | 2 | 21 | *1 |
| K.C. | 5 | 9 | 7 | 28 | 25 | 29 |
| L.A.-C | 4 | 24 | *1 | 15 | 31 | 3 |
| Rams | 10 | 8 | 10 | 19 | 28 | 13 |
| Miami | 25 | 29 | 18 | 16 | 14 | 16 |
| Minn. | 11 | 7 | 11 | *1 | 2 | 2 |
| N.E. | *1 | 10 | 2 | 29 | 20 | 30 |
| N.O. | 2 | 5 | 5 | 17 | 16 | 15 |
| Giants | 21 | 26 | 19 | 31 | 27 | 31 |
| Jets | 28 | 19 | 24 | 25 | 24 | 21 |
| Oak. | 17T | 25 | 16 | 23 | 12 | 26 |
| Phil. | 7 | 3 | 13 | 4 | *1 | 17 |
| Pitt. | 3 | 20 | 3 | 5 | 10 | 5 |
| S.F. | 12 | 21 | 9 | 24 | 22 | 22 |
| Sea. | 15 | 23 | 14 | 11 | 19 | 6 |
| T.B. | 9 | 27 | 4 | 32 | 23 | 32 |
| Tenn. | 23 | 15 | 23 | 13 | 4 | 25 |
| Wash. | 16 | 28 | 12 | 21 | 32 | 9 |

T = Tied for position
* = League Leader

WEEK 17 / THROUGH SUNDAY, DECEMBER 31, 2017

AFC / TEAM/OFFENSE RANK

| Tm | (A) | (B) | (C) | (D) | (E) | (F) | (G) | (H) | (I) | (J) | (K) | (L) | (M) | (N) | (O) | (P) | (Q) |
|-----|-----|-----|-----|-----|-----|-----|-----|-----|-----|-----|-----|-----|-----|-----|-----|-----|-----|
| BAL | 12 | 15 | 5 | 10 | 14 | 16 | 6 | 5 | 7 | 13 | 2 | 1 | 1 | 11 | 12 | 5 | 3 |
| BUF | 14 | 14 | 2 | 6 | 16 | 12 | 5 | 14 | 13 | 2 | 16 | 4 | 13 | 9 | 11 | 9 | 7 |
| CIN | 16 | 12 | 16 | 16 | 13 | 9 | 7t | 10 | 15t | 15 | 10 | 5 | 14 | 7 | 7 | 12 | 6 |
| CLE | 10 | 11 | 9 | 2 | 10 | 15 | 16 | 11 | 9t | 14 | 5 | 14 | 3 | 5 | 13 | 16 | 14t |
| DEN | 6t | 13 | 6 | 9 | 8 | 13 | 15 | 12 | 8 | 7 | 12 | 6 | 2 | 13 | 14 | 13 | 14t |
| HOU | 8 | 8 | 7 | 8 | 9 | 10 | 12 | 15 | 6 | 10 | 6t | 8 | 11 | 2 | 5 | 7 | 12 |
| IND | 15 | 16 | 12 | 15 | 15 | 14 | 3 | 16 | 15t | 8 | 8 | 13 | 9 | 12 | 3 | 15 | 9 |
| JAC | 5 | 6 | 1 | 3 | 6 | 5 | 9 | 4 | 4 | 9 | 1 | 2 | 7 | 14 | 16 | 2 | 8 |
| KC | 4 | 1 | 3 | 1 | 4 | 4 | 2 | 8 | 5 | 6 | 14 | 12 | 4 | 8 | 6 | 3 | 5 |
| LAC | 3 | 2 | 13 | 14 | 1 | 1 | 4 | 1 | 3 | 5 | 9 | 3 | 16 | 3 | 4 | 6 | 16 |
| MIA | 11 | 10 | 15 | 12 | 7 | 11 | 14 | 6 | 12 | 16 | 15 | 10 | 10 | 10 | 8 | 14 | 4 |
| NE | 1 | 3 | 4 | 4 | 2 | 3 | 1 | 7 | 1 | 3 | 3 | 9 | 5 | 15 | 9 | 1 | 1 |
| NYJ | 13 | 9 | 10 | 11 | 12 | 8 | 7t | 13 | 14 | 11 | 4 | 16 | 12 | 6 | 10 | 11 | 10t |
| OAK | 6t | 5 | 14 | 5 | 5 | 6 | 10 | 3 | 11 | 4 | 13 | 15 | 8 | 4 | 2 | 10 | 13 |
| PIT | 2 | 4 | 11 | 13 | 3 | 2 | 11 | 2 | 2 | 1 | 11 | 11 | 15 | 16 | 15 | 4 | 2 |
| TEN | 9 | 7 | 8 | 7 | 11 | 7 | 13 | 9 | 9t | 12 | 6t | 7 | 6 | 1 | 1 | 8 | 10t |

AFC / OPPONENT/DEFENSE RANK

| Tm | (A) | (B) | (C) | (D) | (E) | (F) | (G) | (H) | (I) | (J) | (K) | (L) | (M) | (N) | (O) | (P) | (Q) | (R) | (S) |
|-----|-----|-----|-----|-----|-----|-----|-----|-----|-----|-----|-----|-----|-----|-----|-----|-----|-----|-----|-----|
| BAL | 4 | 4 | 8 | 8 | 6 | 3 | 2 | 5 | 5 | 6 | 5 | 11 | 1 | 5 | 6 | 4 | 7 | 4 | 9 |
| BUF | 13 | 9 | 14 | 12 | 9 | 8 | 5 | 16 | 15 | 9 | 13 | 3 | 11 | 2 | 2 | 9 | 14 | 8 | 14 |
| CIN | 9 | 3 | 15 | 10 | 5 | 4 | 13 | 4 | 12t | 14 | 9 | 13 | 13 | 8 | 3 | 7 | 11 | 9 | 15 |
| CLE | 6 | 6 | 3 | 2 | 8 | 13 | 15 | 9 | 8 | 13 | 10t | 15 | 15 | 4 | 5 | 15 | 10 | 16 | 8 |
| DEN | 2 | 2 | 2 | 1 | 3 | 7 | 9 | 8 | 2 | 1 | 4 | 12 | 12 | 14 | 9 | 11t | 12 | 12 | 4 |
| HOU | 10 | 14 | 6 | 5 | 11 | 15 | 8 | 10 | 6 | 3 | 14t | 16 | 8 | 15 | 16 | 16 | 16 | 13 | 11 |
| IND | 16 | 15 | 13 | 4 | 14 | 16 | 7 | 15 | 11 | 16 | 10t | 1 | 3 | 10 | 12 | 14 | 6 | 15 | 16 |
| JAC | 1 | 1 | 10 | 13 | 1 | 1 | 1 | 2 | 1 | 2 | 8 | 9 | 9 | 11 | 7 | 1 | 15 | 2 | 1 |
| KC | 14 | 12 | 12 | 11 | 15 | 12 | 6 | 13 | 16 | 12 | 12 | 7 | 4 | 1 | 1 | 6 | 4 | 6 | 6 |
| LAC | 7 | 8 | 16 | 16 | 2 | 2 | 3 | 3 | 4 | 10 | 2 | 6 | 16 | 9 | 8 | 2 | 9 | 5 | 3 |
| MIA | 8 | 11 | 7 | 9 | 7 | 11 | 14 | 12 | 9 | 7 | 1 | 4 | 5 | 13 | 10 | 13 | 3 | 14 | 12 |
| NE | 15 | 16 | 9 | 15 | 16 | 9 | 10 | 6 | 12t | 11 | 6 | 2 | 2 | 6 | 4 | 3 | 1 | 1 | 5 |
| NYJ | 12 | 10 | 11 | 7 | 10 | 10 | 12 | 14 | 14 | 8 | 7 | 14 | 7 | 12 | 14 | 11t | 2 | 11 | 13 |
| OAK | 11 | 13 | 5 | 6 | 13 | 14 | 16 | 11 | 7 | 15 | 16 | 5 | 6 | 3 | 11 | 10 | 8 | 10 | 10 |
| PIT | 3 | 7 | 4 | 14 | 4 | 5 | 4 | 1 | 3 | 4 | 3 | 10 | 10 | 7 | 13 | 5 | 5 | 3 | 2 |
| TEN | 5 | 5 | 1 | 3 | 12 | 6 | 11 | 7 | 10 | 5 | 14t | 8 | 14 | 16 | 15 | 8 | 13 | 7 | 7 |

- (A) Total Yards per Game
- (B) Yards per Play
- (C) Rushing Yards per Game
- (D) Rushing Yards per Attempt
- (E) Passing Net Yards per Game
- (F) Passing Net Yards per Play
- (G) Passing, Percent Had Intercepted
- (H) Sacks per Pass Play
- (I) First Downs per Game
- (J) Third Down Efficiency
- (K) Fourth Down Efficiency
- (L) Punt Return Average
- (M) Kickoff Return Average
- (N) Gross Punting Average
- (O) Net Punting Average
- (P) Points per Game
- (Q) Field Goal Percentage
- (R) Points per Game Differential
- (S) Net Yards per Game Differential

WEEK 17 / THROUGH SUNDAY, DECEMBER 31, 2017

NFC / TEAM/OFFENSE RANK

| Tm | (A) | (B) | (C) | (D) | (E) | (F) | (G) | (H) | (I) | (J) | (K) | (L) | (M) | (N) | (O) | (P) | (Q) |
|-----|-----|-----|-----|-----|-----|-----|-----|-----|-----|-----|-----|-----|-----|-----|-----|-----|-----|
| ARI | 14 | 16 | 15 | 15 | 11 | 13 | 14 | 15 | 10 | 13 | 10 | 12 | 11 | 2 | 10 | 14 | 10 |
| ATL | 3 | 2 | 7 | 6 | 4 | 2 | 7 | 2 | 5 | 1 | 14 | 11 | 7 | 8 | 7 | 9 | 4 |
| CAR | 12 | 12 | 3 | 7 | 15 | 12 | 15 | 9 | 7 | 5 | 8 | 10 | 6 | 5 | 2 | 7 | 1 |
| CHI | 16 | 13 | 8 | 8 | 16 | 14 | 12 | 13 | 16 | 14 | 12 | 3 | 10 | 4 | 9 | 15 | 14 |
| DAL | 9 | 9 | 1 | 2 | 14 | 11 | 13 | 7 | 8 | 4 | 6 | 9 | 2 | 11 | 5 | 8 | 12 |
| DET | 8 | 5 | 16 | 16 | 3 | 4 | 5 | 14 | 13 | 10 | 16 | 1 | 16 | 12 | 12 | 4 | 6t |
| GB | 15 | 14 | 9 | 4 | 13 | 16 | 16 | 16 | 11 | 8 | 5 | 2 | 8 | 10 | 4 | 13 | 11 |
| LAR | 5 | 3 | 6 | 5 | 6 | 3 | 1 | 4 | 9 | 7 | 11 | 4 | 1 | 1 | 1 | 1 | 3 |
| MIN | 6 | 7 | 5 | 12 | 7 | 5 | 3 | 3 | 3 | 2 | 15 | 6 | 3 | 16 | 13 | 5 | 9 |
| NO | 1 | 1 | 4 | 1 | 2 | 1 | 2 | 1 | 4 | 11 | 1 | 14 | 5 | 3 | 3 | 3 | 5 |
| NYG | 13 | 15 | 12 | 11 | 12 | 15 | 8 | 5 | 15 | 15 | 13 | 16 | 14 | 15 | 16 | 16 | 16 |
| PHI | 2 | 6 | 2 | 3 | 9 | 8 | 4 | 6 | 2 | 6 | 2 | 8 | 13 | 9 | 8 | 2 | 8 |
| SF | 7 | 10 | 10 | 9 | 5 | 10 | 11 | 10 | 6 | 9 | 9 | 7 | 15 | 13 | 6 | 12 | 2 |
| SEA | 10 | 11 | 11 | 10 | 10 | 9 | 6 | 12 | 12 | 12 | 4 | 13 | 4 | 7 | 15 | 6 | 15 |
| TB | 4 | 4 | 13 | 13 | 1 | 6 | 9 | 8 | 1 | 3 | 7 | 5 | 9 | 14 | 11 | 11 | 13 |
| WAS | 11 | 8 | 14 | 14 | 8 | 7 | 10 | 11 | 14 | 16 | 3 | 15 | 12 | 6 | 14 | 10 | 6t |

NFC / OPPONENT/DEFENSE RANK

| Tm | (A) | (B) | (C) | (D) | (E) | (F) | (G) | (H) | (I) | (J) | (K) | (L) | (M) | (N) | (O) | (P) | (Q) | (R) | (S) |
|-----|-----|-----|-----|-----|-----|-----|-----|-----|-----|-----|-----|-----|-----|-----|-----|-----|-----|-----|-----|
| ARI | 3 | 2 | 4 | 1 | 8 | 7 | 6 | 11 | 4 | 3 | 8 | 15 | 10 | 14 | 16 | 10 | 13 | 15 | 9 |
| ATL | 6 | 7 | 6 | 10 | 6 | 6 | 16 | 7 | 12 | 8 | 14 | 9 | 16 | 13 | 14 | 3 | 8 | 5 | 4 |
| CAR | 4 | 9 | 3 | 6 | 11 | 11 | 13 | 1 | 3 | 5 | 6 | 5 | 6 | 11 | 13 | 6 | 9 | 6 | 8 |
| CHI | 7 | 6 | 7 | 7 | 3 | 8 | 15 | 3 | 5 | 10 | 11 | 14 | 9 | 16 | 12 | 4 | 15 | 13 | 14 |
| DAL | 5 | 5 | 5 | 9 | 5 | 4 | 14 | 9 | 9 | 14 | 4 | 1 | 8 | 7 | 5 | 8t | 2 | 9 | 6 |
| DET | 14 | 13 | 10 | 12 | 14 | 12 | 2 | 13 | 16 | 7 | 10 | 8 | 4 | 8 | 1 | 11 | 5 | 7t | 12 |
| GB | 12 | 14 | 9 | 5 | 13 | 15 | 11 | 6 | 14 | 13 | 15 | 3 | 11 | 1 | 3 | 14 | 16 | 14 | 15 |
| LAR | 10 | 11 | 15 | 16 | 7 | 5 | 3 | 2 | 6 | 6 | 12t | 6 | 12 | 4 | 2 | 7 | 1 | 2 | 5 |
| MIN | 1 | 1 | 2 | 2 | 1 | 1 | 8 | 10 | 1 | 1 | 7 | 10 | 13 | 9 | 6 | 1 | 14 | 3 | 1 |
| NO | 9 | 12 | 8 | 14 | 9 | 10 | 1 | 5 | 8 | 12 | 5 | 12 | 14 | 5 | 9 | 5 | 7 | 4 | 3 |
| NYG | 15 | 15 | 14 | 11 | 15 | 14 | 10 | 15 | 10 | 11 | 3 | 13 | 5 | 10 | 15 | 15t | 4 | 16 | 16 |
| PHI | 2 | 4 | 1 | 3 | 10 | 3 | 4 | 12 | 2 | 2 | 1t | 7 | 7 | 6 | 4 | 2 | 3 | 1 | 2 |
| SF | 13 | 8 | 12 | 4 | 12 | 13 | 12 | 14 | 15 | 15 | 16 | 2 | 2 | 15 | 8 | 13 | 11t | 12 | 10 |
| SEA | 8 | 3 | 11 | 8 | 2 | 2 | 7 | 8 | 11 | 9 | 9 | 11 | 3 | 3 | 7 | 8t | 11t | 7t | 7 |
| TB | 16 | 16 | 13 | 13 | 16 | 16 | 9 | 16 | 13 | 16 | 1t | 4 | 15 | 12 | 11 | 12 | 10 | 11 | 11 |
| WAS | 11 | 10 | 16 | 15 | 4 | 9 | 5 | 4 | 7 | 4 | 12t | 16 | 1 | 2 | 10 | 15t | 6 | 10 | 13 |

- (A) Total Yards per Game
- (B) Yards per Play
- (C) Rushing Yards per Game
- (D) Rushing Yards per Attempt
- (E) Passing Net Yards per Game
- (F) Passing Net Yards per Play
- (G) Passing, Percent Had Intercepted
- (H) Sacks per Pass Play
- (I) First Downs per Game
- (J) Third Down Efficiency
- (K) Fourth Down Efficiency
- (L) Punt Return Average
- (M) Kickoff Return Average
- (N) Gross Punting Average
- (O) Net Punting Average
- (P) Points per Game
- (Q) Field Goal Percentage
- (R) Points per Game Differential
- (S) Net Yards per Game Differential

WEEK 17 / THROUGH SUNDAY, DECEMBER 31, 2017

NFL / TEAM/OFFENSE RANK

| Tm | (A) | (B) | (C) | (D) | (E) | (F) | (G) | (H) | (I) | (J) | (K) | (L) | (M) | (N) | (O) | (P) | (Q) |
|-----|-----|-----|-----|-----|-----|-----|-----|-----|-----|-----|-----|-----|-----|-----|-----|-----|-----|
| BAL | 27 | 31 | 11 | 19 | 29 | 32 | 13 | 7 | 15t | 27 | 4 | 5 | 1 | 21 | 20 | 9 | 6 |
| BUF | 29 | 29 | 6 | 14 | 31 | 27 | 10 | 30 | 26t | 6 | 31 | 12 | 24 | 17 | 19 | 22 | 10 |
| CIN | 32 | 27 | 31 | 29 | 27 | 21 | 16t | 22 | 30t | 29 | 20t | 14 | 26 | 11 | 13 | 26 | 9 |
| CLE | 24 | 24 | 18 | 6 | 22 | 30 | 32 | 26 | 22t | 28 | 11 | 29 | 8 | 9 | 21 | 32 | 26t |
| DEN | 17t | 28 | 12 | 18 | 20 | 28 | 31 | 28 | 20 | 15 | 25 | 15 | 7 | 23 | 22 | 27 | 26t |
| HOU | 20 | 20 | 14 | 16 | 21 | 22 | 28 | 31 | 14 | 22 | 12t | 17 | 21 | 2 | 10 | 17 | 21t |
| IND | 31 | 32 | 22 | 28 | 30 | 29 | 7 | 32 | 30t | 18 | 15 | 28 | 18 | 22 | 4 | 30 | 16t |
| JAC | 6 | 12 | 1 | 9 | 17 | 11 | 19 | 6 | 7t | 20 | 2 | 8 | 14 | 26 | 30 | 5 | 13t |
| KC | 5 | 2 | 9 | 1 | 7 | 6 | 3 | 16 | 10 | 14 | 28 | 26 | 9 | 14 | 12 | 6 | 8 |
| LAC | 4 | 4 | 24 | 26 | 1 | 2 | 8 | 1 | 5 | 12 | 16t | 9 | 30 | 3 | 9 | 13 | 32 |
| MIA | 25 | 22 | 29 | 24 | 18 | 24 | 30 | 10 | 25 | 32 | 29 | 21 | 20 | 19 | 15 | 28 | 7 |
| NE | 1 | 5 | 10 | 12 | 2 | 5 | 2 | 12 | 1 | 10 | 5 | 18 | 12 | 28 | 17 | 2 | 4 |
| NYJ | 28 | 21 | 19 | 20 | 24 | 20 | 16t | 29 | 29 | 23 | 8 | 32 | 23 | 10 | 18 | 24 | 19t |
| OAK | 17t | 11 | 25 | 13 | 16 | 13 | 21 | 4 | 24 | 11 | 26 | 30 | 16 | 5 | 3 | 23 | 24 |
| PIT | 3 | 7 | 20 | 25 | 3 | 4 | 23 | 3 | 3 | 2 | 24 | 23 | 29 | 31 | 23 | 8 | 5 |
| TEN | 23 | 18 | 15 | 15 | 23 | 17 | 29 | 18 | 22t | 25 | 12t | 16 | 13 | 1 | 1 | 19 | 19t |
| ARI | 22 | 30 | 30 | 31 | 15 | 23 | 25 | 25 | 17 | 24 | 19 | 22 | 22 | 6 | 25 | 25 | 21t |
| ATL | 8 | 3 | 13 | 8 | 8 | 3 | 12 | 5 | 9 | 1 | 27 | 20 | 11 | 16 | 14 | 15 | 11 |
| CAR | 19 | 19 | 4 | 10 | 28 | 19 | 26 | 17 | 12 | 7 | 16t | 19 | 10 | 12 | 5 | 12 | 1 |
| CHI | 30 | 23 | 16 | 11 | 32 | 25 | 22 | 23 | 30t | 26 | 22 | 3 | 19 | 8 | 24 | 29 | 29 |
| DAL | 14 | 15 | 2 | 3 | 26 | 18 | 24 | 14 | 13 | 5 | 10 | 13 | 3 | 24 | 8 | 14 | 25 |
| DET | 13 | 9 | 32 | 32 | 6 | 8 | 9 | 24 | 21 | 17 | 32 | 1 | 32 | 25 | 27 | 7 | 13t |
| GB | 26 | 25 | 17 | 5 | 25 | 31 | 27 | 27 | 18 | 13 | 9 | 2 | 15 | 20 | 7 | 21 | 23 |
| LAR | 10 | 6 | 8 | 7 | 10 | 7 | 1 | 9 | 15t | 9 | 20t | 4 | 2 | 4 | 2 | 1 | 3 |
| MIN | 11 | 13 | 7 | 23 | 11 | 9 | 5 | 8 | 6 | 3 | 30 | 7 | 4 | 32 | 28 | 10 | 18 |
| NO | 2 | 1 | 5 | 2 | 5 | 1 | 4 | 2 | 7t | 19 | 1 | 25 | 6 | 7 | 6 | 4 | 12 |
| NYG | 21 | 26 | 26 | 22 | 19 | 26 | 14 | 11 | 28 | 30 | 23 | 31 | 28 | 30 | 32 | 31 | 31 |
| PHI | 7 | 10 | 3 | 4 | 13 | 14 | 6 | 13 | 4 | 8 | 3 | 11 | 27 | 18 | 16 | 3 | 16t |
| SF | 12 | 16 | 21 | 17 | 9 | 16 | 20 | 19 | 11 | 16 | 18 | 10 | 31 | 27 | 11 | 20 | 2 |
| SEA | 15 | 17 | 23 | 21 | 14 | 15 | 11 | 21 | 19 | 21 | 7 | 24 | 5 | 15 | 31 | 11 | 30 |
| TB | 9 | 8 | 27 | 27 | 4 | 10 | 15 | 15 | 2 | 4 | 12t | 6 | 17 | 29 | 26 | 18 | 28 |
| WAS | 16 | 14 | 28 | 30 | 12 | 12 | 18 | 20 | 26t | 31 | 6 | 27 | 25 | 13 | 29 | 16 | 13t |

- (A) Total Yards per Game
- (B) Yards per Play
- (C) Rushing Yards per Game
- (D) Rushing Yards per Attempt
- (E) Passing Net Yards per Game
- (F) Passing Net Yards per Play
- (G) Passing, Percent Had Intercepted
- (H) Sacks per Pass Play
- (I) First Downs per Game
- (J) Third Down Efficiency
- (K) Fourth Down Efficiency
- (L) Punt Return Average
- (M) Kickoff Return Average
- (N) Gross Punting Average
- (O) Net Punting Average
- (P) Points per Game
- (Q) Field Goal Percentage

WEEK 17 / THROUGH SUNDAY, DECEMBER 31, 2017

NFL / OPPONENT/DEFENSE RANK

| Tm | (A) | (B) | (C) | (D) | (E) | (F) | (G) | (H) | (I) | (J) | (K) | (L) | (M) | (N) | (O) | (P) | (Q) | (R) | (S) |
|-----|-----|-----|-----|-----|-----|-----|-----|-----|-----|-----|-----|-----|-----|-----|-----|-----|-----|-----|-----|
| BAL | 12 | 7 | 15 | 16 | 10 | 4 | 2 | 11 | 9 | 10 | 11 | 20 | 1 | 9 | 11 | 6 | 14t | 8 | 21 |
| BUF | 26 | 20 | 29 | 25 | 20 | 19 | 9 | 31 | 30 | 18 | 24 | 5 | 20 | 3 | 4 | 18 | 30 | 21 | 29 |
| CIN | 18 | 6 | 30 | 22 | 8 | 5 | 24 | 9 | 24t | 25 | 18 | 23 | 26 | 15 | 6 | 16 | 21 | 22 | 30 |
| CLE | 14 | 12 | 7 | 2 | 19 | 26 | 31 | 20 | 18 | 24 | 19t | 30 | 28 | 8 | 10 | 31 | 19 | 32 | 20 |
| DEN | 3 | 3 | 5 | 1 | 4 | 18 | 20 | 17 | 3 | 2 | 8t | 21 | 23 | 25 | 20 | 22t | 24 | 27 | 8 |
| HOU | 20 | 29 | 13 | 10 | 24 | 30 | 18 | 21 | 12 | 5 | 27t | 32 | 11 | 31 | 32 | 32 | 32 | 28 | 24 |
| IND | 30 | 30 | 26 | 9 | 28 | 32 | 13 | 29 | 23 | 31 | 19t | 3 | 4 | 19 | 27 | 30 | 12 | 30 | 32 |
| JAC | 2 | 1 | 21 | 26 | 1 | 1 | 1 | 2 | 1 | 4 | 16 | 16 | 13 | 20 | 13 | 2 | 31 | 3t | 2 |
| KC | 28 | 26 | 25 | 23 | 29 | 25 | 11 | 27 | 32 | 23 | 21 | 13 | 5 | 1 | 3 | 15 | 9 | 10 | 12 |
| LAC | 15 | 15 | 31 | 32 | 3 | 3 | 4 | 5 | 6t | 19 | 5 | 12 | 31 | 18 | 18 | 3 | 17 | 9 | 6 |
| MIA | 16 | 23 | 14 | 17 | 16 | 23 | 28 | 25 | 20 | 11 | 3 | 10 | 6 | 23 | 22 | 29 | 6 | 29 | 25 |
| NE | 29 | 31 | 20 | 31 | 30 | 20 | 21 | 12 | 24t | 21 | 13 | 4 | 3 | 12 | 9 | 5 | 2 | 1t | 9 |
| NYJ | 25 | 21 | 24 | 15 | 21 | 21 | 23 | 28 | 27 | 12 | 15 | 24 | 8 | 22 | 29 | 22t | 3 | 26 | 28 |
| OAK | 23 | 27 | 12 | 13 | 26 | 28 | 32 | 24 | 13 | 26 | 30 | 11 | 7 | 5 | 23 | 20 | 16 | 25 | 23 |
| PIT | 5 | 14 | 10 | 27 | 5 | 11 | 7 | 1 | 4 | 7 | 7 | 18 | 15 | 14 | 28 | 7 | 11 | 7 | 3 |
| TEN | 13 | 8 | 4 | 4 | 25 | 13 | 22 | 13 | 21t | 8 | 27t | 15 | 27 | 32 | 31 | 17 | 27 | 16 | 17 |
| ARI | 6 | 4 | 6 | 3 | 14 | 12 | 12 | 19 | 8 | 6 | 14 | 29 | 21 | 28 | 30 | 19 | 25 | 24 | 15 |
| ATL | 9 | 13 | 9 | 19 | 12 | 10 | 30 | 14 | 21t | 16 | 29 | 19 | 32 | 27 | 25 | 8 | 14t | 11 | 7 |
| CAR | 7 | 17 | 3 | 11 | 18 | 17 | 26 | 3 | 6t | 13 | 10 | 8 | 16 | 24 | 24 | 11 | 18 | 12 | 14 |
| CHI | 10 | 11 | 11 | 12 | 7 | 14 | 29 | 6 | 10 | 20 | 23 | 28 | 19 | 30 | 21 | 9 | 28 | 20 | 26 |
| DAL | 8 | 10 | 8 | 18 | 11 | 8 | 27 | 16 | 16 | 29 | 6 | 1 | 18 | 13 | 8 | 13t | 4 | 15 | 11 |
| DET | 27 | 24 | 18 | 21 | 27 | 22 | 5 | 23 | 31 | 15 | 22 | 17 | 12 | 16 | 1 | 21 | 8 | 13t | 19 |
| GB | 22 | 25 | 17 | 8 | 23 | 29 | 19 | 10 | 28 | 28 | 31 | 6 | 22 | 2 | 5 | 26 | 29 | 23 | 27 |
| LAR | 19 | 19 | 28 | 30 | 13 | 9 | 6 | 4 | 11 | 14 | 25t | 9 | 24 | 7 | 2 | 12 | 1 | 3t | 10 |
| MIN | 1 | 2 | 2 | 5 | 2 | 2 | 15 | 18 | 2 | 1 | 12 | 22 | 25 | 17 | 12 | 1 | 26 | 5 | 1 |
| NO | 17 | 22 | 16 | 28 | 15 | 16 | 3 | 8 | 15 | 27 | 8t | 26 | 29 | 10 | 16 | 10 | 13 | 6 | 5 |
| NYG | 31 | 28 | 27 | 20 | 31 | 27 | 17 | 30 | 17 | 22 | 4 | 27 | 14 | 21 | 26 | 27t | 7 | 31 | 31 |
| PHI | 4 | 9 | 1 | 6 | 17 | 7 | 8 | 22 | 5 | 3 | 1t | 14 | 17 | 11 | 7 | 4 | 5 | 1t | 4 |
| SF | 24 | 16 | 22 | 7 | 22 | 24 | 25 | 26 | 29 | 30 | 32 | 2 | 9 | 29 | 15 | 25 | 22t | 19 | 16 |
| SEA | 11 | 5 | 19 | 14 | 6 | 6 | 14 | 15 | 19 | 17 | 17 | 25 | 10 | 6 | 14 | 13t | 22t | 13t | 13 |
| TB | 32 | 32 | 23 | 24 | 32 | 31 | 16 | 32 | 26 | 32 | 1t | 7 | 30 | 26 | 19 | 22t | 20 | 18 | 18 |
| WAS | 21 | 18 | 32 | 29 | 9 | 15 | 10 | 7 | 14 | 9 | 25t | 31 | 2 | 4 | 17 | 27t | 10 | 17 | 22 |

- (A) Total Yards per Game
- (B) Yards per Play
- (C) Rushing Yards per Game
- (D) Rushing Yards per Attempt
- (E) Passing Net Yards per Game
- (F) Passing Net Yards per Play
- (G) Passing, Percent Had Intercepted
- (H) Sacks per Pass Play
- (I) First Downs per Game
- (J) Third Down Efficiency
- (K) Fourth Down Efficiency
- (L) Punt Return Average
- (M) Kickoff Return Average
- (N) Gross Punting Average
- (O) Net Punting Average
- (P) Points per Game
- (Q) Field Goal Percentage
- (R) Points per Game Differential
- (S) Net Yards per Game Differential

WEEK 17 / THROUGH SUNDAY, DECEMBER 31, 2017

AFC / TOTAL OFFENSE

| Rank | Team | Total | Rushing | Passing | Total | Rushing | Passing |
|------|----------------------|-------|---------|---------|-------|---------|---------|
| 1) | New England | 6307 | 1889 | 4418 | 394.2 | 118.1 | 276.1 |
| 2) | Pittsburgh | 6047 | 1667 | 4380 | 377.9 | 104.2 | 273.8 |
| 3) | Los Angeles Chargers | 6026 | 1595 | 4431 | 376.6 | 99.7 | 276.9 |
| 4) | Kansas City | 6007 | 1903 | 4104 | 375.4 | 118.9 | 256.5 |
| 5) | Jacksonville | 5855 | 2262 | 3593 | 365.9 | 141.4 | 224.6 |
| 6t) | Denver | 5185 | 1852 | 3333 | 324.1 | 115.8 | 208.3 |
| 6t) | Oakland | 5185 | 1554 | 3631 | 324.1 | 97.1 | 226.9 |
| 8) | Houston | 5120 | 1842 | 3278 | 320.0 | 115.1 | 204.9 |
| 9) | Tennessee | 5024 | 1833 | 3191 | 314.0 | 114.6 | 199.4 |
| 10) | Cleveland | 4942 | 1714 | 3228 | 308.9 | 107.1 | 201.8 |
| 11) | Miami | 4923 | 1388 | 3535 | 307.7 | 86.8 | 220.9 |
| 12) | Baltimore | 4886 | 1856 | 3030 | 305.4 | 116.0 | 189.4 |
| 13) | New York Jets | 4884 | 1702 | 3182 | 305.3 | 106.4 | 198.9 |
| 14) | Buffalo | 4842 | 2017 | 2825 | 302.6 | 126.1 | 176.6 |
| 15) | Indianapolis | 4553 | 1661 | 2892 | 284.6 | 103.8 | 180.8 |
| 16) | Cincinnati | 4488 | 1366 | 3122 | 280.5 | 85.4 | 195.1 |

AFC / TOTAL DEFENSE

| Rank | Team | Total | Rushing | Passing | Total | Rushing | Passing |
|------|----------------------|-------|---------|---------|-------|---------|---------|
| 1) | Jacksonville | 4578 | 1860 | 2718 | 286.1 | 116.3 | 169.9 |
| 2) | Denver | 4640 | 1430 | 3210 | 290.0 | 89.4 | 200.6 |
| 3) | Pittsburgh | 4910 | 1693 | 3217 | 306.9 | 105.8 | 201.1 |
| 4) | Baltimore | 5201 | 1780 | 3421 | 325.1 | 111.3 | 213.8 |
| 5) | Tennessee | 5248 | 1420 | 3828 | 328.0 | 88.8 | 239.3 |
| 6) | Cleveland | 5250 | 1566 | 3684 | 328.1 | 97.9 | 230.3 |
| 7) | Los Angeles Chargers | 5254 | 2098 | 3156 | 328.4 | 131.1 | 197.3 |
| 8) | Miami | 5371 | 1768 | 3603 | 335.7 | 110.5 | 225.2 |
| 9) | Cincinnati | 5425 | 2046 | 3379 | 339.1 | 127.9 | 211.2 |
| 10) | Houston | 5546 | 1747 | 3799 | 346.6 | 109.2 | 237.4 |
| 11) | Oakland | 5601 | 1743 | 3858 | 350.1 | 108.9 | 241.1 |
| 12) | New York Jets | 5636 | 1887 | 3749 | 352.3 | 117.9 | 234.3 |
| 13) | Buffalo | 5682 | 1994 | 3688 | 355.1 | 124.6 | 230.5 |
| 14) | Kansas City | 5842 | 1890 | 3952 | 365.1 | 118.1 | 247.0 |
| 15) | New England | 5856 | 1836 | 4020 | 366.0 | 114.8 | 251.3 |
| 16) | Indianapolis | 5873 | 1927 | 3946 | 367.1 | 120.4 | 246.6 |

NFC / TOTAL OFFENSE

| Rank | Team | Total | Rushing | Passing | Total | Rushing | Passing |
|------|------------------|-------|---------|---------|-------|---------|---------|
| 1) | New Orleans | 6259 | 2070 | 4189 | 391.2 | 129.4 | 261.8 |
| 2) | Philadelphia | 5852 | 2115 | 3737 | 365.8 | 132.2 | 233.6 |
| 3) | Atlanta | 5837 | 1847 | 3990 | 364.8 | 115.4 | 249.4 |
| 4) | Tampa Bay | 5816 | 1450 | 4366 | 363.5 | 90.6 | 272.9 |
| 5) | Los Angeles Rams | 5784 | 1953 | 3831 | 361.5 | 122.1 | 239.4 |
| 6) | Minnesota | 5710 | 1957 | 3753 | 356.9 | 122.3 | 234.6 |
| 7) | San Francisco | 5589 | 1664 | 3925 | 349.3 | 104.0 | 245.3 |
| 8) | Detroit | 5404 | 1221 | 4183 | 337.8 | 76.3 | 261.4 |
| 9) | Dallas | 5311 | 2170 | 3141 | 331.9 | 135.6 | 196.3 |
| 10) | Seattle | 5286 | 1629 | 3657 | 330.4 | 101.8 | 228.6 |
| 11) | Washington | 5199 | 1448 | 3751 | 324.9 | 90.5 | 234.4 |
| 12) | Carolina | 5179 | 2102 | 3077 | 323.7 | 131.4 | 192.3 |
| 13) | New York Giants | 5028 | 1549 | 3479 | 314.3 | 96.8 | 217.4 |
| 14) | Arizona | 5026 | 1386 | 3640 | 314.1 | 86.6 | 227.5 |
| 15) | Green Bay | 4891 | 1724 | 3167 | 305.7 | 107.8 | 197.9 |
| 16) | Chicago | 4599 | 1788 | 2811 | 287.4 | 111.8 | 175.7 |

NFC / TOTAL DEFENSE

| Rank | Team | Total | Rushing | Passing | Total | Rushing | Passing |
|------|------------------|-------|---------|---------|-------|---------|---------|
| 1) | Minnesota | 4415 | 1337 | 3078 | 275.9 | 83.6 | 192.4 |
| 2) | Philadelphia | 4904 | 1267 | 3637 | 306.5 | 79.2 | 227.3 |
| 3) | Arizona | 4975 | 1434 | 3541 | 310.9 | 89.6 | 221.3 |
| 4) | Carolina | 5074 | 1409 | 3665 | 317.1 | 88.1 | 229.1 |
| 5) | Dallas | 5089 | 1664 | 3425 | 318.1 | 104.0 | 214.1 |
| 6) | Atlanta | 5094 | 1665 | 3429 | 318.4 | 104.1 | 214.3 |
| 7) | Chicago | 5106 | 1730 | 3376 | 319.1 | 108.1 | 211.0 |
| 8) | Seattle | 5171 | 1824 | 3347 | 323.2 | 114.0 | 209.2 |
| 9) | New Orleans | 5384 | 1787 | 3597 | 336.5 | 111.7 | 224.8 |
| 10) | Los Angeles Rams | 5434 | 1959 | 3475 | 339.6 | 122.4 | 217.2 |
| 11) | Washington | 5566 | 2146 | 3420 | 347.9 | 134.1 | 213.8 |
| 12) | Green Bay | 5582 | 1793 | 3789 | 348.9 | 112.1 | 236.8 |
| 13) | San Francisco | 5625 | 1861 | 3764 | 351.6 | 116.3 | 235.3 |
| 14) | Detroit | 5692 | 1800 | 3892 | 355.8 | 112.5 | 243.3 |
| 15) | New York Giants | 5971 | 1933 | 4038 | 373.2 | 120.8 | 252.4 |
| 16) | Tampa Bay | 6049 | 1880 | 4169 | 378.1 | 117.5 | 260.6 |

NFL / TOTAL OFFENSE

| Rank | Team | Total | Rushing | Passing | Total | Rushing | Passing |
|------|----------------------|-------|---------|---------|-------|---------|---------|
| 1) | New England | 6307 | 1889 | 4418 | 394.2 | 118.1 | 276.1 |
| 2) | New Orleans | 6259 | 2070 | 4189 | 391.2 | 129.4 | 261.8 |
| 3) | Pittsburgh | 6047 | 1667 | 4380 | 377.9 | 104.2 | 273.8 |
| 4) | Los Angeles Chargers | 6026 | 1595 | 4431 | 376.6 | 99.7 | 276.9 |
| 5) | Kansas City | 6007 | 1903 | 4104 | 375.4 | 118.9 | 256.5 |
| 6) | Jacksonville | 5855 | 2262 | 3593 | 365.9 | 141.4 | 224.6 |
| 7) | Philadelphia | 5852 | 2115 | 3737 | 365.8 | 132.2 | 233.6 |
| 8) | Atlanta | 5837 | 1847 | 3990 | 364.8 | 115.4 | 249.4 |
| 9) | Tampa Bay | 5816 | 1450 | 4366 | 363.5 | 90.6 | 272.9 |
| 10) | Los Angeles Rams | 5784 | 1953 | 3831 | 361.5 | 122.1 | 239.4 |
| 11) | Minnesota | 5710 | 1957 | 3753 | 356.9 | 122.3 | 234.6 |
| 12) | San Francisco | 5589 | 1664 | 3925 | 349.3 | 104.0 | 245.3 |
| 13) | Detroit | 5404 | 1221 | 4183 | 337.8 | 76.3 | 261.4 |
| 14) | Dallas | 5311 | 2170 | 3141 | 331.9 | 135.6 | 196.3 |
| 15) | Seattle | 5286 | 1629 | 3657 | 330.4 | 101.8 | 228.6 |
| 16) | Washington | 5199 | 1448 | 3751 | 324.9 | 90.5 | 234.4 |
| 17t) | Denver | 5185 | 1852 | 3333 | 324.1 | 115.8 | 208.3 |
| 17t) | Oakland | 5185 | 1554 | 3631 | 324.1 | 97.1 | 226.9 |
| 19) | Carolina | 5179 | 2102 | 3077 | 323.7 | 131.4 | 192.3 |
| 20) | Houston | 5120 | 1842 | 3278 | 320.0 | 115.1 | 204.9 |
| 21) | New York Giants | 5028 | 1549 | 3479 | 314.3 | 96.8 | 217.4 |
| 22) | Arizona | 5026 | 1386 | 3640 | 314.1 | 86.6 | 227.5 |
| 23) | Tennessee | 5024 | 1833 | 3191 | 314.0 | 114.6 | 199.4 |
| 24) | Cleveland | 4942 | 1714 | 3228 | 308.9 | 107.1 | 201.8 |
| 25) | Miami | 4923 | 1388 | 3535 | 307.7 | 86.8 | 220.9 |
| 26) | Green Bay | 4891 | 1724 | 3167 | 305.7 | 107.8 | 197.9 |
| 27) | Baltimore | 4886 | 1856 | 3030 | 305.4 | 116.0 | 189.4 |
| 28) | New York Jets | 4884 | 1702 | 3182 | 305.3 | 106.4 | 198.9 |
| 29) | Buffalo | 4842 | 2017 | 2825 | 302.6 | 126.1 | 176.6 |
| 30) | Chicago | 4599 | 1788 | 2811 | 287.4 | 111.8 | 175.7 |
| 31) | Indianapolis | 4553 | 1661 | 2892 | 284.6 | 103.8 | 180.8 |
| 32) | Cincinnati | 4488 | 1366 | 3122 | 280.5 | 85.4 | 195.1 |

NFL / TOTAL DEFENSE

| Rank | Team | Total | Rushing | Passing | Total | Rushing | Passing |
|------|----------------------|-------|---------|---------|-------|---------|---------|
| 1) | Minnesota | 4415 | 1337 | 3078 | 275.9 | 83.6 | 192.4 |
| 2) | Jacksonville | 4578 | 1860 | 2718 | 286.1 | 116.3 | 169.9 |
| 3) | Denver | 4640 | 1430 | 3210 | 290.0 | 89.4 | 200.6 |
| 4) | Philadelphia | 4904 | 1267 | 3637 | 306.5 | 79.2 | 227.3 |
| 5) | Pittsburgh | 4910 | 1693 | 3217 | 306.9 | 105.8 | 201.1 |
| 6) | Arizona | 4975 | 1434 | 3541 | 310.9 | 89.6 | 221.3 |
| 7) | Carolina | 5074 | 1409 | 3665 | 317.1 | 88.1 | 229.1 |
| 8) | Dallas | 5089 | 1664 | 3425 | 318.1 | 104.0 | 214.1 |
| 9) | Atlanta | 5094 | 1665 | 3429 | 318.4 | 104.1 | 214.3 |
| 10) | Chicago | 5106 | 1730 | 3376 | 319.1 | 108.1 | 211.0 |
| 11) | Seattle | 5171 | 1824 | 3347 | 323.2 | 114.0 | 209.2 |
| 12) | Baltimore | 5201 | 1780 | 3421 | 325.1 | 111.3 | 213.8 |
| 13) | Tennessee | 5248 | 1420 | 3828 | 328.0 | 88.8 | 239.3 |
| 14) | Cleveland | 5250 | 1566 | 3684 | 328.1 | 97.9 | 230.3 |
| 15) | Los Angeles Chargers | 5254 | 2098 | 3156 | 328.4 | 131.1 | 197.3 |
| 16) | Miami | 5371 | 1768 | 3603 | 335.7 | 110.5 | 225.2 |
| 17) | New Orleans | 5384 | 1787 | 3597 | 336.5 | 111.7 | 224.8 |
| 18) | Cincinnati | 5425 | 2046 | 3379 | 339.1 | 127.9 | 211.2 |
| 19) | Los Angeles Rams | 5434 | 1959 | 3475 | 339.6 | 122.4 | 217.2 |
| 20) | Houston | 5546 | 1747 | 3799 | 346.6 | 109.2 | 237.4 |
| 21) | Washington | 5566 | 2146 | 3420 | 347.9 | 134.1 | 213.8 |
| 22) | Green Bay | 5582 | 1793 | 3789 | 348.9 | 112.1 | 236.8 |
| 23) | Oakland | 5601 | 1743 | 3858 | 350.1 | 108.9 | 241.1 |
| 24) | San Francisco | 5625 | 1861 | 3764 | 351.6 | 116.3 | 235.3 |
| 25) | New York Jets | 5636 | 1887 | 3749 | 352.3 | 117.9 | 234.3 |
| 26) | Buffalo | 5682 | 1994 | 3688 | 355.1 | 124.6 | 230.5 |
| 27) | Detroit | 5692 | 1800 | 3892 | 355.8 | 112.5 | 243.3 |
| 28) | Kansas City | 5842 | 1890 | 3952 | 365.1 | 118.1 | 247.0 |
| 29) | New England | 5856 | 1836 | 4020 | 366.0 | 114.8 | 251.3 |
| 30) | Indianapolis | 5873 | 1927 | 3946 | 367.1 | 120.4 | 246.6 |
| 31) | New York Giants | 5971 | 1933 | 4038 | 373.2 | 120.8 | 252.4 |
| 32) | Tampa Bay | 6049 | 1880 | 4169 | 378.1 | 117.5 | 260.6 |

WEEK 17 / THROUGH SUNDAY, DECEMBER 31, 2017

AFC / TAKEAWAYS, GIVEAWAYS

| Rank | Team | TAKEAWAYS | | | GIVEAWAYS | | | Net |
|------|----------------------|-----------|-----|-------|-----------|-----|-------|-------|
| | | Int | Fum | Total | Int | Fum | Total | Diff |
| 1) | Baltimore | 22 | 12 | 34 | 13 | 4 | 17 | = +17 |
| 2) | Kansas City | 16 | 10 | 26 | 8 | 3 | 11 | = +15 |
| 3) | Los Angeles Chargers | 18 | 9 | 27 | 11 | 4 | 15 | = +12 |
| 4) | Jacksonville | 21 | 12 | 33 | 13 | 10 | 23 | = +10 |
| 5) | Buffalo | 18 | 7 | 25 | 10 | 6 | 16 | = +9 |
| 6) | New England | 12 | 6 | 18 | 8 | 4 | 12 | = +6 |
| 7) | Indianapolis | 13 | 7 | 20 | 9 | 6 | 15 | = +5 |
| 8) | Pittsburgh | 16 | 6 | 22 | 15 | 5 | 20 | = +2 |
| 9t) | New York Jets | 11 | 9 | 20 | 12 | 12 | 24 | = -4 |
| 9t) | Tennessee | 12 | 9 | 21 | 17 | 8 | 25 | = -4 |
| 11) | Cincinnati | 11 | 3 | 14 | 12 | 11 | 23 | = -9 |
| 12) | Houston | 11 | 5 | 16 | 17 | 11 | 28 | = -12 |
| 13t) | Miami | 9 | 6 | 15 | 21 | 8 | 29 | = -14 |
| 13t) | Oakland | 5 | 9 | 14 | 14 | 14 | 28 | = -14 |
| 15) | Denver | 10 | 7 | 17 | 22 | 12 | 34 | = -17 |
| 16) | Cleveland | 7 | 6 | 13 | 28 | 13 | 41 | = -28 |
| | Totals | 212 | 123 | 335 | 230 | 131 | 361 | = -26 |

NFC / TAKEAWAYS, GIVEAWAYS

| Rank | Team | TAKEAWAYS | | | GIVEAWAYS | | | Net |
|------|------------------|-----------|-----|-------|-----------|-----|-------|-------|
| | | Int | Fum | Total | Int | Fum | Total | Diff |
| 1) | Philadelphia | 19 | 12 | 31 | 9 | 11 | 20 | = +11 |
| 2) | Detroit | 19 | 13 | 32 | 11 | 11 | 22 | = +10 |
| 3) | Seattle | 14 | 11 | 25 | 12 | 5 | 17 | = +8 |
| 4t) | Los Angeles Rams | 18 | 10 | 28 | 7 | 14 | 21 | = +7 |
| 4t) | New Orleans | 20 | 5 | 25 | 8 | 10 | 18 | = +7 |
| 6) | Minnesota | 14 | 5 | 19 | 8 | 6 | 14 | = +5 |
| 7) | Chicago | 8 | 14 | 22 | 12 | 10 | 22 | = 0 |
| 8t) | Carolina | 10 | 11 | 21 | 16 | 6 | 22 | = -1 |
| 8t) | Dallas | 10 | 11 | 21 | 13 | 9 | 22 | = -1 |
| 8t) | Tampa Bay | 13 | 13 | 26 | 14 | 13 | 27 | = -1 |
| 11) | Atlanta | 8 | 8 | 16 | 12 | 6 | 18 | = -2 |
| 12t) | Green Bay | 11 | 11 | 22 | 18 | 7 | 25 | = -3 |
| 12t) | New York Giants | 13 | 6 | 19 | 14 | 8 | 22 | = -3 |
| 12t) | San Francisco | 10 | 10 | 20 | 15 | 8 | 23 | = -3 |
| 15t) | Arizona | 15 | 6 | 21 | 18 | 7 | 25 | = -4 |
| 15t) | Washington | 16 | 7 | 23 | 13 | 14 | 27 | = -4 |
| | Totals | 218 | 153 | 371 | 200 | 145 | 345 | = +26 |

NFL / TAKEAWAYS, GIVEAWAYS

| Rank | Team | TAKEAWAYS | | | GIVEAWAYS | | | Net |
|------|----------------------|-----------|-----|-------|-----------|-----|-------|-------|
| | | Int | Fum | Total | Int | Fum | Total | Diff |
| 1) | Baltimore | 22 | 12 | 34 | 13 | 4 | 17 | = +17 |
| 2) | Kansas City | 16 | 10 | 26 | 8 | 3 | 11 | = +15 |
| 3) | Los Angeles Chargers | 18 | 9 | 27 | 11 | 4 | 15 | = +12 |
| 4) | Philadelphia | 19 | 12 | 31 | 9 | 11 | 20 | = +11 |
| 5t) | Jacksonville | 21 | 12 | 33 | 13 | 10 | 23 | = +10 |
| 5t) | Detroit | 19 | 13 | 32 | 11 | 11 | 22 | = +10 |
| 7) | Buffalo | 18 | 7 | 25 | 10 | 6 | 16 | = +9 |
| 8) | Seattle | 14 | 11 | 25 | 12 | 5 | 17 | = +8 |
| 9t) | Los Angeles Rams | 18 | 10 | 28 | 7 | 14 | 21 | = +7 |
| 9t) | New Orleans | 20 | 5 | 25 | 8 | 10 | 18 | = +7 |
| 11) | New England | 12 | 6 | 18 | 8 | 4 | 12 | = +6 |
| 12t) | Indianapolis | 13 | 7 | 20 | 9 | 6 | 15 | = +5 |
| 12t) | Minnesota | 14 | 5 | 19 | 8 | 6 | 14 | = +5 |
| 14) | Pittsburgh | 16 | 6 | 22 | 15 | 5 | 20 | = +2 |
| 15) | Chicago | 8 | 14 | 22 | 12 | 10 | 22 | = 0 |
| 16t) | Carolina | 10 | 11 | 21 | 16 | 6 | 22 | = -1 |
| 16t) | Dallas | 10 | 11 | 21 | 13 | 9 | 22 | = -1 |
| 16t) | Tampa Bay | 13 | 13 | 26 | 14 | 13 | 27 | = -1 |
| 19) | Atlanta | 8 | 8 | 16 | 12 | 6 | 18 | = -2 |
| 20t) | Green Bay | 11 | 11 | 22 | 18 | 7 | 25 | = -3 |
| 20t) | New York Giants | 13 | 6 | 19 | 14 | 8 | 22 | = -3 |
| 20t) | San Francisco | 10 | 10 | 20 | 15 | 8 | 23 | = -3 |
| 23t) | New York Jets | 11 | 9 | 20 | 12 | 12 | 24 | = -4 |
| 23t) | Tennessee | 12 | 9 | 21 | 17 | 8 | 25 | = -4 |
| 23t) | Arizona | 15 | 6 | 21 | 18 | 7 | 25 | = -4 |
| 23t) | Washington | 16 | 7 | 23 | 13 | 14 | 27 | = -4 |
| 27) | Cincinnati | 11 | 3 | 14 | 12 | 11 | 23 | = -9 |
| 28) | Houston | 11 | 5 | 16 | 17 | 11 | 28 | = -12 |
| 29t) | Miami | 9 | 6 | 15 | 21 | 8 | 29 | = -14 |
| 29t) | Oakland | 5 | 9 | 14 | 14 | 14 | 28 | = -14 |
| 31) | Denver | 10 | 7 | 17 | 22 | 12 | 34 | = -17 |
| 32) | Cleveland | 7 | 6 | 13 | 28 | 13 | 41 | = -28 |
| | Totals | 430 | 276 | 706 | 430 | 276 | 706 | = 0 |

WEEK 17 / THROUGH SUNDAY, DECEMBER 31, 2017

AFC / TEAM/OFFENSE INSIDE THE 20

| Rank | Team | Poss | Pts | TD | TD% | FG | Score | Score% |
|------|----------------------|------|-----|----|------|----|-------|--------|
| 1) | Jacksonville | 50 | 268 | 32 | 64.0 | 15 | 47 | 94.0 |
| 2) | New England | 70 | 365 | 42 | 60.0 | 24 | 66 | 94.3 |
| 3) | Oakland | 34 | 162 | 20 | 58.8 | 7 | 27 | 79.4 |
| 4) | Baltimore | 52 | 260 | 30 | 57.7 | 17 | 47 | 90.4 |
| 5) | Cincinnati | 43 | 206 | 24 | 55.8 | 13 | 37 | 86.0 |
| 6) | New York Jets | 33 | 161 | 18 | 54.5 | 12 | 30 | 90.9 |
| 7) | Miami | 38 | 176 | 20 | 52.6 | 13 | 33 | 86.8 |
| 8) | Tennessee | 40 | 197 | 21 | 52.5 | 17 | 38 | 95.0 |
| 9) | Houston | 42 | 185 | 22 | 52.4 | 11 | 33 | 78.6 |
| 10) | Buffalo | 44 | 204 | 23 | 52.3 | 15 | 38 | 86.4 |
| 11) | Pittsburgh | 63 | 297 | 32 | 50.8 | 25 | 57 | 90.5 |
| 12) | Cleveland | 39 | 158 | 19 | 48.7 | 8 | 27 | 69.2 |
| 13) | Los Angeles Chargers | 47 | 199 | 22 | 46.8 | 16 | 38 | 80.9 |
| 14) | Kansas City | 50 | 221 | 21 | 42.0 | 25 | 46 | 92.0 |
| 15) | Indianapolis | 40 | 164 | 16 | 40.0 | 18 | 34 | 85.0 |
| 16) | Denver | 48 | 184 | 19 | 39.6 | 17 | 36 | 75.0 |

AFC / OPPONENTS/DEFENSE INSIDE THE 20

| Rank | Team | Poss | Pts | TD | TD% | FG | Score | Score% |
|------|----------------------|------|-----|----|------|----|-------|--------|
| 1) | Los Angeles Chargers | 36 | 133 | 13 | 36.1 | 14 | 27 | 75.0 |
| 2) | Jacksonville | 28 | 113 | 11 | 39.3 | 12 | 23 | 82.1 |
| 3) | New England | 48 | 189 | 21 | 43.8 | 14 | 35 | 72.9 |
| 4) | Cincinnati | 56 | 260 | 26 | 46.4 | 26 | 52 | 92.9 |
| 5) | Oakland | 48 | 217 | 23 | 47.9 | 19 | 42 | 87.5 |
| 6) | Tennessee | 56 | 248 | 27 | 48.2 | 21 | 48 | 85.7 |
| 7) | Baltimore | 45 | 198 | 22 | 48.9 | 16 | 38 | 84.4 |
| 8) | Buffalo | 57 | 270 | 30 | 52.6 | 21 | 51 | 89.5 |
| 9) | Indianapolis | 51 | 230 | 27 | 52.9 | 14 | 41 | 80.4 |
| 10) | Kansas City | 51 | 242 | 28 | 54.9 | 16 | 44 | 86.3 |
| 11) | New York Jets | 52 | 246 | 29 | 55.8 | 16 | 45 | 86.5 |
| 12) | Denver | 41 | 199 | 24 | 58.5 | 11 | 35 | 85.4 |
| 13) | Houston | 54 | 283 | 33 | 61.1 | 18 | 51 | 94.4 |
| 14) | Pittsburgh | 39 | 195 | 24 | 61.5 | 10 | 34 | 87.2 |
| 15) | Miami | 51 | 268 | 32 | 62.7 | 15 | 47 | 92.2 |
| 16) | Cleveland | 46 | 250 | 31 | 67.4 | 11 | 42 | 91.3 |

NFC / TEAM/OFFENSE INSIDE THE 20

| Rank | Team | Poss | Pts | TD | TD% | FG | Score | Score% |
|------|------------------|------|-----|----|------|----|-------|--------|
| 1) | Philadelphia | 55 | 286 | 36 | 65.5 | 12 | 48 | 87.3 |
| 2) | Green Bay | 42 | 211 | 26 | 61.9 | 10 | 36 | 85.7 |
| 3) | Chicago | 33 | 158 | 20 | 60.6 | 7 | 27 | 81.8 |
| 4) | Dallas | 52 | 250 | 31 | 59.6 | 12 | 43 | 82.7 |
| 5) | New Orleans | 55 | 275 | 32 | 58.2 | 17 | 49 | 89.1 |
| 6) | Minnesota | 57 | 288 | 33 | 57.9 | 20 | 53 | 93.0 |
| 7) | Detroit | 46 | 228 | 26 | 56.5 | 16 | 42 | 91.3 |
| 8) | Seattle | 45 | 215 | 25 | 55.6 | 14 | 39 | 86.7 |
| 9) | Los Angeles Rams | 69 | 335 | 38 | 55.1 | 24 | 62 | 89.9 |
| 10) | Washington | 46 | 221 | 25 | 54.3 | 16 | 41 | 89.1 |
| 11) | Carolina | 52 | 244 | 28 | 53.8 | 17 | 45 | 86.5 |
| 12) | Atlanta | 54 | 242 | 27 | 50.0 | 18 | 45 | 83.3 |
| 13) | Tampa Bay | 53 | 230 | 26 | 49.1 | 18 | 44 | 83.0 |
| 14) | New York Giants | 39 | 166 | 19 | 48.7 | 12 | 31 | 79.5 |
| 15) | San Francisco | 51 | 229 | 24 | 47.1 | 21 | 45 | 88.2 |
| 16) | Arizona | 48 | 192 | 20 | 41.7 | 19 | 39 | 81.3 |

NFC / OPPONENTS/DEFENSE INSIDE THE 20

| Rank | Team | Poss | Pts | TD | TD% | FG | Score | Score% |
|------|------------------|------|-----|----|------|----|-------|--------|
| 1) | Minnesota | 40 | 158 | 16 | 40.0 | 15 | 31 | 77.5 |
| 2) | Atlanta | 48 | 199 | 22 | 45.8 | 15 | 37 | 77.1 |
| 3) | Seattle | 42 | 182 | 20 | 47.6 | 15 | 35 | 83.3 |
| 4) | Carolina | 44 | 205 | 21 | 47.7 | 19 | 40 | 90.9 |
| 5) | Chicago | 49 | 222 | 24 | 49.0 | 18 | 42 | 85.7 |
| 6) | Washington | 57 | 274 | 29 | 50.9 | 24 | 53 | 93.0 |
| 7) | New Orleans | 48 | 212 | 25 | 52.1 | 14 | 39 | 81.3 |
| 8t) | New York Giants | 53 | 258 | 29 | 54.7 | 19 | 48 | 90.6 |
| 8t) | Tampa Bay | 53 | 256 | 29 | 54.7 | 18 | 47 | 88.7 |
| 10) | Philadelphia | 38 | 176 | 21 | 55.3 | 10 | 31 | 81.6 |
| 11) | Dallas | 49 | 223 | 28 | 57.1 | 10 | 38 | 77.6 |
| 12t) | Arizona | 46 | 230 | 27 | 58.7 | 16 | 43 | 93.5 |
| 12t) | Los Angeles Rams | 46 | 224 | 27 | 58.7 | 13 | 40 | 87.0 |
| 14) | San Francisco | 57 | 279 | 34 | 59.6 | 16 | 50 | 87.7 |
| 15) | Detroit | 55 | 279 | 34 | 61.8 | 14 | 48 | 87.3 |
| 16) | Green Bay | 46 | 259 | 30 | 65.2 | 16 | 46 | 100.0 |

WEEK 17 / THROUGH SUNDAY, DECEMBER 31, 2017

NFL / TEAM/OFFENSE INSIDE THE 20

| Rank | Team | Poss | Pts | TD | TD% | FG | Score | Score% |
|------|----------------------|------|-----|----|------|----|-------|--------|
| 1) | Philadelphia | 55 | 286 | 36 | 65.5 | 12 | 48 | 87.3 |
| 2) | Jacksonville | 50 | 268 | 32 | 64.0 | 15 | 47 | 94.0 |
| 3) | Green Bay | 42 | 211 | 26 | 61.9 | 10 | 36 | 85.7 |
| 4) | Chicago | 33 | 158 | 20 | 60.6 | 7 | 27 | 81.8 |
| 5) | New England | 70 | 365 | 42 | 60.0 | 24 | 66 | 94.3 |
| 6) | Dallas | 52 | 250 | 31 | 59.6 | 12 | 43 | 82.7 |
| 7) | Oakland | 34 | 162 | 20 | 58.8 | 7 | 27 | 79.4 |
| 8) | New Orleans | 55 | 275 | 32 | 58.2 | 17 | 49 | 89.1 |
| 9) | Minnesota | 57 | 288 | 33 | 57.9 | 20 | 53 | 93.0 |
| 10) | Baltimore | 52 | 260 | 30 | 57.7 | 17 | 47 | 90.4 |
| 11) | Detroit | 46 | 228 | 26 | 56.5 | 16 | 42 | 91.3 |
| 12) | Cincinnati | 43 | 206 | 24 | 55.8 | 13 | 37 | 86.0 |
| 13) | Seattle | 45 | 215 | 25 | 55.6 | 14 | 39 | 86.7 |
| 14) | Los Angeles Rams | 69 | 335 | 38 | 55.1 | 24 | 62 | 89.9 |
| 15) | New York Jets | 33 | 161 | 18 | 54.5 | 12 | 30 | 90.9 |
| 16) | Washington | 46 | 221 | 25 | 54.3 | 16 | 41 | 89.1 |
| 17) | Carolina | 52 | 244 | 28 | 53.8 | 17 | 45 | 86.5 |
| 18) | Miami | 38 | 176 | 20 | 52.6 | 13 | 33 | 86.8 |
| 19) | Tennessee | 40 | 197 | 21 | 52.5 | 17 | 38 | 95.0 |
| 20) | Houston | 42 | 185 | 22 | 52.4 | 11 | 33 | 78.6 |
| 21) | Buffalo | 44 | 204 | 23 | 52.3 | 15 | 38 | 86.4 |
| 22) | Pittsburgh | 63 | 297 | 32 | 50.8 | 25 | 57 | 90.5 |
| 23) | Atlanta | 54 | 242 | 27 | 50.0 | 18 | 45 | 83.3 |
| 24) | Tampa Bay | 53 | 230 | 26 | 49.1 | 18 | 44 | 83.0 |
| 25t) | Cleveland | 39 | 158 | 19 | 48.7 | 8 | 27 | 69.2 |
| 25t) | New York Giants | 39 | 166 | 19 | 48.7 | 12 | 31 | 79.5 |
| 27) | San Francisco | 51 | 229 | 24 | 47.1 | 21 | 45 | 88.2 |
| 28) | Los Angeles Chargers | 47 | 199 | 22 | 46.8 | 16 | 38 | 80.9 |
| 29) | Kansas City | 50 | 221 | 21 | 42.0 | 25 | 46 | 92.0 |
| 30) | Arizona | 48 | 192 | 20 | 41.7 | 19 | 39 | 81.3 |
| 31) | Indianapolis | 40 | 164 | 16 | 40.0 | 18 | 34 | 85.0 |
| 32) | Denver | 48 | 184 | 19 | 39.6 | 17 | 36 | 75.0 |

NFL / OPPONENTS/DEFENSE INSIDE THE 20

| Rank | Team | Poss | Pts | TD | TD% | FG | Score | Score% |
|------|----------------------|------|-----|----|------|----|-------|--------|
| 1) | Los Angeles Chargers | 36 | 133 | 13 | 36.1 | 14 | 27 | 75.0 |
| 2) | Jacksonville | 28 | 113 | 11 | 39.3 | 12 | 23 | 82.1 |
| 3) | Minnesota | 40 | 158 | 16 | 40.0 | 15 | 31 | 77.5 |
| 4) | New England | 48 | 189 | 21 | 43.8 | 14 | 35 | 72.9 |
| 5) | Atlanta | 48 | 199 | 22 | 45.8 | 15 | 37 | 77.1 |
| 6) | Cincinnati | 56 | 260 | 26 | 46.4 | 26 | 52 | 92.9 |
| 7) | Seattle | 42 | 182 | 20 | 47.6 | 15 | 35 | 83.3 |
| 8) | Carolina | 44 | 205 | 21 | 47.7 | 19 | 40 | 90.9 |
| 9) | Oakland | 48 | 217 | 23 | 47.9 | 19 | 42 | 87.5 |
| 10) | Tennessee | 56 | 248 | 27 | 48.2 | 21 | 48 | 85.7 |
| 11) | Baltimore | 45 | 198 | 22 | 48.9 | 16 | 38 | 84.4 |
| 12) | Chicago | 49 | 222 | 24 | 49.0 | 18 | 42 | 85.7 |
| 13) | Washington | 57 | 274 | 29 | 50.9 | 24 | 53 | 93.0 |
| 14) | New Orleans | 48 | 212 | 25 | 52.1 | 14 | 39 | 81.3 |
| 15) | Buffalo | 57 | 270 | 30 | 52.6 | 21 | 51 | 89.5 |
| 16) | Indianapolis | 51 | 230 | 27 | 52.9 | 14 | 41 | 80.4 |
| 17t) | New York Giants | 53 | 258 | 29 | 54.7 | 19 | 48 | 90.6 |
| 17t) | Tampa Bay | 53 | 256 | 29 | 54.7 | 18 | 47 | 88.7 |
| 19) | Kansas City | 51 | 242 | 28 | 54.9 | 16 | 44 | 86.3 |
| 20) | Philadelphia | 38 | 176 | 21 | 55.3 | 10 | 31 | 81.6 |
| 21) | New York Jets | 52 | 246 | 29 | 55.8 | 16 | 45 | 86.5 |
| 22) | Dallas | 49 | 223 | 28 | 57.1 | 10 | 38 | 77.6 |
| 23) | Denver | 41 | 199 | 24 | 58.5 | 11 | 35 | 85.4 |
| 24t) | Arizona | 46 | 230 | 27 | 58.7 | 16 | 43 | 93.5 |
| 24t) | Los Angeles Rams | 46 | 224 | 27 | 58.7 | 13 | 40 | 87.0 |
| 26) | San Francisco | 57 | 279 | 34 | 59.6 | 16 | 50 | 87.7 |
| 27) | Houston | 54 | 283 | 33 | 61.1 | 18 | 51 | 94.4 |
| 28) | Pittsburgh | 39 | 195 | 24 | 61.5 | 10 | 34 | 87.2 |
| 29) | Detroit | 55 | 279 | 34 | 61.8 | 14 | 48 | 87.3 |
| 30) | Miami | 51 | 268 | 32 | 62.7 | 15 | 47 | 92.2 |
| 31) | Green Bay | 46 | 259 | 30 | 65.2 | 16 | 46 | 100.0 |
| 32) | Cleveland | 46 | 250 | 31 | 67.4 | 11 | 42 | 91.3 |

AFC / OFFENSE/TEAMS: FIRST DOWNS, THIRD DOWNS, FOURTH DOWNS

| Rank | Team | FIRST DOWNS | | | | THIRD DOWNS | | | FOURTH DOWNS | | |
|------|----------------------|-------------|------|------|-----|-------------|------|------|--------------|-----|------|
| | | Total | Rush | Pass | Pen | Made | Att | Pct | Made | Att | Pct |
| 1) | New England | 389 | 107 | 232 | 50 | 82 | 202 | 40.6 | 8 | 13 | 61.5 |
| 2) | Pittsburgh | 348 | 96 | 217 | 35 | 92 | 209 | 44.0 | 3 | 8 | 37.5 |
| 3) | Los Angeles Chargers | 337 | 84 | 220 | 33 | 84 | 209 | 40.2 | 5 | 11 | 45.5 |
| 4) | Jacksonville | 332 | 101 | 193 | 38 | 85 | 227 | 37.4 | 10 | 13 | 76.9 |
| 5) | Kansas City | 322 | 95 | 198 | 29 | 78 | 199 | 39.2 | 3 | 10 | 30.0 |
| 6) | Houston | 313 | 86 | 180 | 47 | 76 | 209 | 36.4 | 5 | 10 | 50.0 |
| 7) | Baltimore | 311 | 111 | 168 | 32 | 76 | 223 | 34.1 | 10 | 16 | 62.5 |
| 8) | Denver | 297 | 92 | 180 | 25 | 94 | 241 | 39.0 | 7 | 20 | 35.0 |
| 9t) | Cleveland | 290 | 97 | 157 | 36 | 73 | 216 | 33.8 | 12 | 23 | 52.2 |
| 9t) | Tennessee | 290 | 97 | 157 | 36 | 71 | 202 | 35.1 | 5 | 10 | 50.0 |
| 11) | Oakland | 287 | 78 | 178 | 31 | 82 | 204 | 40.2 | 8 | 24 | 33.3 |
| 12) | Miami | 284 | 66 | 187 | 31 | 64 | 202 | 31.7 | 7 | 24 | 29.2 |
| 13) | Buffalo | 278 | 105 | 149 | 24 | 101 | 241 | 41.9 | 2 | 15 | 13.3 |
| 14) | New York Jets | 269 | 77 | 157 | 35 | 81 | 228 | 35.5 | 7 | 13 | 53.8 |
| 15t) | Cincinnati | 267 | 72 | 165 | 30 | 67 | 199 | 33.7 | 5 | 12 | 41.7 |
| 15t) | Indianapolis | 267 | 94 | 148 | 25 | 87 | 228 | 38.2 | 8 | 17 | 47.1 |
| | Totals | 4881 | 1458 | 2886 | 537 | 1293 | 3439 | 37.6 | 105 | 239 | 43.9 |

AFC / DEFENSE/OPPONENTS: FIRST DOWNS, THIRD DOWNS, FOURTH DOWNS

| Rank | Team | FIRST DOWNS | | | | THIRD DOWNS | | | FOURTH DOWNS | | |
|------|----------------------|-------------|------|------|-----|-------------|------|------|--------------|-----|------|
| | | Total | Rush | Pass | Pen | Made | Att | Pct | Made | Att | Pct |
| 1) | Jacksonville | 257 | 91 | 143 | 23 | 74 | 220 | 33.6 | 6 | 13 | 46.2 |
| 2) | Denver | 266 | 68 | 166 | 32 | 66 | 209 | 31.6 | 7 | 21 | 33.3 |
| 3) | Pittsburgh | 270 | 89 | 157 | 24 | 72 | 199 | 36.2 | 6 | 19 | 31.6 |
| 4) | Los Angeles Chargers | 282 | 99 | 153 | 30 | 86 | 221 | 38.9 | 6 | 20 | 30.0 |
| 5) | Baltimore | 296 | 87 | 179 | 30 | 82 | 222 | 36.9 | 6 | 16 | 37.5 |
| 6) | Houston | 301 | 88 | 176 | 37 | 71 | 201 | 35.3 | 5 | 8 | 62.5 |
| 7) | Oakland | 304 | 93 | 187 | 24 | 88 | 215 | 40.9 | 7 | 10 | 70.0 |
| 8) | Cleveland | 315 | 95 | 189 | 31 | 91 | 224 | 40.6 | 5 | 10 | 50.0 |
| 9) | Miami | 319 | 88 | 190 | 41 | 75 | 203 | 36.9 | 2 | 8 | 25.0 |
| 10) | Tennessee | 323 | 68 | 231 | 24 | 78 | 214 | 36.4 | 10 | 16 | 62.5 |
| 11) | Indianapolis | 324 | 99 | 192 | 33 | 97 | 217 | 44.7 | 7 | 14 | 50.0 |
| 12t) | Cincinnati | 325 | 111 | 173 | 41 | 98 | 241 | 40.7 | 9 | 19 | 47.4 |
| 12t) | New England | 325 | 98 | 204 | 23 | 82 | 208 | 39.4 | 10 | 23 | 43.5 |
| 14) | New York Jets | 329 | 88 | 191 | 50 | 82 | 221 | 37.1 | 5 | 11 | 45.5 |
| 15) | Buffalo | 348 | 121 | 199 | 28 | 82 | 214 | 38.3 | 11 | 20 | 55.0 |
| 16) | Kansas City | 352 | 112 | 204 | 36 | 83 | 207 | 40.1 | 9 | 17 | 52.9 |
| | Totals | 4936 | 1495 | 2934 | 507 | 1307 | 3436 | 38.0 | 111 | 245 | 45.3 |

WEEK 17 / THROUGH SUNDAY, DECEMBER 31, 2017

NFC / OFFENSE/TEAMS: FIRST DOWNS, THIRD DOWNS, FOURTH DOWNS

| Rank | Team | FIRST DOWNS | | | | THIRD DOWNS | | | FOURTH DOWNS | | |
|------|------------------|-------------|------|------|-----|-------------|------|------|--------------|-----|------|
| | | Total | Rush | Pass | Pen | Made | Att | Pct | Made | Att | Pct |
| 1) | Tampa Bay | 352 | 76 | 243 | 33 | 85 | 196 | 43.4 | 4 | 8 | 50.0 |
| 2) | Philadelphia | 338 | 108 | 193 | 37 | 96 | 230 | 41.7 | 17 | 26 | 65.4 |
| 3) | Minnesota | 334 | 100 | 196 | 38 | 94 | 216 | 43.5 | 1 | 7 | 14.3 |
| 4) | New Orleans | 332 | 111 | 201 | 20 | 73 | 194 | 37.6 | 12 | 15 | 80.0 |
| 5) | Atlanta | 330 | 101 | 200 | 29 | 88 | 197 | 44.7 | 4 | 13 | 30.8 |
| 6) | San Francisco | 321 | 88 | 206 | 27 | 91 | 234 | 38.9 | 8 | 18 | 44.4 |
| 7) | Carolina | 320 | 121 | 167 | 32 | 93 | 222 | 41.9 | 5 | 11 | 45.5 |
| 8) | Dallas | 314 | 127 | 162 | 25 | 87 | 203 | 42.9 | 10 | 19 | 52.6 |
| 9) | Los Angeles Rams | 311 | 97 | 185 | 29 | 88 | 214 | 41.1 | 5 | 12 | 41.7 |
| 10) | Arizona | 310 | 66 | 200 | 44 | 82 | 233 | 35.2 | 7 | 16 | 43.8 |
| 11) | Green Bay | 307 | 99 | 176 | 32 | 83 | 211 | 39.3 | 15 | 28 | 53.6 |
| 12) | Seattle | 299 | 85 | 183 | 31 | 79 | 212 | 37.3 | 5 | 9 | 55.6 |
| 13) | Detroit | 296 | 58 | 210 | 28 | 81 | 209 | 38.8 | 1 | 9 | 11.1 |
| 14) | Washington | 278 | 66 | 191 | 21 | 66 | 204 | 32.4 | 9 | 16 | 56.3 |
| 15) | New York Giants | 271 | 66 | 178 | 27 | 74 | 227 | 32.6 | 8 | 21 | 38.1 |
| 16) | Chicago | 267 | 93 | 144 | 30 | 71 | 205 | 34.6 | 7 | 18 | 38.9 |
| | Totals | 4980 | 1462 | 3035 | 483 | 1331 | 3407 | 39.1 | 118 | 246 | 48.0 |

NFC / DEFENSE/OPPONENTS: FIRST DOWNS, THIRD DOWNS, FOURTH DOWNS

| Rank | Team | FIRST DOWNS | | | | THIRD DOWNS | | | FOURTH DOWNS | | |
|------|------------------|-------------|------|------|-----|-------------|------|------|--------------|-----|------|
| | | Total | Rush | Pass | Pen | Made | Att | Pct | Made | Att | Pct |
| 1) | Minnesota | 260 | 59 | 168 | 33 | 51 | 202 | 25.2 | 9 | 23 | 39.1 |
| 2) | Philadelphia | 272 | 62 | 177 | 33 | 66 | 205 | 32.2 | 4 | 18 | 22.2 |
| 3) | Carolina | 282 | 69 | 187 | 26 | 78 | 206 | 37.9 | 7 | 20 | 35.0 |
| 4) | Arizona | 283 | 68 | 187 | 28 | 80 | 224 | 35.7 | 7 | 16 | 43.8 |
| 5) | Chicago | 298 | 85 | 180 | 33 | 86 | 219 | 39.3 | 6 | 11 | 54.5 |
| 6) | Los Angeles Rams | 300 | 86 | 181 | 33 | 86 | 227 | 37.9 | 9 | 15 | 60.0 |
| 7) | Washington | 307 | 105 | 171 | 31 | 83 | 226 | 36.7 | 9 | 15 | 60.0 |
| 8) | New Orleans | 308 | 92 | 172 | 44 | 87 | 212 | 41.0 | 4 | 12 | 33.3 |
| 9) | Dallas | 312 | 96 | 181 | 35 | 90 | 210 | 42.9 | 4 | 13 | 30.8 |
| 10) | New York Giants | 313 | 101 | 189 | 23 | 88 | 222 | 39.6 | 5 | 17 | 29.4 |
| 11) | Seattle | 316 | 90 | 181 | 45 | 85 | 222 | 38.3 | 7 | 15 | 46.7 |
| 12) | Atlanta | 323 | 97 | 197 | 29 | 75 | 196 | 38.3 | 13 | 19 | 68.4 |
| 13) | Tampa Bay | 327 | 102 | 202 | 23 | 104 | 216 | 48.1 | 2 | 9 | 22.2 |
| 14) | Green Bay | 331 | 95 | 211 | 25 | 89 | 208 | 42.8 | 8 | 10 | 80.0 |
| 15) | San Francisco | 343 | 108 | 198 | 37 | 95 | 221 | 43.0 | 10 | 12 | 83.3 |
| 16) | Detroit | 350 | 110 | 205 | 35 | 74 | 194 | 38.1 | 8 | 15 | 53.3 |
| | Totals | 4925 | 1425 | 2987 | 513 | 1317 | 3410 | 38.6 | 112 | 240 | 46.7 |

NFL / OFFENSE/TEAMS: FIRST DOWNS, THIRD DOWNS, FOURTH DOWNS

| Rank | Team | FIRST DOWNS | | | | THIRD DOWNS | | | FOURTH DOWNS | | |
|------|----------------------|-------------|------|------|------|-------------|------|------|--------------|-----|------|
| | | Total | Rush | Pass | Pen | Made | Att | Pct | Made | Att | Pct |
| 1) | New England | 389 | 107 | 232 | 50 | 82 | 202 | 40.6 | 8 | 13 | 61.5 |
| 2) | Tampa Bay | 352 | 76 | 243 | 33 | 85 | 196 | 43.4 | 4 | 8 | 50.0 |
| 3) | Pittsburgh | 348 | 96 | 217 | 35 | 92 | 209 | 44.0 | 3 | 8 | 37.5 |
| 4) | Philadelphia | 338 | 108 | 193 | 37 | 96 | 230 | 41.7 | 17 | 26 | 65.4 |
| 5) | Los Angeles Chargers | 337 | 84 | 220 | 33 | 84 | 209 | 40.2 | 5 | 11 | 45.5 |
| 6) | Minnesota | 334 | 100 | 196 | 38 | 94 | 216 | 43.5 | 1 | 7 | 14.3 |
| 7t) | Jacksonville | 332 | 101 | 193 | 38 | 85 | 227 | 37.4 | 10 | 13 | 76.9 |
| 7t) | New Orleans | 332 | 111 | 201 | 20 | 73 | 194 | 37.6 | 12 | 15 | 80.0 |
| 9) | Atlanta | 330 | 101 | 200 | 29 | 88 | 197 | 44.7 | 4 | 13 | 30.8 |
| 10) | Kansas City | 322 | 95 | 198 | 29 | 78 | 199 | 39.2 | 3 | 10 | 30.0 |
| 11) | San Francisco | 321 | 88 | 206 | 27 | 91 | 234 | 38.9 | 8 | 18 | 44.4 |
| 12) | Carolina | 320 | 121 | 167 | 32 | 93 | 222 | 41.9 | 5 | 11 | 45.5 |
| 13) | Dallas | 314 | 127 | 162 | 25 | 87 | 203 | 42.9 | 10 | 19 | 52.6 |
| 14) | Houston | 313 | 86 | 180 | 47 | 76 | 209 | 36.4 | 5 | 10 | 50.0 |
| 15t) | Baltimore | 311 | 111 | 168 | 32 | 76 | 223 | 34.1 | 10 | 16 | 62.5 |
| 15t) | Los Angeles Rams | 311 | 97 | 185 | 29 | 88 | 214 | 41.1 | 5 | 12 | 41.7 |
| 17) | Arizona | 310 | 66 | 200 | 44 | 82 | 233 | 35.2 | 7 | 16 | 43.8 |
| 18) | Green Bay | 307 | 99 | 176 | 32 | 83 | 211 | 39.3 | 15 | 28 | 53.6 |
| 19) | Seattle | 299 | 85 | 183 | 31 | 79 | 212 | 37.3 | 5 | 9 | 55.6 |
| 20) | Denver | 297 | 92 | 180 | 25 | 94 | 241 | 39.0 | 7 | 20 | 35.0 |
| 21) | Detroit | 296 | 58 | 210 | 28 | 81 | 209 | 38.8 | 1 | 9 | 11.1 |
| 22t) | Cleveland | 290 | 97 | 157 | 36 | 73 | 216 | 33.8 | 12 | 23 | 52.2 |
| 22t) | Tennessee | 290 | 97 | 157 | 36 | 71 | 202 | 35.1 | 5 | 10 | 50.0 |
| 24) | Oakland | 287 | 78 | 178 | 31 | 82 | 204 | 40.2 | 8 | 24 | 33.3 |
| 25) | Miami | 284 | 66 | 187 | 31 | 64 | 202 | 31.7 | 7 | 24 | 29.2 |
| 26t) | Buffalo | 278 | 105 | 149 | 24 | 101 | 241 | 41.9 | 2 | 15 | 13.3 |
| 26t) | Washington | 278 | 66 | 191 | 21 | 66 | 204 | 32.4 | 9 | 16 | 56.3 |
| 28) | New York Giants | 271 | 66 | 178 | 27 | 74 | 227 | 32.6 | 8 | 21 | 38.1 |
| 29) | New York Jets | 269 | 77 | 157 | 35 | 81 | 228 | 35.5 | 7 | 13 | 53.8 |
| 30t) | Cincinnati | 267 | 72 | 165 | 30 | 67 | 199 | 33.7 | 5 | 12 | 41.7 |
| 30t) | Indianapolis | 267 | 94 | 148 | 25 | 87 | 228 | 38.2 | 8 | 17 | 47.1 |
| 30t) | Chicago | 267 | 93 | 144 | 30 | 71 | 205 | 34.6 | 7 | 18 | 38.9 |
| | Totals | 9861 | 2920 | 5921 | 1020 | 2624 | 6846 | 38.3 | 223 | 485 | 46.0 |

NFL / DEFENSE/OPPONENTS: FIRST DOWNS, THIRD DOWNS, FOURTH DOWNS

| Rank | Team | FIRST DOWNS | | | | THIRD DOWNS | | | FOURTH DOWNS | | |
|------|----------------------|-------------|------|------|------|-------------|------|------|--------------|-----|------|
| | | Total | Rush | Pass | Pen | Made | Att | Pct | Made | Att | Pct |
| 1) | Jacksonville | 257 | 91 | 143 | 23 | 74 | 220 | 33.6 | 6 | 13 | 46.2 |
| 2) | Minnesota | 260 | 59 | 168 | 33 | 51 | 202 | 25.2 | 9 | 23 | 39.1 |
| 3) | Denver | 266 | 68 | 166 | 32 | 66 | 209 | 31.6 | 7 | 21 | 33.3 |
| 4) | Pittsburgh | 270 | 89 | 157 | 24 | 72 | 199 | 36.2 | 6 | 19 | 31.6 |
| 5) | Philadelphia | 272 | 62 | 177 | 33 | 66 | 205 | 32.2 | 4 | 18 | 22.2 |
| 6t) | Los Angeles Chargers | 282 | 99 | 153 | 30 | 86 | 221 | 38.9 | 6 | 20 | 30.0 |
| 6t) | Carolina | 282 | 69 | 187 | 26 | 78 | 206 | 37.9 | 7 | 20 | 35.0 |
| 8) | Arizona | 283 | 68 | 187 | 28 | 80 | 224 | 35.7 | 7 | 16 | 43.8 |
| 9) | Baltimore | 296 | 87 | 179 | 30 | 82 | 222 | 36.9 | 6 | 16 | 37.5 |
| 10) | Chicago | 298 | 85 | 180 | 33 | 86 | 219 | 39.3 | 6 | 11 | 54.5 |
| 11) | Los Angeles Rams | 300 | 86 | 181 | 33 | 86 | 227 | 37.9 | 9 | 15 | 60.0 |
| 12) | Houston | 301 | 88 | 176 | 37 | 71 | 201 | 35.3 | 5 | 8 | 62.5 |
| 13) | Oakland | 304 | 93 | 187 | 24 | 88 | 215 | 40.9 | 7 | 10 | 70.0 |
| 14) | Washington | 307 | 105 | 171 | 31 | 83 | 226 | 36.7 | 9 | 15 | 60.0 |
| 15) | New Orleans | 308 | 92 | 172 | 44 | 87 | 212 | 41.0 | 4 | 12 | 33.3 |
| 16) | Dallas | 312 | 96 | 181 | 35 | 90 | 210 | 42.9 | 4 | 13 | 30.8 |
| 17) | New York Giants | 313 | 101 | 189 | 23 | 88 | 222 | 39.6 | 5 | 17 | 29.4 |
| 18) | Cleveland | 315 | 95 | 189 | 31 | 91 | 224 | 40.6 | 5 | 10 | 50.0 |
| 19) | Seattle | 316 | 90 | 181 | 45 | 85 | 222 | 38.3 | 7 | 15 | 46.7 |
| 20) | Miami | 319 | 88 | 190 | 41 | 75 | 203 | 36.9 | 2 | 8 | 25.0 |
| 21t) | Tennessee | 323 | 68 | 231 | 24 | 78 | 214 | 36.4 | 10 | 16 | 62.5 |
| 21t) | Atlanta | 323 | 97 | 197 | 29 | 75 | 196 | 38.3 | 13 | 19 | 68.4 |
| 23) | Indianapolis | 324 | 99 | 192 | 33 | 97 | 217 | 44.7 | 7 | 14 | 50.0 |
| 24t) | Cincinnati | 325 | 111 | 173 | 41 | 98 | 241 | 40.7 | 9 | 19 | 47.4 |
| 24t) | New England | 325 | 98 | 204 | 23 | 82 | 208 | 39.4 | 10 | 23 | 43.5 |
| 26) | Tampa Bay | 327 | 102 | 202 | 23 | 104 | 216 | 48.1 | 2 | 9 | 22.2 |
| 27) | New York Jets | 329 | 88 | 191 | 50 | 82 | 221 | 37.1 | 5 | 11 | 45.5 |
| 28) | Green Bay | 331 | 95 | 211 | 25 | 89 | 208 | 42.8 | 8 | 10 | 80.0 |
| 29) | San Francisco | 343 | 108 | 198 | 37 | 95 | 221 | 43.0 | 10 | 12 | 83.3 |
| 30) | Buffalo | 348 | 121 | 199 | 28 | 82 | 214 | 38.3 | 11 | 20 | 55.0 |
| 31) | Detroit | 350 | 110 | 205 | 35 | 74 | 194 | 38.1 | 8 | 15 | 53.3 |
| 32) | Kansas City | 352 | 112 | 204 | 36 | 83 | 207 | 40.1 | 9 | 17 | 52.9 |
| | Totals | 9861 | 2920 | 5921 | 1020 | 2624 | 6846 | 38.3 | 223 | 485 | 46.0 |

WEEK 17 / THROUGH SUNDAY, DECEMBER 31, 2017

AFC / FIRST-DOWN PLAYS BY TEAMS

| Rank | Team | Yds/Play | Plays | Yards |
|------|----------------------|----------|-------|-------|
| 1) | New England | 6.40 | 496 | 3176 |
| 2) | Kansas City | 6.26 | 450 | 2816 |
| 3) | Jacksonville | 5.51 | 475 | 2618 |
| 4) | Los Angeles Chargers | 5.49 | 464 | 2549 |
| 5) | Cincinnati | 5.43 | 415 | 2252 |
| 6) | Oakland | 5.41 | 414 | 2238 |
| 7) | Tennessee | 5.33 | 439 | 2342 |
| 8) | Pittsburgh | 5.23 | 478 | 2498 |
| 9) | Miami | 5.08 | 442 | 2244 |
| 10) | New York Jets | 4.95 | 420 | 2078 |
| 11) | Buffalo | 4.75 | 420 | 1994 |
| 12) | Cleveland | 4.64 | 437 | 2026 |
| 13) | Baltimore | 4.62 | 460 | 2125 |
| 14) | Houston | 4.59 | 454 | 2085 |
| 15) | Indianapolis | 4.42 | 415 | 1834 |
| 16) | Denver | 4.38 | 454 | 1990 |
| | TOTAL | 5.17 | 7133 | 36865 |

AFC / FIRST-DOWN PLAYS BY OPPONENTS

| Rank | Team | Yds/Play | Plays | Yards |
|------|----------------------|----------|-------|-------|
| 1) | Cincinnati | 4.50 | 462 | 2077 |
| 2) | Baltimore | 4.57 | 454 | 2075 |
| 3) | Cleveland | 4.88 | 452 | 2207 |
| 4) | Pittsburgh | 4.97 | 407 | 2022 |
| 5) | Denver | 5.13 | 411 | 2107 |
| 6) | Tennessee | 5.18 | 471 | 2438 |
| 7) | Jacksonville | 5.18 | 429 | 2222 |
| 8) | Oakland | 5.28 | 433 | 2287 |
| 9) | New York Jets | 5.33 | 467 | 2491 |
| 10) | Los Angeles Chargers | 5.37 | 427 | 2291 |
| 11) | Miami | 5.42 | 446 | 2416 |
| 12) | Indianapolis | 5.49 | 451 | 2478 |
| 13) | Houston | 5.53 | 438 | 2423 |
| 14) | Buffalo | 5.68 | 486 | 2762 |
| 15) | Kansas City | 5.78 | 478 | 2763 |
| 16) | New England | 6.29 | 459 | 2885 |
| | TOTAL | 5.29 | 7171 | 37944 |

NFC / FIRST-DOWN PLAYS BY TEAMS

| Rank | Team | Yds/Play | Plays | Yards |
|------|------------------|----------|-------|-------|
| 1) | New Orleans | 6.36 | 456 | 2900 |
| 2) | Atlanta | 6.35 | 452 | 2868 |
| 3) | San Francisco | 6.01 | 470 | 2827 |
| 4) | Tampa Bay | 5.69 | 483 | 2750 |
| 5) | Los Angeles Rams | 5.54 | 445 | 2466 |
| 6) | Philadelphia | 5.35 | 475 | 2540 |
| 7) | Dallas | 5.27 | 441 | 2323 |
| 8) | Arizona | 5.24 | 470 | 2462 |
| 9) | Green Bay | 5.17 | 430 | 2221 |
| 10) | Carolina | 5.06 | 453 | 2291 |
| 11) | Seattle | 4.93 | 452 | 2230 |
| 12) | Minnesota | 4.91 | 464 | 2277 |
| 13) | Chicago | 4.88 | 408 | 1989 |
| 14) | Detroit | 4.79 | 433 | 2073 |
| 15) | Washington | 4.55 | 424 | 1930 |
| 16) | New York Giants | 4.52 | 437 | 1975 |
| | TOTAL | 5.30 | 7193 | 38122 |

NFC / FIRST-DOWN PLAYS BY OPPONENTS

| Rank | Team | Yds/Play | Plays | Yards |
|------|------------------|----------|-------|-------|
| 1) | Philadelphia | 4.26 | 423 | 1800 |
| 2) | Dallas | 4.40 | 433 | 1907 |
| 3) | Seattle | 4.68 | 462 | 2162 |
| 4) | Minnesota | 4.92 | 411 | 2022 |
| 5) | Chicago | 5.03 | 439 | 2206 |
| 6) | New Orleans | 5.10 | 440 | 2242 |
| 7) | Arizona | 5.16 | 439 | 2264 |
| 8) | New York Giants | 5.24 | 454 | 2381 |
| 9) | Atlanta | 5.25 | 447 | 2347 |
| 10) | Carolina | 5.33 | 417 | 2224 |
| 11) | Los Angeles Rams | 5.35 | 450 | 2409 |
| 12) | San Francisco | 5.39 | 483 | 2603 |
| 13) | Green Bay | 5.46 | 452 | 2467 |
| 14) | Detroit | 5.48 | 495 | 2711 |
| 15) | Washington | 5.64 | 459 | 2587 |
| 16) | Tampa Bay | 6.01 | 451 | 2711 |
| | TOTAL | 5.18 | 7155 | 37043 |

WEEK 17 / THROUGH SUNDAY, DECEMBER 31, 2017

NFL / FIRST-DOWN PLAYS BY TEAMS

| Rank | Team | Yds/Play | Plays | Yards |
|------|----------------------|----------|-------|-------|
| 1) | New England | 6.40 | 496 | 3176 |
| 2) | New Orleans | 6.36 | 456 | 2900 |
| 3) | Atlanta | 6.35 | 452 | 2868 |
| 4) | Kansas City | 6.26 | 450 | 2816 |
| 5) | San Francisco | 6.01 | 470 | 2827 |
| 6) | Tampa Bay | 5.69 | 483 | 2750 |
| 7) | Los Angeles Rams | 5.54 | 445 | 2466 |
| 8) | Jacksonville | 5.51 | 475 | 2618 |
| 9) | Los Angeles Chargers | 5.49 | 464 | 2549 |
| 10) | Cincinnati | 5.43 | 415 | 2252 |
| 11) | Oakland | 5.41 | 414 | 2238 |
| 12) | Philadelphia | 5.35 | 475 | 2540 |
| 13) | Tennessee | 5.33 | 439 | 2342 |
| 14) | Dallas | 5.27 | 441 | 2323 |
| 15) | Arizona | 5.24 | 470 | 2462 |
| 16) | Pittsburgh | 5.23 | 478 | 2498 |
| 17) | Green Bay | 5.17 | 430 | 2221 |
| 18) | Miami | 5.08 | 442 | 2244 |
| 19) | Carolina | 5.06 | 453 | 2291 |
| 20) | New York Jets | 4.95 | 420 | 2078 |
| 21) | Seattle | 4.93 | 452 | 2230 |
| 22) | Minnesota | 4.91 | 464 | 2277 |
| 23) | Chicago | 4.88 | 408 | 1989 |
| 24) | Detroit | 4.79 | 433 | 2073 |
| 25) | Buffalo | 4.75 | 420 | 1994 |
| 26) | Cleveland | 4.64 | 437 | 2026 |
| 27) | Baltimore | 4.62 | 460 | 2125 |
| 28) | Houston | 4.59 | 454 | 2085 |
| 29) | Washington | 4.55 | 424 | 1930 |
| 30) | New York Giants | 4.52 | 437 | 1975 |
| 31) | Indianapolis | 4.42 | 415 | 1834 |
| 32) | Denver | 4.38 | 454 | 1990 |
| | TOTAL | 5.23 | 14326 | 74987 |

NFL / FIRST-DOWN PLAYS BY OPPONENTS

| Rank | Team | Yds/Play | Plays | Yards |
|------|----------------------|----------|-------|-------|
| 1) | Philadelphia | 4.26 | 423 | 1800 |
| 2) | Dallas | 4.40 | 433 | 1907 |
| 3) | Cincinnati | 4.50 | 462 | 2077 |
| 4) | Baltimore | 4.57 | 454 | 2075 |
| 5) | Seattle | 4.68 | 462 | 2162 |
| 6) | Cleveland | 4.88 | 452 | 2207 |
| 7) | Minnesota | 4.92 | 411 | 2022 |
| 8) | Pittsburgh | 4.97 | 407 | 2022 |
| 9) | Chicago | 5.03 | 439 | 2206 |
| 10) | New Orleans | 5.10 | 440 | 2242 |
| 11) | Denver | 5.13 | 411 | 2107 |
| 12) | Arizona | 5.16 | 439 | 2264 |
| 13) | Tennessee | 5.18 | 471 | 2438 |
| 14) | Jacksonville | 5.18 | 429 | 2222 |
| 15) | New York Giants | 5.24 | 454 | 2381 |
| 16) | Atlanta | 5.25 | 447 | 2347 |
| 17) | Oakland | 5.28 | 433 | 2287 |
| 18) | Carolina | 5.33 | 417 | 2224 |
| 19) | New York Jets | 5.33 | 467 | 2491 |
| 20) | Los Angeles Rams | 5.35 | 450 | 2409 |
| 21) | Los Angeles Chargers | 5.37 | 427 | 2291 |
| 22) | San Francisco | 5.39 | 483 | 2603 |
| 23) | Miami | 5.42 | 446 | 2416 |
| 24) | Green Bay | 5.46 | 452 | 2467 |
| 25) | Detroit | 5.48 | 495 | 2711 |
| 26) | Indianapolis | 5.49 | 451 | 2478 |
| 27) | Houston | 5.53 | 438 | 2423 |
| 28) | Washington | 5.64 | 459 | 2587 |
| 29) | Buffalo | 5.68 | 486 | 2762 |
| 30) | Kansas City | 5.78 | 478 | 2763 |
| 31) | Tampa Bay | 6.01 | 451 | 2711 |
| 32) | New England | 6.29 | 459 | 2885 |
| | TOTAL | 5.23 | 14326 | 74987 |

WEEK 17 / THROUGH SUNDAY, DECEMBER 31, 2017

AFC / KICKOFFS (Receiving Team)

| Rank | Team | TotKO | AdjKO | TB | TB% | EZ | EZ% | OB | I20 | Avg.Start |
|------|------------------|-------|-------|-----|------|-----|------|----|-----|-----------|
| 1) | Baltimore | 74 | 73 | 39 | 53.4 | 50 | 67.6 | 1 | 5 | 27.8 |
| 2) | New England | 71 | 68 | 40 | 58.8 | 50 | 70.4 | 0 | 7 | 26.2 |
| 3) | Oakland | 86 | 80 | 46 | 57.5 | 60 | 69.8 | 0 | 11 | 25.8 |
| 4) | Indianapolis | 92 | 90 | 62 | 68.9 | 76 | 82.6 | 0 | 7 | 25.2 |
| 5) | Cleveland | 86 | 85 | 49 | 57.6 | 64 | 74.4 | 1 | 10 | 25.2 |
| 6) | Tennessee | 87 | 84 | 56 | 66.7 | 74 | 85.1 | 0 | 8 | 25.0 |
| 7) | Jacksonville | 66 | 63 | 41 | 65.1 | 50 | 75.8 | 0 | 8 | 24.9 |
| 8) | Pittsburgh | 71 | 70 | 37 | 52.9 | 42 | 59.2 | 0 | 12 | 24.9 |
| 9) | Buffalo | 86 | 84 | 51 | 60.7 | 65 | 75.6 | 0 | 7 | 24.5 |
| 10) | Kansas City | 74 | 70 | 24 | 34.3 | 50 | 67.6 | 0 | 14 | 24.5 |
| 11) | Houston | 97 | 93 | 68 | 73.1 | 81 | 83.5 | 0 | 9 | 24.2 |
| 12) | Miami | 87 | 84 | 45 | 53.6 | 65 | 74.7 | 0 | 12 | 24.1 |
| 13) | Denver | 83 | 81 | 47 | 58.0 | 66 | 79.5 | 0 | 13 | 24.0 |
| 14) | New York Jets | 81 | 78 | 44 | 56.4 | 60 | 74.1 | 0 | 12 | 23.6 |
| 15) | Cincinnati | 80 | 80 | 46 | 57.5 | 57 | 71.3 | 0 | 13 | 23.4 |
| 16) | Los Angeles Char | 66 | 63 | 38 | 60.3 | 46 | 69.7 | 0 | 8 | 22.9 |
| | Totals | 1287 | 1246 | 733 | 58.8 | 956 | 76.7 | 2 | 156 | 24.7 |

AFC / KICKOFFS (Kicking Team)

| Rank | Team | TotKO | AdjKO | TB | TB% | EZ | EZ% | OB | I20 | Avg.Start |
|------|------------------|-------|-------|-----|------|-----|------|----|-----|-----------|
| 1) | Miami | 67 | 62 | 28 | 45.2 | 44 | 65.7 | 0 | 13 | 23.0 |
| 2) | New England | 99 | 98 | 40 | 40.8 | 60 | 60.6 | 0 | 20 | 23.3 |
| 3) | Pittsburgh | 90 | 88 | 46 | 52.3 | 65 | 72.2 | 1 | 16 | 24.1 |
| 4) | Oakland | 64 | 63 | 48 | 76.2 | 55 | 85.9 | 0 | 7 | 24.1 |
| 5) | Baltimore | 90 | 87 | 55 | 63.2 | 60 | 66.7 | 0 | 12 | 24.2 |
| 6) | Kansas City | 97 | 95 | 71 | 74.7 | 83 | 85.6 | 0 | 8 | 24.2 |
| 7) | New York Jets | 72 | 68 | 45 | 66.2 | 59 | 81.9 | 1 | 7 | 24.3 |
| 8) | Tennessee | 80 | 79 | 47 | 59.5 | 66 | 82.5 | 0 | 10 | 24.4 |
| 9) | Houston | 76 | 74 | 49 | 66.2 | 60 | 78.9 | 0 | 9 | 24.5 |
| 10) | Indianapolis | 70 | 69 | 46 | 66.7 | 53 | 75.7 | 0 | 8 | 24.6 |
| 11) | Buffalo | 74 | 68 | 37 | 54.4 | 53 | 71.6 | 0 | 8 | 25.2 |
| 12) | Cincinnati | 67 | 66 | 31 | 47.0 | 40 | 59.7 | 1 | 7 | 25.3 |
| 13) | Jacksonville | 92 | 89 | 48 | 53.9 | 60 | 65.2 | 2 | 8 | 26.1 |
| 14) | Los Angeles Char | 77 | 76 | 31 | 40.8 | 52 | 67.5 | 0 | 8 | 26.4 |
| 15) | Denver | 73 | 67 | 45 | 67.2 | 55 | 75.3 | 0 | 4 | 26.4 |
| 16) | Cleveland | 57 | 52 | 33 | 63.5 | 37 | 64.9 | 0 | 4 | 26.5 |
| | Totals | 1245 | 1201 | 700 | 58.3 | 902 | 75.1 | 5 | 149 | 24.7 |

Note: Average team drive start DOES NOT include onside kicks or kickoffs at the end of a half unless either kickoff is returned for a touchdown. All other kickoffs (returned kickoffs, fair catches, touchback and kickoffs out of bounds) are included. Kickoffs resulting in the kicking team retaining possession are not included.

ADJ KO: Adjusted kickoffs are used to compute the Avg. Team Drive Start.

I20: The number of drives that start inside (not including) the 20 yd line.

WEEK 17 / THROUGH SUNDAY, DECEMBER 31, 2017

NFC / KICKOFFS (Receiving Team)

| Rank | Team | TotKO | AdjKO | TB | TB% | EZ | EZ% | OB | I20 | Avg.Start |
|------|------------------|-------|-------|-----|------|-----|------|----|-----|-----------|
| 1) | Los Angeles Rams | 77 | 74 | 34 | 45.9 | 55 | 71.4 | 1 | 8 | 27.1 |
| 2) | Seattle | 81 | 80 | 35 | 43.8 | 52 | 64.2 | 2 | 10 | 26.8 |
| 3) | New Orleans | 77 | 71 | 36 | 50.7 | 54 | 70.1 | 2 | 10 | 25.6 |
| 4) | Dallas | 73 | 73 | 47 | 64.4 | 58 | 79.5 | 0 | 8 | 25.4 |
| 5) | Carolina | 77 | 74 | 42 | 56.8 | 54 | 70.1 | 0 | 7 | 25.3 |
| 6) | Green Bay | 85 | 85 | 49 | 57.6 | 58 | 68.2 | 1 | 10 | 25.2 |
| 7) | Detroit | 79 | 76 | 43 | 56.6 | 53 | 67.1 | 3 | 8 | 25.0 |
| 8) | Chicago | 80 | 78 | 33 | 42.3 | 50 | 62.5 | 1 | 9 | 24.9 |
| 9) | Philadelphia | 69 | 67 | 49 | 73.1 | 54 | 78.3 | 0 | 5 | 24.7 |
| 10) | Atlanta | 77 | 76 | 38 | 50.0 | 59 | 76.6 | 0 | 13 | 24.4 |
| 11) | Tampa Bay | 83 | 82 | 62 | 75.6 | 71 | 85.5 | 0 | 9 | 24.3 |
| 12) | Minnesota | 67 | 65 | 40 | 61.5 | 57 | 85.1 | 1 | 10 | 24.3 |
| 13) | Washington | 86 | 82 | 50 | 61.0 | 59 | 68.6 | 0 | 11 | 24.2 |
| 14) | Arizona | 80 | 76 | 49 | 64.5 | 61 | 76.3 | 0 | 10 | 23.9 |
| 15) | San Francisco | 86 | 83 | 50 | 60.2 | 62 | 72.1 | 3 | 13 | 23.7 |
| 16) | New York Giants | 86 | 83 | 54 | 65.1 | 65 | 75.6 | 0 | 10 | 23.7 |
| | Totals | 1263 | 1225 | 711 | 58.0 | 922 | 75.3 | 14 | 151 | 24.9 |

NFC / KICKOFFS (Kicking Team)

| Rank | Team | TotKO | AdjKO | TB | TB% | EZ | EZ% | OB | I20 | Avg.Start |
|------|------------------|-------|-------|-----|------|-----|------|----|-----|-----------|
| 1) | Detroit | 91 | 90 | 47 | 52.2 | 67 | 73.6 | 0 | 19 | 23.1 |
| 2) | Dallas | 80 | 79 | 45 | 57.0 | 60 | 75.0 | 0 | 16 | 23.6 |
| 3) | Washington | 79 | 77 | 53 | 68.8 | 64 | 81.0 | 1 | 11 | 23.7 |
| 4) | New Orleans | 95 | 92 | 59 | 64.1 | 83 | 87.4 | 1 | 15 | 24.5 |
| 5) | New York Giants | 62 | 60 | 26 | 43.3 | 36 | 58.1 | 2 | 11 | 24.6 |
| 6) | Carolina | 83 | 82 | 70 | 85.4 | 75 | 90.4 | 1 | 3 | 24.8 |
| 7) | San Francisco | 83 | 79 | 64 | 81.0 | 73 | 88.0 | 1 | 3 | 24.9 |
| 8) | Los Angeles Rams | 103 | 103 | 78 | 75.7 | 90 | 87.4 | 2 | 8 | 25.2 |
| 9) | Arizona | 77 | 73 | 34 | 46.6 | 52 | 67.5 | 1 | 11 | 25.3 |
| 10) | Green Bay | 68 | 66 | 36 | 54.5 | 45 | 66.2 | 0 | 4 | 25.3 |
| 11) | Seattle | 80 | 76 | 39 | 51.3 | 51 | 63.8 | 1 | 11 | 25.4 |
| 12) | Philadelphia | 94 | 93 | 45 | 48.4 | 61 | 64.9 | 1 | 11 | 25.4 |
| 13) | Minnesota | 89 | 87 | 44 | 50.6 | 62 | 69.7 | 0 | 10 | 25.5 |
| 14) | Atlanta | 84 | 82 | 49 | 59.8 | 67 | 79.8 | 0 | 7 | 25.6 |
| 15) | Chicago | 60 | 59 | 28 | 47.5 | 40 | 66.7 | 0 | 8 | 25.8 |
| 16) | Tampa Bay | 77 | 72 | 27 | 37.5 | 50 | 64.9 | 0 | 10 | 25.8 |
| | Totals | 1305 | 1270 | 744 | 58.6 | 976 | 76.9 | 11 | 158 | 24.9 |

Note: Average team drive start DOES NOT include onside kicks or kickoffs at the end of a half unless either kickoff is returned for a touchdown. All other kickoffs (returned kickoffs, fair catches, touchback and kickoffs out of bounds) are included. Kickoffs resulting in the kicking team retaining possession are not included.

ADJ KO: Adjusted kickoffs are used to compute the Avg. Team Drive Start.

I20: The number of drives that start inside (not including) the 20 yd line.

WEEK 17 / THROUGH SUNDAY, DECEMBER 31, 2017

NFL / KICKOFFS (Receiving Team)

| Rank | Team | TotKO | AdjKO | TB | TB% | EZ | EZ% | OB | I20 | Avg.Start |
|------|------------------|-------|-------|------|------|------|------|----|-----|-----------|
| 1) | Baltimore | 74 | 73 | 39 | 53.4 | 50 | 67.6 | 1 | 5 | 27.8 |
| 2) | Los Angeles Rams | 77 | 74 | 34 | 45.9 | 55 | 71.4 | 1 | 8 | 27.1 |
| 3) | Seattle | 81 | 80 | 35 | 43.8 | 52 | 64.2 | 2 | 10 | 26.8 |
| 4) | New England | 71 | 68 | 40 | 58.8 | 50 | 70.4 | 0 | 7 | 26.2 |
| 5) | Oakland | 86 | 80 | 46 | 57.5 | 60 | 69.8 | 0 | 11 | 25.8 |
| 6) | New Orleans | 77 | 71 | 36 | 50.7 | 54 | 70.1 | 2 | 10 | 25.6 |
| 7) | Dallas | 73 | 73 | 47 | 64.4 | 58 | 79.5 | 0 | 8 | 25.4 |
| 8) | Carolina | 77 | 74 | 42 | 56.8 | 54 | 70.1 | 0 | 7 | 25.3 |
| 9) | Indianapolis | 92 | 90 | 62 | 68.9 | 76 | 82.6 | 0 | 7 | 25.2 |
| 10) | Cleveland | 86 | 85 | 49 | 57.6 | 64 | 74.4 | 1 | 10 | 25.2 |
| 11) | Green Bay | 85 | 85 | 49 | 57.6 | 58 | 68.2 | 1 | 10 | 25.2 |
| 12) | Detroit | 79 | 76 | 43 | 56.6 | 53 | 67.1 | 3 | 8 | 25.0 |
| 13) | Tennessee | 87 | 84 | 56 | 66.7 | 74 | 85.1 | 0 | 8 | 25.0 |
| 14) | Chicago | 80 | 78 | 33 | 42.3 | 50 | 62.5 | 1 | 9 | 24.9 |
| 15) | Jacksonville | 66 | 63 | 41 | 65.1 | 50 | 75.8 | 0 | 8 | 24.9 |
| 16) | Pittsburgh | 71 | 70 | 37 | 52.9 | 42 | 59.2 | 0 | 12 | 24.9 |
| 17) | Philadelphia | 69 | 67 | 49 | 73.1 | 54 | 78.3 | 0 | 5 | 24.7 |
| 18) | Buffalo | 86 | 84 | 51 | 60.7 | 65 | 75.6 | 0 | 7 | 24.5 |
| 19) | Kansas City | 74 | 70 | 24 | 34.3 | 50 | 67.6 | 0 | 14 | 24.5 |
| 20) | Atlanta | 77 | 76 | 38 | 50.0 | 59 | 76.6 | 0 | 13 | 24.4 |
| 21) | Tampa Bay | 83 | 82 | 62 | 75.6 | 71 | 85.5 | 0 | 9 | 24.3 |
| 22) | Minnesota | 67 | 65 | 40 | 61.5 | 57 | 85.1 | 1 | 10 | 24.3 |
| 23) | Washington | 86 | 82 | 50 | 61.0 | 59 | 68.6 | 0 | 11 | 24.2 |
| 24) | Houston | 97 | 93 | 68 | 73.1 | 81 | 83.5 | 0 | 9 | 24.2 |
| 25) | Miami | 87 | 84 | 45 | 53.6 | 65 | 74.7 | 0 | 12 | 24.1 |
| 26) | Denver | 83 | 81 | 47 | 58.0 | 66 | 79.5 | 0 | 13 | 24.0 |
| 27) | Arizona | 80 | 76 | 49 | 64.5 | 61 | 76.3 | 0 | 10 | 23.9 |
| 28) | San Francisco | 86 | 83 | 50 | 60.2 | 62 | 72.1 | 3 | 13 | 23.7 |
| 29) | New York Giants | 86 | 83 | 54 | 65.1 | 65 | 75.6 | 0 | 10 | 23.7 |
| 30) | New York Jets | 81 | 78 | 44 | 56.4 | 60 | 74.1 | 0 | 12 | 23.6 |
| 31) | Cincinnati | 80 | 80 | 46 | 57.5 | 57 | 71.3 | 0 | 13 | 23.4 |
| 32) | Los Angeles Char | 66 | 63 | 38 | 60.3 | 46 | 69.7 | 0 | 8 | 22.9 |
| | Totals | 2550 | 2471 | 1444 | 58.4 | 1878 | 76.0 | 16 | 307 | 24.8 |

Note: Average opponent drive start DOES NOT include onside kicks or kickoffs at the end of a half unless either kickoff is returned for a touchdown. All other kickoffs (returned kickoffs, fair catches, touchback and kickoffs out of bounds) are included. Kickoffs resulting in the kicking team retaining possession are not included.

ADJ KO: Adjusted kickoffs are used to compute the Avg. Team Drive Start.

I20: The number of drives that start inside (not including) the 20 yd line.

WEEK 17 / THROUGH SUNDAY, DECEMBER 31, 2017

NFL / KICKOFFS (Kicking Team)

| Rank | Team | TotKO | AdjKO | TB | TB% | EZ | EZ% | OB | I20 | Avg.Start |
|------|------------------|-------|-------|------|------|------|------|----|-----|-----------|
| 1) | Miami | 67 | 62 | 28 | 45.2 | 44 | 65.7 | 0 | 13 | 23.0 |
| 2) | Detroit | 91 | 90 | 47 | 52.2 | 67 | 73.6 | 0 | 19 | 23.1 |
| 3) | New England | 99 | 98 | 40 | 40.8 | 60 | 60.6 | 0 | 20 | 23.3 |
| 4) | Dallas | 80 | 79 | 45 | 57.0 | 60 | 75.0 | 0 | 16 | 23.6 |
| 5) | Washington | 79 | 77 | 53 | 68.8 | 64 | 81.0 | 1 | 11 | 23.7 |
| 6) | Pittsburgh | 90 | 88 | 46 | 52.3 | 65 | 72.2 | 1 | 16 | 24.1 |
| 7) | Oakland | 64 | 63 | 48 | 76.2 | 55 | 85.9 | 0 | 7 | 24.1 |
| 8) | Baltimore | 90 | 87 | 55 | 63.2 | 60 | 66.7 | 0 | 12 | 24.2 |
| 9) | Kansas City | 97 | 95 | 71 | 74.7 | 83 | 85.6 | 0 | 8 | 24.2 |
| 10) | New York Jets | 72 | 68 | 45 | 66.2 | 59 | 81.9 | 1 | 7 | 24.3 |
| 11) | Tennessee | 80 | 79 | 47 | 59.5 | 66 | 82.5 | 0 | 10 | 24.4 |
| 12) | New Orleans | 95 | 92 | 59 | 64.1 | 83 | 87.4 | 1 | 15 | 24.5 |
| 13) | Houston | 76 | 74 | 49 | 66.2 | 60 | 78.9 | 0 | 9 | 24.5 |
| 14) | New York Giants | 62 | 60 | 26 | 43.3 | 36 | 58.1 | 2 | 11 | 24.6 |
| 15) | Indianapolis | 70 | 69 | 46 | 66.7 | 53 | 75.7 | 0 | 8 | 24.6 |
| 16) | Carolina | 83 | 82 | 70 | 85.4 | 75 | 90.4 | 1 | 3 | 24.8 |
| 17) | San Francisco | 83 | 79 | 64 | 81.0 | 73 | 88.0 | 1 | 3 | 24.9 |
| 18) | Buffalo | 74 | 68 | 37 | 54.4 | 53 | 71.6 | 0 | 8 | 25.2 |
| 19) | Los Angeles Rams | 103 | 103 | 78 | 75.7 | 90 | 87.4 | 2 | 8 | 25.2 |
| 20) | Arizona | 77 | 73 | 34 | 46.6 | 52 | 67.5 | 1 | 11 | 25.3 |
| 21) | Cincinnati | 67 | 66 | 31 | 47.0 | 40 | 59.7 | 1 | 7 | 25.3 |
| 21t) | Green Bay | 68 | 66 | 36 | 54.5 | 45 | 66.2 | 0 | 4 | 25.3 |
| 23) | Seattle | 80 | 76 | 39 | 51.3 | 51 | 63.8 | 1 | 11 | 25.4 |
| 24) | Philadelphia | 94 | 93 | 45 | 48.4 | 61 | 64.9 | 1 | 11 | 25.4 |
| 25) | Minnesota | 89 | 87 | 44 | 50.6 | 62 | 69.7 | 0 | 10 | 25.5 |
| 26) | Atlanta | 84 | 82 | 49 | 59.8 | 67 | 79.8 | 0 | 7 | 25.6 |
| 27) | Chicago | 60 | 59 | 28 | 47.5 | 40 | 66.7 | 0 | 8 | 25.8 |
| 28) | Tampa Bay | 77 | 72 | 27 | 37.5 | 50 | 64.9 | 0 | 10 | 25.8 |
| 29) | Jacksonville | 92 | 89 | 48 | 53.9 | 60 | 65.2 | 2 | 8 | 26.1 |
| 30) | Los Angeles Char | 77 | 76 | 31 | 40.8 | 52 | 67.5 | 0 | 8 | 26.4 |
| 31) | Denver | 73 | 67 | 45 | 67.2 | 55 | 75.3 | 0 | 4 | 26.4 |
| 32) | Cleveland | 57 | 52 | 33 | 63.5 | 37 | 64.9 | 0 | 4 | 26.5 |
| | Totals | 2550 | 2471 | 1444 | 58.4 | 1878 | 76.0 | 16 | 307 | 24.8 |

Note: Average team drive start DOES NOT include onside kicks or kickoffs at the end of a half unless either kickoff is returned for a touchdown. All other kickoffs (returned kickoffs, fair catches, touchback and kickoffs out of bounds) are included. Kickoffs resulting in the kicking team retaining possession are not included.

ADJ KO: Adjusted kickoffs are used to compute the Avg. Team Drive Start.

I20: The number of drives that start inside (not including) the 20 yd line.

WEEK 17 / THROUGH SUNDAY, DECEMBER 31, 2017

AFC / SINGLE-GAME HIGHS / PLAYERS

Most Points-- 18, (11 times in Non-Overtime Games)
Passing Yards-- 506, Roethlisberger, Pitt. vs. Balt., 12/10, (44-66, 506, 2 td, 0 int)
Longest Pass-- 97, Roethlisberger, Pitt. at Det., 10/29, (to Smith-Schuster, JuJu, td)
Passing Touchdowns-- 5, Brady, N.E. vs. Hou., 9/24, (25-35, 378, 5 td, 0 int)
Passing Touchdowns-- 5, Watson, Hou. vs. K.C., 10/8, (16-31, 261, 5 td, 0 int)
Rushing Yards-- 181, Fournette, Jax at Pitt., 10/8, (28-181, 2 td)
Rushing Attempts-- 36, Gore, Ind. at Buff., 12/10 (OT), (36-130, 0 td)
Rushing Attempts-- 35, Bell, Pitt. at Balt., 10/1, (35-144, 2 td)
Rushing Attempts-- 35, Bell, Pitt. vs. Cin., 10/22, (35-134, 0 td)
Longest Rush-- 90, Fournette, Jax at Pitt., 10/8, td
Receptions-- 13, Landry, Miami at LA-C, 9/17, (13-78, 0 td)
Receiving Yards-- 224, Hopkins, Hou. at Sea., 10/29, (8-224, 1 td)
Kickoff Return Yards-- 191, Rainey, Balt. vs. Chi., 10/15 (OT), (5-191, 1 td)
Kickoff Return Yards-- 157, Bray, Ind. at Tenn., 10/16, (5-157, 0 td)
Kickoff Returns-- 7, Tate, Buff. at LA-C, 11/19, (7-144, 0 td)
Longest Kickoff Return-- 103, D. Lewis, N.E. at Denv., 11/12, td
Punt Return Yards-- 132, Campanaro, Balt. vs. Chi., 10/15 (OT), (5-132, 1 fc, 1 td)
Punt Return Yards-- 88, Benjamin, LA-C vs. Denv., 10/22, (3-88, 5 fc, 1 td)
Punt Returns-- 7, Mickens, Jax vs. LA-C, 11/12 (OT), (7-30, 1 fc, 0 td)
Punt Returns-- 7, Natson, NY-J vs. LA-C, 12/24, (7-30, 0 fc, 0 td)
Longest Punt Return-- 82, Hill, K.C. at Hou., 10/8, td
Interceptions-- 3, Byard, Tenn. at Clev., 10/22 (OT), (3-60, 0 td)
Interceptions-- 2, (15 times in Non-Overtime Games)
Longest Interception Return-- 103, Talib, Denv. vs. Dal., 9/17, td
Sacks-- 4.0, Campbell, Jax at Hou., 9/10
Scrimmage Yards-- 246, K. Hunt, K.C. at N.E., 9/7, (Rush 17-148, Rec 5-98)
Longest Punt-- 77, Colquitt, K.C. at Denv., 12/31
Punts-- 11, Lechler, Hou. at Jax , 12/17, (11-518, 47.1)
Field Goals Made-- 5, (5 times in Non-Overtime Games)
Longest Field Goal-- 62, Gostkowski, N.E. at Oak., 11/19

NFC / SINGLE-GAME HIGHS / PLAYERS

Most Points-- 24, Gurley, LA-R at Sea., 12/17, (4 td, 0 fg, 0 xp, 0 2pt)
Passing Yards-- 452, Wilson, Sea. vs. Hou., 10/29, (26-41, 452, 4 td, 1 int)
Longest Pass-- 94, Goff, LA-R vs. Hou., 11/12, (to Woods, Robert, td)
Passing Touchdowns-- 4, (14 times in Non-Overtime Games)
Rushing Yards-- 167, Howard, Chi. at Balt., 10/15 (OT), (36-167, 0 td)
Rushing Yards-- 159, A. Peterson, Ariz. at S.F., 11/5, (37-159, 0 td)
Rushing Attempts-- 37, A. Peterson, Ariz. at S.F., 11/5, (37-159, 0 td)
Longest Rush-- 75, Darkwa, NY-G vs. Wash., 12/31, td
Receptions-- 13, Fitzgerald, Ariz. vs. Dal., 9/25, (13-149, 1 td)
Receiving Yards-- 253, Ju. Jones, Atl. vs. T.B., 11/26, (12-253, 2 td)
Kickoff Return Yards-- 197, Lockett, Sea. vs. Atl., 11/20, (5-197, 0 td)
Kickoff Returns-- 7, Davis, G.B. vs. Det., 11/6, (7-140, 0 td)
Longest Kickoff Return-- 106, Kamara, N.O. at T.B., 12/31, td
Punt Return Yards-- 128, Cooper, LA-R at Sea., 12/17, (7-128, 1 fc, 0 td)
Punt Returns-- 7, Cooper, LA-R at Sea., 12/17, (7-128, 1 fc, 0 td)
Punt Returns-- 7, Sherels, Minn. vs. Chi., 12/31, (7-51, 0 fc, 0 td)
Longest Punt Return-- 88, Agnew, Det. at NY-G, 9/18, td
Interceptions-- 2, (10 times in Non-Overtime Games)
Longest Interception Return-- 96, Breeland, Wash. at LA-C, 12/10, td
Sacks-- 6.0, Clayborn, Atl. vs. Dal., 11/12
Scrimmage Yards-- 276, Gurley, LA-R at Tenn., 12/24, (Rush 22-118, Rec 10-158)
Longest Punt-- 74, Ryan, Sea. at S.F., 11/26
Punts-- 9, O'Donnell, Chi. at Balt., 10/15 (OT), (9-420, 46.7)
Punts-- 9, (5 times in Non-Overtime Games)
Field Goals Made-- 7, Zuerlein, LA-R at Dal., 10/1, (7-7, 49 lg)
Longest Field Goal-- 61, Elliott, Phil. vs. NY-G, 9/24

WEEK 17 / THROUGH SUNDAY, DECEMBER 31, 2017

NFL / SINGLE-GAME HIGHS / PLAYERS

Most Points-- 24, Gurley, LA-R at Sea., 12/17, (4 td, 0 fg, 0 xp, 0 2pt)
Passing Yards-- 506, Roethlisberger, Pitt. vs. Balt., 12/10, (44-66, 506, 2 td, 0 int)
Longest Pass-- 97, Roethlisberger, Pitt. at Det., 10/29, (to Smith-Schuster, JuJu, td)
Passing Touchdowns-- 5, Brady, N.E. vs. Hou., 9/24, (25-35, 378, 5 td, 0 int)
Passing Touchdowns-- 5, Watson, Hou. vs. K.C., 10/8, (16-31, 261, 5 td, 0 int)
Rushing Yards-- 181, Fournette, Jax at Pitt., 10/8, (28-181, 2 td)
Rushing Attempts-- 37, A. Peterson, Ariz. at S.F., 11/5, (37-159, 0 td)
Longest Rush-- 90, Fournette, Jax at Pitt., 10/8, td
Receptions-- 13, Landry, Miami at LA-C, 9/17, (13-78, 0 td)
Receptions-- 13, Fitzgerald, Ariz. vs. Dal., 9/25, (13-149, 1 td)
Receiving Yards-- 253, Ju. Jones, Atl. vs. T.B., 11/26, (12-253, 2 td)
Kickoff Return Yards-- 197, Lockett, Sea. vs. Atl., 11/20, (5-197, 0 td)
Kickoff Returns-- 7, Davis, G.B. vs. Det., 11/6, (7-140, 0 td)
Kickoff Returns-- 7, Tate, Buff. at LA-C, 11/19, (7-144, 0 td)
Longest Kickoff Return-- 106, Kamara, N.O. at T.B., 12/31, td
Punt Return Yards-- 132, Campanaro, Balt. vs. Chi., 10/15 (OT), (5-132, 1 fc, 1 td)
Punt Return Yards-- 128, Cooper, LA-R at Sea., 12/17, (7-128, 1 fc, 0 td)
Punt Returns-- 7, Mickens, Jax vs. LA-C, 11/12 (OT), (7-30, 1 fc, 0 td)
Punt Returns-- 7, (3 times in Non-Overtime Games)
Longest Punt Return-- 88, Agnew, Det. at NY-G, 9/18, td
Interceptions-- 3, Byard, Tenn. at Clev., 10/22 (OT), (3-60, 0 td)
Interceptions-- 2, (25 times in Non-Overtime Games)
Longest Interception Return-- 103, Talib, Denv. vs. Dal., 9/17, td
Sacks-- 6.0, Clayborn, Atl. vs. Dal., 11/12
Scrimmage Yards-- 276, Gurley, LA-R at Tenn., 12/24, (Rush 22-118, Rec 10-158)
Longest Punt-- 77, Colquitt, K.C. at Denv., 12/31
Punts-- 11, Lechler, Hou. at Jax , 12/17, (11-518, 47.1)
Field Goals Made-- 7, Zuerlein, LA-R at Dal., 10/1, (7-7, 49 lg)
Longest Field Goal-- 62, Gostkowski, N.E. at Oak., 11/19

WEEK 17 / THROUGH SUNDAY, DECEMBER 31, 2017

300-Yard Passing Games

506, Roethlisberger, PIT vs. BAL 12/10 (44-66, 2 TD)
452, Wilson, SEA vs. HOU 10/29 (26-41, 4 TD)
447, Brady, NE at NO 09/17 (30-39, 3 TD)
434, Manning, NYG vs. PHI 12/17 (37-57, 3 TD)
434, Rivers, LAC at DAL 11/23 (27-33, 3 TD)
423, Stafford, DET vs. PIT 10/29 (27-45, 0 TD)
417, Carr, OAK vs. KC 10/19 (29-52, 3 TD)
402, Watson, HOU at SEA 10/29 (19-30, 4 TD)
387, Rivers, LAC vs. OAK 12/31 (28-37, 3 TD)
385, Brees, NO vs. WAS 11/19 (ot) (29-41, 2 TD)
384, Winston, TB at BUF 10/22 (32-44, 3 TD)
382, Bortles, JAX at SF 12/24 (32-50, 2 TD)
381, Stafford, DET at TB 12/10 (36-44, 1 TD)
381, Garoppolo, SF vs. TEN 12/17 (31-43, 1 TD)
378, Brady, NE vs. HOU 09/24 (25-35, 5 TD)
376, Siemian, DEN vs. NYG 10/15 (29-50, 1 TD)
373, Wilson, SEA at TEN 09/24 (29-49, 4 TD)
369, Keenum, MIN vs. TB 09/24 (25-33, 3 TD)
368, A. Smith, KC at NE 09/07 (28-35, 4 TD)
367, Winston, TB at CAR 12/24 (21-27, 1 TD)
366, Manning, NYG at PHI 09/24 (35-47, 3 TD)
366, A. Smith, KC at NYJ 12/03 (19-33, 4 TD)
365, Savage, HOU at TEN 12/03 (31-49, 1 TD)
365, Cousins, WAS vs. OAK 09/24 (25-30, 3 TD)
363, Winston, TB vs. NO 12/31 (28-51, 1 TD)
361, Stafford, DET at GB 11/06 (26-33, 2 TD)
357, Palmer, ARI vs. SF 10/01 (ot) (33-51, 1 TD)
356, Brees, NO vs. NE 09/17 (27-45, 2 TD)
355, Newton, CAR at DET 10/08 (26-33, 3 TD)
355, Goff, LAR vs. HOU 11/12 (25-37, 3 TD)
354, Goff, LAR vs. NO 11/26 (28-43, 2 TD)
354, McCown, NYJ vs. NE 10/15 (31-47, 2 TD)
353, Hoyer, SF at IND 10/08 (ot) (29-46, 2 TD)
351, Roethlisberger, PIT vs. GB 11/26 (33-45, 4 TD)
348, Wentz, PHI at SEA 12/03 (29-45, 1 TD)
347, Rivers, LAC vs. PHI 10/01 (22-38, 2 TD)
346, Bradford, MIN vs. NO 09/11 (27-32, 3 TD)
344, Rivers, LAC vs. CLE 12/03 (31-43, 1 TD)
343, A. Rodgers, GB at ATL 09/17 (33-50, 2 TD)
342, A. Smith, KC at OAK 10/19 (25-36, 3 TD)
340, Brady, NE at OAK 11/19 (30-37, 3 TD)
334, Garoppolo, SF at HOU 12/10 (20-33, 1 TD)
334, Wilson, SEA at NYG 10/22 (27-39, 3 TD)
334, Winston, TB vs. NE 10/05 (26-46, 1 TD)
333, Wentz, PHI at KC 09/17 (25-46, 2 TD)
333, Brady, NE vs. LAC 10/29 (32-47, 1 TD)
332, Palmer, ARI at IND 09/17 (ot) (19-36, 1 TD)
332, Prescott, DAL at NYG 12/10 (20-30, 3 TD)
332, Winston, TB vs. NYG 10/01 (22-38, 3 TD)
332, Hoyer, SF vs. LAR 09/21 (23-37, 2 TD)
331, Brees, NO at GB 10/22 (27-38, 1 TD)
331, McCown, NYJ vs. KC 12/03 (26-36, 1 TD)
331, Rivers, LAC vs. MIA 09/17 (31-39, 1 TD)
330, Cousins, WAS vs. SF 10/15 (25-37, 2 TD)
330, Bortles, JAX at IND 10/22 (18-26, 1 TD)
328, Dalton, CIN vs. BUF 10/08 (22-36, 1 TD)
328, Winston, TB at MIN 09/24 (28-40, 2 TD)
327, Cousins, WAS vs. MIN 11/12 (26-45, 1 TD)
326, Bortles, JAX vs. HOU 12/17 (21-29, 3 TD)
325, Palmer, ARI vs. DAL 09/25 (29-48, 2 TD)
324, A. Smith, KC at HOU 10/08 (29-37, 3 TD)
323, Stafford, DET vs. GB 12/31 (20-29, 3 TD)
322, Cousins, WAS at NO 11/19 (ot) (22-32, 3 TD)
321, Ryan, ATL at CHI 09/10 (21-30, 1 TD)
319, Rivers, LAC vs. WAS 12/10 (18-31, 2 TD)
317, Ryan, ATL vs. TB 11/26 (26-35, 1 TD)
317, Ryan, ATL vs. CAR 12/31 (28-45, 1 TD)
317, Roethlisberger, PIT at DET 10/29 (17-31, 1 TD)
316, Newton, CAR at NE 10/01 (22-29, 3 TD)
314, Trubisky, CHI at DET 12/16 (31-46, 1 TD)
314, Kizer, CLE at PIT 12/31 (16-30, 2 TD)
314, Brissett, IND vs. SF 10/08 (ot) (22-34, 0 TD)
313, Ryan, ATL at CAR 11/05 (24-38, 2 TD)
313, A. Rodgers, GB vs. CIN 09/24 (ot) (28-42, 3 TD)
313, Carr, OAK at BUF 10/29 (31-49, 1 TD)
312, Roethlisberger, PIT vs. JAX 10/08 (33-55, 0 TD)
312, Stafford, DET at NO 10/15 (25-52, 3 TD)
311, Cutler, MIA vs. OAK 11/05 (34-42, 3 TD)
311, Goff, LAR at NYG 11/05 (14-22, 4 TD)

311, A. Rodgers, GB vs. SEA 09/10 (28-42, 1 TD)
309, Bortles, JAX vs. IND 12/03 (26-35, 2 TD)
308, Brissett, IND at HOU 11/05 (20-30, 2 TD)
307, Brady, NE vs. CAR 10/01 (32-45, 2 TD)
307, Wentz, PHI at WAS 09/10 (26-39, 2 TD)
307, McCown, NYJ vs. CAR 11/26 (19-36, 3 TD)
306, Mariota, TEN vs. IND 10/16 (23-32, 1 TD)
306, Mariota, TEN at PIT 11/16 (22-33, 1 TD)
306, Goff, LAR vs. IND 09/10 (21-29, 1 TD)
304, A. Smith, KC vs. MIA 12/24 (25-39, 1 TD)
304, Keenum, MIN at WAS 11/12 (21-29, 4 TD)
304, Wentz, PHI vs. ARI 10/08 (21-30, 4 TD)
303, Brady, NE at TB 10/05 (30-40, 1 TD)
303, Cousins, WAS at PHI 10/23 (30-40, 3 TD)
301, Watson, HOU at NE 09/24 (22-33, 2 TD)
301, Glennon, CHI at TB 09/17 (31-45, 1 TD)
301, Goff, LAR at TEN 12/24 (22-38, 4 TD)
300, Carr, OAK at MIA 11/05 (21-30, 1 TD)

WEEK 17 / THROUGH SUNDAY, DECEMBER 31, 2017

100-Yard Receiving Games

253, Ju. Jones, ATL vs. TB 11/26 (12 rec., 2 TD)
224, Hopkins, HOU at SEA 10/29 (8 rec., 1 TD)
213, Brown, PIT vs. BAL 12/10 (11 rec., 0 TD)
210, Cooper, OAK vs. KC 10/19 (11 rec., 2 TD)
193, Smith-Schuster, PIT at DET 10/29 (7 rec., 1 TD)
189, Green, CIN vs. BUF 10/08 (7 rec., 1 TD)
186, Cole, JAX vs. HOU 12/17 (7 rec., 1 TD)
185, Hill, KC at NYJ 12/03 (6 rec., 2 TD)
182, Brown, PIT at CLE 09/10 (11 rec., 0 TD)
180, Stills, MIA vs. TB 11/19 (7 rec., 1 TD)
177, Hilton, IND vs. SF 10/08 (ot) (7 rec., 0 TD)
175, Dickson, CAR at DET 10/08 (5 rec., 0 TD)
175, Hilton, IND at HOU 11/05 (5 rec., 2 TD)
173, Diggs, MIN vs. TB 09/24 (8 rec., 2 TD)
172, Allen, LAC at DAL 11/23 (11 rec., 1 TD)
171, Woods, LAR vs. HOU 11/12 (8 rec., 2 TD)
169, Brown, PIT vs. GB 11/26 (10 rec., 2 TD)
168, Gronkowski, NE at PIT 12/17 (9 rec., 0 TD)
166, Thielen, MIN at WAS 11/12 (8 rec., 1 TD)
159, Allen, LAC vs. BUF 11/19 (12 rec., 2 TD)
158, Gurley, LAR at TEN 12/24 (10 rec., 2 TD)
157, Brown, PIT vs. JAX 10/08 (10 rec., 0 TD)
157, Kearse, NYJ vs. KC 12/03 (9 rec., 0 TD)
157, Thielen, MIN vs. NO 09/11 (9 rec., 0 TD)
155, Brown, PIT at KC 10/15 (8 rec., 1 TD)
153, Hilton, IND vs. CLE 09/24 (7 rec., 1 TD)
150, Thompson, WAS vs. OAK 09/24 (6 rec., 1 TD)
149, Fitzgerald, ARI vs. DAL 09/25 (13 rec., 1 TD)
149, Hopkins, HOU vs. SF 12/10 (11 rec., 2 TD)
149, Cooks, NE at OAK 11/19 (6 rec., 1 TD)
149, Ju. Jones, ATL at NO 12/24 (7 rec., 0 TD)
147, A. Wilson, KC at DEN 12/31 (10 rec., 0 TD)
147, Gronkowski, NE at BUF 12/03 (9 rec., 0 TD)
146, Anderson, NYJ vs. CAR 11/26 (6 rec., 2 TD)
144, Brown, PIT vs. TEN 11/16 (10 rec., 3 TD)
143, Smith-Schuster, PIT vs. CLE 12/31 (9 rec., 1 TD)
142, Shepard, NYG at SF 11/12 (11 rec., 0 TD)
142, Garcon, SF vs. LAR 09/21 (7 rec., 0 TD)
141, Ginn, NO at GB 10/22 (7 rec., 0 TD)
141, Crowder, WAS vs. NYG 11/23 (7 rec., 1 TD)
141, Agholor, PHI at SEA 12/03 (7 rec., 1 TD)
141, Te. Williams, DAL vs. KC 11/05 (9 rec., 0 TD)
139, Shepard, NYG vs. PHI 12/17 (11 rec., 1 TD)
138, Fitzgerald, ARI vs. TB 10/15 (10 rec., 1 TD)
138, Allen, LAC vs. PHI 10/01 (5 rec., 0 TD)
137, Sanders, DEN vs. NE 11/12 (6 rec., 0 TD)
133, Hill, KC at NE 09/07 (7 rec., 1 TD)
133, Shepard, NYG at PHI 09/24 (7 rec., 1 TD)
133, Wallace, BAL at OAK 10/08 (3 rec., 0 TD)
133, De. Thomas, DEN vs. NYG 10/15 (10 rec., 0 TD)
133, Kelce, KC vs. DEN 10/30 (7 rec., 1 TD)
133, Allen, LAC vs. OAK 12/31 (9 rec., 1 TD)
132, Ty. Williams, LAC vs. WAS 12/10 (4 rec., 1 TD)
131, Cooks, NE vs. HOU 09/24 (5 rec., 2 TD)
128, M. Jones, DET vs. PIT 10/29 (6 rec., 0 TD)
128, Hooper, ATL at CHI 09/10 (2 rec., 1 TD)
126, D. Adams, GB vs. BAL 11/19 (8 rec., 0 TD)
126, J. Cook, OAK at MIA 11/05 (8 rec., 0 TD)
125, Hopkins, HOU at BAL 11/27 (7 rec., 0 TD)
125, W. Fuller, HOU at SEA 10/29 (5 rec., 2 TD)
125, Hill, KC at OAK 10/19 (6 rec., 1 TD)
123, Thielen, MIN vs. LAR 11/19 (6 rec., 1 TD)
123, Crowder, WAS vs. DAL 10/29 (9 rec., 0 TD)
122, Allison, GB vs. CIN 09/24 (ot) (6 rec., 0 TD)
121, Doyle, IND at CIN 10/29 (12 rec., 1 TD)
121, Lockett, SEA vs. HOU 10/29 (6 rec., 0 TD)
120, Nelson, ARI at IND 09/17 (ot) (5 rec., 1 TD)
119, Fitzgerald, ARI vs. NYG 12/24 (9 rec., 1 TD)
118, Kupp, LAR vs. PHI 12/10 (5 rec., 1 TD)
118, Ju. Jones, ATL at CAR 11/05 (6 rec., 0 TD)
117, Thomas, NO at BUF 11/12 (9 rec., 0 TD)
117, Thomas, NO at ATL 12/07 (10 rec., 1 TD)
116, Goodwin, SF at IND 10/08 (ot) (5 rec., 0 TD)
116, Kupp, LAR vs. NO 11/26 (8 rec., 0 TD)
116, Olsen, CAR vs. GB 12/17 (9 rec., 1 TD)
116, Gronkowski, NE at NO 09/17 (6 rec., 1 TD)
116, Wallace, BAL vs. DET 12/03 (5 rec., 0 TD)
115, Ty. Williams, LAC vs. PHI 10/01 (5 rec., 1 TD)
115, Green, CIN at TEN 11/12 (5 rec., 1 TD)

115, Gordon, CLE at PIT 12/31 (4 rec., 0 TD)
115, Cooper, OAK at LAC 12/31 (3 rec., 1 TD)
114, Smith-Schuster, PIT vs. NE 12/17 (6 rec., 0 TD)
114, Goodwin, SF vs. TEN 12/17 (10 rec., 0 TD)
114, McKinnon, MIN vs. CIN 12/17 (7 rec., 0 TD)
113, Matthews, TEN at PIT 11/16 (5 rec., 1 TD)
113, Fitzgerald, ARI vs. SEA 11/09 (10 rec., 0 TD)
113, Tate, DET at GB 11/06 (7 rec., 0 TD)
113, R. Smith, DAL at NYG 12/10 (5 rec., 1 TD)
112, C. Clay, BUF at ATL 10/01 (5 rec., 0 TD)
111, Godwin, TB vs. NO 12/31 (7 rec., 1 TD)
111, Allen, LAC vs. WAS 12/10 (6 rec., 0 TD)
111, Kelce, KC vs. WAS 10/02 (7 rec., 1 TD)
111, Green, CIN at GB 09/24 (ot) (10 rec., 1 TD)
111, Hopkins, HOU at LAR 11/12 (7 rec., 0 TD)
110, Brown, PIT at CHI 09/24 (ot) (10 rec., 1 TD)
109, M. Jones, DET vs. MIN 11/23 (6 rec., 2 TD)
109, Kelce, KC at NYG 11/19 (ot) (8 rec., 0 TD)
109, Hill, KC vs. MIA 12/24 (6 rec., 0 TD)
108, Baldwin, SEA vs. WAS 11/05 (7 rec., 1 TD)
108, Ju. Jones, ATL vs. GB 09/17 (5 rec., 0 TD)
108, Funchess, CAR at NYJ 11/26 (7 rec., 0 TD)
108, Woods, LAR at SF 09/21 (6 rec., 0 TD)
108, Cole, JAX at SF 12/24 (6 rec., 0 TD)
107, M. Evans, TB at CAR 12/24 (6 rec., 0 TD)
107, Wright, CHI at CIN 12/10 (10 rec., 0 TD)
107, Hopkins, HOU vs. TEN 10/01 (10 rec., 1 TD)
107, Anderson, NYJ vs. KC 12/03 (8 rec., 0 TD)
107, Grant, MIA at KC 12/24 (4 rec., 1 TD)
107, Thompson, BUF vs. TB 10/22 (4 rec., 0 TD)
107, Tate, DET vs. ARI 09/10 (10 rec., 0 TD)
107, J. Cook, OAK vs. KC 10/19 (6 rec., 0 TD)
107, M. Jones, DET at GB 11/06 (7 rec., 2 TD)
106, Goodwin, SF at HOU 12/10 (6 rec., 0 TD)
106, Watkins, LAR at SF 09/21 (6 rec., 2 TD)
106, Bell, PIT at CIN 12/04 (5 rec., 1 TD)
106, Jackson, TB vs. NE 10/05 (5 rec., 0 TD)
105, Benjamin, LAC vs. KC 09/24 (5 rec., 0 TD)
105, P. Richardson, SEA vs. HOU 10/29 (6 rec., 2 TD)
105, Thielen, MIN at CAR 12/10 (6 rec., 1 TD)
105, Kearse, NYJ vs. CAR 11/26 (7 rec., 1 TD)
105, Thompson, WAS vs. SF 10/15 (4 rec., 0 TD)
105, Baldwin, SEA at TEN 09/24 (10 rec., 1 TD)
105, Allen, LAC vs. CLE 12/03 (10 rec., 1 TD)
105, Ja. Brown, ARI vs. SF 10/01 (ot) (8 rec., 0 TD)
104, Anderson, NYJ vs. ATL 10/29 (6 rec., 1 TD)
104, Rogers, IND vs. PIT 11/12 (6 rec., 1 TD)
104, Tate, DET vs. GB 12/31 (7 rec., 1 TD)
104, Benjamin, CAR at NE 10/01 (4 rec., 0 TD)
103, Ertz, PHI vs. CHI 11/26 (10 rec., 1 TD)
103, Kelce, KC vs. PHI 09/17 (8 rec., 1 TD)
102, Humphries, TB vs. NO 12/31 (7 rec., 0 TD)
101, Hurns, JAX at IND 10/22 (5 rec., 0 TD)
101, McCaffrey, CAR vs. NO 09/24 (9 rec., 0 TD)
101, Brown, PIT at CIN 12/04 (8 rec., 1 TD)
101, Kamara, NO at LAR 11/26 (6 rec., 1 TD)
100, Kittle, SF at LAR 12/31 (4 rec., 0 TD)
100, T. Smith, PHI at LAR 12/10 (6 rec., 0 TD)
100, Hilton, IND at BAL 12/23 (6 rec., 0 TD)
100, Allen, LAC vs. MIA 09/17 (9 rec., 0 TD)
100, Amendola, NE vs. KC 09/07 (6 rec., 0 TD)

100-Yard Rushing Games

181, Fournette, JAX at PIT 10/08 (28 att., 2 TD)
179, Bell, PIT at KC 10/15 (32 att., 1 TD)
172, K. Hunt, KC at LAC 09/24 (17 att., 1 TD)
167, Howard, CHI at BAL 10/15 (ot) (36 att., 0 TD)
163, Powell, NYJ vs. JAX 10/01 (ot) (21 att., 1 TD)
159, A. Peterson, ARI at SF 11/05 (37 att., 0 TD)
158, C. Anderson, DEN at IND 12/14 (30 att., 0 TD)
156, McCoy, BUF vs. IND 12/10 (ot) (32 att., 1 TD)
155, K. Hunt, KC vs. LAC 12/16 (24 att., 1 TD)
154, Darkwa, NYG vs. WAS 12/31 (20 att., 1 TD)
152, Gurley, LAR at SEA 12/17 (21 att., 3 TD)
151, McCoy, BUF vs. OAK 10/29 (27 att., 1 TD)
150, E. Elliott, DAL at WAS 10/29 (33 att., 2 TD)
148, K. Hunt, KC at NE 09/07 (17 att., 1 TD)
147, E. Elliott, DAL at SF 10/22 (26 att., 2 TD)
147, Howard, CHI at CIN 12/10 (23 att., 2 TD)
145, Powell, NYJ vs. LAC 12/24 (19 att., 1 TD)
144, Bell, PIT at BAL 10/01 (35 att., 2 TD)
140, Howard, CHI vs. PIT 09/24 (ot) (23 att., 2 TD)
136, Blount, PHI at LAC 10/01 (16 att., 0 TD)
134, Bell, PIT vs. CIN 10/22 (35 att., 0 TD)
134, A. Peterson, ARI vs. TB 10/15 (26 att., 2 TD)
134, Ingram, NO vs. WAS 11/19 (ot) (11 att., 1 TD)
132, Gordon, LAC at NE 10/29 (14 att., 1 TD)
131, Henry, TEN vs. IND 10/16 (19 att., 1 TD)
131, A. Jones, GB vs. NO 10/22 (17 att., 1 TD)
131, Ingram, NO at BUF 11/12 (21 att., 3 TD)
130, Ajayi, MIA at ATL 10/15 (26 att., 0 TD)
130, Gore, IND at BUF 12/10 (ot) (36 att., 0 TD)
130, Fournette, JAX vs. LAR 10/15 (21 att., 1 TD)
129, D. Lewis, NE vs. BUF 12/24 (24 att., 1 TD)
127, Cook, MIN vs. NO 09/11 (22 att., 0 TD)
127, Morris, DAL vs. WAS 11/30 (27 att., 1 TD)
126, Freeman, ATL at TB 12/18 (22 att., 1 TD)
125, Howard, CHI vs. DET 11/19 (15 att., 1 TD)
125, A. Jones, GB at DAL 10/08 (19 att., 1 TD)
124, Hyde, SF at SEA 09/17 (15 att., 0 TD)
122, Ajayi, MIA at LAC 09/17 (28 att., 0 TD)
122, Yeldon, JAX at IND 10/22 (9 att., 1 TD)
121, Gurley, LAR at DAL 10/01 (23 att., 0 TD)
121, Crowell, CLE vs. GB 12/10 (ot) (19 att., 0 TD)
120, Collins, BAL at PIT 12/10 (18 att., 1 TD)
120, Drake, MIA vs. DEN 12/03 (23 att., 1 TD)
118, C. Anderson, DEN vs. DAL 09/17 (25 att., 1 TD)
118, Gurley, LAR at TEN 12/24 (22 att., 0 TD)
117, Bell, PIT vs. NE 12/17 (24 att., 1 TD)
117, Perine, WAS at NO 11/19 (ot) (23 att., 1 TD)
117, Darkwa, NYG at DEN 10/15 (21 att., 0 TD)
116, E. Elliott, DAL vs. GB 10/08 (29 att., 0 TD)
116, K. Hunt, KC vs. OAK 12/10 (25 att., 1 TD)
116, Bernard, CIN vs. DET 12/24 (23 att., 1 TD)
116, Gurley, LAR at JAX 10/15 (23 att., 0 TD)
115, Murray, TEN vs. SEA 09/24 (14 att., 1 TD)
114, Drake, MIA vs. NE 12/11 (25 att., 0 TD)
114, Mixon, CIN vs. CLE 11/26 (23 att., 1 TD)
114, Ingram, NO vs. DET 10/15 (25 att., 2 TD)
114, McCoy, BUF at LAC 11/19 (13 att., 1 TD)
113, Williams, GB vs. TB 12/03 (ot) (21 att., 1 TD)
113, Murray, MIN vs. BAL 10/22 (18 att., 1 TD)
113, Collins, BAL vs. MIA 10/26 (18 att., 0 TD)
113, Gurley, LAR at SF 09/21 (28 att., 2 TD)
112, D. Lewis, NE vs. MIA 11/26 (15 att., 0 TD)
111, Murray, MIN vs. CHI 12/31 (20 att., 2 TD)
111, Fournette, JAX at CLE 11/19 (28 att., 0 TD)
110, Stewart, CAR vs. MIA 11/13 (17 att., 0 TD)
110, McCoy, BUF vs. NYJ 09/10 (22 att., 0 TD)
109, Henry, TEN vs. HOU 12/03 (11 att., 1 TD)
108, Blue, HOU vs. PIT 12/25 (16 att., 0 TD)
107, K. Hunt, KC at HOU 10/08 (29 att., 0 TD)
106, Freeman, ATL at DET 09/24 (21 att., 1 TD)
106, Kamara, NO at BUF 11/12 (12 att., 1 TD)
106, Gurley, LAR vs. ARI 10/22 (22 att., 1 TD)
105, Ingram, NO at GB 10/22 (22 att., 1 TD)
105, Gordon, LAC at NYG 10/08 (20 att., 0 TD)
104, E. Elliott, DAL vs. NYG 09/10 (24 att., 0 TD)
103, E. Elliott, DAL at PHI 12/31 (27 att., 0 TD)
103, Stewart, CAR vs. MIN 12/10 (16 att., 3 TD)
102, Howard, CHI at NO 10/29 (23 att., 0 TD)
102, Barber, TB at GB 12/03 (ot) (23 att., 0 TD)

101, Lynch, OAK at LAC 12/31 (19 att., 0 TD)
101, Fournette, JAX vs. SEA 12/10 (24 att., 1 TD)
101, Lynch, OAK vs. NYG 12/03 (17 att., 1 TD)
101, K. Hunt, KC vs. WAS 10/02 (21 att., 0 TD)
100, Gore, IND vs. HOU 12/31 (24 att., 0 TD)
100, Perine, WAS vs. NYG 11/23 (24 att., 0 TD)
100, Fournette, JAX at HOU 09/10 (26 att., 1 TD)

AFC / LEADING PASSERS

| Player, Team | Pct | | | | Avg | | Pct | | | Pct | | Rating |
|-----------------------|------------|------------|-------------|-------------|-------------|-----------|-----|------------|------------|-----------|------------|--------------|
| | Att | Comp | Comp | Yds | Gain | TD | TD | Long | Int | Int | Points | |
| A. Smith, K.C. | 505 | 341 | 67.5 | 4042 | 8.00 | 26 | | 5.1 | 79t | 5 | 1.0 | 104.7 |
| Brady, N.E. | 581 | 385 | 66.3 | 4577 | 7.88 | 32 | | 5.5 | 64t | 8 | 1.4 | 102.8 |
| Rivers, LA-C | 575 | 360 | 62.6 | 4515 | 7.85 | 28 | | 4.9 | 75t | 10 | 1.7 | 96.0 |
| McCown, NY-J | 397 | 267 | 67.3 | 2926 | 7.37 | 18 | | 4.5 | 69t | 9 | 2.3 | 94.5 |
| Roethlisberger, Pit. | 561 | 360 | 64.2 | 4251 | 7.58 | 28 | | 5.0 | 97t | 14 | 2.5 | 93.4 |
| Taylor, Buf. | 420 | 263 | 62.6 | 2799 | 6.66 | 14 | | 3.3 | 47 | 4 | 1.0 | 89.2 |
| Dalton, Cin. | 496 | 297 | 59.9 | 3320 | 6.69 | 25 | | 5.0 | 77t | 12 | 2.4 | 86.6 |
| Carr, Oak. | 515 | 323 | 62.7 | 3496 | 6.79 | 22 | | 4.3 | 87t | 13 | 2.5 | 86.4 |
| Bortles, Jac. | 523 | 315 | 60.2 | 3687 | 7.05 | 21 | | 4.0 | 75t | 13 | 2.5 | 84.7 |
| Brissett, Ind. | 469 | 276 | 58.8 | 3098 | 6.61 | 13 | | 2.8 | 80t | 7 | 1.5 | 81.7 |
| Cutler, Mia. | 429 | 266 | 62.0 | 2666 | 6.21 | 19 | | 4.4 | 65t | 14 | 3.3 | 80.8 |
| Flacco, Bal. | 549 | 352 | 64.1 | 3141 | 5.72 | 18 | | 3.3 | 66 | 13 | 2.4 | 80.4 |
| Mariota, Ten. | 453 | 281 | 62.0 | 3232 | 7.13 | 13 | | 2.9 | 75t | 15 | 3.3 | 79.3 |
| Siemian, Den. | 349 | 206 | 59.0 | 2285 | 6.55 | 12 | | 3.4 | 44 | 14 | 4.0 | 73.3 |
| *Kizer, Cle. | 476 | 255 | 53.6 | 2894 | 6.08 | 11 | | 2.3 | 56t | 22 | 4.6 | 60.5 |

AFC / LEADING PASSERS, RANKS

| Player, Team | Pct | | | | Avg | | Pct | | | Pct | | Rating |
|-----------------------|-----------|----------|----------|----------|----------|------------|-----|-----------|-----------|-----------|-----------|--------|
| | Att | Comp | Comp | Yds | Gain | TD | TD | Long | Int | Int | Points | |
| A. Smith, K.C. | 7 | 5 | 1 | 4 | 1 | 4 | | 2 | | 2 | 1 | |
| Brady, N.E. | 1 | 1 | 3 | 1 | 2 | 1 | | 1 | 4 | 3 | 2 | |
| Rivers, LA-C | 2 | 2t | 8 | 2 | 3 | 2t | | 5 | 6 | 5 | 3 | |
| McCown, NY-J | 14 | 11 | 2 | 11 | 5 | 10t | | 6 | 5 | 6 | 4 | |
| Roethlisberger, Pit. | 3 | 2t | 4 | 3 | 4 | 2t | | 4 | 11t | 10 | 5 | |
| Taylor, Buf. | 13 | 13 | 7 | 13 | 10 | 12 | | 11 | 1 | 1 | 6 | |
| Dalton, Cin. | 8 | 8 | 12 | 7 | 9 | 5 | | 3 | 7 | 8 | 7 | |
| Carr, Oak. | 6 | 6 | 6 | 6 | 8 | 6 | | 8 | 8t | 11 | 8 | |
| Bortles, Jac. | 5 | 7 | 11 | 5 | 7 | 7 | | 9 | 8t | 9 | 9 | |
| Brissett, Ind. | 10 | 10 | 14 | 10 | 11 | 13t | | 14 | 3 | 4 | 10 | |
| Cutler, Mia. | 12 | 12 | 10 | 14 | 13 | 8t | | 7 | 11t | 12 | 11 | |
| Flacco, Bal. | 4 | 4 | 5 | 9 | 15 | 10t | | 12 | 8t | 7 | 12 | |
| Mariota, Ten. | 11 | 9 | 9 | 8 | 6 | 13t | | 13 | 14 | 13 | 13 | |
| Siemian, Den. | 15 | 15 | 13 | 15 | 12 | 15 | | 10 | 11t | 14 | 14 | |
| *Kizer, Cle. | 9 | 14 | 15 | 12 | 14 | 16 | | 15 | 15 | 15 | 15 | |

AFC / FOURTH-QUARTER PASSING LEADERS

| Rank | Player, Team | Att | Comp | Comp% | Yards | YPA | TD | TD% | Int | Int% | Rating |
|------------|-----------------------|------------|-----------|-------------|------------|-------------|----------|------------|----------|------------|-------------|
| 1) | Roethlisberger, Pit. | 144 | 97 | 67.4 | 1211 | 8.41 | 8 | 5.6 | 4 | 2.8 | 100.2 |
| 2) | Brady, N.E. | 125 | 79 | 63.2 | 906 | 7.25 | 6 | 4.8 | 1 | 0.8 | 97.6 |
| 3) | *Watson, Hou. | 58 | 33 | 56.9 | 588 | 10.14 | 6 | 10.3 | 4 | 6.9 | 97.5 |
| 4) | Hoyer, S.F.-N.E. | 63 | 35 | 55.6 | 372 | 5.90 | 4 | 6.3 | 0 | 0.0 | 94.1 |
| 5) | Rivers, LA-C | 133 | 79 | 59.4 | 912 | 6.86 | 8 | 6.0 | 3 | 2.3 | 90.8 |
| 6) | A. Smith, K.C. | 137 | 88 | 64.2 | 996 | 7.27 | 5 | 3.6 | 3 | 2.2 | 88.9 |
| 7) | Moore, Mia. | 53 | 33 | 62.3 | 417 | 7.87 | 4 | 7.5 | 3 | 5.7 | 88.3 |
| 8) | Taylor, Buf. | 89 | 59 | 66.3 | 573 | 6.44 | 2 | 2.2 | 1 | 1.1 | 87.0 |
| 9) | Carr, Oak. | 177 | 109 | 61.6 | 1175 | 6.64 | 8 | 4.5 | 4 | 2.3 | 86.7 |
| 10) | McCown, NY-J | 107 | 71 | 66.4 | 788 | 7.36 | 4 | 3.7 | 4 | 3.7 | 84.9 |
| 11) | Cutler, Mia. | 132 | 76 | 57.6 | 821 | 6.22 | 5 | 3.8 | 2 | 1.5 | 82.3 |
| 12) | Flacco, Bal. | 139 | 87 | 62.6 | 680 | 4.89 | 5 | 3.6 | 3 | 2.2 | 77.6 |
| 13) | Dalton, Cin. | 111 | 60 | 54.1 | 648 | 5.84 | 3 | 2.7 | 1 | 0.9 | 76.7 |
| 14) | Osweiler, Den. | 58 | 34 | 58.6 | 283 | 4.88 | 2 | 3.4 | 1 | 1.7 | 75.6 |
| 15) | Siemian, Den. | 99 | 61 | 61.6 | 700 | 7.07 | 4 | 4.0 | 5 | 5.1 | 75.3 |
| 16) | Mariota, Ten. | 120 | 65 | 54.2 | 701 | 5.84 | 5 | 4.2 | 4 | 3.3 | 71.6 |
| 17) | Petty, NY-J | 43 | 23 | 53.5 | 228 | 5.30 | 1 | 2.3 | 1 | 2.3 | 66.8 |
| 18) | Savage, Hou. | 60 | 34 | 56.7 | 434 | 7.23 | 1 | 1.7 | 3 | 5.0 | 64.2 |
| 19) | Brissett, Ind. | 137 | 76 | 55.5 | 712 | 5.20 | 1 | 0.7 | 3 | 2.2 | 63.3 |
| 20) | Bortles, Jac. | 118 | 66 | 55.9 | 693 | 5.87 | 2 | 1.7 | 7 | 5.9 | 54.1 |
| 21) | *Kizer, Cle. | 164 | 81 | 49.4 | 906 | 5.52 | 2 | 1.2 | 9 | 5.5 | 47.5 |

AFC / THIRD-DOWN PASSING LEADERS

| Rank | Player, Team | Att | Comp | Comp% | Yards | YPA | TD | TD% | Int | Int% | Rating |
|------------|-----------------------|------------|-----------|-------------|------------|-------------|----------|------------|----------|------------|-------------|
| 1) | McCown, NY-J | 124 | 86 | 69.4 | 1044 | 8.42 | 6 | 4.8 | 3 | 2.4 | 101.0 |
| 2) | A. Smith, K.C. | 130 | 77 | 59.2 | 964 | 7.42 | 6 | 4.6 | 1 | 0.8 | 94.5 |
| 3) | Taylor, Buf. | 131 | 87 | 66.4 | 907 | 6.92 | 6 | 4.6 | 3 | 2.3 | 92.0 |
| 4) | Rivers, LA-C | 163 | 99 | 60.7 | 1314 | 8.06 | 7 | 4.3 | 6 | 3.7 | 85.3 |
| 5) | Roethlisberger, Pit. | 157 | 94 | 59.9 | 1221 | 7.78 | 10 | 6.4 | 8 | 5.1 | 84.4 |
| 6) | Brady, N.E. | 140 | 81 | 57.9 | 1019 | 7.28 | 9 | 6.4 | 6 | 4.3 | 84.2 |
| 7) | Flacco, Bal. | 153 | 87 | 56.9 | 814 | 5.32 | 8 | 5.2 | 2 | 1.3 | 83.6 |
| 8) | Carr, Oak. | 142 | 87 | 61.3 | 1007 | 7.09 | 6 | 4.2 | 5 | 3.5 | 82.1 |
| 9) | Dalton, Cin. | 139 | 76 | 54.7 | 858 | 6.17 | 11 | 7.9 | 6 | 4.3 | 81.8 |
| 10) | Brissett, Ind. | 142 | 79 | 55.6 | 936 | 6.59 | 4 | 2.8 | 2 | 1.4 | 79.4 |
| 11) | Siemian, Den. | 102 | 57 | 55.9 | 678 | 6.65 | 4 | 3.9 | 4 | 3.9 | 73.1 |
| 12) | Mariota, Ten. | 143 | 78 | 54.5 | 848 | 5.93 | 3 | 2.1 | 3 | 2.1 | 70.5 |
| 13) | Cutler, Mia. | 110 | 63 | 57.3 | 634 | 5.76 | 3 | 2.7 | 4 | 3.6 | 67.8 |
| 14) | Bortles, Jac. | 166 | 93 | 56.0 | 955 | 5.75 | 5 | 3.0 | 6 | 3.6 | 67.7 |
| 15) | *Kizer, Cle. | 131 | 68 | 51.9 | 871 | 6.65 | 2 | 1.5 | 8 | 6.1 | 52.7 |

WEEK 17 / THROUGH SUNDAY, DECEMBER 31, 2017

AFC / LEADING RUSHERS

| Rank | Player, Team | Att | Yards | Avg | Long | TD |
|------|---------------------|-----|-------|-----|------|----|
| 1) | *K. Hunt, K.C. | 272 | 1327 | 4.9 | 69t | 8 |
| 2) | Bell, Pit. | 321 | 1291 | 4.0 | 27 | 9 |
| 3) | McCoy, Buf. | 287 | 1138 | 4.0 | 48t | 6 |
| 4) | Gordon, LA-C | 284 | 1105 | 3.9 | 87t | 8 |
| 5) | *Fournette, Jac. | 268 | 1040 | 3.9 | 90t | 9 |
| 6) | C. Anderson, Den. | 245 | 1007 | 4.1 | 40 | 3 |
| 7) | Collins, Bal. | 212 | 973 | 4.6 | 50 | 6 |
| 8) | Gore, Ind. | 261 | 961 | 3.7 | 21 | 3 |
| 9) | D. Lewis, N.E. | 180 | 896 | 5.0 | 44 | 6 |
| 10) | Lynch, Oak. | 207 | 891 | 4.3 | 51t | 7 |
| 11) | L. Miller, Hou. | 238 | 888 | 3.7 | 21 | 3 |
| 12) | Crowell, Cle. | 206 | 853 | 4.1 | 59 | 2 |
| 13) | Powell, NY-J | 178 | 772 | 4.3 | 75t | 5 |
| 14) | Henry, Ten. | 176 | 744 | 4.2 | 75t | 5 |
| 15) | Murray, Ten. | 184 | 659 | 3.6 | 75t | 6 |
| 16) | Drake, Mia. | 133 | 644 | 4.8 | 66t | 3 |
| 17) | *Mixon, Cin. | 178 | 626 | 3.5 | 25 | 4 |
| 18) | Allen, Bal. | 153 | 591 | 3.9 | 37 | 4 |
| 19) | Bernard, Cin. | 105 | 458 | 4.4 | 25 | 2 |
| 20) | Taylor, Buf. (QB) | 84 | 427 | 5.1 | 32 | 4 |
| 21) | *Kizer, Cle. (QB) | 77 | 419 | 5.4 | 20 | 5 |
| 22) | Gillislee, N.E. | 104 | 383 | 3.7 | 16 | 5 |
| 23) | Ivory, Jac. | 112 | 382 | 3.4 | 34 | 1 |
| 24) | Forte, NY-J | 103 | 381 | 3.7 | 20 | 2 |
| 25) | *Mack, Ind. | 93 | 358 | 3.8 | 35 | 3 |
| 26) | A. Smith, K.C. (QB) | 60 | 355 | 5.9 | 70 | 1 |
| 27) | D. Johnson, Cle. | 82 | 348 | 4.2 | 19t | 4 |
| 28) | *Foreman, Hou. | 78 | 327 | 4.2 | 39 | 2 |
| 29) | Bortles, Jac. (QB) | 57 | 322 | 5.6 | 28 | 2 |
| 30) | *McGuire, NY-J | 88 | 315 | 3.6 | 69t | 1 |
| 31) | Mariota, Ten. (QB) | 60 | 312 | 5.2 | 34t | 5 |
| 32) | Booker, Den. | 79 | 299 | 3.8 | 26 | 1 |
| 33) | Charles, Den. | 69 | 296 | 4.3 | 19 | 1 |
| 34) | Richard, Oak. | 56 | 275 | 4.9 | 52t | 1 |
| 35) | *Watson, Hou. (QB) | 36 | 269 | 7.5 | 49t | 2 |

AFC / THIRD-AND-ONE RUSHING LEADERS

| Rank | Player, Team | Att | FD | Pct |
|------|------------------|-----|----|-------|
| 1t) | Turbin, Ind. | 7 | 7 | 100.0 |
| 1t) | Allen, Bal. | 5 | 5 | 100.0 |
| 1t) | D. Johnson, Cle. | 5 | 5 | 100.0 |
| 1t) | *Kizer, Cle. | 5 | 5 | 100.0 |
| 5) | *K. Hunt, K.C. | 9 | 8 | 88.9 |
| 6t) | Brady, N.E. | 6 | 5 | 83.3 |
| 6t) | Ivory, Jac. | 6 | 5 | 83.3 |
| 6t) | A. Smith, K.C. | 6 | 5 | 83.3 |
| 9) | Lynch, Oak. | 11 | 9 | 81.8 |
| 10t) | Gore, Ind. | 10 | 8 | 80.0 |
| 10t) | McCoy, Buf. | 10 | 8 | 80.0 |
| 10t) | Crowell, Cle. | 5 | 4 | 80.0 |
| 13t) | Henry, Ten. | 12 | 8 | 66.7 |
| 13t) | *Foreman, Hou. | 6 | 4 | 66.7 |
| 15) | Bell, Pit. | 8 | 5 | 62.5 |
| 16) | *Fournette, Jac. | 7 | 4 | 57.1 |
| 17) | Gordon, LA-C | 15 | 8 | 53.3 |

WEEK 17 / THROUGH SUNDAY, DECEMBER 31, 2017

AFC / LEADERS IN RECEPTIONS

| Rank | Player, Team | Rec | Yards | Avg | Long | TD |
|------|-----------------------|-----|-------|------|------|----|
| 1) | Landry, Mia. | 112 | 987 | 8.8 | 49 | 9 |
| 2) | Allen, LA-C | 102 | 1393 | 13.7 | 51 | 6 |
| 3) | Brown, Pit. | 101 | 1533 | 15.2 | 57 | 9 |
| 4) | Hopkins, Hou. | 96 | 1378 | 14.4 | 72t | 13 |
| 5) | Bell, Pit. (RB) | 85 | 655 | 7.7 | 42 | 2 |
| 6t) | Kelce, K.C. (TE) | 83 | 1038 | 12.5 | 44 | 8 |
| 6t) | De. Thomas, Den. | 83 | 949 | 11.4 | 40 | 5 |
| 8) | Doyle, Ind. (TE) | 80 | 690 | 8.6 | 26 | 4 |
| 9t) | Hill, K.C. | 75 | 1183 | 15.8 | 79t | 7 |
| 9t) | Green, Cin. | 75 | 1078 | 14.4 | 77t | 8 |
| 11t) | Walker, Ten. (TE) | 74 | 807 | 10.9 | 42 | 3 |
| 11t) | D. Johnson, Cle. (RB) | 74 | 693 | 9.4 | 41t | 3 |
| 13) | Gronkowski, N.E. (TE) | 69 | 1084 | 15.7 | 53t | 8 |
| 14t) | Cooks, N.E. | 65 | 1082 | 16.6 | 64t | 7 |
| 14t) | Kearse, NY-J | 65 | 810 | 12.5 | 51 | 5 |
| 16) | Anderson, NY-J | 63 | 941 | 14.9 | 69t | 7 |
| 17t) | Amendola, N.E. | 61 | 659 | 10.8 | 27 | 2 |
| 17t) | Watson, Bal. (TE) | 61 | 522 | 8.6 | 33t | 4 |
| 19) | McCoy, Buf. (RB) | 59 | 448 | 7.6 | 39 | 2 |
| 20t) | *Smith-Schuster, Pit. | 58 | 917 | 15.8 | 97t | 7 |
| 20t) | Stillis, Mia. | 58 | 847 | 14.6 | 61t | 6 |
| 20t) | Crabtree, Oak. | 58 | 618 | 10.7 | 41t | 8 |
| 20t) | Gordon, LA-C (RB) | 58 | 476 | 8.2 | 49 | 4 |
| 24t) | Hilton, Ind. | 57 | 966 | 16.9 | 80t | 4 |
| 24t) | Parker, Mia. | 57 | 670 | 11.8 | 36 | 1 |
| 26t) | Lee, Jac. | 56 | 702 | 12.5 | 45 | 3 |
| 26t) | White, N.E. (RB) | 56 | 429 | 7.7 | 27 | 3 |
| 28t) | J. Cook, Oak. (TE) | 54 | 688 | 12.7 | 35 | 2 |
| 28t) | Decker, Ten. | 54 | 563 | 10.4 | 29 | 1 |
| 30t) | Matthews, Ten. | 53 | 795 | 15.0 | 75t | 4 |
| 30t) | *K. Hunt, K.C. (RB) | 53 | 455 | 8.6 | 78t | 3 |
| 32t) | Wallace, Bal. | 52 | 748 | 14.4 | 66 | 4 |
| 32t) | LaFell, Cin. | 52 | 548 | 10.5 | 45 | 3 |

AFC / RECEIVING YARDAGE LEADERS

| Rank | Player, Team | Yards | Rec | Avg | Long | TD |
|------|-----------------------|-------|-----|------|------|----|
| 1) | Brown, Pit. | 1533 | 101 | 15.2 | 57 | 9 |
| 2) | Allen, LA-C | 1393 | 102 | 13.7 | 51 | 6 |
| 3) | Hopkins, Hou. | 1378 | 96 | 14.4 | 72t | 13 |
| 4) | Hill, K.C. | 1183 | 75 | 15.8 | 79t | 7 |
| 5) | Gronkowski, N.E. (TE) | 1084 | 69 | 15.7 | 53t | 8 |
| 6) | Cooks, N.E. | 1082 | 65 | 16.6 | 64t | 7 |
| 7) | Green, Cin. | 1078 | 75 | 14.4 | 77t | 8 |
| 8) | Kelce, K.C. (TE) | 1038 | 83 | 12.5 | 44 | 8 |
| 9) | Landry, Mia. | 987 | 112 | 8.8 | 49 | 9 |
| 10) | Hilton, Ind. | 966 | 57 | 16.9 | 80t | 4 |
| 11) | De. Thomas, Den. | 949 | 83 | 11.4 | 40 | 5 |
| 12) | Anderson, NY-J | 941 | 63 | 14.9 | 69t | 7 |
| 13) | *Smith-Schuster, Pit. | 917 | 58 | 15.8 | 97t | 7 |
| 14) | Stillis, Mia. | 847 | 58 | 14.6 | 61t | 6 |
| 15) | Kearse, NY-J | 810 | 65 | 12.5 | 51 | 5 |
| 16) | Walker, Ten. (TE) | 807 | 74 | 10.9 | 42 | 3 |
| 17) | Matthews, Ten. | 795 | 53 | 15.0 | 75t | 4 |
| 18t) | *Cole, Jac. | 748 | 42 | 17.8 | 75t | 3 |
| 18t) | Wallace, Bal. | 748 | 52 | 14.4 | 66 | 4 |
| 20) | Ty. Williams, LA-C | 728 | 43 | 16.9 | 75t | 4 |
| 21) | Lee, Jac. | 702 | 56 | 12.5 | 45 | 3 |
| 22) | D. Johnson, Cle. (RB) | 693 | 74 | 9.4 | 41t | 3 |
| 23) | Benjamin, Car.-Buf. | 692 | 48 | 14.4 | 43 | 3 |
| 24) | Doyle, Ind. (TE) | 690 | 80 | 8.6 | 26 | 4 |
| 25) | J. Cook, Oak. (TE) | 688 | 54 | 12.7 | 35 | 2 |
| 26) | Cooper, Oak. | 680 | 48 | 14.2 | 87t | 7 |
| 27) | Parker, Mia. | 670 | 57 | 11.8 | 36 | 1 |
| 28) | Amendola, N.E. | 659 | 61 | 10.8 | 27 | 2 |
| 29) | Bell, Pit. (RB) | 655 | 85 | 7.7 | 42 | 2 |
| 30) | Crabtree, Oak. | 618 | 58 | 10.7 | 41t | 8 |
| 31) | Bryant, Pit. | 603 | 50 | 12.1 | 51 | 3 |
| 32) | Henry, LA-C (TE) | 579 | 45 | 12.9 | 34 | 4 |
| 33) | Benjamin, LA-C | 567 | 34 | 16.7 | 62t | 4 |
| 34) | Decker, Ten. | 563 | 54 | 10.4 | 29 | 1 |

WEEK 17 / THROUGH SUNDAY, DECEMBER 31, 2017

AFC / THIRD-DOWN RECEIVING LEADERS

| Rank | Player, Team | Rec | Yards | Avg | Long | TD |
|------|-----------------------------|-----|-------|------|------|----|
| 1) | Allen, LA-C | 36 | 552 | 15.3 | 50 | 2 |
| 2) | Landry, Mia. | 28 | 272 | 9.7 | 49 | 2 |
| 3) | D. Johnson, Cle. (RB) | 27 | 285 | 10.6 | 34 | 0 |
| 4) | Brown, Pit. | 25 | 424 | 17.0 | 57 | 1 |
| 5t) | Hopkins, Hou. | 24 | 349 | 14.5 | 40 | 3 |
| 5t) | De. Thomas, Den. | 24 | 328 | 13.7 | 40 | 1 |
| 7t) | Lee, Jac. | 22 | 238 | 10.8 | 31 | 2 |
| 7t) | McCoy, Buf. (RB) | 22 | 178 | 8.1 | 24 | 1 |
| 9t) | Kelce, K.C. (TE) | 20 | 245 | 12.3 | 32 | 2 |
| 9t) | White, N.E. (RB) | 20 | 162 | 8.1 | 27 | 1 |
| 11t) | Hilton, Ind. | 19 | 362 | 19.1 | 80t | 2 |
| 11t) | *Smith-Schuster, Pit. | 19 | 315 | 16.6 | 97t | 4 |
| 13t) | Hill, K.C. | 18 | 313 | 17.4 | 64t | 1 |
| 13t) | Gronkowski, N.E. (TE) | 18 | 305 | 16.9 | 53t | 3 |
| 13t) | Amendola, N.E. | 18 | 217 | 12.1 | 27 | 1 |
| 13t) | Walker, Ten. (TE) | 18 | 181 | 10.1 | 19 | 0 |
| 13t) | Doyle, Ind. (TE) | 18 | 174 | 9.7 | 15 | 1 |
| 18t) | Green, Cin. | 17 | 260 | 15.3 | 47 | 6 |
| 18t) | Anderson, NY-J | 17 | 243 | 14.3 | 41 | 1 |
| 18t) | Murray, Ten. (RB) | 17 | 127 | 7.5 | 18 | 1 |
| 21t) | Kearse, NY-J | 16 | 282 | 17.6 | 51 | 2 |
| 21t) | Matthews, Ten. | 16 | 236 | 14.8 | 25 | 1 |
| 21t) | Bryant, Pit. | 16 | 226 | 14.1 | 39 | 1 |
| 21t) | J. Cook, Oak. (TE) | 16 | 207 | 12.9 | 35 | 0 |
| 21t) | Sanders, Den. | 16 | 204 | 12.8 | 38 | 0 |
| 21t) | Crabtree, Oak. | 16 | 160 | 10.0 | 26t | 3 |
| 21t) | Yeldon, Jac. (RB) | 16 | 114 | 7.1 | 16 | 0 |
| 21t) | Bell, Pit. (RB) | 16 | 105 | 6.6 | 23 | 0 |
| 29t) | Decker, Ten. | 15 | 148 | 9.9 | 17 | 1 |
| 29t) | C. Clay, Buf. (TE) | 15 | 131 | 8.7 | 21 | 1 |
| 29t) | Seferian-Jenkins, NY-J (TE) | 15 | 80 | 5.3 | 18 | 2 |
| 32t) | Stills, Mia. | 14 | 294 | 21.0 | 61t | 3 |
| 32t) | Benjamin, Car.-Buf. | 14 | 235 | 16.8 | 43 | 1 |
| 32t) | Hurns, Jac. | 14 | 205 | 14.6 | 50 | 1 |
| 32t) | LaFell, Cin. | 14 | 191 | 13.6 | 45 | 1 |
| 32t) | Bernard, Cin. (RB) | 14 | 74 | 5.3 | 18 | 0 |

WEEK 17 / THROUGH SUNDAY, DECEMBER 31, 2017

AFC / LEADING SCORERS, NONKICKERS

| Rank | Player, Team | TD | Rush | Rec | Ret | X2 | Pts |
|------|----------------------------|----|------|-----|-----|----|-----|
| 1) | Hopkins, Hou. (WR) | 13 | 0 | 13 | 0 | 0 | 78 |
| 2) | Gordon, LA-C (RB) | 12 | 8 | 4 | 0 | 0 | 72 |
| 3t) | Bell, Pit. (RB) | 11 | 9 | 2 | 0 | 0 | 66 |
| 3t) | *K. Hunt, K.C. (RB) | 11 | 8 | 3 | 0 | 0 | 66 |
| 5t) | *Fournette, Jac. (RB) | 10 | 9 | 1 | 0 | 0 | 60 |
| 5t) | D. Lewis, N.E. (RB) | 10 | 6 | 3 | 1 | 0 | 60 |
| 7) | Brown, Pit. (WR) | 9 | 0 | 9 | 0 | 1 | 56 |
| 8) | Landry, Mia. (WR) | 9 | 0 | 9 | 0 | 0 | 54 |
| 9) | Crabtree, Oak. (WR) | 8 | 0 | 8 | 0 | 2 | 52 |
| 10) | Gronkowski, N.E. (TE) | 8 | 0 | 8 | 0 | 1 | 50 |
| 11t) | Burkhead, N.E. (RB) | 8 | 5 | 3 | 0 | 0 | 48 |
| 11t) | Green, Cin. (WR) | 8 | 0 | 8 | 0 | 0 | 48 |
| 11t) | Hill, K.C. (WR) | 8 | 0 | 7 | 1 | 0 | 48 |
| 11t) | Kelce, K.C. (TE) | 8 | 0 | 8 | 0 | 0 | 48 |
| 11t) | McCoy, Buf. (RB) | 8 | 6 | 2 | 0 | 0 | 48 |
| 11t) | *Smith-Schuster, Pit. (WR) | 8 | 0 | 7 | 1 | 0 | 48 |
| 17) | Cooks, N.E. (WR) | 7 | 0 | 7 | 0 | 1 | 44 |
| 18t) | Allen, LA-C (WR) | 7 | 0 | 6 | 1 | 0 | 42 |
| 18t) | Anderson, NY-J (WR) | 7 | 0 | 7 | 0 | 0 | 42 |
| 18t) | Cooper, Oak. (WR) | 7 | 0 | 7 | 0 | 0 | 42 |
| 18t) | W. Fuller, Hou. (WR) | 7 | 0 | 7 | 0 | 0 | 42 |
| 18t) | D. Johnson, Cle. (RB) | 7 | 4 | 3 | 0 | 0 | 42 |
| 18t) | Kroft, Cin. (TE) | 7 | 0 | 7 | 0 | 0 | 42 |
| 18t) | Lynch, Oak. (RB) | 7 | 7 | 0 | 0 | 0 | 42 |
| 18t) | Murray, Ten. (RB) | 7 | 6 | 1 | 0 | 0 | 42 |
| 26t) | Allen, Bal. (RB) | 6 | 4 | 2 | 0 | 0 | 36 |
| 26t) | Collins, Bal. (RB) | 6 | 6 | 0 | 0 | 0 | 36 |
| 26t) | Henry, Ten. (RB) | 6 | 5 | 1 | 0 | 0 | 36 |
| 26t) | L. Miller, Hou. (RB) | 6 | 3 | 3 | 0 | 0 | 36 |
| 26t) | Stills, Mia. (WR) | 6 | 0 | 6 | 0 | 0 | 36 |

AFC / LEADING SCORERS, KICKERS

| Rank | Player, Team | PAT | FG | Pct | Long | Pts |
|------|--------------------|-------|-------|------|------|-----|
| 1) | Gostkowski, N.E. | 45/47 | 37/40 | .925 | 62 | 156 |
| 2t) | Boswell, Pit. | 37/39 | 35/38 | .921 | 53 | 142 |
| 2t) | *Butker, Car.-K.C. | 28/28 | 38/42 | .905 | 53 | 142 |
| 4) | Tucker, Bal. | 39/39 | 34/37 | .919 | 57 | 141 |
| 5) | Succop, Ten. | 31/33 | 35/42 | .833 | 52 | 136 |
| 6) | Hauschka, Buf. | 29/29 | 29/33 | .879 | 56 | 116 |
| 7) | Vinatieri, Ind. | 22/24 | 29/34 | .853 | 54 | 109 |
| 8) | Catanzaro, NY-J | 29/29 | 25/30 | .833 | 57 | 104 |
| 9) | McManus, Den. | 27/27 | 24/32 | .750 | 53 | 99 |
| 10) | Fairbairn, Hou. | 32/35 | 20/25 | .800 | 55 | 92 |
| 11) | Parkey, Mia. | 26/29 | 21/23 | .913 | 54 | 89 |
| 12) | Bullock, Cin. | 31/33 | 18/20 | .900 | 51 | 85 |
| 13) | Tavecchio, Oak. | 33/34 | 16/21 | .762 | 53 | 81 |
| 14) | Lambo, Jac. | 22/24 | 19/20 | .950 | 56 | 79 |
| 15) | *Gonzalez, Cle. | 25/26 | 15/20 | .750 | 54 | 70 |
| 16) | *Rose, Was.-LA-C | 23/26 | 11/14 | .786 | 55 | 56 |
| 17) | Myers, Jac. | 15/17 | 11/15 | .733 | 47 | 48 |
| 18) | Novak, LA-C | 17/18 | 9/13 | .692 | 50 | 44 |
| 19) | Coons, LA-C | 5/ 6 | 7/ 8 | .875 | 40 | 26 |
| 20) | *Koo, LA-C | 9/ 9 | 3/ 6 | .500 | 41 | 18 |
| 21t) | Kaser, LA-C | 1/ 3 | 0/ 0 | --- | -- | 1 |
| 21t) | *Koehn, Cin. | 1/ 1 | 0/ 0 | --- | -- | 1 |

AFC / TOUCHBACKS ON KICKOFFS

| Rank | Player, Team | TB |
|------|--------------------|----|
| 1) | *Butker, Car.-K.C. | 61 |
| 2) | Tucker, Bal. | 55 |
| 3) | Fairbairn, Hou. | 49 |
| 4) | Tavecchio, Oak. | 48 |
| 5) | Succop, Ten. | 47 |
| 6t) | Boswell, Pit. | 46 |
| 6t) | *Sanchez, Ind. | 46 |
| 8t) | Catanzaro, NY-J | 45 |
| 8t) | McManus, Den. | 45 |
| 10) | Gostkowski, N.E. | 40 |
| 11) | Hauschka, Buf. | 37 |
| 12) | *Gonzalez, Cle. | 33 |
| 13) | *Rose, Was.-LA-C | 32 |
| 14) | Bullock, Cin. | 30 |
| 15) | Parkey, Mia. | 28 |
| 16) | Myers, Jac. | 26 |
| 17) | Lambo, Jac. | 22 |
| 18) | Novak, LA-C | 9 |
| 19) | *Koo, LA-C | 8 |
| 20) | Coons, LA-C | 4 |
| 21) | Kaser, LA-C | 2 |
| 22) | *Koehn, Cin. | 1 |

AFC / MOST YARDS FROM SCRIMMAGE

| Rank | Player, Team | Total | | | Rushing | | | Receiving | | |
|------|----------------------------|-------|---------|------|---------|-----|------|-----------|-----|------|
| | | Yards | Att+Rec | Avg | Yards | Att | Avg | Yards | Rec | Avg |
| 1) | Bell, Pit. (RB) | 1946 | 406 | 4.8 | 1291 | 321 | 4.0 | 655 | 85 | 7.7 |
| 2) | *K. Hunt, K.C. (RB) | 1782 | 325 | 5.5 | 1327 | 272 | 4.9 | 455 | 53 | 8.6 |
| 3) | McCoy, Buf. (RB) | 1586 | 346 | 4.6 | 1138 | 287 | 4.0 | 448 | 59 | 7.6 |
| 4) | Gordon, LA-C (RB) | 1581 | 342 | 4.6 | 1105 | 284 | 3.9 | 476 | 58 | 8.2 |
| 5) | Brown, Pit. (WR) | 1533 | 101 | 15.2 | 0 | 0 | --- | 1533 | 101 | 15.2 |
| 6) | Allen, LA-C (WR) | 1402 | 104 | 13.5 | 9 | 2 | 4.5 | 1393 | 102 | 13.7 |
| 7) | Hopkins, Hou. (WR) | 1378 | 96 | 14.4 | 0 | 0 | --- | 1378 | 96 | 14.4 |
| 8) | *Fournette, Jac. (RB) | 1342 | 304 | 4.4 | 1040 | 268 | 3.9 | 302 | 36 | 8.4 |
| 9) | Hill, K.C. (WR) | 1242 | 92 | 13.5 | 59 | 17 | 3.5 | 1183 | 75 | 15.8 |
| 10) | C. Anderson, Den. (RB) | 1231 | 273 | 4.5 | 1007 | 245 | 4.1 | 224 | 28 | 8.0 |
| 11) | L. Miller, Hou. (RB) | 1215 | 274 | 4.4 | 888 | 238 | 3.7 | 327 | 36 | 9.1 |
| 12) | Gore, Ind. (RB) | 1206 | 290 | 4.2 | 961 | 261 | 3.7 | 245 | 29 | 8.4 |
| 13) | Collins, Bal. (RB) | 1160 | 235 | 4.9 | 973 | 212 | 4.6 | 187 | 23 | 8.1 |
| 14) | Cooks, N.E. (WR) | 1122 | 74 | 15.2 | 40 | 9 | 4.4 | 1082 | 65 | 16.6 |
| 15) | D. Lewis, N.E. (RB) | 1110 | 212 | 5.2 | 896 | 180 | 5.0 | 214 | 32 | 6.7 |
| 16) | Gronkowski, N.E. (TE) | 1084 | 69 | 15.7 | 0 | 0 | --- | 1084 | 69 | 15.7 |
| 17) | Green, Cin. (WR) | 1078 | 75 | 14.4 | 0 | 0 | --- | 1078 | 75 | 14.4 |
| 18) | Kelce, K.C. (TE) | 1045 | 85 | 12.3 | 7 | 2 | 3.5 | 1038 | 83 | 12.5 |
| 19) | Lynch, Oak. (RB) | 1042 | 227 | 4.6 | 891 | 207 | 4.3 | 151 | 20 | 7.6 |
| 20) | D. Johnson, Cle. (RB) | 1041 | 156 | 6.7 | 348 | 82 | 4.2 | 693 | 74 | 9.4 |
| 21) | Crowell, Cle. (RB) | 1035 | 234 | 4.4 | 853 | 206 | 4.1 | 182 | 28 | 6.5 |
| 22) | Landry, Mia. (WR) | 980 | 113 | 8.7 | -7 | 1 | -7.0 | 987 | 112 | 8.8 |
| 23) | Hilton, Ind. (WR) | 966 | 57 | 16.9 | 0 | 0 | --- | 966 | 57 | 16.9 |
| 24) | Anderson, NY-J (WR) | 950 | 66 | 14.4 | 9 | 3 | 3.0 | 941 | 63 | 14.9 |
| 25) | De. Thomas, Den. (WR) | 949 | 83 | 11.4 | 0 | 0 | --- | 949 | 83 | 11.4 |
| 26) | Powell, NY-J (RB) | 942 | 201 | 4.7 | 772 | 178 | 4.3 | 170 | 23 | 7.4 |
| 27) | Murray, Ten. (RB) | 925 | 223 | 4.1 | 659 | 184 | 3.6 | 266 | 39 | 6.8 |
| 28) | *Smith-Schuster, Pit. (WR) | 917 | 58 | 15.8 | 0 | 0 | --- | 917 | 58 | 15.8 |
| 29) | *Mixon, Cin. (RB) | 913 | 208 | 4.4 | 626 | 178 | 3.5 | 287 | 30 | 9.6 |
| 30) | Drake, Mia. (RB) | 883 | 165 | 5.4 | 644 | 133 | 4.8 | 239 | 32 | 7.5 |
| 31) | Henry, Ten. (RB) | 880 | 187 | 4.7 | 744 | 176 | 4.2 | 136 | 11 | 12.4 |

AFC / LEADERS IN FIRST DOWNS

| Rank | Player, Team | Rush | Rec | Tot |
|------|----------------------------|------|-----|-----|
| 1) | Bell, Pit. (RB) | 74 | 31 | 105 |
| 2) | Gordon, LA-C (RB) | 58 | 22 | 80 |
| 3t) | *K. Hunt, K.C. (RB) | 60 | 18 | 78 |
| 3t) | McCoy, Buf. (RB) | 55 | 23 | 78 |
| 5) | Allen, LA-C (WR) | 0 | 74 | 74 |
| 6) | Brown, Pit. (WR) | 0 | 71 | 71 |
| 7) | Hopkins, Hou. (WR) | 0 | 69 | 69 |
| 8) | *Fournette, Jac. (RB) | 46 | 15 | 61 |
| 9t) | Landry, Mia. (WR) | 0 | 60 | 60 |
| 9t) | L. Miller, Hou. (RB) | 43 | 17 | 60 |
| 11t) | Collins, Bal. (RB) | 51 | 8 | 59 |
| 11t) | D. Lewis, N.E. (RB) | 48 | 11 | 59 |
| 13) | Gore, Ind. (RB) | 49 | 9 | 58 |
| 14t) | Gronkowski, N.E. (TE) | 0 | 57 | 57 |
| 14t) | D. Johnson, Cle. (RB) | 26 | 31 | 57 |
| 14t) | Kelce, K.C. (TE) | 2 | 55 | 57 |
| 17) | Green, Cin. (WR) | 0 | 55 | 55 |
| 18t) | Allen, Bal. (RB) | 38 | 16 | 54 |
| 18t) | C. Anderson, Den. (RB) | 47 | 7 | 54 |
| 20) | De. Thomas, Den. (WR) | 0 | 53 | 53 |
| 21) | Lynch, Oak. (RB) | 44 | 6 | 50 |
| 22) | Crowell, Cle. (RB) | 38 | 9 | 47 |
| 23t) | Cooks, N.E. (WR) | 2 | 42 | 44 |
| 23t) | Hill, K.C. (WR) | 3 | 41 | 44 |
| 23t) | *Mixon, Cin. (RB) | 35 | 9 | 44 |
| 23t) | Walker, Ten. (TE) | 1 | 43 | 44 |
| 27) | Henry, Ten. (RB) | 39 | 4 | 43 |
| 28) | Lee, Jac. (WR) | 1 | 40 | 41 |
| 29t) | Amendola, N.E. (WR) | 0 | 39 | 39 |
| 29t) | Murray, Ten. (RB) | 29 | 10 | 39 |
| 29t) | *Smith-Schuster, Pit. (WR) | 0 | 39 | 39 |

WEEK 17 / THROUGH SUNDAY, DECEMBER 31, 2017

AFC / LEADING PUNTERS

| Rank | Player, Team | No | Yards | Lg | Avg | TB | Blk | Dwn | OB | Opp Ret | In 20 | Net Avg |
|------|----------------|----|-------|----|------|----|-----|-----|----|---------|-------|---------|
| 1) | Kern, Ten. | 75 | 3728 | 74 | 49.7 | 5 | 0 | 5 | 15 | 41 | 286 | 28 44.6 |
| 2) | Lechler, Hou. | 92 | 4507 | 68 | 49.0 | 5 | 0 | 8 | 8 | 49 | 608 | 32 41.3 |
| 3) | Kaser, LA-C | 74 | 3558 | 69 | 48.1 | 9 | 0 | 7 | 4 | 48 | 319 | 27 41.3 |
| 4) | Colquitt, Cle. | 80 | 3811 | 67 | 47.6 | 2 | 1 | 15 | 5 | 45 | 482 | 24 40.6 |
| 5) | King, Oak. | 69 | 3270 | 65 | 47.4 | 6 | 0 | 10 | 6 | 32 | 205 | 28 42.7 |
| 6) | Huber, Cin. | 88 | 4101 | 63 | 46.6 | 3 | 1 | 12 | 7 | 43 | 410 | 32 40.8 |
| 7) | Edwards, NY-J | 94 | 4378 | 70 | 46.6 | 4 | 0 | 10 | 8 | 49 | 491 | 33 40.5 |
| 8) | Dixon, Den. | 73 | 3331 | 60 | 45.6 | 3 | 2 | 12 | 5 | 30 | 258 | 23 40.2 |
| 9) | Colquitt, K.C. | 65 | 2936 | 77 | 45.2 | 5 | 0 | 9 | 5 | 24 | 164 | 29 41.1 |
| 10) | Koch, Bal. | 84 | 3765 | 67 | 44.8 | 3 | 1 | 13 | 16 | 34 | 277 | 40 40.3 |
| 11) | *Sanchez, Ind. | 84 | 3764 | 61 | 44.8 | 3 | 1 | 19 | 16 | 19 | 80 | 28 42.6 |
| 12) | Schmidt, Buf. | 79 | 3529 | 60 | 44.7 | 6 | 0 | 9 | 10 | 38 | 210 | 28 40.5 |
| 13) | *Haack, Mia. | 83 | 3695 | 64 | 44.5 | 5 | 0 | 17 | 6 | 35 | 220 | 30 40.7 |
| 14) | Nortman, Jac. | 87 | 3835 | 65 | 44.1 | 9 | 1 | 8 | 15 | 30 | 228 | 29 38.9 |
| 15) | R. Allen, N.E. | 58 | 2515 | 60 | 43.4 | 3 | 0 | 13 | 5 | 23 | 105 | 24 40.5 |
| 16) | Berry, Pit. | 64 | 2763 | 62 | 43.2 | 2 | 0 | 6 | 9 | 23 | 177 | 26 39.8 |

AFC / LEADING PUNTERS, NET AVERAGE

| Rank | Player, Team | No | Yards | Lg | Avg | TB | Blk | Dwn | OB | Opp Ret | In 20 | Net Avg |
|------|----------------|----|-------|----|------|----|-----|-----|----|---------|-------|---------|
| 1) | Kern, Ten. | 75 | 3728 | 74 | 49.7 | 5 | 0 | 5 | 15 | 41 | 286 | 28 44.6 |
| 2) | King, Oak. | 69 | 3270 | 65 | 47.4 | 6 | 0 | 10 | 6 | 32 | 205 | 28 42.7 |
| 3) | *Sanchez, Ind. | 84 | 3764 | 61 | 44.8 | 3 | 1 | 19 | 16 | 19 | 80 | 28 42.6 |
| 4) | Kaser, LA-C | 74 | 3558 | 69 | 48.1 | 9 | 0 | 7 | 4 | 48 | 319 | 27 41.3 |
| 5) | Lechler, Hou. | 92 | 4507 | 68 | 49.0 | 5 | 0 | 8 | 8 | 49 | 608 | 32 41.3 |
| 6) | Colquitt, K.C. | 65 | 2936 | 77 | 45.2 | 5 | 0 | 9 | 5 | 24 | 164 | 29 41.1 |
| 7) | Huber, Cin. | 88 | 4101 | 63 | 46.6 | 3 | 1 | 12 | 7 | 43 | 410 | 32 40.8 |
| 8) | *Haack, Mia. | 83 | 3695 | 64 | 44.5 | 5 | 0 | 17 | 6 | 35 | 220 | 30 40.7 |
| 9) | Colquitt, Cle. | 80 | 3811 | 67 | 47.6 | 2 | 1 | 15 | 5 | 45 | 482 | 24 40.6 |
| 10) | R. Allen, N.E. | 58 | 2515 | 60 | 43.4 | 3 | 0 | 13 | 5 | 23 | 105 | 24 40.5 |
| 11) | Edwards, NY-J | 94 | 4378 | 70 | 46.6 | 4 | 0 | 10 | 8 | 49 | 491 | 33 40.5 |
| 12) | Schmidt, Buf. | 79 | 3529 | 60 | 44.7 | 6 | 0 | 9 | 10 | 38 | 210 | 28 40.5 |
| 13) | Koch, Bal. | 84 | 3765 | 67 | 44.8 | 3 | 1 | 13 | 16 | 34 | 277 | 40 40.3 |
| 14) | Dixon, Den. | 73 | 3331 | 60 | 45.6 | 3 | 2 | 12 | 5 | 30 | 258 | 23 40.2 |
| 15) | Berry, Pit. | 64 | 2763 | 62 | 43.2 | 2 | 0 | 6 | 9 | 23 | 177 | 26 39.8 |
| 16) | Nortman, Jac. | 87 | 3835 | 65 | 44.1 | 9 | 1 | 8 | 15 | 30 | 228 | 29 38.9 |

AFC / PUNT RETURN LEADERS

| Rank | Player, Team | Ret | FC | Yards | Avg | Long | TD |
|------|-----------------|-----|----|-------|------|------|----|
| 1) | Campanaro, Bal. | 27 | 18 | 291 | 10.8 | 77t | 1 |
| 2) | Mickens, Jac. | 28 | 19 | 287 | 10.3 | 72 | 1 |
| 3) | Tate, Buf. | 20 | 6 | 193 | 9.7 | 40 | 0 |
| 4) | Benjamin, LA-C | 27 | 25 | 257 | 9.5 | 65t | 1 |
| 5) | *McKenzie, Den. | 21 | 7 | 183 | 8.7 | 44 | 0 |
| 6) | Amendola, N.E. | 27 | 18 | 231 | 8.6 | 40 | 0 |
| 7) | *Jackson, Ten. | 34 | 9 | 290 | 8.5 | 46 | 0 |
| 8) | Hill, K.C. | 25 | 9 | 204 | 8.2 | 82t | 1 |
| 9) | Grant, Mia. | 25 | 11 | 190 | 7.6 | 27 | 0 |
| 10) | Erickson, Cin. | 40 | 19 | 278 | 7.0 | 29 | 0 |
| 11) | *Peppers, Cle. | 30 | 15 | 180 | 6.0 | 25 | 0 |
| 12) | Richard, Oak. | 26 | 13 | 155 | 6.0 | 19 | 0 |

AFC / KICKOFF RETURN LEADERS

| Rank | Player, Team | Ret | Yards | Avg | Long | TD |
|------|----------------|-----|-------|------|------|----|
| 1) | D. Lewis, N.E. | 23 | 570 | 24.8 | 103t | 1 |
| 2) | A. Hunt, K.C. | 25 | 611 | 24.4 | 42 | 0 |
| 3) | *Jackson, Ten. | 25 | 578 | 23.1 | 57 | 0 |
| 4) | Grant, Mia. | 21 | 479 | 22.8 | 31 | 0 |
| 5) | Erickson, Cin. | 32 | 663 | 20.7 | 41 | 0 |
| 6) | Tate, Buf. | 28 | 548 | 19.6 | 29 | 0 |

AFC / LEADERS IN INTERCEPTIONS

| Rank | Player, Team | Int | Yards | Avg | Long | TD |
|------|------------------|-----|-------|------|------|----|
| 1) | Byard, Ten. | 8 | 130 | 16.3 | 33 | 0 |
| 2t) | Weddle, Bal. | 6 | 85 | 14.2 | 45t | 1 |
| 2t) | Bouye, Jac. | 6 | 70 | 11.7 | 51 | 0 |
| 4t) | Peters, K.C. | 5 | 137 | 27.4 | 62 | 0 |
| 4t) | Hyde, Buf. | 5 | 64 | 12.8 | 37 | 0 |
| 4t) | Boston, LA-C | 5 | 49 | 9.8 | 25 | 0 |
| 4t) | Poyer, Buf. | 5 | 33 | 6.6 | 19t | 1 |
| 8t) | *White, Buf. | 4 | 86 | 21.5 | 63 | 0 |
| 8t) | Gipson, Jac. | 4 | 83 | 20.8 | 67 | 0 |
| 8t) | X. Howard, Mia. | 4 | 71 | 17.8 | 30t | 1 |
| 8t) | Carr, Bal. | 4 | 57 | 14.3 | 33 | 0 |
| 8t) | Church, Jac. | 4 | 51 | 12.8 | 51t | 1 |
| 8t) | Mitchell, K.C. | 4 | 40 | 10.0 | 40 | 0 |
| 8t) | Ramsey, Jac. | 4 | 34 | 8.5 | 18 | 0 |
| 8t) | Harmon, N.E. | 4 | 12 | 3.0 | 12 | 0 |
| 8t) | Hayward, LA-C | 4 | 7 | 1.8 | 7 | 0 |
| 17t) | Davis, Pit. | 3 | 76 | 25.3 | 41 | 0 |
| 17t) | *Hooker, Ind. | 3 | 73 | 24.3 | 32 | 0 |
| 17t) | McCourty, Cle. | 3 | 59 | 19.7 | 56t | 1 |
| 17t) | J. Smith, Bal. | 3 | 58 | 19.3 | 50t | 1 |
| 17t) | Tel. Smith, Jac. | 3 | 56 | 18.7 | 28t | 1 |
| 17t) | Stewart, Den. | 3 | 33 | 11.0 | 24 | 0 |
| 17t) | Melvin, Ind. | 3 | 28 | 9.3 | 21 | 0 |
| 17t) | Hal, Hou. | 3 | 10 | 3.3 | 7 | 0 |
| 17t) | Shazier, Pit. | 3 | 2 | 0.7 | 2 | 0 |

AFC / LEADERS IN SACKS

| Rank | Player, Team | Sacks |
|------|-----------------------|-------|
| 1) | Campbell, Jac. (DE) | 14.5 |
| 2) | Bosa, LA-C (DE) | 12.5 |
| 3t) | Heyward, Pit. (DE) | 12.0 |
| 3t) | Ngakoue, Jac. (DE) | 12.0 |
| 5) | Suggs, Bal. (LB) | 11.0 |
| 6t) | Ingram, LA-C (LB) | 10.5 |
| 6t) | Mack, Oak. (DE) | 10.5 |
| 6t) | Wake, Mia. (DE) | 10.5 |
| 9) | Miller, Den. (LB) | 10.0 |
| 10t) | Clowney, Hou. (LB) | 9.5 |
| 10t) | Houston, K.C. (LB) | 9.5 |
| 12) | Atkins, Cin. (DT) | 9.0 |
| 13) | *Lawson, Cin. (DE) | 8.5 |
| 14t) | Fowler, Jac. (DE) | 8.0 |
| 14t) | Irvin, Oak. (LB) | 8.0 |
| 14t) | Jackson, Jac. (DT) | 8.0 |
| 14t) | Judon, Bal. (LB) | 8.0 |
| 14t) | Williams, Pit. (LB) | 8.0 |
| 19t) | Dunlap, Cin. (DE) | 7.5 |
| 19t) | Morgan, Ten. (LB) | 7.5 |
| 21t) | *Garrett, Cle. (DE) | 7.0 |
| 21t) | Orakpo, Ten. (LB) | 7.0 |
| 21t) | *Watt, Pit. (LB) | 7.0 |
| 24t) | T. Flowers, N.E. (DE) | 6.5 |
| 24t) | Jones, K.C. (DE) | 6.5 |
| 26t) | Casey, Ten. (DE) | 6.0 |
| 26t) | Dupree, Pit. (LB) | 6.0 |
| 28t) | S. Harris, Den. (DE) | 5.5 |
| 28t) | Sheard, Ind. (LB) | 5.5 |
| 28t) | Van Noy, N.E. (LB) | 5.5 |
| 31t) | Autry, Oak. (DE) | 5.0 |
| 31t) | Davis, NY-J (LB) | 5.0 |
| 31t) | M. Johnson, Cin. (DE) | 5.0 |
| 31t) | McCain, LA-C (DE) | 5.0 |
| 31t) | *Wise, N.E. (DT) | 5.0 |
| 31t) | Woodyard, Ten. (LB) | 5.0 |
| 37t) | Branch, Mia. (DE) | 4.5 |
| 37t) | Philon, LA-C (DE) | 4.5 |
| 37t) | Suh, Mia. (DT) | 4.5 |

AFC / FUMBLE RECOVERIES

| Rank | Player, Team | TotRec | OffRec | DefRec |
|------|------------------|--------|--------|--------|
| 1t) | Cutler, Mia. | 6 | 6 | 0 |
| 1t) | McCown, NY-J | 6 | 6 | 0 |
| 3t) | Brissett, Ind. | 5 | 5 | 0 |
| 3t) | Rivers, LA-C | 5 | 5 | 0 |
| 5t) | Erickson, Cin. | 4 | 4 | 0 |
| 5t) | Flacco, Bal. | 4 | 4 | 0 |
| 7t) | Bortles, Jac. | 3 | 3 | 0 |
| 7t) | D. Johnson, Cle. | 3 | 3 | 0 |
| 7t) | Jones, Pit. | 3 | 3 | 0 |
| 7t) | Jones, Mia. | 3 | 0 | 3 |
| 7t) | *McKenzie, Den. | 3 | 3 | 0 |
| 7t) | Mingo, Ind. | 3 | 0 | 3 |
| 7t) | Mosley, Bal. | 3 | 0 | 3 |
| 7t) | Richard, Oak. | 3 | 3 | 0 |
| 7t) | A. Smith, K.C. | 3 | 3 | 0 |
| 7t) | Yates, Buf.-Hou. | 3 | 3 | 0 |

WEEK 17 / THROUGH SUNDAY, DECEMBER 31, 2017

AFC / OFFENSIVE FUMBLE RECOVERIES

| Rank | Player, Team | Ret | Yards | Avg | Long | TD |
|------|----------------------|-----|-------|------|------|----|
| 1t) | Cutler, Mia. | 6 | 0 | 0.0 | 0 | 0 |
| 1t) | McCown, NY-J | 6 | 0 | 0.0 | 0 | 0 |
| 3t) | Brissett, Ind. | 5 | 0 | 0.0 | 0 | 0 |
| 3t) | Rivers, LA-C | 5 | 0 | 0.0 | 0 | 0 |
| 5t) | Erickson, Cin. | 4 | 0 | 0.0 | 0 | 0 |
| 5t) | Flacco, Bal. | 4 | 0 | 0.0 | 0 | 0 |
| 7t) | Bortles, Jac. | 3 | 0 | 0.0 | 0 | 0 |
| 7t) | D. Johnson, Cle. | 3 | 0 | 0.0 | 0 | 0 |
| 7t) | Jones, Pit. | 3 | 0 | 0.0 | 0 | 0 |
| 7t) | *McKenzie, Den. | 3 | 0 | 0.0 | 0 | 0 |
| 7t) | Richard, Oak. | 3 | 0 | 0.0 | 0 | 0 |
| 7t) | A. Smith, K.C. | 3 | 0 | 0.0 | 0 | 0 |
| 7t) | Yates, Buf.-Hou. | 3 | 0 | 0.0 | 0 | 0 |
| 14t) | B. Ellington, Hou. | 2 | 4 | 2.0 | 4 | 0 |
| 14t) | Andrews, N.E. | 2 | 0 | 0.0 | 0 | 0 |
| 14t) | Benjamin, LA-C | 2 | 0 | 0.0 | 0 | 0 |
| 14t) | Brady, N.E. | 2 | 0 | 0.0 | 0 | 0 |
| 14t) | Campanaro, Bal. | 2 | 0 | 0.0 | 0 | 0 |
| 14t) | Carpenter, NY-J | 2 | 0 | 0.0 | 0 | 0 |
| 14t) | *Dawkins, Buf. | 2 | 0 | 0.0 | 0 | 0 |
| 14t) | *Fournette, Jac. | 2 | 0 | 0.0 | 0 | 0 |
| 14t) | Gore, Ind. | 2 | 0 | 0.0 | 0 | 0 |
| 14t) | Hill, K.C. | 2 | 0 | 0.0 | 0 | 0 |
| 14t) | *Kizer, Cle. | 2 | 0 | 0.0 | 0 | 0 |
| 14t) | Landry, Mia. | 2 | 0 | 0.0 | 0 | 0 |
| 14t) | McGill, Oak. | 2 | 0 | 0.0 | 0 | 0 |
| 14t) | Mickens, Jac. | 2 | 0 | 0.0 | 0 | 0 |
| 14t) | C. Moore, Bal. | 2 | 0 | 0.0 | 0t | 1 |
| 14t) | *Peterman, Buf. | 2 | 0 | 0.0 | 0 | 0 |
| 14t) | Reedy, T.B.-N.E. | 2 | 0 | 0.0 | 0 | 0 |
| 14t) | Roethlisberger, Pit. | 2 | 0 | 0.0 | 0 | 0 |
| 14t) | *Thompson, Hou. | 2 | 0 | 0.0 | 0 | 0 |
| 14t) | Washington, Oak. | 2 | 0 | 0.0 | 0 | 0 |
| 14t) | Wright, Buf. | 2 | 0 | 0.0 | 0 | 0 |
| 14t) | Grant, Mia. | 2 | -13 | -6.5 | 0 | 0 |

AFC / DEFENSIVE FUMBLE RECOVERIES

| Rank | Player, Team | Ret | Yards | Avg | Long | TD |
|------|-------------------|-----|-------|------|------|----|
| 1t) | Jones, Mia. | 3 | 52 | 17.3 | 38t | 2 |
| 1t) | Mosley, Bal. | 3 | 18 | 6.0 | 18 | 0 |
| 1t) | Mingo, Ind. | 3 | 0 | 0.0 | 0 | 0 |
| 4t) | Clowney, Hou. | 2 | 71 | 35.5 | 49 | 1 |
| 4t) | Ngakoue, Jac. | 2 | 67 | 33.5 | 67t | 1 |
| 4t) | Fowler, Jac. | 2 | 53 | 26.5 | 53t | 1 |
| 4t) | Tel. Smith, Jac. | 2 | 52 | 26.0 | 52 | 1 |
| 4t) | *White, Buf. | 2 | 52 | 26.0 | 52t | 1 |
| 4t) | Peters, K.C. | 2 | 45 | 22.5 | 45t | 1 |
| 4t) | Ingram, LA-C | 2 | 39 | 19.5 | 39t | 1 |
| 4t) | Hayward, LA-C | 2 | 11 | 5.5 | 11 | 0 |
| 4t) | Skrine, NY-J | 2 | 8 | 4.0 | 8 | 0 |
| 4t) | Parker, K.C. | 2 | 7 | 3.5 | 7 | 0 |
| 4t) | Byard, Ten. | 2 | 6 | 3.0 | 6 | 0 |
| 4t) | Woodyard, Ten. | 2 | 4 | 2.0 | 4t | 1 |
| 4t) | *Adams, NY-J | 2 | 0 | 0.0 | 0 | 0 |
| 4t) | Burns, Pit. | 2 | 0 | 0.0 | 0 | 0 |
| 4t) | Carrie, Oak. | 2 | 0 | 0.0 | 0 | 0 |
| 4t) | Chung, N.E. | 2 | 0 | 0.0 | 0 | 0 |
| 4t) | Cowser, Oak. | 2 | 0 | 0.0 | 0 | 0 |
| 4t) | Jenkins, NY-J | 2 | 0 | 0.0 | 0 | 0 |
| 4t) | Morgan, Ten. | 2 | 0 | 0.0 | 0 | 0 |
| 4t) | Pierce, Bal. | 2 | 0 | 0.0 | 0 | 0 |
| 4t) | S. Williams, Cin. | 2 | 0 | 0.0 | 0 | 0 |

WEEK 17 / THROUGH SUNDAY, DECEMBER 31, 2017

NFC / LEADING PASSERS

| Player, Team | Pct | | | | Avg | | Pct | | | Pct | | Rating |
|------------------|-----|------|------|------|------|----|-----|------|-----|-----|--------|--------|
| | Att | Comp | Comp | Yds | Gain | TD | TD | Long | Int | Int | Points | |
| Brees, N.O. | 536 | 386 | 72.0 | 4334 | 8.09 | 23 | 4.3 | 54t | 8 | 1.5 | 103.9 | |
| Wentz, Phi. | 440 | 265 | 60.2 | 3296 | 7.49 | 33 | 7.5 | 72t | 7 | 1.6 | 101.9 | |
| Goff, LA-R | 477 | 296 | 62.1 | 3804 | 7.97 | 28 | 5.9 | 94t | 7 | 1.5 | 100.5 | |
| Stafford, Det. | 565 | 371 | 65.7 | 4446 | 7.87 | 29 | 5.1 | 71t | 10 | 1.8 | 99.3 | |
| Keenum, Min. | 481 | 325 | 67.6 | 3547 | 7.37 | 22 | 4.6 | 65t | 7 | 1.5 | 98.3 | |
| A. Rodgers, G.B. | 238 | 154 | 64.7 | 1675 | 7.04 | 16 | 6.7 | 72 | 6 | 2.5 | 97.2 | |
| Wilson, Sea. | 553 | 339 | 61.3 | 3983 | 7.20 | 34 | 6.1 | 74t | 11 | 2.0 | 95.4 | |
| Cousins, Was. | 540 | 347 | 64.3 | 4093 | 7.58 | 27 | 5.0 | 74 | 13 | 2.4 | 93.9 | |
| Winston, T.B. | 442 | 282 | 63.8 | 3504 | 7.93 | 19 | 4.3 | 70 | 11 | 2.5 | 92.2 | |
| Ryan, Atl. | 529 | 342 | 64.7 | 4095 | 7.74 | 20 | 3.8 | 88t | 12 | 2.3 | 91.4 | |
| Prescott, Dal. | 490 | 308 | 62.9 | 3324 | 6.78 | 22 | 4.5 | 81t | 13 | 2.7 | 86.6 | |
| Palmer, Ariz | 267 | 164 | 61.4 | 1978 | 7.41 | 9 | 3.4 | 46 | 7 | 2.6 | 84.4 | |
| Newton, Car. | 492 | 291 | 59.1 | 3302 | 6.71 | 22 | 4.5 | 64 | 16 | 3.3 | 80.7 | |
| Manning, NY-G | 571 | 352 | 61.6 | 3468 | 6.07 | 19 | 3.3 | 77t | 13 | 2.3 | 80.4 | |
| *Trubisky, Chi. | 330 | 196 | 59.4 | 2193 | 6.65 | 7 | 2.1 | 70 | 7 | 2.1 | 77.5 | |
| Hundley, G.B. | 316 | 192 | 60.8 | 1836 | 5.81 | 9 | 2.8 | 55t | 12 | 3.8 | 70.6 | |
| *Beathard, S.F. | 224 | 123 | 54.9 | 1430 | 6.38 | 4 | 1.8 | 83t | 6 | 2.7 | 69.2 | |

NFC / LEADING PASSERS, RANKS

| Player, Team | Pct | | | | Avg | | Pct | | | Pct | | Rating |
|------------------|-----|------|------|-----|------|-----|-----|------|-----|-----|--------|--------|
| | Att | Comp | Comp | Yds | Gain | TD | TD | Long | Int | Int | Points | |
| Brees, N.O. | 5 | 1 | 1 | 2 | 1 | 6 | 11 | | 8 | 3 | 1 | |
| Wentz, Phi. | 12 | 12 | 14 | 12 | 7 | 2 | 1 | | 3t | 4 | 2 | |
| Goff, LA-R | 10 | 9 | 9 | 6 | 2 | 4 | 4 | | 3t | 2 | 3 | |
| Stafford, Det. | 2 | 2 | 3 | 1 | 4 | 3 | 5 | | 9 | 5 | 4 | |
| Keenum, Min. | 9 | 7 | 2 | 7 | 9 | 7t | 7 | | 3t | 1 | 5 | |
| A. Rodgers, G.B. | 16 | 16 | 4 | 16 | 11 | 13 | 2 | | 1t | 12 | 6 | |
| Wilson, Sea. | 3 | 6 | 12 | 5 | 10 | 1 | 3 | | 10t | 6 | 7 | |
| Cousins, Was. | 4 | 4 | 6 | 4 | 6 | 5 | 6 | | 14t | 10 | 8 | |
| Winston, T.B. | 11 | 11 | 7 | 8 | 3 | 11t | 10 | | 10t | 11 | 9 | |
| Ryan, Atl. | 6 | 5 | 5 | 3 | 5 | 10 | 12 | | 12t | 8 | 10 | |
| Prescott, Dal. | 8 | 8 | 8 | 10 | 12 | 7t | 8 | | 14t | 14 | 11 | |
| Palmer, Ariz | 15 | 15 | 11 | 14 | 8 | 14t | 13 | | 3t | 13 | 12 | |
| Newton, Car. | 7 | 10 | 16 | 11 | 13 | 7t | 9 | | 17 | 16 | 13 | |
| Manning, NY-G | 1 | 3 | 10 | 9 | 16 | 11t | 14 | | 14t | 9 | 14 | |
| *Trubisky, Chi. | 13 | 13 | 15 | 13 | 14 | 16t | 16 | | 3t | 7 | 15 | |
| Hundley, G.B. | 14 | 14 | 13 | 15 | 17 | 14t | 15 | | 12t | 17 | 16 | |
| *Beathard, S.F. | 17 | 17 | 17 | 18 | 15 | 22t | 17 | | 1t | 15 | 17 | |

NFC / FOURTH-QUARTER PASSING LEADERS

| Rank | Player, Team | Att | Comp | Comp% | Yards | YPA | TD | TD% | Int | Int% | Rating |
|------|-------------------|-----|------|-------|-------|------|----|------|-----|------|--------|
| 1) | Wilson, Sea. | 139 | 94 | 67.6 | 1303 | 9.37 | 19 | 13.7 | 1 | 0.7 | 134.1 |
| 2) | A. Rodgers, G.B. | 71 | 47 | 66.2 | 501 | 7.06 | 7 | 9.9 | 0 | 0.0 | 119.5 |
| 3) | Brees, N.O. | 137 | 107 | 78.1 | 1236 | 9.02 | 8 | 5.8 | 2 | 1.5 | 117.6 |
| 4) | Fitzpatrick, T.B. | 52 | 33 | 63.5 | 380 | 7.31 | 4 | 7.7 | 1 | 1.9 | 103.0 |
| 5) | Ryan, Atl. | 139 | 91 | 65.5 | 1107 | 7.96 | 9 | 6.5 | 3 | 2.2 | 102.4 |
| 6) | Winston, T.B. | 130 | 84 | 64.6 | 1087 | 8.36 | 9 | 6.9 | 4 | 3.1 | 101.0 |
| 7) | Prescott, Dal. | 138 | 89 | 64.5 | 1139 | 8.25 | 9 | 6.5 | 6 | 4.3 | 93.8 |
| 8) | Stafford, Det. | 139 | 80 | 57.6 | 1119 | 8.05 | 9 | 6.5 | 4 | 2.9 | 93.2 |
| 9) | Wentz, Phi. | 88 | 54 | 61.4 | 605 | 6.88 | 5 | 5.7 | 2 | 2.3 | 91.3 |
| 10) | Cousins, Was. | 143 | 93 | 65.0 | 1053 | 7.36 | 8 | 5.6 | 5 | 3.5 | 91.0 |
| 11) | Keenum, Min. | 101 | 62 | 61.4 | 663 | 6.56 | 5 | 5.0 | 2 | 2.0 | 88.8 |
| 12) | Glennon, Chi. | 69 | 45 | 65.2 | 410 | 5.94 | 2 | 2.9 | 1 | 1.4 | 84.8 |
| 13) | Palmer, Ariz | 80 | 46 | 57.5 | 573 | 7.16 | 2 | 2.5 | 1 | 1.3 | 83.0 |
| 14) | Manning, NY-G | 176 | 111 | 63.1 | 1096 | 6.23 | 7 | 4.0 | 5 | 2.8 | 82.0 |
| 15) | Goff, LA-R | 98 | 56 | 57.1 | 677 | 6.91 | 3 | 3.1 | 3 | 3.1 | 75.9 |
| 16) | Hundley, G.B. | 117 | 71 | 60.7 | 693 | 5.92 | 3 | 2.6 | 6 | 5.1 | 64.5 |
| 17) | *Trubisky, Chi. | 117 | 64 | 54.7 | 651 | 5.56 | 4 | 3.4 | 5 | 4.3 | 64.4 |
| 18) | *Beathard, S.F. | 73 | 40 | 54.8 | 375 | 5.14 | 1 | 1.4 | 2 | 2.7 | 62.3 |
| 19) | Newton, Car. | 111 | 60 | 54.1 | 661 | 5.95 | 5 | 4.5 | 7 | 6.3 | 60.7 |
| 20) | Gabbert, Ariz | 61 | 30 | 49.2 | 362 | 5.93 | 1 | 1.6 | 3 | 4.9 | 52.8 |
| 21) | Stanton, Ariz | 41 | 17 | 41.5 | 199 | 4.85 | 0 | 0.0 | 1 | 2.4 | 46.7 |

NFC / THIRD-DOWN PASSING LEADERS

| Rank | Player, Team | Att | Comp | Comp% | Yards | YPA | TD | TD% | Int | Int% | Rating |
|------|-----------------|-----|------|-------|-------|------|----|------|-----|------|--------|
| 1) | Wentz, Phi. | 124 | 81 | 65.3 | 1178 | 9.50 | 14 | 11.3 | 3 | 2.4 | 123.7 |
| 2) | Stafford, Det. | 153 | 91 | 59.5 | 1227 | 8.02 | 13 | 8.5 | 1 | 0.7 | 110.7 |
| 3) | Goff, LA-R | 142 | 92 | 64.8 | 1051 | 7.40 | 11 | 7.7 | 2 | 1.4 | 106.9 |
| 4) | Brees, N.O. | 146 | 99 | 67.8 | 1049 | 7.18 | 5 | 3.4 | 2 | 1.4 | 94.2 |
| 5) | Winston, T.B. | 103 | 64 | 62.1 | 852 | 8.27 | 5 | 4.9 | 3 | 2.9 | 92.4 |
| 6) | Ryan, Atl. | 140 | 86 | 61.4 | 1059 | 7.56 | 8 | 5.7 | 4 | 2.9 | 91.9 |
| 7) | *Trubisky, Chi. | 99 | 61 | 61.6 | 777 | 7.85 | 2 | 2.0 | 1 | 1.0 | 88.7 |
| 8) | Cousins, Was. | 159 | 91 | 57.2 | 1102 | 6.93 | 10 | 6.3 | 5 | 3.1 | 86.5 |
| 9) | Keenum, Min. | 149 | 95 | 63.8 | 1053 | 7.07 | 3 | 2.0 | 2 | 1.3 | 85.8 |
| 10) | Prescott, Dal. | 149 | 94 | 63.1 | 998 | 6.70 | 6 | 4.0 | 4 | 2.7 | 84.8 |
| 11) | Wilson, Sea. | 143 | 81 | 56.6 | 809 | 5.66 | 4 | 2.8 | 2 | 1.4 | 76.4 |
| 12) | Manning, NY-G | 157 | 84 | 53.5 | 906 | 5.77 | 5 | 3.2 | 4 | 2.5 | 70.7 |
| 13) | Hundley, G.B. | 87 | 50 | 57.5 | 547 | 6.29 | 4 | 4.6 | 6 | 6.9 | 62.8 |
| 14) | Newton, Car. | 151 | 80 | 53.0 | 1051 | 6.96 | 8 | 5.3 | 12 | 7.9 | 59.8 |

WEEK 17 / THROUGH SUNDAY, DECEMBER 31, 2017

NFC / LEADING RUSHERS

| Rank | Player, Team | Att | Yards | Avg | Long | TD |
|------|------------------------|-----|-------|-----|------|----|
| 1) | Gurley, LA-R | 279 | 1305 | 4.7 | 57t | 13 |
| 2) | Ingram, N.O. | 230 | 1124 | 4.9 | 72 | 12 |
| 3) | Howard, Chi. | 276 | 1122 | 4.1 | 53 | 9 |
| 4) | E. Elliott, Dal. | 242 | 983 | 4.1 | 30 | 7 |
| 5) | Hyde, S.F. | 240 | 940 | 3.9 | 61 | 8 |
| 6) | Ajayi, Mia.-Phi. | 208 | 873 | 4.2 | 71 | 1 |
| 7) | Freeman, Atl. | 196 | 865 | 4.4 | 44 | 7 |
| 8) | Murray, Min. | 216 | 842 | 3.9 | 46 | 8 |
| 9) | Blount, Phi. | 173 | 766 | 4.4 | 68 | 2 |
| 10) | Newton, Car. (QB) | 139 | 754 | 5.4 | 69 | 6 |
| 11) | Darkwa, NY-G | 171 | 751 | 4.4 | 75t | 5 |
| 12) | *Kamara, N.O. | 120 | 728 | 6.1 | 74t | 8 |
| 13) | Stewart, Car. | 198 | 680 | 3.4 | 60t | 6 |
| 14) | T. Coleman, Atl. | 156 | 628 | 4.0 | 52 | 5 |
| 15) | *Perine, Was. | 175 | 603 | 3.4 | 30 | 1 |
| 16) | Wilson, Sea. (QB) | 95 | 586 | 6.2 | 31 | 3 |
| 17) | McKinnon, Min. | 150 | 570 | 3.8 | 58t | 3 |
| 18) | *Williams, G.B. | 153 | 556 | 3.6 | 25 | 4 |
| 19) | Abdullah, Det. | 165 | 552 | 3.3 | 34 | 4 |
| 20) | Morris, Dal. | 115 | 547 | 4.8 | 70 | 1 |
| 21) | A. Peterson, N.O.-Ariz | 156 | 529 | 3.4 | 27t | 2 |
| 22) | *Gallman, NY-G | 111 | 476 | 4.3 | 24 | 0 |
| 23) | *Breida, S.F. | 105 | 465 | 4.4 | 33t | 2 |
| 24) | *A. Jones, G.B. | 81 | 448 | 5.5 | 46t | 4 |
| 25) | *McCaffrey, Car. | 117 | 435 | 3.7 | 40 | 2 |
| 26) | K. Williams, Ariz | 120 | 426 | 3.6 | 25 | 1 |
| 27) | Barber, T.B. | 108 | 423 | 3.9 | 34 | 3 |
| 28) | Martin, T.B. | 138 | 406 | 2.9 | 27 | 3 |
| 29) | *Cohen, Chi. | 87 | 370 | 4.3 | 46 | 2 |
| 30) | Prescott, Dal. (QB) | 57 | 357 | 6.3 | 21 | 6 |

NFC / THIRD-AND-ONE RUSHING LEADERS

| Rank | Player, Team | Att | FD | Pct |
|------|------------------|-----|----|-------|
| 1t) | Freeman, Atl. | 12 | 12 | 100.0 |
| 1t) | Murray, Min. | 6 | 6 | 100.0 |
| 1t) | Wentz, Phi. | 6 | 6 | 100.0 |
| 1t) | Barber, T.B. | 4 | 4 | 100.0 |
| 1t) | Palmer, Ariz | 4 | 4 | 100.0 |
| 6) | Newton, Car. | 10 | 9 | 90.0 |
| 7) | E. Elliott, Dal. | 9 | 8 | 88.9 |
| 8) | Stewart, Car. | 8 | 7 | 87.5 |
| 9) | Ingram, N.O. | 7 | 6 | 85.7 |
| 10) | *Williams, G.B. | 9 | 7 | 77.8 |
| 11t) | Darkwa, NY-G | 10 | 7 | 70.0 |
| 11t) | Howard, Chi. | 10 | 7 | 70.0 |
| 13t) | Ajayi, Mia.-Phi. | 6 | 4 | 66.7 |
| 13t) | Blount, Phi. | 6 | 4 | 66.7 |
| 15) | T. Coleman, Atl. | 7 | 4 | 57.1 |
| 16) | Hyde, S.F. | 11 | 6 | 54.5 |
| 17) | Gurley, LA-R | 14 | 6 | 42.9 |

WEEK 17 / THROUGH SUNDAY, DECEMBER 31, 2017

NFC / LEADERS IN RECEPTIONS

| Rank | Player, Team | Rec | Yards | Avg | Long | TD |
|------|-----------------------|-----|-------|------|------|----|
| 1) | Fitzgerald, Ariz | 109 | 1156 | 10.6 | 37 | 6 |
| 2) | Thomas, N.O. | 104 | 1245 | 12.0 | 43 | 5 |
| 3) | Tate, Det. | 92 | 1003 | 10.9 | 71t | 5 |
| 4) | Thielen, Min. | 91 | 1276 | 14.0 | 65t | 4 |
| 5) | Ju. Jones, Atl. | 88 | 1444 | 16.4 | 53 | 3 |
| 6) | *Kamara, N.O. (RB) | 81 | 826 | 10.2 | 40 | 5 |
| 7) | *McCaffrey, Car. (RB) | 80 | 651 | 8.1 | 37 | 5 |
| 8) | Baldwin, Sea. | 75 | 991 | 13.2 | 54 | 8 |
| 9t) | D. Adams, G.B. | 74 | 885 | 12.0 | 55t | 10 |
| 9t) | Ertz, Phi. (TE) | 74 | 824 | 11.1 | 53 | 8 |
| 11) | M. Evans, T.B. | 71 | 1001 | 14.1 | 42t | 5 |
| 12) | Bryant, Dal. | 69 | 838 | 12.1 | 50t | 6 |
| 13) | Sanu, Atl. | 67 | 703 | 10.5 | 25 | 5 |
| 14t) | Crowder, Was. | 66 | 789 | 12.0 | 41 | 3 |
| 14t) | Cobb, G.B. | 66 | 653 | 9.9 | 46 | 4 |
| 16t) | Diggs, Min. | 64 | 849 | 13.3 | 59t | 8 |
| 16t) | Gurley, LA-R (RB) | 64 | 788 | 12.3 | 80t | 6 |
| 16t) | *Engram, NY-G (TE) | 64 | 722 | 11.3 | 35 | 6 |
| 19t) | Funchess, Car. | 63 | 840 | 13.3 | 44 | 8 |
| 19t) | Witten, Dal. (TE) | 63 | 560 | 8.9 | 28t | 5 |
| 21t) | *Kupp, LA-R | 62 | 869 | 14.0 | 64 | 5 |
| 21t) | Agholor, Phi. | 62 | 768 | 12.4 | 72t | 8 |
| 23t) | M. Jones, Det. | 61 | 1101 | 18.0 | 58 | 9 |
| 23t) | Humphries, T.B. | 61 | 631 | 10.3 | 43 | 1 |
| 25t) | Shepard, NY-G | 59 | 731 | 12.4 | 77t | 2 |
| 25t) | Wright, Chi. | 59 | 614 | 10.4 | 22 | 1 |
| 25t) | Hyde, S.F. (RB) | 59 | 350 | 5.9 | 18 | 0 |
| 28) | Ingram, N.O. (RB) | 58 | 416 | 7.2 | 54 | 0 |
| 29t) | Jeffery, Phi. | 57 | 789 | 13.8 | 53t | 9 |
| 29t) | Rudolph, Min. (TE) | 57 | 532 | 9.3 | 34 | 8 |
| 29t) | Graham, Sea. (TE) | 57 | 520 | 9.1 | 33 | 10 |

NFC / RECEIVING YARDAGE LEADERS

| Rank | Player, Team | Yards | Rec | Avg | Long | TD |
|------|-----------------------|-------|-----|------|------|----|
| 1) | Ju. Jones, Atl. | 1444 | 88 | 16.4 | 53 | 3 |
| 2) | Thielen, Min. | 1276 | 91 | 14.0 | 65t | 4 |
| 3) | Thomas, N.O. | 1245 | 104 | 12.0 | 43 | 5 |
| 4) | Fitzgerald, Ariz | 1156 | 109 | 10.6 | 37 | 6 |
| 5) | M. Jones, Det. | 1101 | 61 | 18.0 | 58 | 9 |
| 6) | Tate, Det. | 1003 | 92 | 10.9 | 71t | 5 |
| 7) | M. Evans, T.B. | 1001 | 71 | 14.1 | 42t | 5 |
| 8) | Baldwin, Sea. | 991 | 75 | 13.2 | 54 | 8 |
| 9) | Goodwin, S.F. | 962 | 56 | 17.2 | 83t | 2 |
| 10) | D. Adams, G.B. | 885 | 74 | 12.0 | 55t | 10 |
| 11) | *Kupp, LA-R | 869 | 62 | 14.0 | 64 | 5 |
| 12) | Diggs, Min. | 849 | 64 | 13.3 | 59t | 8 |
| 13) | Funchess, Car. | 840 | 63 | 13.3 | 44 | 8 |
| 14) | Bryant, Dal. | 838 | 69 | 12.1 | 50t | 6 |
| 15) | *Kamara, N.O. (RB) | 826 | 81 | 10.2 | 40 | 5 |
| 16) | Ertz, Phi. (TE) | 824 | 74 | 11.1 | 53 | 8 |
| 17t) | Crowder, Was. | 789 | 66 | 12.0 | 41 | 3 |
| 17t) | Jeffery, Phi. | 789 | 57 | 13.8 | 53t | 9 |
| 19) | Gurley, LA-R (RB) | 788 | 64 | 12.3 | 80t | 6 |
| 20) | Ginn, N.O. | 787 | 53 | 14.8 | 54t | 4 |
| 21) | Woods, LA-R | 781 | 56 | 13.9 | 94t | 5 |
| 22) | Agholor, Phi. | 768 | 62 | 12.4 | 72t | 8 |
| 23) | Shepard, NY-G | 731 | 59 | 12.4 | 77t | 2 |
| 24) | *Engram, NY-G (TE) | 722 | 64 | 11.3 | 35 | 6 |
| 25t) | P. Richardson, Sea. | 703 | 44 | 16.0 | 61t | 6 |
| 25t) | Sanu, Atl. | 703 | 67 | 10.5 | 25 | 5 |
| 27) | Jackson, T.B. | 668 | 50 | 13.4 | 41 | 3 |
| 28) | Cobb, G.B. | 653 | 66 | 9.9 | 46 | 4 |
| 29) | *McCaffrey, Car. (RB) | 651 | 80 | 8.1 | 37 | 5 |
| 30) | V. Davis, Was. (TE) | 648 | 43 | 15.1 | 69 | 3 |

WEEK 17 / THROUGH SUNDAY, DECEMBER 31, 2017

NFC / THIRD-DOWN RECEIVING LEADERS

| Rank | Player, Team | Rec | Yards | Avg | Long | TD |
|------|-----------------------|-----|-------|------|------|----|
| 1) | Thielen, Min. | 33 | 428 | 13.0 | 38 | 0 |
| 2) | Fitzgerald, Ariz | 30 | 345 | 11.5 | 33 | 1 |
| 3) | Thomas, N.O. | 28 | 318 | 11.4 | 28 | 2 |
| 4) | *Taylor, S.F. | 27 | 282 | 10.4 | 33 | 2 |
| 5) | Tate, Det. | 26 | 352 | 13.5 | 45t | 2 |
| 6) | Crowder, Was. | 24 | 275 | 11.5 | 38 | 1 |
| 7) | *Kupp, LA-R | 23 | 323 | 14.0 | 64 | 4 |
| 8t) | Agholor, Phi. | 22 | 385 | 17.5 | 72t | 3 |
| 8t) | Ju. Jones, Atl. | 22 | 334 | 15.2 | 51t | 1 |
| 8t) | Brate, T.B. (TE) | 22 | 265 | 12.0 | 28t | 3 |
| 11t) | Funchess, Car. | 21 | 294 | 14.0 | 44 | 4 |
| 11t) | Woods, LA-R | 21 | 242 | 11.5 | 52t | 2 |
| 11t) | Wright, Chi. | 21 | 226 | 10.8 | 18 | 1 |
| 11t) | *Kamara, N.O. (RB) | 21 | 123 | 5.9 | 22 | 1 |
| 15) | *McCaffrey, Car. (RB) | 20 | 245 | 12.3 | 21t | 1 |
| 16t) | Baldwin, Sea. | 19 | 246 | 12.9 | 47 | 1 |
| 16t) | Jeffery, Phi. | 19 | 238 | 12.5 | 20 | 1 |
| 16t) | *Engram, NY-G (TE) | 19 | 225 | 11.8 | 28 | 1 |
| 16t) | Sanu, Atl. | 19 | 192 | 10.1 | 25 | 3 |
| 20t) | Diggs, Min. | 18 | 185 | 10.3 | 59t | 3 |
| 20t) | McKinnon, Min. (RB) | 18 | 156 | 8.7 | 41 | 0 |
| 20t) | Witten, Dal. (TE) | 18 | 129 | 7.2 | 13 | 0 |
| 23t) | M. Jones, Det. | 17 | 346 | 20.4 | 58 | 3 |
| 23t) | Shepard, NY-G | 17 | 252 | 14.8 | 67t | 1 |
| 23t) | Cobb, G.B. | 17 | 204 | 12.0 | 38 | 1 |
| 23t) | Humphries, T.B. | 17 | 174 | 10.2 | 43 | 0 |
| 27t) | D. Adams, G.B. | 16 | 255 | 15.9 | 55t | 4 |
| 27t) | Ebron, Det. (TE) | 16 | 195 | 12.2 | 33t | 4 |
| 27t) | Lockett, Sea. | 16 | 180 | 11.3 | 41 | 1 |
| 27t) | Ertz, Phi. (TE) | 16 | 175 | 10.9 | 23 | 3 |
| 27t) | Bryant, Dal. | 16 | 168 | 10.5 | 24 | 2 |
| 27t) | Gurley, LA-R (RB) | 16 | 149 | 9.3 | 28 | 2 |
| 27t) | Nelson, G.B. | 16 | 138 | 8.6 | 32t | 3 |

WEEK 17 / THROUGH SUNDAY, DECEMBER 31, 2017

NFC / LEADING SCORERS, NONKICKERS

| Rank | Player, Team | TD | Rush | Rec | Ret | X2 | Pts |
|------|--------------------------|----|------|-----|-----|----|-----|
| 1) | Gurley, LA-R (RB) | 19 | 13 | 6 | 0 | 0 | 114 |
| 2) | *Kamara, N.O. (RB) | 14 | 8 | 5 | 1 | 1 | 86 |
| 3) | Ingram, N.O. (RB) | 12 | 12 | 0 | 0 | 0 | 72 |
| 4) | Graham, Sea. (TE) | 10 | 0 | 10 | 0 | 1 | 62 |
| 5t) | D. Adams, G.B. (WR) | 10 | 0 | 10 | 0 | 0 | 60 |
| 5t) | Jeffery, Phi. (WR) | 9 | 0 | 9 | 0 | 3 | 60 |
| 7t) | Agholor, Phi. (WR) | 9 | 0 | 8 | 1 | 0 | 54 |
| 7t) | E. Elliott, Dal. (RB) | 9 | 7 | 2 | 0 | 0 | 54 |
| 7t) | Howard, Chi. (RB) | 9 | 9 | 0 | 0 | 0 | 54 |
| 7t) | M. Jones, Det. (WR) | 9 | 0 | 9 | 0 | 0 | 54 |
| 11) | Baldwin, Sea. (WR) | 8 | 0 | 8 | 0 | 1 | 50 |
| 12t) | T. Coleman, Atl. (RB) | 8 | 5 | 3 | 0 | 0 | 48 |
| 12t) | Diggs, Min. (WR) | 8 | 0 | 8 | 0 | 0 | 48 |
| 12t) | Ertz, Phi. (TE) | 8 | 0 | 8 | 0 | 0 | 48 |
| 12t) | Freeman, Atl. (RB) | 8 | 7 | 1 | 0 | 0 | 48 |
| 12t) | Funchess, Car. (WR) | 8 | 0 | 8 | 0 | 0 | 48 |
| 12t) | Hyde, S.F. (RB) | 8 | 8 | 0 | 0 | 0 | 48 |
| 12t) | Murray, Min. (RB) | 8 | 8 | 0 | 0 | 0 | 48 |
| 12t) | Rudolph, Min. (TE) | 8 | 0 | 8 | 0 | 0 | 48 |
| 12t) | Watkins, LA-R (WR) | 8 | 0 | 8 | 0 | 0 | 48 |
| 21t) | *McCaffrey, Car. (RB) | 7 | 2 | 5 | 0 | 0 | 42 |
| 21t) | Stewart, Car. (RB) | 7 | 6 | 1 | 0 | 0 | 42 |
| 23t) | *Clement, Phi. (RB) | 6 | 4 | 2 | 0 | 1 | 38 |
| 23t) | Fitzgerald, Ariz (WR) | 6 | 0 | 6 | 0 | 1 | 38 |
| 23t) | Newton, Car. (QB) | 6 | 6 | 0 | 0 | 1 | 38 |
| 26t) | Brate, T.B. (TE) | 6 | 0 | 6 | 0 | 0 | 36 |
| 26t) | Bryant, Dal. (WR) | 6 | 0 | 6 | 0 | 0 | 36 |
| 26t) | Doctson, Was. (WR) | 6 | 0 | 6 | 0 | 0 | 36 |
| 26t) | *Engram, NY-G (TE) | 6 | 0 | 6 | 0 | 0 | 36 |
| 26t) | *Howard, T.B. (TE) | 6 | 0 | 6 | 0 | 0 | 36 |
| 26t) | Nelson, G.B. (WR) | 6 | 0 | 6 | 0 | 0 | 36 |
| 26t) | Prescott, Dal. (QB) | 6 | 6 | 0 | 0 | 0 | 36 |
| 26t) | P. Richardson, Sea. (WR) | 6 | 0 | 6 | 0 | 0 | 36 |
| 26t) | Thompson, Was. (RB) | 6 | 2 | 4 | 0 | 0 | 36 |
| 26t) | *Williams, G.B. (RB) | 6 | 4 | 2 | 0 | 0 | 36 |

NFC / LEADING SCORERS, KICKERS

| Rank | Player, Team | PAT | FG | Pct | Long | Pts |
|------|---------------------|-------|-------|-------|------|-----|
| 1) | Zuerlein, LA-R | 44/46 | 38/40 | .950 | 56 | 158 |
| 2) | Gould, S.F. | 28/30 | 39/41 | .951 | 52 | 145 |
| 3) | Lutz, N.O. | 47/50 | 31/36 | .861 | 53 | 140 |
| 4) | Bryant, Atl. | 35/35 | 34/39 | .872 | 57 | 137 |
| 5t) | Forbath, Min. | 34/39 | 32/38 | .842 | 53 | 130 |
| 5t) | Prater, Det. | 40/41 | 30/35 | .857 | 58 | 130 |
| 7) | Gano, Car. | 34/37 | 29/30 | .967 | 48 | 121 |
| 8) | Dawson, Ariz | 23/26 | 32/40 | .800 | 57 | 119 |
| 9) | *Elliott, Cin.-Phi. | 39/42 | 26/31 | .839 | 61 | 117 |
| 10) | Walsh, Sea. | 37/38 | 21/29 | .724 | 49 | 100 |
| 11t) | Crosby, G.B. | 33/35 | 15/19 | .789 | 50 | 78 |
| 11t) | P. Murray, T.B. | 21/22 | 19/23 | .826 | 50 | 78 |
| 13) | Rosas, NY-G | 20/23 | 18/25 | .720 | 52 | 74 |
| 14) | Bailey, Dal. | 26/28 | 15/20 | .750 | 56 | 71 |
| 15) | Hopkins, Was. | 18/19 | 14/17 | .824 | 49 | 60 |
| 16) | Barth, Chi. | 17/17 | 11/16 | .688 | 54 | 50 |
| 17) | Nugent, Dal.-Chi. | 15/17 | 11/13 | .846 | 55 | 48 |
| 18) | Santos, K.C.-Chi. | 14/14 | 4/ 5 | .800 | 39 | 26 |
| 19) | Folk, T.B. | 7/ 9 | 6/11 | .545 | 50 | 25 |
| 20t) | *Ficken, LA-R | 4/ 5 | 2/ 3 | .667 | 23 | 10 |
| 20t) | Sturgis, Phi. | 1/ 2 | 3/ 3 | 1.000 | 50 | 10 |
| 22) | Heath, Dal. | 2/ 3 | 0/ 0 | --- | -- | 2 |

NFC / TOUCHBACKS ON KICKOFFS

| Rank | Player, Team | TB |
|------|---------------------|----|
| 1) | Zuerlein, LA-R | 73 |
| 2) | Gano, Car. | 70 |
| 3) | Pinion, S.F. | 64 |
| 4) | Lutz, N.O. | 58 |
| 5) | Bosher, Atl. | 49 |
| 6) | Forbath, Min. | 44 |
| 7) | *Elliott, Cin.-Phi. | 42 |
| 8) | Walsh, Sea. | 39 |
| 9) | Crosby, G.B. | 36 |
| 10) | Dawson, Ariz | 34 |
| 11) | Bailey, Dal. | 32 |
| 12) | Hopkins, Was. | 29 |
| 13) | Rosas, NY-G | 26 |
| 14) | Martin, Det. | 25 |
| 15) | Nugent, Dal.-Chi. | 18 |
| 16) | Barth, Chi. | 17 |

NFC / MOST YARDS FROM SCRIMMAGE

| Rank | Player, Team | Total | | | Rushing | | | Receiving | | |
|------|-----------------------|-------|---------|------|---------|-----|------|-----------|-----|------|
| | | Yards | Att+Rec | Avg | Yards | Att | Avg | Yards | Rec | Avg |
| 1) | Gurley, LA-R (RB) | 2093 | 343 | 6.1 | 1305 | 279 | 4.7 | 788 | 64 | 12.3 |
| 2) | *Kamara, N.O. (RB) | 1554 | 201 | 7.7 | 728 | 120 | 6.1 | 826 | 81 | 10.2 |
| 3) | Ingram, N.O. (RB) | 1540 | 288 | 5.3 | 1124 | 230 | 4.9 | 416 | 58 | 7.2 |
| 4) | Ju. Jones, Atl. (WR) | 1459 | 89 | 16.4 | 15 | 1 | 15.0 | 1444 | 88 | 16.4 |
| 5) | Hyde, S.F. (RB) | 1290 | 299 | 4.3 | 940 | 240 | 3.9 | 350 | 59 | 5.9 |
| 6) | Thielen, Min. (WR) | 1287 | 92 | 14.0 | 11 | 1 | 11.0 | 1276 | 91 | 14.0 |
| 7) | E. Elliott, Dal. (RB) | 1252 | 268 | 4.7 | 983 | 242 | 4.1 | 269 | 26 | 10.3 |
| 8) | Howard, Chi. (RB) | 1247 | 299 | 4.2 | 1122 | 276 | 4.1 | 125 | 23 | 5.4 |
| 9) | Thomas, N.O. (WR) | 1245 | 104 | 12.0 | 0 | 0 | --- | 1245 | 104 | 12.0 |
| 10) | Freeman, Atl. (RB) | 1182 | 232 | 5.1 | 865 | 196 | 4.4 | 317 | 36 | 8.8 |
| 11) | Fitzgerald, Ariz (WR) | 1156 | 109 | 10.6 | 0 | 0 | --- | 1156 | 109 | 10.6 |
| 12) | M. Jones, Det. (WR) | 1101 | 61 | 18.0 | 0 | 0 | --- | 1101 | 61 | 18.0 |
| 13) | *McCaffrey, Car. (RB) | 1086 | 197 | 5.5 | 435 | 117 | 3.7 | 651 | 80 | 8.1 |
| 14) | Ajayi, Mia.-Phi. (RB) | 1031 | 232 | 4.4 | 873 | 208 | 4.2 | 158 | 24 | 6.6 |
| 15) | Tate, Det. (WR) | 1025 | 97 | 10.6 | 22 | 5 | 4.4 | 1003 | 92 | 10.9 |
| 16) | Goodwin, S.F. (WR) | 1006 | 60 | 16.8 | 44 | 4 | 11.0 | 962 | 56 | 17.2 |
| 17) | M. Evans, T.B. (WR) | 1001 | 71 | 14.1 | 0 | 0 | --- | 1001 | 71 | 14.1 |
| 18) | McKinnon, Min. (RB) | 991 | 201 | 4.9 | 570 | 150 | 3.8 | 421 | 51 | 8.3 |
| 19) | Baldwin, Sea. (WR) | 983 | 77 | 12.8 | -8 | 2 | -4.0 | 991 | 75 | 13.2 |
| 20) | Murray, Min. (RB) | 945 | 231 | 4.1 | 842 | 216 | 3.9 | 103 | 15 | 6.9 |
| 21) | T. Coleman, Atl. (RB) | 927 | 183 | 5.1 | 628 | 156 | 4.0 | 299 | 27 | 11.1 |
| 22) | D. Adams, G.B. (WR) | 885 | 74 | 12.0 | 0 | 0 | --- | 885 | 74 | 12.0 |
| 23) | *Kupp, LA-R (WR) | 869 | 62 | 14.0 | 0 | 0 | --- | 869 | 62 | 14.0 |
| 24) | Darkwa, NY-G (RB) | 867 | 190 | 4.6 | 751 | 171 | 4.4 | 116 | 19 | 6.1 |
| 25) | Diggs, Min. (WR) | 862 | 72 | 12.0 | 13 | 8 | 1.6 | 849 | 64 | 13.3 |
| 26) | Funchess, Car. (WR) | 840 | 63 | 13.3 | 0 | 0 | --- | 840 | 63 | 13.3 |
| 27) | Bryant, Dal. (WR) | 834 | 70 | 11.9 | -4 | 1 | -4.0 | 838 | 69 | 12.1 |
| 28) | Ginn, N.O. (WR) | 826 | 63 | 13.1 | 39 | 10 | 3.9 | 787 | 53 | 14.8 |
| 29) | Ertz, Phi. (TE) | 824 | 74 | 11.1 | 0 | 0 | --- | 824 | 74 | 11.1 |
| 30) | Crowder, Was. (WR) | 823 | 73 | 11.3 | 34 | 7 | 4.9 | 789 | 66 | 12.0 |

NFC / LEADERS IN FIRST DOWNS

| Rank | Player, Team | Rush | Rec | Tot |
|------|-----------------------|------|-----|-----|
| 1) | Gurley, LA-R (RB) | 66 | 32 | 98 |
| 2) | *Kamara, N.O. (RB) | 40 | 38 | 78 |
| 3) | Thomas, N.O. (WR) | 0 | 70 | 70 |
| 4) | Ingram, N.O. (RB) | 50 | 19 | 69 |
| 5) | Ju. Jones, Atl. (WR) | 1 | 67 | 68 |
| 6t) | Fitzgerald, Ariz (WR) | 0 | 66 | 66 |
| 6t) | Freeman, Atl. (RB) | 48 | 18 | 66 |
| 8) | Howard, Chi. (RB) | 61 | 4 | 65 |
| 9t) | E. Elliott, Dal. (RB) | 55 | 6 | 61 |
| 9t) | Hyde, S.F. (RB) | 44 | 17 | 61 |
| 11) | Thielen, Min. (WR) | 1 | 59 | 60 |
| 12) | *McCaffrey, Car. (RB) | 21 | 36 | 57 |
| 13) | M. Evans, T.B. (WR) | 0 | 55 | 55 |
| 14) | Goodwin, S.F. (WR) | 3 | 46 | 49 |
| 15) | Ajayi, Mia.-Phi. (RB) | 39 | 8 | 47 |
| 16t) | Ertz, Phi. (TE) | 0 | 46 | 46 |
| 16t) | Newton, Car. (QB) | 46 | 0 | 46 |
| 18t) | D. Adams, G.B. (WR) | 0 | 45 | 45 |
| 18t) | Murray, Min. (RB) | 42 | 3 | 45 |
| 18t) | Tate, Det. (WR) | 1 | 44 | 45 |
| 21t) | Baldwin, Sea. (WR) | 0 | 44 | 44 |
| 21t) | Bryant, Dal. (WR) | 0 | 44 | 44 |
| 21t) | Jeffery, Phi. (WR) | 0 | 44 | 44 |
| 21t) | M. Jones, Det. (WR) | 0 | 44 | 44 |
| 21t) | Sanu, Atl. (WR) | 3 | 41 | 44 |
| 21t) | *Williams, G.B. (RB) | 32 | 12 | 44 |
| 27t) | Diggs, Min. (WR) | 1 | 42 | 43 |
| 27t) | McKinnon, Min. (RB) | 23 | 20 | 43 |
| 27t) | Stewart, Car. (RB) | 41 | 2 | 43 |
| 30) | *Kupp, LA-R (WR) | 0 | 42 | 42 |

WEEK 17 / THROUGH SUNDAY, DECEMBER 31, 2017

NFC / LEADING PUNTERS

| Rank | Player, Team | No | Yards | Lg | Avg | TB | Blk | Dwn | OB | Opp Ret | In 20 | Net Avg |
|------|-----------------|----|-------|----|------|----|-----|-----|----|---------|-------|---------|
| 1) | Hekker, LA-R | 65 | 3113 | 70 | 47.9 | 4 | 0 | 8 | 16 | 25 | 152 | 30 44.3 |
| 2) | Lee, Ariz | 88 | 4159 | 63 | 47.3 | 8 | 0 | 13 | 6 | 48 | 506 | 29 39.7 |
| 3) | Morstead, N.O. | 60 | 2822 | 68 | 47.0 | 2 | 0 | 9 | 7 | 24 | 249 | 26 42.2 |
| 4) | O'Donnell, Chi. | 87 | 4087 | 69 | 47.0 | 6 | 0 | 9 | 8 | 49 | 512 | 27 39.7 |
| 5) | Palardy, Car. | 71 | 3269 | 63 | 46.0 | 4 | 0 | 10 | 6 | 30 | 176 | 25 42.4 |
| 6) | Way, Was. | 83 | 3794 | 64 | 45.7 | 6 | 0 | 7 | 5 | 39 | 435 | 33 39.0 |
| 7) | D. Jones, Phi. | 67 | 3033 | 62 | 45.3 | 5 | 1 | 16 | 7 | 25 | 171 | 21 40.6 |
| 8) | Ryan, Sea. | 92 | 4141 | 74 | 45.0 | 6 | 0 | 12 | 10 | 45 | 452 | 29 38.8 |
| 9) | Bosher, Atl. | 53 | 2379 | 62 | 44.9 | 2 | 0 | 3 | 4 | 22 | 179 | 19 40.8 |
| 10) | *Vogel, G.B. | 71 | 3155 | 62 | 44.4 | 2 | 0 | 8 | 8 | 29 | 164 | 19 41.6 |
| 11) | Wing, NY-G | 95 | 4189 | 69 | 44.1 | 9 | 2 | 16 | 7 | 43 | 448 | 19 36.7 |
| 12) | C. Jones, Dal. | 66 | 2908 | 62 | 44.1 | 5 | 0 | 14 | 9 | 18 | 75 | 34 41.4 |
| 13) | Anger, T.B. | 65 | 2857 | 62 | 44.0 | 5 | 1 | 7 | 5 | 27 | 153 | 24 39.5 |
| 14) | Pinion, S.F. | 75 | 3255 | 59 | 43.4 | 1 | 0 | 10 | 8 | 33 | 138 | 31 41.3 |
| 15) | Martin, Det. | 41 | 1779 | 64 | 43.4 | 6 | 0 | 4 | 5 | 14 | 116 | 13 37.6 |
| 16) | Quigley, Min. | 71 | 2994 | 56 | 42.2 | 0 | 0 | 7 | 7 | 24 | 213 | 29 39.2 |

NFC / LEADING PUNTERS, NET AVERAGE

| Rank | Player, Team | No | Yards | Lg | Avg | TB | Blk | Dwn | OB | Opp Ret | Yds 20 | Net Avg |
|------|-----------------|----|-------|----|------|----|-----|-----|----|---------|--------|---------|
| 1) | Hekker, LA-R | 65 | 3113 | 70 | 47.9 | 4 | 0 | 8 | 16 | 25 | 152 | 30 44.3 |
| 2) | Palardy, Car. | 71 | 3269 | 63 | 46.0 | 4 | 0 | 10 | 6 | 30 | 176 | 25 42.4 |
| 3) | Morstead, N.O. | 60 | 2822 | 68 | 47.0 | 2 | 0 | 9 | 7 | 24 | 249 | 26 42.2 |
| 4) | *Vogel, G.B. | 71 | 3155 | 62 | 44.4 | 2 | 0 | 8 | 8 | 29 | 164 | 19 41.6 |
| 5) | C. Jones, Dal. | 66 | 2908 | 62 | 44.1 | 5 | 0 | 14 | 9 | 18 | 75 | 34 41.4 |
| 6) | Pinion, S.F. | 75 | 3255 | 59 | 43.4 | 1 | 0 | 10 | 8 | 33 | 138 | 31 41.3 |
| 7) | Bosher, Atl. | 53 | 2379 | 62 | 44.9 | 2 | 0 | 3 | 4 | 22 | 179 | 19 40.8 |
| 8) | D. Jones, Phi. | 67 | 3033 | 62 | 45.3 | 5 | 1 | 16 | 7 | 25 | 171 | 21 40.6 |
| 9) | O'Donnell, Chi. | 87 | 4087 | 69 | 47.0 | 6 | 0 | 9 | 8 | 49 | 512 | 27 39.7 |
| 10) | Lee, Ariz | 88 | 4159 | 63 | 47.3 | 8 | 0 | 13 | 6 | 48 | 506 | 29 39.7 |
| 11) | Anger, T.B. | 65 | 2857 | 62 | 44.0 | 5 | 1 | 7 | 5 | 27 | 153 | 24 39.5 |
| 12) | Quigley, Min. | 71 | 2994 | 56 | 42.2 | 0 | 0 | 7 | 7 | 24 | 213 | 29 39.2 |
| 13) | Way, Was. | 83 | 3794 | 64 | 45.7 | 6 | 0 | 7 | 5 | 39 | 435 | 33 39.0 |
| 14) | Ryan, Sea. | 92 | 4141 | 74 | 45.0 | 6 | 0 | 12 | 10 | 45 | 452 | 29 38.8 |
| 15) | Martin, Det. | 41 | 1779 | 64 | 43.4 | 6 | 0 | 4 | 5 | 14 | 116 | 13 37.6 |
| 16) | Wing, NY-G | 95 | 4189 | 69 | 44.1 | 9 | 2 | 16 | 7 | 43 | 448 | 19 36.7 |

NFC / PUNT RETURN LEADERS

| Rank | Player, Team | Ret | FC | Yards | Avg | Long | TD |
|------|-------------------|-----|----|-------|------|------|----|
| 1) | *Agnew, Det. | 29 | 16 | 447 | 15.4 | 88t | 2 |
| 2) | Cooper, LA-R | 32 | 8 | 399 | 12.5 | 53 | 0 |
| 3) | Davis, G.B. | 24 | 22 | 289 | 12.0 | 65 | 0 |
| 4) | Sherels, Min. | 39 | 24 | 372 | 9.5 | 46 | 0 |
| 5) | *Cohen, Chi. | 29 | 15 | 272 | 9.4 | 61t | 1 |
| 6) | *Taylor, S.F. | 30 | 16 | 281 | 9.4 | 39 | 0 |
| 7) | Barner, Phi. | 27 | 15 | 240 | 8.9 | 76 | 0 |
| 8) | *Switzer, Dal. | 29 | 10 | 256 | 8.8 | 83t | 1 |
| 9) | Roberts, Atl. | 27 | 21 | 201 | 7.4 | 27 | 0 |
| 10) | *McCaffrey, Car. | 22 | 9 | 162 | 7.4 | 25 | 0 |
| 11) | Lockett, Sea. | 36 | 21 | 237 | 6.6 | 27 | 0 |
| 12) | K. Williams, Ariz | 21 | 20 | 137 | 6.5 | 20 | 0 |
| 13) | Crowder, Was. | 27 | 21 | 171 | 6.3 | 29 | 0 |

NFC / KICKOFF RETURN LEADERS

| Rank | Player, Team | Ret | Yards | Avg | Long | TD |
|------|----------------|-----|-------|------|------|----|
| 1) | Cooper, LA-R | 34 | 932 | 27.4 | 103t | 1 |
| 2) | Lockett, Sea. | 37 | 949 | 25.6 | 99t | 1 |
| 3) | *Switzer, Dal. | 24 | 600 | 25.0 | 61 | 0 |
| 4) | Davis, G.B. | 31 | 707 | 22.8 | 34 | 0 |
| 5) | Roberts, Atl. | 38 | 860 | 22.6 | 61 | 0 |
| 6) | *Cohen, Chi. | 26 | 583 | 22.4 | 46 | 0 |

WEEK 17 / THROUGH SUNDAY, DECEMBER 31, 2017

NFC / LEADERS IN INTERCEPTIONS

| Rank | Player, Team | Int | Yards | Avg | Long | TD |
|------|--------------------|-----|-------|------|------|----|
| 1) | Slay, Det. | 8 | 73 | 9.1 | 37 | 0 |
| 2t) | *Lattimore, N.O. | 5 | 85 | 17.0 | 33 | 1 |
| 2t) | Bethea, Ariz | 5 | 51 | 10.2 | 21 | 0 |
| 2t) | Smith, Min. | 5 | 42 | 8.4 | 19 | 0 |
| 5t) | Robinson, Phi. | 4 | 36 | 9.0 | 19 | 0 |
| 5t) | Randall, G.B. | 4 | 35 | 8.8 | 21t | 1 |
| 5t) | Swearinger, Was. | 4 | 32 | 8.0 | 31 | 0 |
| 5t) | *M. Williams, N.O. | 4 | 12 | 3.0 | 12 | 0 |
| 5t) | Fuller, Was. | 4 | 4 | 1.0 | 3 | 0 |
| 10t) | Jenkins, NY-G | 3 | 113 | 37.7 | 53t | 2 |
| 10t) | Joyner, LA-R | 3 | 104 | 34.7 | 46 | 1 |
| 10t) | Alexander, T.B. | 3 | 70 | 23.3 | 28 | 0 |
| 10t) | Grimes, T.B. | 3 | 67 | 22.3 | 39 | 0 |
| 10t) | McLeod, Phi. | 3 | 67 | 22.3 | 50 | 0 |
| 10t) | Quin, Det. | 3 | 62 | 20.7 | 37t | 1 |
| 10t) | McClain, T.B. | 3 | 53 | 17.7 | 47t | 1 |
| 10t) | Mills, Phi. | 3 | 53 | 17.7 | 37t | 1 |
| 10t) | Darby, Phi. | 3 | 42 | 14.0 | 37 | 0 |
| 10t) | D. Jones, Atl. | 3 | 42 | 14.0 | 41 | 0 |
| 10t) | Vaccaro, N.O. | 3 | 41 | 13.7 | 30 | 0 |
| 10t) | Barron, LA-R | 3 | 29 | 9.7 | 15 | 0 |
| 10t) | Diggs, Det. | 3 | 28 | 9.3 | 16 | 0 |
| 10t) | *J. Evans, T.B. | 3 | 28 | 9.3 | 15 | 0 |
| 10t) | Kuechly, Car. | 3 | 23 | 7.7 | 23 | 0 |
| 10t) | Heath, Dal. | 3 | 20 | 6.7 | 14 | 0 |
| 10t) | Clinton-Dix, G.B. | 3 | 5 | 1.7 | 3 | 0 |
| 10t) | Cockrell, NY-G | 3 | 1 | 0.3 | 1 | 0 |

NFC / LEADERS IN SACKS

| Rank | Player, Team | Sacks |
|------|-------------------------|-------|
| 1) | Jones, Ariz (LB) | 17.0 |
| 2) | Lawrence, Dal. (DE) | 14.5 |
| 3t) | Griffen, Min. (DE) | 13.0 |
| 3t) | Jordan, N.O. (DE) | 13.0 |
| 3t) | Kerrigan, Was. (LB) | 13.0 |
| 6) | Ansah, Det. (DE) | 12.0 |
| 7t) | Addison, Car. (DE) | 11.0 |
| 7t) | Donald, LA-R (DE) | 11.0 |
| 7t) | Peppers, Car. (DE) | 11.0 |
| 10t) | Clayborn, Atl. (DE) | 9.5 |
| 10t) | B. Graham, Phi. (DE) | 9.5 |
| 12) | Clark, Sea. (DE) | 9.0 |
| 13t) | Bennett, Sea. (DE) | 8.5 |
| 13t) | Hicks, Chi. (DE) | 8.5 |
| 13t) | Matthews, G.B. (LB) | 8.5 |
| 13t) | Quinn, LA-R (LB) | 8.5 |
| 17t) | Pierre-Paul, NY-G (DE) | 8.0 |
| 17t) | Smith, Was. (LB) | 8.0 |
| 19) | Short, Car. (DT) | 7.5 |
| 20t) | Hunter, Min. (DE) | 7.0 |
| 20t) | Irving, Dal. (DT) | 7.0 |
| 20t) | Perry, G.B. (LB) | 7.0 |
| 20t) | Vernon, NY-G (DE) | 7.0 |
| 24t) | Dumervil, S.F. (DE) | 6.5 |
| 24t) | Zettel, Det. (DE) | 6.5 |
| 26t) | McCoy, T.B. (DT) | 6.0 |
| 26t) | *McKinley, Atl. (DE) | 6.0 |
| 28t) | Cox, Phi. (DT) | 5.5 |
| 28t) | Horton, Car. (DE) | 5.5 |
| 28t) | Longacre, LA-R (LB) | 5.5 |
| 28t) | Pierre, Ariz (DT) | 5.5 |
| 32t) | *Barnett, Phi. (DE) | 5.0 |
| 32t) | Barwin, LA-R (LB) | 5.0 |
| 32t) | Beasley, Atl. (LB) | 5.0 |
| 32t) | Daniels, G.B. (DE) | 5.0 |
| 32t) | Houston, Hou.-Chi. (LB) | 5.0 |
| 32t) | Lanier, Was. (DE) | 5.0 |
| 32t) | Long, Phi. (DE) | 5.0 |
| 32t) | McDonald, T.B. (DT) | 5.0 |
| 40t) | Bell, N.O. (DB) | 4.5 |
| 40t) | Brockers, LA-R (NT) | 4.5 |
| 40t) | K. Clark, G.B. (NT) | 4.5 |
| 40t) | Floyd, Chi. (LB) | 4.5 |
| 40t) | Ioannidis, Was. (DT) | 4.5 |
| 40t) | Okafor, N.O. (DE) | 4.5 |

WEEK 17 / THROUGH SUNDAY, DECEMBER 31, 2017

NFC / FUMBLE RECOVERIES

| Rank | Player, Team | TotRec | OffRec | DefRec |
|------|--------------------|--------|--------|--------|
| 1) | Winston, T.B. | 7 | 7 | 0 |
| 2t) | *Trubisky, Chi. | 6 | 6 | 0 |
| 2t) | Wilson, Sea. | 6 | 6 | 0 |
| 4t) | David, T.B. | 5 | 0 | 5 |
| 4t) | Manning, NY-G | 5 | 5 | 0 |
| 6t) | Cousins, Was. | 4 | 4 | 0 |
| 6t) | Raymond, NY-J-NY-G | 4 | 4 | 0 |
| 6t) | Wentz, Phi. | 4 | 4 | 0 |
| 6t) | Whitehead, Det. | 4 | 0 | 4 |
| 10t) | *Agnew, Det. | 3 | 3 | 0 |
| 10t) | Barner, Phi. | 3 | 3 | 0 |
| 10t) | Brees, N.O. | 3 | 3 | 0 |
| 10t) | Foles, Phi. | 3 | 3 | 0 |
| 10t) | Gabbert, Ariz | 3 | 3 | 0 |
| 10t) | Glennon, Chi. | 3 | 3 | 0 |
| 10t) | Havenstein, LA-R | 3 | 3 | 0 |
| 10t) | *Jackson, Chi. | 3 | 0 | 3 |
| 10t) | Kuechly, Car. | 3 | 1 | 2 |
| 10t) | Newton, Car. | 3 | 3 | 0 |
| 10t) | Trufant, Atl. | 3 | 1 | 2 |

NFC / OFFENSIVE FUMBLE RECOVERIES

| Rank | Player, Team | Ret | Yards | Avg | Long | TD |
|------|--------------------|-----|-------|-----|------|----|
| 1) | Winston, T.B. | 7 | 0 | 0.0 | 0 | 0 |
| 2t) | *Trubisky, Chi. | 6 | 0 | 0.0 | 0 | 0 |
| 2t) | Wilson, Sea. | 6 | 0 | 0.0 | 0 | 0 |
| 4) | Manning, NY-G | 5 | 0 | 0.0 | 0 | 0 |
| 5t) | Cousins, Was. | 4 | 0 | 0.0 | 0 | 0 |
| 5t) | Raymond, NY-J-NY-G | 4 | 0 | 0.0 | 0 | 0 |
| 5t) | Wentz, Phi. | 4 | 0 | 0.0 | 0 | 0 |
| 8t) | *Agnew, Det. | 3 | 0 | 0.0 | 0 | 0 |
| 8t) | Barner, Phi. | 3 | 0 | 0.0 | 0 | 0 |
| 8t) | Brees, N.O. | 3 | 0 | 0.0 | 0 | 0 |
| 8t) | Foles, Phi. | 3 | 0 | 0.0 | 0 | 0 |
| 8t) | Gabbert, Ariz | 3 | 0 | 0.0 | 0 | 0 |
| 8t) | Glennon, Chi. | 3 | 0 | 0.0 | 0 | 0 |
| 8t) | Havenstein, LA-R | 3 | 0 | 0.0 | 0 | 0 |
| 8t) | Newton, Car. | 3 | 0 | 0.0 | 0 | 0 |

NFC / DEFENSIVE FUMBLE RECOVERIES

| Rank | Player, Team | Ret | Yards | Avg | Long | TD |
|------|---------------------|-----|-------|------|------|----|
| 1) | David, T.B. | 5 | 21 | 4.2 | 21t | 1 |
| 2) | Whitehead, Det. | 4 | 9 | 2.3 | 5 | 0 |
| 3) | *Jackson, Chi. | 3 | 75 | 25.0 | 75t | 1 |
| 4t) | Kuechly, Car. | 2 | 34 | 17.0 | 34t | 1 |
| 4t) | Collins, NY-G | 2 | 33 | 16.5 | 32 | 0 |
| 4t) | Hayden, Det. | 2 | 27 | 13.5 | 27t | 1 |
| 4t) | *Barnett, Phi. | 2 | 23 | 11.5 | 23t | 1 |
| 4t) | Cox, Phi. | 2 | 20 | 10.0 | 20t | 1 |
| 4t) | S. Richardson, Sea. | 2 | 20 | 10.0 | 20 | 0 |
| 4t) | Trufant, Atl. | 2 | 15 | 7.5 | 15t | 1 |
| 4t) | Clayborn, Atl. | 2 | 10 | 5.0 | 10t | 1 |
| 4t) | Robertson, N.O. | 2 | 8 | 4.0 | 8 | 0 |
| 4t) | M. Collins, Dal. | 2 | 6 | 3.0 | 6 | 0 |
| 4t) | Adams, Car. | 2 | 4 | 2.0 | 4 | 0 |
| 4t) | Apple, NY-G | 2 | 0 | 0.0 | 0 | 0 |
| 4t) | Harris, Min. | 2 | 0 | 0.0 | 0 | 0 |
| 4t) | Hicks, Chi. | 2 | 0 | 0.0 | 0 | 0 |
| 4t) | Lawrence, Dal. | 2 | 0 | 0.0 | 0 | 0 |
| 4t) | Martinez, G.B. | 2 | 0 | 0.0 | 0 | 0 |
| 4t) | Neal, Atl. | 2 | 0 | 0.0 | 0 | 0 |
| 4t) | Peppers, Car. | 2 | 0 | 0.0 | 0 | 0 |
| 4t) | Rollins, G.B. | 2 | 0 | 0.0 | 0 | 0 |
| 4t) | *Te. Thompson, Sea. | 2 | 0 | 0.0 | 0 | 0 |

NFL / LEADING PASSERS

| Player, Team | Att Comp | | Pct | | Avg | | Pct | | | Pct | | Rating |
|-----------------------|------------|------------|-------------|-------------|-------------|-----------|------------|------------|-----------|------------|--------------|--------|
| | | | Comp | Yds | Gain | TD | TD | Long | Int | Int | Points | |
| A. Smith, K.C. | 505 | 341 | 67.5 | 4042 | 8.00 | 26 | 5.1 | 79t | 5 | 1.0 | 104.7 | |
| Brees, N.O. | 536 | 386 | 72.0 | 4334 | 8.09 | 23 | 4.3 | 54t | 8 | 1.5 | 103.9 | |
| Brady, N.E. | 581 | 385 | 66.3 | 4577 | 7.88 | 32 | 5.5 | 64t | 8 | 1.4 | 102.8 | |
| Wentz, Phi. | 440 | 265 | 60.2 | 3296 | 7.49 | 33 | 7.5 | 72t | 7 | 1.6 | 101.9 | |
| Goff, LA-R | 477 | 296 | 62.1 | 3804 | 7.97 | 28 | 5.9 | 94t | 7 | 1.5 | 100.5 | |
| Stafford, Det. | 565 | 371 | 65.7 | 4446 | 7.87 | 29 | 5.1 | 71t | 10 | 1.8 | 99.3 | |
| Keenum, Min. | 481 | 325 | 67.6 | 3547 | 7.37 | 22 | 4.6 | 65t | 7 | 1.5 | 98.3 | |
| A. Rodgers, G.B. | 238 | 154 | 64.7 | 1675 | 7.04 | 16 | 6.7 | 72 | 6 | 2.5 | 97.2 | |
| Rivers, LA-C | 575 | 360 | 62.6 | 4515 | 7.85 | 28 | 4.9 | 75t | 10 | 1.7 | 96.0 | |
| Wilson, Sea. | 553 | 339 | 61.3 | 3983 | 7.20 | 34 | 6.1 | 74t | 11 | 2.0 | 95.4 | |
| McCown, NY-J | 397 | 267 | 67.3 | 2926 | 7.37 | 18 | 4.5 | 69t | 9 | 2.3 | 94.5 | |
| Cousins, Was. | 540 | 347 | 64.3 | 4093 | 7.58 | 27 | 5.0 | 74 | 13 | 2.4 | 93.9 | |
| Roethlisberger, Pit. | 561 | 360 | 64.2 | 4251 | 7.58 | 28 | 5.0 | 97t | 14 | 2.5 | 93.4 | |
| Winston, T.B. | 442 | 282 | 63.8 | 3504 | 7.93 | 19 | 4.3 | 70 | 11 | 2.5 | 92.2 | |
| Ryan, Atl. | 529 | 342 | 64.7 | 4095 | 7.74 | 20 | 3.8 | 88t | 12 | 2.3 | 91.4 | |
| Taylor, Buf. | 420 | 263 | 62.6 | 2799 | 6.66 | 14 | 3.3 | 47 | 4 | 1.0 | 89.2 | |
| Prescott, Dal. | 490 | 308 | 62.9 | 3324 | 6.78 | 22 | 4.5 | 81t | 13 | 2.7 | 86.6 | |
| Dalton, Cin. | 496 | 297 | 59.9 | 3320 | 6.69 | 25 | 5.0 | 77t | 12 | 2.4 | 86.6 | |
| Carr, Oak. | 515 | 323 | 62.7 | 3496 | 6.79 | 22 | 4.3 | 87t | 13 | 2.5 | 86.4 | |
| Bortles, Jac. | 523 | 315 | 60.2 | 3687 | 7.05 | 21 | 4.0 | 75t | 13 | 2.5 | 84.7 | |
| Palmer, Ariz | 267 | 164 | 61.4 | 1978 | 7.41 | 9 | 3.4 | 46 | 7 | 2.6 | 84.4 | |
| Brissett, Ind. | 469 | 276 | 58.8 | 3098 | 6.61 | 13 | 2.8 | 80t | 7 | 1.5 | 81.7 | |
| Cutler, Mia. | 429 | 266 | 62.0 | 2666 | 6.21 | 19 | 4.4 | 65t | 14 | 3.3 | 80.8 | |
| Newton, Car. | 492 | 291 | 59.1 | 3302 | 6.71 | 22 | 4.5 | 64 | 16 | 3.3 | 80.7 | |
| Flacco, Bal. | 549 | 352 | 64.1 | 3141 | 5.72 | 18 | 3.3 | 66 | 13 | 2.4 | 80.4 | |
| Manning, NY-G | 571 | 352 | 61.6 | 3468 | 6.07 | 19 | 3.3 | 77t | 13 | 2.3 | 80.4 | |
| Mariota, Ten. | 453 | 281 | 62.0 | 3232 | 7.13 | 13 | 2.9 | 75t | 15 | 3.3 | 79.3 | |
| *Trubisky, Chi. | 330 | 196 | 59.4 | 2193 | 6.65 | 7 | 2.1 | 70 | 7 | 2.1 | 77.5 | |
| Siemian, Den. | 349 | 206 | 59.0 | 2285 | 6.55 | 12 | 3.4 | 44 | 14 | 4.0 | 73.3 | |
| Hundley, G.B. | 316 | 192 | 60.8 | 1836 | 5.81 | 9 | 2.8 | 55t | 12 | 3.8 | 70.6 | |
| *Beathard, S.F. | 224 | 123 | 54.9 | 1430 | 6.38 | 4 | 1.8 | 83t | 6 | 2.7 | 69.2 | |
| *Kizer, Cle. | 476 | 255 | 53.6 | 2894 | 6.08 | 11 | 2.3 | 56t | 22 | 4.6 | 60.5 | |

NFL / LEADING PASSERS, RANKS

| Player, Team | Att Comp | | Pct | | Avg | | Pct | | | Pct | | Rating |
|-----------------------|-----------|-----------|-----------|-----------|-----------|------------|-----------|------|-----------|-----------|-----------|--------|
| | | | Comp | Yds | Gain | TD | TD | Long | Int | Int | Points | |
| A. Smith, K.C. | 13 | 10 | 3 | 8 | 2 | 9 | 6 | | 2 | 2 | 1 | |
| Brees, N.O. | 9 | 1 | 1 | 4 | 1 | 11 | 18 | | 11t | 6t | 2 | |
| Brady, N.E. | 1 | 2 | 5 | 1 | 5 | 3 | 5 | | 11t | 3 | 3 | |
| Wentz, Phi. | 23 | 24 | 25 | 19 | 11 | 2 | 1 | | 5t | 8 | 4 | |
| Goff, LA-R | 18 | 17 | 17 | 10 | 3 | 5t | 4 | | 5t | 5 | 5 | |
| Stafford, Det. | 4 | 3 | 6 | 3 | 6 | 4 | 7 | | 14t | 10 | 6 | |
| Keenum, Min. | 17 | 12 | 2 | 12 | 13 | 12t | 12 | | 5t | 4 | 7 | |
| A. Rodgers, G.B. | 31 | 31 | 7 | 32 | 18 | 24 | 2 | | 3t | 22 | 8 | |
| Rivers, LA-C | 2 | 4t | 16 | 2 | 7 | 5t | 11 | | 14t | 9 | 9 | |
| Wilson, Sea. | 6 | 11 | 22 | 9 | 15 | 1 | 3 | | 16t | 11 | 10 | |
| McCown, NY-J | 26 | 22 | 4 | 23 | 14 | 22t | 13 | | 13 | 13 | 11 | |
| Cousins, Was. | 8 | 8 | 9 | 7 | 9 | 8 | 9 | | 21t | 17 | 12 | |
| Roethlisberger, Pit. | 5 | 4t | 10 | 5 | 10 | 5t | 10 | | 27t | 21 | 13 | |
| Winston, T.B. | 22 | 19 | 12 | 13 | 4 | 18t | 17 | | 16t | 20 | 14 | |
| Ryan, Atl. | 10 | 9 | 8 | 6 | 8 | 17 | 21 | | 18t | 14 | 15 | |
| Taylor, Buf. | 25 | 25 | 15 | 25 | 23 | 25 | 24 | | 1 | 1 | 16 | |
| Prescott, Dal. | 16 | 15 | 13 | 16 | 20 | 12t | 14 | | 21t | 25 | 17 | |
| Dalton, Cin. | 14 | 16 | 26 | 17 | 22 | 10 | 8 | | 18t | 18 | 18 | |
| Carr, Oak. | 12 | 13 | 14 | 14 | 19 | 12t | 19 | | 21t | 23 | 19 | |
| Bortles, Jac. | 11 | 14 | 24 | 11 | 17 | 16 | 20 | | 21t | 19 | 20 | |
| Palmer, Ariz | 30 | 30 | 21 | 29 | 12 | 30t | 23 | | 5t | 24 | 21 | |
| Brissett, Ind. | 20 | 21 | 30 | 22 | 25 | 26t | 29 | | 5t | 6t | 22 | |
| Cutler, Mia. | 24 | 23 | 19 | 26 | 28 | 18t | 16 | | 27t | 28 | 23 | |
| Newton, Car. | 15 | 18 | 28 | 18 | 21 | 12t | 15 | | 31 | 27 | 24 | |
| Flacco, Bal. | 7 | 6t | 11 | 21 | 32 | 22t | 26 | | 21t | 16 | 25 | |
| Manning, NY-G | 3 | 6t | 20 | 15 | 30 | 18t | 25 | | 21t | 15 | 26 | |
| Mariota, Ten. | 21 | 20 | 18 | 20 | 16 | 26t | 27 | | 30 | 29 | 27 | |
| *Trubisky, Chi. | 28 | 28 | 27 | 28 | 24 | 32t | 31 | | 5t | 12 | 28 | |
| Siemian, Den. | 27 | 27 | 29 | 27 | 26 | 28 | 22 | | 27t | 31 | 29 | |
| Hundley, G.B. | 29 | 29 | 23 | 30 | 31 | 30t | 28 | | 18t | 30 | 30 | |
| *Beathard, S.F. | 32 | 34t | 31 | 34 | 27 | 40t | 32 | | 3t | 26 | 31 | |
| *Kizer, Cle. | 19 | 26 | 32 | 24 | 29 | 29 | 30 | | 32 | 32 | 32 | |

NFL / FOURTH-QUARTER PASSING LEADERS

| Rank | Player, Team | Att | Comp | Comp% | Yards | YPA | TD | TD% | Int | Int% | Rating |
|------|----------------------|-----|------|-------|-------|-------|----|------|-----|------|--------|
| 1) | Wilson, Sea. | 139 | 94 | 67.6 | 1303 | 9.37 | 19 | 13.7 | 1 | 0.7 | 134.1 |
| 2) | A. Rodgers, G.B. | 71 | 47 | 66.2 | 501 | 7.06 | 7 | 9.9 | 0 | 0.0 | 119.5 |
| 3) | Brees, N.O. | 137 | 107 | 78.1 | 1236 | 9.02 | 8 | 5.8 | 2 | 1.5 | 117.6 |
| 4) | Fitzpatrick, T.B. | 52 | 33 | 63.5 | 380 | 7.31 | 4 | 7.7 | 1 | 1.9 | 103.0 |
| 5) | Ryan, Atl. | 139 | 91 | 65.5 | 1107 | 7.96 | 9 | 6.5 | 3 | 2.2 | 102.4 |
| 6) | Winston, T.B. | 130 | 84 | 64.6 | 1087 | 8.36 | 9 | 6.9 | 4 | 3.1 | 101.0 |
| 7) | Roethlisberger, Pit. | 144 | 97 | 67.4 | 1211 | 8.41 | 8 | 5.6 | 4 | 2.8 | 100.2 |
| 8) | Brady, N.E. | 125 | 79 | 63.2 | 906 | 7.25 | 6 | 4.8 | 1 | 0.8 | 97.6 |
| 9) | *Watson, Hou. | 58 | 33 | 56.9 | 588 | 10.14 | 6 | 10.3 | 4 | 6.9 | 97.5 |
| 10) | Hoyer, S.F.-N.E. | 63 | 35 | 55.6 | 372 | 5.90 | 4 | 6.3 | 0 | 0.0 | 94.1 |
| 11) | Prescott, Dal. | 138 | 89 | 64.5 | 1139 | 8.25 | 9 | 6.5 | 6 | 4.3 | 93.8 |
| 12) | Stafford, Det. | 139 | 80 | 57.6 | 1119 | 8.05 | 9 | 6.5 | 4 | 2.9 | 93.2 |
| 13) | Wentz, Phi. | 88 | 54 | 61.4 | 605 | 6.88 | 5 | 5.7 | 2 | 2.3 | 91.3 |
| 14) | Cousins, Was. | 143 | 93 | 65.0 | 1053 | 7.36 | 8 | 5.6 | 5 | 3.5 | 91.0 |
| 15) | Rivers, LA-C | 133 | 79 | 59.4 | 912 | 6.86 | 8 | 6.0 | 3 | 2.3 | 90.8 |
| 16) | A. Smith, K.C. | 137 | 88 | 64.2 | 996 | 7.27 | 5 | 3.6 | 3 | 2.2 | 88.9 |
| 17) | Keenum, Min. | 101 | 62 | 61.4 | 663 | 6.56 | 5 | 5.0 | 2 | 2.0 | 88.8 |
| 18) | Moore, Mia. | 53 | 33 | 62.3 | 417 | 7.87 | 4 | 7.5 | 3 | 5.7 | 88.3 |
| 19) | Taylor, Buf. | 89 | 59 | 66.3 | 573 | 6.44 | 2 | 2.2 | 1 | 1.1 | 87.0 |
| 20) | Carr, Oak. | 177 | 109 | 61.6 | 1175 | 6.64 | 8 | 4.5 | 4 | 2.3 | 86.7 |
| 21) | McCown, NY-J | 107 | 71 | 66.4 | 788 | 7.36 | 4 | 3.7 | 4 | 3.7 | 84.9 |
| 22) | Glennon, Chi. | 69 | 45 | 65.2 | 410 | 5.94 | 2 | 2.9 | 1 | 1.4 | 84.8 |
| 23) | Palmer, Ariz | 80 | 46 | 57.5 | 573 | 7.16 | 2 | 2.5 | 1 | 1.3 | 83.0 |
| 24) | Cutler, Mia. | 132 | 76 | 57.6 | 821 | 6.22 | 5 | 3.8 | 2 | 1.5 | 82.3 |
| 25) | Manning, NY-G | 176 | 111 | 63.1 | 1096 | 6.23 | 7 | 4.0 | 5 | 2.8 | 82.0 |
| 26) | Flacco, Bal. | 139 | 87 | 62.6 | 680 | 4.89 | 5 | 3.6 | 3 | 2.2 | 77.6 |
| 27) | Dalton, Cin. | 111 | 60 | 54.1 | 648 | 5.84 | 3 | 2.7 | 1 | 0.9 | 76.7 |
| 28) | Goff, LA-R | 98 | 56 | 57.1 | 677 | 6.91 | 3 | 3.1 | 3 | 3.1 | 75.9 |
| 29) | Osweiler, Den. | 58 | 34 | 58.6 | 283 | 4.88 | 2 | 3.4 | 1 | 1.7 | 75.6 |
| 30) | Siemian, Den. | 99 | 61 | 61.6 | 700 | 7.07 | 4 | 4.0 | 5 | 5.1 | 75.3 |
| 31) | Mariota, Ten. | 120 | 65 | 54.2 | 701 | 5.84 | 5 | 4.2 | 4 | 3.3 | 71.6 |
| 32) | Petty, NY-J | 43 | 23 | 53.5 | 228 | 5.30 | 1 | 2.3 | 1 | 2.3 | 66.8 |
| 33) | Hundley, G.B. | 117 | 71 | 60.7 | 693 | 5.92 | 3 | 2.6 | 6 | 5.1 | 64.5 |
| 34) | *Trubisky, Chi. | 117 | 64 | 54.7 | 651 | 5.56 | 4 | 3.4 | 5 | 4.3 | 64.4 |
| 35) | Savage, Hou. | 60 | 34 | 56.7 | 434 | 7.23 | 1 | 1.7 | 3 | 5.0 | 64.2 |
| 36) | Brissett, Ind. | 137 | 76 | 55.5 | 712 | 5.20 | 1 | 0.7 | 3 | 2.2 | 63.3 |
| 37) | *Beathard, S.F. | 73 | 40 | 54.8 | 375 | 5.14 | 1 | 1.4 | 2 | 2.7 | 62.3 |
| 38) | Newton, Car. | 111 | 60 | 54.1 | 661 | 5.95 | 5 | 4.5 | 7 | 6.3 | 60.7 |
| 39) | Bortles, Jac. | 118 | 66 | 55.9 | 693 | 5.87 | 2 | 1.7 | 7 | 5.9 | 54.1 |
| 40) | Gabbert, Ariz | 61 | 30 | 49.2 | 362 | 5.93 | 1 | 1.6 | 3 | 4.9 | 52.8 |
| 41) | *Kizer, Cle. | 164 | 81 | 49.4 | 906 | 5.52 | 2 | 1.2 | 9 | 5.5 | 47.5 |
| 42) | Stanton, Ariz | 41 | 17 | 41.5 | 199 | 4.85 | 0 | 0.0 | 1 | 2.4 | 46.7 |

NFL / THIRD-DOWN PASSING LEADERS

| Rank | Player, Team | Att | Comp | Comp% | Yards | YPA | TD | TD% | Int | Int% | Rating |
|------|----------------------|-----|------|-------|-------|------|----|------|-----|------|--------|
| 1) | Wentz, Phi. | 124 | 81 | 65.3 | 1178 | 9.50 | 14 | 11.3 | 3 | 2.4 | 123.7 |
| 2) | Stafford, Det. | 153 | 91 | 59.5 | 1227 | 8.02 | 13 | 8.5 | 1 | 0.7 | 110.7 |
| 3) | Goff, LA-R | 142 | 92 | 64.8 | 1051 | 7.40 | 11 | 7.7 | 2 | 1.4 | 106.9 |
| 4) | McCown, NY-J | 124 | 86 | 69.4 | 1044 | 8.42 | 6 | 4.8 | 3 | 2.4 | 101.0 |
| 5) | A. Smith, K.C. | 130 | 77 | 59.2 | 964 | 7.42 | 6 | 4.6 | 1 | 0.8 | 94.5 |
| 6) | Brees, N.O. | 146 | 99 | 67.8 | 1049 | 7.18 | 5 | 3.4 | 2 | 1.4 | 94.2 |
| 7) | Winston, T.B. | 103 | 64 | 62.1 | 852 | 8.27 | 5 | 4.9 | 3 | 2.9 | 92.4 |
| 8) | Taylor, Buf. | 131 | 87 | 66.4 | 907 | 6.92 | 6 | 4.6 | 3 | 2.3 | 92.0 |
| 9) | Ryan, Atl. | 140 | 86 | 61.4 | 1059 | 7.56 | 8 | 5.7 | 4 | 2.9 | 91.9 |
| 10) | *Trubisky, Chi. | 99 | 61 | 61.6 | 777 | 7.85 | 2 | 2.0 | 1 | 1.0 | 88.7 |
| 11) | Cousins, Was. | 159 | 91 | 57.2 | 1102 | 6.93 | 10 | 6.3 | 5 | 3.1 | 86.5 |
| 12) | Keenum, Min. | 149 | 95 | 63.8 | 1053 | 7.07 | 3 | 2.0 | 2 | 1.3 | 85.8 |
| 13) | Rivers, LA-C | 163 | 99 | 60.7 | 1314 | 8.06 | 7 | 4.3 | 6 | 3.7 | 85.3 |
| 14) | Prescott, Dal. | 149 | 94 | 63.1 | 998 | 6.70 | 6 | 4.0 | 4 | 2.7 | 84.8 |
| 15) | Roethlisberger, Pit. | 157 | 94 | 59.9 | 1221 | 7.78 | 10 | 6.4 | 8 | 5.1 | 84.4 |
| 16) | Brady, N.E. | 140 | 81 | 57.9 | 1019 | 7.28 | 9 | 6.4 | 6 | 4.3 | 84.2 |
| 17) | Flacco, Bal. | 153 | 87 | 56.9 | 814 | 5.32 | 8 | 5.2 | 2 | 1.3 | 83.6 |
| 18) | Carr, Oak. | 142 | 87 | 61.3 | 1007 | 7.09 | 6 | 4.2 | 5 | 3.5 | 82.1 |
| 19) | Dalton, Cin. | 139 | 76 | 54.7 | 858 | 6.17 | 11 | 7.9 | 6 | 4.3 | 81.8 |
| 20) | Brissett, Ind. | 142 | 79 | 55.6 | 936 | 6.59 | 4 | 2.8 | 2 | 1.4 | 79.4 |
| 21) | Wilson, Sea. | 143 | 81 | 56.6 | 809 | 5.66 | 4 | 2.8 | 2 | 1.4 | 76.4 |
| 22) | Siemian, Den. | 102 | 57 | 55.9 | 678 | 6.65 | 4 | 3.9 | 4 | 3.9 | 73.1 |
| 23) | Manning, NY-G | 157 | 84 | 53.5 | 906 | 5.77 | 5 | 3.2 | 4 | 2.5 | 70.7 |
| 24) | Mariota, Ten. | 143 | 78 | 54.5 | 848 | 5.93 | 3 | 2.1 | 3 | 2.1 | 70.5 |
| 25) | Cutler, Mia. | 110 | 63 | 57.3 | 634 | 5.76 | 3 | 2.7 | 4 | 3.6 | 67.8 |
| 26) | Bortles, Jac. | 166 | 93 | 56.0 | 955 | 5.75 | 5 | 3.0 | 6 | 3.6 | 67.7 |
| 27) | Hundley, G.B. | 87 | 50 | 57.5 | 547 | 6.29 | 4 | 4.6 | 6 | 6.9 | 62.8 |
| 28) | Newton, Car. | 151 | 80 | 53.0 | 1051 | 6.96 | 8 | 5.3 | 12 | 7.9 | 59.8 |
| 29) | *Kizer, Cle. | 131 | 68 | 51.9 | 871 | 6.65 | 2 | 1.5 | 8 | 6.1 | 52.7 |

WEEK 17 / THROUGH SUNDAY, DECEMBER 31, 2017

NFL / LEADING RUSHERS

| Rank | Player, Team | Att | Yards | Avg | Long | TD |
|------|-----------------------|------------|-------------|------------|------------|----------|
| 1) | *K. Hunt, K.C. | 272 | 1327 | 4.9 | 69t | 8 |
| 2) | Gurley, LA-R | 279 | 1305 | 4.7 | 57t | 13 |
| 3) | Bell, Pit. | 321 | 1291 | 4.0 | 27 | 9 |
| 4) | McCoy, Buf. | 287 | 1138 | 4.0 | 48t | 6 |
| 5) | Ingram, N.O. | 230 | 1124 | 4.9 | 72 | 12 |
| 6) | Howard, Chi. | 276 | 1122 | 4.1 | 53 | 9 |
| 7) | Gordon, LA-C | 284 | 1105 | 3.9 | 87t | 8 |
| 8) | *Fournette, Jac. | 268 | 1040 | 3.9 | 90t | 9 |
| 9) | C. Anderson, Den. | 245 | 1007 | 4.1 | 40 | 3 |
| 10) | E. Elliott, Dal. | 242 | 983 | 4.1 | 30 | 7 |
| 11) | Collins, Bal. | 212 | 973 | 4.6 | 50 | 6 |
| 12) | Gore, Ind. | 261 | 961 | 3.7 | 21 | 3 |
| 13) | Hyde, S.F. | 240 | 940 | 3.9 | 61 | 8 |
| 14) | D. Lewis, N.E. | 180 | 896 | 5.0 | 44 | 6 |
| 15) | Lynch, Oak. | 207 | 891 | 4.3 | 51t | 7 |
| 16) | L. Miller, Hou. | 238 | 888 | 3.7 | 21 | 3 |
| 17) | Ajayi, Mia.-Phi. | 208 | 873 | 4.2 | 71 | 1 |
| 18) | Freeman, Atl. | 196 | 865 | 4.4 | 44 | 7 |
| 19) | Crowell, Cle. | 206 | 853 | 4.1 | 59 | 2 |
| 20) | Murray, Min. | 216 | 842 | 3.9 | 46 | 8 |
| 21) | Powell, NY-J | 178 | 772 | 4.3 | 75t | 5 |
| 22) | Blount, Phi. | 173 | 766 | 4.4 | 68 | 2 |
| 23) | Newton, Car. (QB) | 139 | 754 | 5.4 | 69 | 6 |
| 24) | Darkwa, NY-G | 171 | 751 | 4.4 | 75t | 5 |
| 25) | Henry, Ten. | 176 | 744 | 4.2 | 75t | 5 |
| 26) | *Kamara, N.O. | 120 | 728 | 6.1 | 74t | 8 |
| 27) | Stewart, Car. | 198 | 680 | 3.4 | 60t | 6 |
| 28) | Murray, Ten. | 184 | 659 | 3.6 | 75t | 6 |
| 29) | Drake, Mia. | 133 | 644 | 4.8 | 66t | 3 |
| 30) | T. Coleman, Atl. | 156 | 628 | 4.0 | 52 | 5 |

NFL / THIRD-AND-ONE RUSHING LEADERS

| Rank | Player, Team | Att | FD | Pct |
|------|-----------------------|-----------|----------|-------------|
| 1t) | Freeman, Atl. | 12 | 12 | 100.0 |
| 1t) | Turbin, Ind. | 7 | 7 | 100.0 |
| 1t) | Murray, Min. | 6 | 6 | 100.0 |
| 1t) | Wentz, Phi. | 6 | 6 | 100.0 |
| 1t) | Allen, Bal. | 5 | 5 | 100.0 |
| 1t) | D. Johnson, Cle. | 5 | 5 | 100.0 |
| 1t) | *Kizer, Cle. | 5 | 5 | 100.0 |
| 1t) | Barber, T.B. | 4 | 4 | 100.0 |
| 1t) | Palmer, Ariz | 4 | 4 | 100.0 |
| 10) | Newton, Car. | 10 | 9 | 90.0 |
| 11t) | E. Elliott, Dal. | 9 | 8 | 88.9 |
| 11t) | *K. Hunt, K.C. | 9 | 8 | 88.9 |
| 13) | Stewart, Car. | 8 | 7 | 87.5 |
| 14) | Ingram, N.O. | 7 | 6 | 85.7 |
| 15t) | Brady, N.E. | 6 | 5 | 83.3 |
| 15t) | Ivory, Jac. | 6 | 5 | 83.3 |
| 15t) | A. Smith, K.C. | 6 | 5 | 83.3 |
| 18) | Lynch, Oak. | 11 | 9 | 81.8 |
| 19t) | Gore, Ind. | 10 | 8 | 80.0 |
| 19t) | McCoy, Buf. | 10 | 8 | 80.0 |
| 19t) | Crowell, Cle. | 5 | 4 | 80.0 |
| 22) | *Williams, G.B. | 9 | 7 | 77.8 |
| 23t) | Darkwa, NY-G | 10 | 7 | 70.0 |
| 23t) | Howard, Chi. | 10 | 7 | 70.0 |
| 25t) | Henry, Ten. | 12 | 8 | 66.7 |
| 25t) | Ajayi, Mia.-Phi. | 6 | 4 | 66.7 |
| 25t) | Blount, Phi. | 6 | 4 | 66.7 |
| 25t) | *Foreman, Hou. | 6 | 4 | 66.7 |
| 29) | Bell, Pit. | 8 | 5 | 62.5 |
| 30t) | T. Coleman, Atl. | 7 | 4 | 57.1 |
| 30t) | *Fournette, Jac. | 7 | 4 | 57.1 |
| 32) | Hyde, S.F. | 11 | 6 | 54.5 |
| 33) | Gordon, LA-C | 15 | 8 | 53.3 |
| 34) | Gurley, LA-R | 14 | 6 | 42.9 |

WEEK 17 / THROUGH SUNDAY, DECEMBER 31, 2017

NFL / LEADERS IN RECEPTIONS

| Rank | Player, Team | Rec | Yards | Avg | Long | TD |
|------|-----------------------|-----|-------|------|------|----|
| 1) | Landry, Mia. | 112 | 987 | 8.8 | 49 | 9 |
| 2) | Fitzgerald, Ariz | 109 | 1156 | 10.6 | 37 | 6 |
| 3) | Thomas, N.O. | 104 | 1245 | 12.0 | 43 | 5 |
| 4) | Allen, LA-C | 102 | 1393 | 13.7 | 51 | 6 |
| 5) | Brown, Pit. | 101 | 1533 | 15.2 | 57 | 9 |
| 6) | Hopkins, Hou. | 96 | 1378 | 14.4 | 72t | 13 |
| 7) | Tate, Det. | 92 | 1003 | 10.9 | 71t | 5 |
| 8) | Thielen, Min. | 91 | 1276 | 14.0 | 65t | 4 |
| 9) | Ju. Jones, Atl. | 88 | 1444 | 16.4 | 53 | 3 |
| 10) | Bell, Pit. (RB) | 85 | 655 | 7.7 | 42 | 2 |
| 11t) | Kelce, K.C. (TE) | 83 | 1038 | 12.5 | 44 | 8 |
| 11t) | De. Thomas, Den. | 83 | 949 | 11.4 | 40 | 5 |
| 13) | *Kamara, N.O. (RB) | 81 | 826 | 10.2 | 40 | 5 |
| 14t) | Doyle, Ind. (TE) | 80 | 690 | 8.6 | 26 | 4 |
| 14t) | *McCaffrey, Car. (RB) | 80 | 651 | 8.1 | 37 | 5 |
| 16t) | Hill, K.C. | 75 | 1183 | 15.8 | 79t | 7 |
| 16t) | Green, Cin. | 75 | 1078 | 14.4 | 77t | 8 |
| 16t) | Baldwin, Sea. | 75 | 991 | 13.2 | 54 | 8 |
| 19t) | D. Adams, G.B. | 74 | 885 | 12.0 | 55t | 10 |
| 19t) | Ertz, Phi. (TE) | 74 | 824 | 11.1 | 53 | 8 |
| 19t) | Walker, Ten. (TE) | 74 | 807 | 10.9 | 42 | 3 |
| 19t) | D. Johnson, Cle. (RB) | 74 | 693 | 9.4 | 41t | 3 |
| 23) | M. Evans, T.B. | 71 | 1001 | 14.1 | 42t | 5 |
| 24t) | Gronkowski, N.E. (TE) | 69 | 1084 | 15.7 | 53t | 8 |
| 24t) | Bryant, Dal. | 69 | 838 | 12.1 | 50t | 6 |
| 26) | Sanu, Atl. | 67 | 703 | 10.5 | 25 | 5 |
| 27t) | Crowder, Was. | 66 | 789 | 12.0 | 41 | 3 |
| 27t) | Cobb, G.B. | 66 | 653 | 9.9 | 46 | 4 |
| 29t) | Cooks, N.E. | 65 | 1082 | 16.6 | 64t | 7 |
| 29t) | Kearse, NY-J | 65 | 810 | 12.5 | 51 | 5 |
| 31t) | Diggs, Min. | 64 | 849 | 13.3 | 59t | 8 |
| 31t) | Gurley, LA-R (RB) | 64 | 788 | 12.3 | 80t | 6 |
| 31t) | *Engram, NY-G (TE) | 64 | 722 | 11.3 | 35 | 6 |
| 34t) | Anderson, NY-J | 63 | 941 | 14.9 | 69t | 7 |
| 34t) | Funchess, Car. | 63 | 840 | 13.3 | 44 | 8 |
| 34t) | Witten, Dal. (TE) | 63 | 560 | 8.9 | 28t | 5 |

NFL / RECEIVING YARDAGE LEADERS

| Rank | Player, Team | Yards | Rec | Avg | Long | TD |
|------|-----------------------|-------|-----|------|------|----|
| 1) | Brown, Pit. | 1533 | 101 | 15.2 | 57 | 9 |
| 2) | Ju. Jones, Atl. | 1444 | 88 | 16.4 | 53 | 3 |
| 3) | Allen, LA-C | 1393 | 102 | 13.7 | 51 | 6 |
| 4) | Hopkins, Hou. | 1378 | 96 | 14.4 | 72t | 13 |
| 5) | Thielen, Min. | 1276 | 91 | 14.0 | 65t | 4 |
| 6) | Thomas, N.O. | 1245 | 104 | 12.0 | 43 | 5 |
| 7) | Hill, K.C. | 1183 | 75 | 15.8 | 79t | 7 |
| 8) | Fitzgerald, Ariz | 1156 | 109 | 10.6 | 37 | 6 |
| 9) | M. Jones, Det. | 1101 | 61 | 18.0 | 58 | 9 |
| 10) | Gronkowski, N.E. (TE) | 1084 | 69 | 15.7 | 53t | 8 |
| 11) | Cooks, N.E. | 1082 | 65 | 16.6 | 64t | 7 |
| 12) | Green, Cin. | 1078 | 75 | 14.4 | 77t | 8 |
| 13) | Kelce, K.C. (TE) | 1038 | 83 | 12.5 | 44 | 8 |
| 14) | Tate, Det. | 1003 | 92 | 10.9 | 71t | 5 |
| 15) | M. Evans, T.B. | 1001 | 71 | 14.1 | 42t | 5 |
| 16) | Baldwin, Sea. | 991 | 75 | 13.2 | 54 | 8 |
| 17) | Landry, Mia. | 987 | 112 | 8.8 | 49 | 9 |
| 18) | Hilton, Ind. | 966 | 57 | 16.9 | 80t | 4 |
| 19) | Goodwin, S.F. | 962 | 56 | 17.2 | 83t | 2 |
| 20) | De. Thomas, Den. | 949 | 83 | 11.4 | 40 | 5 |
| 21) | Anderson, NY-J | 941 | 63 | 14.9 | 69t | 7 |
| 22) | *Smith-Schuster, Pit. | 917 | 58 | 15.8 | 97t | 7 |
| 23) | D. Adams, G.B. | 885 | 74 | 12.0 | 55t | 10 |
| 24) | *Kupp, LA-R | 869 | 62 | 14.0 | 64 | 5 |
| 25) | Diggs, Min. | 849 | 64 | 13.3 | 59t | 8 |
| 26) | Stills, Mia. | 847 | 58 | 14.6 | 61t | 6 |
| 27) | Funchess, Car. | 840 | 63 | 13.3 | 44 | 8 |
| 28) | Bryant, Dal. | 838 | 69 | 12.1 | 50t | 6 |
| 29) | *Kamara, N.O. (RB) | 826 | 81 | 10.2 | 40 | 5 |
| 30) | Ertz, Phi. (TE) | 824 | 74 | 11.1 | 53 | 8 |
| 31) | Kearse, NY-J | 810 | 65 | 12.5 | 51 | 5 |
| 32) | Walker, Ten. (TE) | 807 | 74 | 10.9 | 42 | 3 |
| 33) | Matthews, Ten. | 795 | 53 | 15.0 | 75t | 4 |
| 34t) | Crowder, Was. | 789 | 66 | 12.0 | 41 | 3 |
| 34t) | Jeffery, Phi. | 789 | 57 | 13.8 | 53t | 9 |

WEEK 17 / THROUGH SUNDAY, DECEMBER 31, 2017

NFL / THIRD-DOWN RECEIVING LEADERS

| Rank | Player, Team | Rec | Yards | Avg | Long | TD |
|------|-----------------------|-----|-------|------|------|----|
| 1) | Allen, LA-C | 36 | 552 | 15.3 | 50 | 2 |
| 2) | Thielen, Min. | 33 | 428 | 13.0 | 38 | 0 |
| 3) | Fitzgerald, Ariz | 30 | 345 | 11.5 | 33 | 1 |
| 4t) | Thomas, N.O. | 28 | 318 | 11.4 | 28 | 2 |
| 4t) | Landry, Mia. | 28 | 272 | 9.7 | 49 | 2 |
| 6t) | D. Johnson, Cle. (RB) | 27 | 285 | 10.6 | 34 | 0 |
| 6t) | *Taylor, S.F. | 27 | 282 | 10.4 | 33 | 2 |
| 8) | Tate, Det. | 26 | 352 | 13.5 | 45t | 2 |
| 9) | Brown, Pit. | 25 | 424 | 17.0 | 57 | 1 |
| 10t) | Hopkins, Hou. | 24 | 349 | 14.5 | 40 | 3 |
| 10t) | De. Thomas, Den. | 24 | 328 | 13.7 | 40 | 1 |
| 10t) | Crowder, Was. | 24 | 275 | 11.5 | 38 | 1 |
| 13) | *Kupp, LA-R | 23 | 323 | 14.0 | 64 | 4 |
| 14t) | Agholor, Phi. | 22 | 385 | 17.5 | 72t | 3 |
| 14t) | Ju. Jones, Atl. | 22 | 334 | 15.2 | 51t | 1 |
| 14t) | Brate, T.B. (TE) | 22 | 265 | 12.0 | 28t | 3 |
| 14t) | Lee, Jac. | 22 | 238 | 10.8 | 31 | 2 |
| 14t) | McCoy, Buf. (RB) | 22 | 178 | 8.1 | 24 | 1 |
| 19t) | Funchess, Car. | 21 | 294 | 14.0 | 44 | 4 |
| 19t) | Woods, LA-R | 21 | 242 | 11.5 | 52t | 2 |
| 19t) | Wright, Chi. | 21 | 226 | 10.8 | 18 | 1 |
| 19t) | *Kamara, N.O. (RB) | 21 | 123 | 5.9 | 22 | 1 |
| 23t) | Kelce, K.C. (TE) | 20 | 245 | 12.3 | 32 | 2 |
| 23t) | *McCaffrey, Car. (RB) | 20 | 245 | 12.3 | 21t | 1 |
| 23t) | White, N.E. (RB) | 20 | 162 | 8.1 | 27 | 1 |
| 26t) | Hilton, Ind. | 19 | 362 | 19.1 | 80t | 2 |
| 26t) | *Smith-Schuster, Pit. | 19 | 315 | 16.6 | 97t | 4 |
| 26t) | Baldwin, Sea. | 19 | 246 | 12.9 | 47 | 1 |
| 26t) | Jeffery, Phi. | 19 | 238 | 12.5 | 20 | 1 |
| 26t) | *Engram, NY-G (TE) | 19 | 225 | 11.8 | 28 | 1 |
| 26t) | Sanu, Atl. | 19 | 192 | 10.1 | 25 | 3 |
| 32t) | Hill, K.C. | 18 | 313 | 17.4 | 64t | 1 |
| 32t) | Gronkowski, N.E. (TE) | 18 | 305 | 16.9 | 53t | 3 |
| 32t) | Amendola, N.E. | 18 | 217 | 12.1 | 27 | 1 |
| 32t) | Diggs, Min. | 18 | 185 | 10.3 | 59t | 3 |
| 32t) | Walker, Ten. (TE) | 18 | 181 | 10.1 | 19 | 0 |
| 32t) | Doyle, Ind. (TE) | 18 | 174 | 9.7 | 15 | 1 |
| 32t) | McKinnon, Min. (RB) | 18 | 156 | 8.7 | 41 | 0 |
| 32t) | Witten, Dal. (TE) | 18 | 129 | 7.2 | 13 | 0 |

WEEK 17 / THROUGH SUNDAY, DECEMBER 31, 2017

NFL / LEADING SCORERS, NONKICKERS

| Rank | Player, Team | TD | Rush | Rec | Ret | X2 | Pts |
|------|----------------------------|----|------|-----|-----|----|-----|
| 1) | Gurley, LA-R (RB) | 19 | 13 | 6 | 0 | 0 | 114 |
| 2) | *Kamara, N.O. (RB) | 14 | 8 | 5 | 1 | 1 | 86 |
| 3) | Hopkins, Hou. (WR) | 13 | 0 | 13 | 0 | 0 | 78 |
| 4t) | Gordon, LA-C (RB) | 12 | 8 | 4 | 0 | 0 | 72 |
| 4t) | Ingram, N.O. (RB) | 12 | 12 | 0 | 0 | 0 | 72 |
| 6t) | Bell, Pit. (RB) | 11 | 9 | 2 | 0 | 0 | 66 |
| 6t) | *K. Hunt, K.C. (RB) | 11 | 8 | 3 | 0 | 0 | 66 |
| 8) | Graham, Sea. (TE) | 10 | 0 | 10 | 0 | 1 | 62 |
| 9t) | D. Adams, G.B. (WR) | 10 | 0 | 10 | 0 | 0 | 60 |
| 9t) | *Fournette, Jac. (RB) | 10 | 9 | 1 | 0 | 0 | 60 |
| 9t) | Jeffery, Phi. (WR) | 9 | 0 | 9 | 0 | 3 | 60 |
| 9t) | D. Lewis, N.E. (RB) | 10 | 6 | 3 | 1 | 0 | 60 |
| 13) | Brown, Pit. (WR) | 9 | 0 | 9 | 0 | 1 | 56 |
| 14t) | Agholor, Phi. (WR) | 9 | 0 | 8 | 1 | 0 | 54 |
| 14t) | E. Elliott, Dal. (RB) | 9 | 7 | 2 | 0 | 0 | 54 |
| 14t) | Howard, Chi. (RB) | 9 | 9 | 0 | 0 | 0 | 54 |
| 14t) | M. Jones, Det. (WR) | 9 | 0 | 9 | 0 | 0 | 54 |
| 14t) | Landry, Mia. (WR) | 9 | 0 | 9 | 0 | 0 | 54 |
| 19) | Crabtree, Oak. (WR) | 8 | 0 | 8 | 0 | 2 | 52 |
| 20t) | Baldwin, Sea. (WR) | 8 | 0 | 8 | 0 | 1 | 50 |
| 20t) | Gronkowski, N.E. (TE) | 8 | 0 | 8 | 0 | 1 | 50 |
| 22t) | Burkhead, N.E. (RB) | 8 | 5 | 3 | 0 | 0 | 48 |
| 22t) | T. Coleman, Atl. (RB) | 8 | 5 | 3 | 0 | 0 | 48 |
| 22t) | Diggs, Min. (WR) | 8 | 0 | 8 | 0 | 0 | 48 |
| 22t) | Ertz, Phi. (TE) | 8 | 0 | 8 | 0 | 0 | 48 |
| 22t) | Freeman, Atl. (RB) | 8 | 7 | 1 | 0 | 0 | 48 |
| 22t) | Funchess, Car. (WR) | 8 | 0 | 8 | 0 | 0 | 48 |
| 22t) | Green, Cin. (WR) | 8 | 0 | 8 | 0 | 0 | 48 |
| 22t) | Hill, K.C. (WR) | 8 | 0 | 7 | 1 | 0 | 48 |
| 22t) | Hyde, S.F. (RB) | 8 | 8 | 0 | 0 | 0 | 48 |
| 22t) | Kelce, K.C. (TE) | 8 | 0 | 8 | 0 | 0 | 48 |
| 22t) | McCoy, Buf. (RB) | 8 | 6 | 2 | 0 | 0 | 48 |
| 22t) | Murray, Min. (RB) | 8 | 8 | 0 | 0 | 0 | 48 |
| 22t) | Rudolph, Min. (TE) | 8 | 0 | 8 | 0 | 0 | 48 |
| 22t) | *Smith-Schuster, Pit. (WR) | 8 | 0 | 7 | 1 | 0 | 48 |
| 22t) | Watkins, LA-R (WR) | 8 | 0 | 8 | 0 | 0 | 48 |

NFL / LEADING SCORERS, KICKERS

| Rank | Player, Team | PAT | FG | Pct | Long | Pts |
|------|---------------------|-------|-------|------|------|-----|
| 1) | Zuerlein, LA-R | 44/46 | 38/40 | .950 | 56 | 158 |
| 2) | Gostkowski, N.E. | 45/47 | 37/40 | .925 | 62 | 156 |
| 3) | Gould, S.F. | 28/30 | 39/41 | .951 | 52 | 145 |
| 4t) | Boswell, Pit. | 37/39 | 35/38 | .921 | 53 | 142 |
| 4t) | *Butker, Car.-K.C. | 28/28 | 38/42 | .905 | 53 | 142 |
| 6) | Tucker, Bal. | 39/39 | 34/37 | .919 | 57 | 141 |
| 7) | Lutz, N.O. | 47/50 | 31/36 | .861 | 53 | 140 |
| 8) | Bryant, Atl. | 35/35 | 34/39 | .872 | 57 | 137 |
| 9) | Succop, Ten. | 31/33 | 35/42 | .833 | 52 | 136 |
| 10t) | Forbath, Min. | 34/39 | 32/38 | .842 | 53 | 130 |
| 10t) | Prater, Det. | 40/41 | 30/35 | .857 | 58 | 130 |
| 12) | Gano, Car. | 34/37 | 29/30 | .967 | 48 | 121 |
| 13) | Dawson, Ariz | 23/26 | 32/40 | .800 | 57 | 119 |
| 14) | *Elliott, Cin.-Phi. | 39/42 | 26/31 | .839 | 61 | 117 |
| 15) | Hauschka, Buf. | 29/29 | 29/33 | .879 | 56 | 116 |
| 16) | Vinatieri, Ind. | 22/24 | 29/34 | .853 | 54 | 109 |
| 17) | Catanzaro, NY-J | 29/29 | 25/30 | .833 | 57 | 104 |
| 18) | Walsh, Sea. | 37/38 | 21/29 | .724 | 49 | 100 |
| 19) | McManus, Den. | 27/27 | 24/32 | .750 | 53 | 99 |
| 20) | Fairbairn, Hou. | 32/35 | 20/25 | .800 | 55 | 92 |
| 21) | Parkey, Mia. | 26/29 | 21/23 | .913 | 54 | 89 |
| 22) | Bullock, Cin. | 31/33 | 18/20 | .900 | 51 | 85 |
| 23) | Tavecchio, Oak. | 33/34 | 16/21 | .762 | 53 | 81 |
| 24) | Lambo, Jac. | 22/24 | 19/20 | .950 | 56 | 79 |
| 25t) | Crosby, G.B. | 33/35 | 15/19 | .789 | 50 | 78 |
| 25t) | P. Murray, T.B. | 21/22 | 19/23 | .826 | 50 | 78 |
| 27) | Rosas, NY-G | 20/23 | 18/25 | .720 | 52 | 74 |
| 28) | Bailey, Dal. | 26/28 | 15/20 | .750 | 56 | 71 |
| 29) | *Gonzalez, Cle. | 25/26 | 15/20 | .750 | 54 | 70 |
| 30) | Hopkins, Was. | 18/19 | 14/17 | .824 | 49 | 60 |
| 31) | *Rose, Was.-LA-C | 23/26 | 11/14 | .786 | 55 | 56 |
| 32) | Barth, Chi. | 17/17 | 11/16 | .688 | 54 | 50 |
| 33t) | Myers, Jac. | 15/17 | 11/15 | .733 | 47 | 48 |
| 33t) | Nugent, Dal.-Chi. | 15/17 | 11/13 | .846 | 55 | 48 |
| 35) | Novak, LA-C | 17/18 | 9/13 | .692 | 50 | 44 |
| 36t) | Coons, LA-C | 5/ 6 | 7/ 8 | .875 | 40 | 26 |
| 36t) | Santos, K.C.-Chi. | 14/14 | 4/ 5 | .800 | 39 | 26 |
| 38) | Folk, T.B. | 7/ 9 | 6/11 | .545 | 50 | 25 |
| 39) | *Koo, LA-C | 9/ 9 | 3/ 6 | .500 | 41 | 18 |

NFL / TOUCHBACKS ON KICKOFFS

| | | |
|------|---------------------------|-----------|
| Rank | Player, Team | TB |
| 1) | Zuerlein, LA-R | 73 |
| 2) | Gano, Car. | 70 |
| 3) | Pinion, S.F. | 64 |
| 4) | *Butker, Car.-K.C. | 61 |
| 5) | Lutz, N.O. | 58 |
| 6) | Tucker, Bal. | 55 |
| 7t) | Bosher, Atl. | 49 |
| 7t) | Fairbairn, Hou. | 49 |
| 9) | Tavecchio, Oak. | 48 |
| 10) | Succop, Ten. | 47 |
| 11t) | Boswell, Pit. | 46 |
| 11t) | *Sanchez, Ind. | 46 |
| 13t) | Catanzaro, NY-J | 45 |
| 13t) | McManus, Den. | 45 |
| 15) | Forbath, Min. | 44 |
| 16) | *Elliott, Cin.-Phi. | 42 |
| 17) | Gostkowski, N.E. | 40 |
| 18) | Walsh, Sea. | 39 |
| 19) | Hauschka, Buf. | 37 |
| 20) | Crosby, G.B. | 36 |
| 21) | Dawson, Ariz | 34 |
| 22) | *Gonzalez, Cle. | 33 |
| 23t) | Bailey, Dal. | 32 |
| 23t) | *Rose, Was.-LA-C | 32 |
| 25) | Bullock, Cin. | 30 |
| 26) | Hopkins, Was. | 29 |
| 27) | Parkey, Mia. | 28 |
| 28t) | Myers, Jac. | 26 |
| 28t) | Rosas, NY-G | 26 |
| 30) | Martin, Det. | 25 |
| 31) | Lambo, Jac. | 22 |
| 32) | Nugent, Dal.-Chi. | 18 |
| 33) | Barth, Chi. | 17 |
| 34) | Locke, Det. | 16 |
| 35) | P. Murray, T.B. | 14 |
| 36) | Folk, T.B. | 13 |
| 37) | Santos, K.C.-Chi. | 12 |
| 38) | Novak, LA-C | 9 |
| 39) | *Koo, LA-C | 8 |
| 40) | Prater, Det. | 6 |
| 41) | *Ficken, LA-R | 5 |
| 42) | Coons, LA-C | 4 |
| 43t) | Heath, Dal. | 2 |
| 43t) | Kaser, LA-C | 2 |
| 43t) | O'Donnell, Chi. | 2 |
| 43t) | Sturgis, Phi. | 2 |
| 47t) | Grugier-Hill, Phi. | 1 |
| 47t) | *Koehn, Cin. | 1 |
| 47t) | Morstead, N.O. | 1 |

WEEK 17 / THROUGH SUNDAY, DECEMBER 31, 2017

NFL / MOST YARDS FROM SCRIMMAGE

| Rank | Player, Team | Total | | | Rushing | | | Receiving | | |
|------|------------------------|-------|---------|------|---------|-----|------|-----------|-----|------|
| | | Yards | Att+Rec | Avg | Yards | Att | Avg | Yards | Rec | Avg |
| 1) | Gurley, LA-R (RB) | 2093 | 343 | 6.1 | 1305 | 279 | 4.7 | 788 | 64 | 12.3 |
| 2) | Bell, Pit. (RB) | 1946 | 406 | 4.8 | 1291 | 321 | 4.0 | 655 | 85 | 7.7 |
| 3) | *K. Hunt, K.C. (RB) | 1782 | 325 | 5.5 | 1327 | 272 | 4.9 | 455 | 53 | 8.6 |
| 4) | McCoy, Buf. (RB) | 1586 | 346 | 4.6 | 1138 | 287 | 4.0 | 448 | 59 | 7.6 |
| 5) | Gordon, LA-C (RB) | 1581 | 342 | 4.6 | 1105 | 284 | 3.9 | 476 | 58 | 8.2 |
| 6) | *Kamara, N.O. (RB) | 1554 | 201 | 7.7 | 728 | 120 | 6.1 | 826 | 81 | 10.2 |
| 7) | Ingram, N.O. (RB) | 1540 | 288 | 5.3 | 1124 | 230 | 4.9 | 416 | 58 | 7.2 |
| 8) | Brown, Pit. (WR) | 1533 | 101 | 15.2 | 0 | 0 | --- | 1533 | 101 | 15.2 |
| 9) | Ju. Jones, Atl. (WR) | 1459 | 89 | 16.4 | 15 | 1 | 15.0 | 1444 | 88 | 16.4 |
| 10) | Allen, LA-C (WR) | 1402 | 104 | 13.5 | 9 | 2 | 4.5 | 1393 | 102 | 13.7 |
| 11) | Hopkins, Hou. (WR) | 1378 | 96 | 14.4 | 0 | 0 | --- | 1378 | 96 | 14.4 |
| 12) | *Fournette, Jac. (RB) | 1342 | 304 | 4.4 | 1040 | 268 | 3.9 | 302 | 36 | 8.4 |
| 13) | Hyde, S.F. (RB) | 1290 | 299 | 4.3 | 940 | 240 | 3.9 | 350 | 59 | 5.9 |
| 14) | Thielen, Min. (WR) | 1287 | 92 | 14.0 | 11 | 1 | 11.0 | 1276 | 91 | 14.0 |
| 15) | E. Elliott, Dal. (RB) | 1252 | 268 | 4.7 | 983 | 242 | 4.1 | 269 | 26 | 10.3 |
| 16) | Howard, Chi. (RB) | 1247 | 299 | 4.2 | 1122 | 276 | 4.1 | 125 | 23 | 5.4 |
| 17) | Thomas, N.O. (WR) | 1245 | 104 | 12.0 | 0 | 0 | --- | 1245 | 104 | 12.0 |
| 18) | Hill, K.C. (WR) | 1242 | 92 | 13.5 | 59 | 17 | 3.5 | 1183 | 75 | 15.8 |
| 19) | C. Anderson, Den. (RB) | 1231 | 273 | 4.5 | 1007 | 245 | 4.1 | 224 | 28 | 8.0 |
| 20) | L. Miller, Hou. (RB) | 1215 | 274 | 4.4 | 888 | 238 | 3.7 | 327 | 36 | 9.1 |
| 21) | Gore, Ind. (RB) | 1206 | 290 | 4.2 | 961 | 261 | 3.7 | 245 | 29 | 8.4 |
| 22) | Freeman, Atl. (RB) | 1182 | 232 | 5.1 | 865 | 196 | 4.4 | 317 | 36 | 8.8 |
| 23) | Collins, Bal. (RB) | 1160 | 235 | 4.9 | 973 | 212 | 4.6 | 187 | 23 | 8.1 |
| 24) | Fitzgerald, Ariz (WR) | 1156 | 109 | 10.6 | 0 | 0 | --- | 1156 | 109 | 10.6 |
| 25) | Cooks, N.E. (WR) | 1122 | 74 | 15.2 | 40 | 9 | 4.4 | 1082 | 65 | 16.6 |

NFL / LEADERS IN FIRST DOWNS

| Rank | Player, Team | Rush | Rec | Tot |
|------|-----------------------|------|-----|-----|
| 1) | Bell, Pit. (RB) | 74 | 31 | 105 |
| 2) | Gurley, LA-R (RB) | 66 | 32 | 98 |
| 3) | Gordon, LA-C (RB) | 58 | 22 | 80 |
| 4t) | *K. Hunt, K.C. (RB) | 60 | 18 | 78 |
| 4t) | *Kamara, N.O. (RB) | 40 | 38 | 78 |
| 4t) | McCoy, Buf. (RB) | 55 | 23 | 78 |
| 7) | Allen, LA-C (WR) | 0 | 74 | 74 |
| 8) | Brown, Pit. (WR) | 0 | 71 | 71 |
| 9) | Thomas, N.O. (WR) | 0 | 70 | 70 |
| 10t) | Hopkins, Hou. (WR) | 0 | 69 | 69 |
| 10t) | Ingram, N.O. (RB) | 50 | 19 | 69 |
| 12) | Ju. Jones, Atl. (WR) | 1 | 67 | 68 |
| 13t) | Fitzgerald, Ariz (WR) | 0 | 66 | 66 |
| 13t) | Freeman, Atl. (RB) | 48 | 18 | 66 |
| 15) | Howard, Chi. (RB) | 61 | 4 | 65 |
| 16t) | E. Elliott, Dal. (RB) | 55 | 6 | 61 |
| 16t) | *Fournette, Jac. (RB) | 46 | 15 | 61 |
| 16t) | Hyde, S.F. (RB) | 44 | 17 | 61 |
| 19t) | Landry, Mia. (WR) | 0 | 60 | 60 |
| 19t) | L. Miller, Hou. (RB) | 43 | 17 | 60 |
| 19t) | Thielen, Min. (WR) | 1 | 59 | 60 |
| 22t) | Collins, Bal. (RB) | 51 | 8 | 59 |
| 22t) | D. Lewis, N.E. (RB) | 48 | 11 | 59 |
| 24) | Gore, Ind. (RB) | 49 | 9 | 58 |
| 25t) | Gronkowski, N.E. (TE) | 0 | 57 | 57 |
| 25t) | D. Johnson, Cle. (RB) | 26 | 31 | 57 |
| 25t) | Kelce, K.C. (TE) | 2 | 55 | 57 |
| 25t) | *McCaffrey, Car. (RB) | 21 | 36 | 57 |
| 29t) | M. Evans, T.B. (WR) | 0 | 55 | 55 |

NFL / LEADING PUNTERS

| Rank | Player, Team | No | Yards | Lg | Avg | TB | Blk | Dwn | OB | Opp Ret | In | Net |
|------|-----------------|----|-------|----|------|----|-----|-----|----|---------|-----|---------|
| | | | | | | | | | | Ret Yds | 20 | Avg |
| 1) | Kern, Ten. | 75 | 3728 | 74 | 49.7 | 5 | 0 | 5 | 15 | 41 | 286 | 28 44.6 |
| 2) | Lechler, Hou. | 92 | 4507 | 68 | 49.0 | 5 | 0 | 8 | 8 | 49 | 608 | 32 41.3 |
| 3) | Kaser, LA-C | 74 | 3558 | 69 | 48.1 | 9 | 0 | 7 | 4 | 48 | 319 | 27 41.3 |
| 4) | Hekker, LA-R | 65 | 3113 | 70 | 47.9 | 4 | 0 | 8 | 16 | 25 | 152 | 30 44.3 |
| 5) | Colquitt, Cle. | 80 | 3811 | 67 | 47.6 | 2 | 1 | 15 | 5 | 45 | 482 | 24 40.6 |
| 6) | King, Oak. | 69 | 3270 | 65 | 47.4 | 6 | 0 | 10 | 6 | 32 | 205 | 28 42.7 |
| 7) | Lee, Ariz | 88 | 4159 | 63 | 47.3 | 8 | 0 | 13 | 6 | 48 | 506 | 29 39.7 |
| 8) | Morstead, N.O. | 60 | 2822 | 68 | 47.0 | 2 | 0 | 9 | 7 | 24 | 249 | 26 42.2 |
| 9) | O'Donnell, Chi. | 87 | 4087 | 69 | 47.0 | 6 | 0 | 9 | 8 | 49 | 512 | 27 39.7 |
| 10) | Huber, Cin. | 88 | 4101 | 63 | 46.6 | 3 | 1 | 12 | 7 | 43 | 410 | 32 40.8 |
| 11) | Edwards, NY-J | 94 | 4378 | 70 | 46.6 | 4 | 0 | 10 | 8 | 49 | 491 | 33 40.5 |
| 12) | Palardy, Car. | 71 | 3269 | 63 | 46.0 | 4 | 0 | 10 | 6 | 30 | 176 | 25 42.4 |
| 13) | Way, Was. | 83 | 3794 | 64 | 45.7 | 6 | 0 | 7 | 5 | 39 | 435 | 33 39.0 |
| 14) | Dixon, Den. | 73 | 3331 | 60 | 45.6 | 3 | 2 | 12 | 5 | 30 | 258 | 23 40.2 |
| 15) | D. Jones, Phi. | 67 | 3033 | 62 | 45.3 | 5 | 1 | 16 | 7 | 25 | 171 | 21 40.6 |
| 16) | Colquitt, K.C. | 65 | 2936 | 77 | 45.2 | 5 | 0 | 9 | 5 | 24 | 164 | 29 41.1 |
| 17) | Ryan, Sea. | 92 | 4141 | 74 | 45.0 | 6 | 0 | 12 | 10 | 45 | 452 | 29 38.8 |
| 18) | Bosher, Atl. | 53 | 2379 | 62 | 44.9 | 2 | 0 | 3 | 4 | 22 | 179 | 19 40.8 |
| 19) | Koch, Bal. | 84 | 3765 | 67 | 44.8 | 3 | 1 | 13 | 16 | 34 | 277 | 40 40.3 |
| 20) | *Sanchez, Ind. | 84 | 3764 | 61 | 44.8 | 3 | 1 | 19 | 16 | 19 | 80 | 28 42.6 |
| 21) | Schmidt, Buf. | 79 | 3529 | 60 | 44.7 | 6 | 0 | 9 | 10 | 38 | 210 | 28 40.5 |
| 22) | *Haack, Mia. | 83 | 3695 | 64 | 44.5 | 5 | 0 | 17 | 6 | 35 | 220 | 30 40.7 |
| 23) | *Vogel, G.B. | 71 | 3155 | 62 | 44.4 | 2 | 0 | 8 | 8 | 29 | 164 | 19 41.6 |
| 24) | Wing, NY-G | 95 | 4189 | 69 | 44.1 | 9 | 2 | 16 | 7 | 43 | 448 | 19 36.7 |
| 25) | Nortman, Jac. | 87 | 3835 | 65 | 44.1 | 9 | 1 | 8 | 15 | 30 | 228 | 29 38.9 |
| 26) | C. Jones, Dal. | 66 | 2908 | 62 | 44.1 | 5 | 0 | 14 | 9 | 18 | 75 | 34 41.4 |
| 27) | Anger, T.B. | 65 | 2857 | 62 | 44.0 | 5 | 1 | 7 | 5 | 27 | 153 | 24 39.5 |
| 28) | Pinion, S.F. | 75 | 3255 | 59 | 43.4 | 1 | 0 | 10 | 8 | 33 | 138 | 31 41.3 |
| 29) | Martin, Det. | 41 | 1779 | 64 | 43.4 | 6 | 0 | 4 | 5 | 14 | 116 | 13 37.6 |
| 30) | R. Allen, N.E. | 58 | 2515 | 60 | 43.4 | 3 | 0 | 13 | 5 | 23 | 105 | 24 40.5 |
| 31) | Berry, Pit. | 64 | 2763 | 62 | 43.2 | 2 | 0 | 6 | 9 | 23 | 177 | 26 39.8 |
| 32) | Quigley, Min. | 71 | 2994 | 56 | 42.2 | 0 | 0 | 7 | 7 | 24 | 213 | 29 39.2 |

NFL / LEADING PUNTERS, NET AVERAGE

| Rank | Player, Team | No | Yards | Lg | Avg | TB | Blk | Dwn | OB | Opp Ret | In | Net |
|------|-----------------|----|-------|----|------|----|-----|-----|----|---------|-----|---------|
| | | | | | | | | | | Ret Yds | 20 | Avg |
| 1) | Kern, Ten. | 75 | 3728 | 74 | 49.7 | 5 | 0 | 5 | 15 | 41 | 286 | 28 44.6 |
| 2) | Hekker, LA-R | 65 | 3113 | 70 | 47.9 | 4 | 0 | 8 | 16 | 25 | 152 | 30 44.3 |
| 3) | King, Oak. | 69 | 3270 | 65 | 47.4 | 6 | 0 | 10 | 6 | 32 | 205 | 28 42.7 |
| 4) | *Sanchez, Ind. | 84 | 3764 | 61 | 44.8 | 3 | 1 | 19 | 16 | 19 | 80 | 28 42.6 |
| 5) | Palardy, Car. | 71 | 3269 | 63 | 46.0 | 4 | 0 | 10 | 6 | 30 | 176 | 25 42.4 |
| 6) | Morstead, N.O. | 60 | 2822 | 68 | 47.0 | 2 | 0 | 9 | 7 | 24 | 249 | 26 42.2 |
| 7) | *Vogel, G.B. | 71 | 3155 | 62 | 44.4 | 2 | 0 | 8 | 8 | 29 | 164 | 19 41.6 |
| 8) | C. Jones, Dal. | 66 | 2908 | 62 | 44.1 | 5 | 0 | 14 | 9 | 18 | 75 | 34 41.4 |
| 9) | Kaser, LA-C | 74 | 3558 | 69 | 48.1 | 9 | 0 | 7 | 4 | 48 | 319 | 27 41.3 |
| 10) | Lechler, Hou. | 92 | 4507 | 68 | 49.0 | 5 | 0 | 8 | 8 | 49 | 608 | 32 41.3 |
| 11) | Pinion, S.F. | 75 | 3255 | 59 | 43.4 | 1 | 0 | 10 | 8 | 33 | 138 | 31 41.3 |
| 12) | Colquitt, K.C. | 65 | 2936 | 77 | 45.2 | 5 | 0 | 9 | 5 | 24 | 164 | 29 41.1 |
| 13) | Huber, Cin. | 88 | 4101 | 63 | 46.6 | 3 | 1 | 12 | 7 | 43 | 410 | 32 40.8 |
| 14) | Bosher, Atl. | 53 | 2379 | 62 | 44.9 | 2 | 0 | 3 | 4 | 22 | 179 | 19 40.8 |
| 15) | *Haack, Mia. | 83 | 3695 | 64 | 44.5 | 5 | 0 | 17 | 6 | 35 | 220 | 30 40.7 |
| 16) | D. Jones, Phi. | 67 | 3033 | 62 | 45.3 | 5 | 1 | 16 | 7 | 25 | 171 | 21 40.6 |
| 17) | Colquitt, Cle. | 80 | 3811 | 67 | 47.6 | 2 | 1 | 15 | 5 | 45 | 482 | 24 40.6 |
| 18) | R. Allen, N.E. | 58 | 2515 | 60 | 43.4 | 3 | 0 | 13 | 5 | 23 | 105 | 24 40.5 |
| 19) | Edwards, NY-J | 94 | 4378 | 70 | 46.6 | 4 | 0 | 10 | 8 | 49 | 491 | 33 40.5 |
| 20) | Schmidt, Buf. | 79 | 3529 | 60 | 44.7 | 6 | 0 | 9 | 10 | 38 | 210 | 28 40.5 |
| 21) | Koch, Bal. | 84 | 3765 | 67 | 44.8 | 3 | 1 | 13 | 16 | 34 | 277 | 40 40.3 |
| 22) | Dixon, Den. | 73 | 3331 | 60 | 45.6 | 3 | 2 | 12 | 5 | 30 | 258 | 23 40.2 |
| 23) | Berry, Pit. | 64 | 2763 | 62 | 43.2 | 2 | 0 | 6 | 9 | 23 | 177 | 26 39.8 |
| 24) | O'Donnell, Chi. | 87 | 4087 | 69 | 47.0 | 6 | 0 | 9 | 8 | 49 | 512 | 27 39.7 |
| 25) | Lee, Ariz | 88 | 4159 | 63 | 47.3 | 8 | 0 | 13 | 6 | 48 | 506 | 29 39.7 |
| 26) | Anger, T.B. | 65 | 2857 | 62 | 44.0 | 5 | 1 | 7 | 5 | 27 | 153 | 24 39.5 |
| 27) | Quigley, Min. | 71 | 2994 | 56 | 42.2 | 0 | 0 | 7 | 7 | 24 | 213 | 29 39.2 |
| 28) | Way, Was. | 83 | 3794 | 64 | 45.7 | 6 | 0 | 7 | 5 | 39 | 435 | 33 39.0 |
| 29) | Nortman, Jac. | 87 | 3835 | 65 | 44.1 | 9 | 1 | 8 | 15 | 30 | 228 | 29 38.9 |
| 30) | Ryan, Sea. | 92 | 4141 | 74 | 45.0 | 6 | 0 | 12 | 10 | 45 | 452 | 29 38.8 |
| 31) | Martin, Det. | 41 | 1779 | 64 | 43.4 | 6 | 0 | 4 | 5 | 14 | 116 | 13 37.6 |
| 32) | Wing, NY-G | 95 | 4189 | 69 | 44.1 | 9 | 2 | 16 | 7 | 43 | 448 | 19 36.7 |

WEEK 17 / THROUGH SUNDAY, DECEMBER 31, 2017

NFL / PUNT RETURN LEADERS

| Rank | Player, Team | Ret | FC | Yards | Avg | Long | TD |
|------|-------------------|-----|----|-------|------|------|----|
| 1) | *Agnew, Det. | 29 | 16 | 447 | 15.4 | 88t | 2 |
| 2) | Cooper, LA-R | 32 | 8 | 399 | 12.5 | 53 | 0 |
| 3) | Davis, G.B. | 24 | 22 | 289 | 12.0 | 65 | 0 |
| 4) | Campanaro, Bal. | 27 | 18 | 291 | 10.8 | 77t | 1 |
| 5) | Mickens, Jac. | 28 | 19 | 287 | 10.3 | 72 | 1 |
| 6) | Tate, Buf. | 20 | 6 | 193 | 9.7 | 40 | 0 |
| 7) | Sherels, Min. | 39 | 24 | 372 | 9.5 | 46 | 0 |
| 8) | Benjamin, LA-C | 27 | 25 | 257 | 9.5 | 65t | 1 |
| 9) | *Cohen, Chi. | 29 | 15 | 272 | 9.4 | 61t | 1 |
| 10) | *Taylor, S.F. | 30 | 16 | 281 | 9.4 | 39 | 0 |
| 11) | Barner, Phi. | 27 | 15 | 240 | 8.9 | 76 | 0 |
| 12) | *Switzer, Dal. | 29 | 10 | 256 | 8.8 | 83t | 1 |
| 13) | *McKenzie, Den. | 21 | 7 | 183 | 8.7 | 44 | 0 |
| 14) | Amendola, N.E. | 27 | 18 | 231 | 8.6 | 40 | 0 |
| 15) | *Jackson, Ten. | 34 | 9 | 290 | 8.5 | 46 | 0 |
| 16) | Hill, K.C. | 25 | 9 | 204 | 8.2 | 82t | 1 |
| 17) | Grant, Mia. | 25 | 11 | 190 | 7.6 | 27 | 0 |
| 18) | Roberts, Atl. | 27 | 21 | 201 | 7.4 | 27 | 0 |
| 19) | *McCaffrey, Car. | 22 | 9 | 162 | 7.4 | 25 | 0 |
| 20) | Erickson, Cin. | 40 | 19 | 278 | 7.0 | 29 | 0 |
| 21) | Lockett, Sea. | 36 | 21 | 237 | 6.6 | 27 | 0 |
| 22) | K. Williams, Ariz | 21 | 20 | 137 | 6.5 | 20 | 0 |
| 23) | Crowder, Was. | 27 | 21 | 171 | 6.3 | 29 | 0 |
| 24) | *Peppers, Cle. | 30 | 15 | 180 | 6.0 | 25 | 0 |
| 25) | Richard, Oak. | 26 | 13 | 155 | 6.0 | 19 | 0 |

NFL / KICKOFF RETURN LEADERS

| Rank | Player, Team | Ret | Yards | Avg | Long | TD |
|------|----------------|-----|-------|------|------|----|
| 1) | Cooper, LA-R | 34 | 932 | 27.4 | 103t | 1 |
| 2) | Lockett, Sea. | 37 | 949 | 25.6 | 99t | 1 |
| 3) | *Switzer, Dal. | 24 | 600 | 25.0 | 61 | 0 |
| 4) | D. Lewis, N.E. | 23 | 570 | 24.8 | 103t | 1 |
| 5) | A. Hunt, K.C. | 25 | 611 | 24.4 | 42 | 0 |
| 6) | *Jackson, Ten. | 25 | 578 | 23.1 | 57 | 0 |
| 7) | Grant, Mia. | 21 | 479 | 22.8 | 31 | 0 |
| 8) | Davis, G.B. | 31 | 707 | 22.8 | 34 | 0 |
| 9) | Roberts, Atl. | 38 | 860 | 22.6 | 61 | 0 |
| 10) | *Cohen, Chi. | 26 | 583 | 22.4 | 46 | 0 |
| 11) | Erickson, Cin. | 32 | 663 | 20.7 | 41 | 0 |
| 12) | Tate, Buf. | 28 | 548 | 19.6 | 29 | 0 |

NFL / LEADERS IN INTERCEPTIONS

| Rank | Player, Team | Int | Yards | Avg | Long | TD |
|------|--------------------|-----|-------|------|------|----|
| 1t) | Byard, Ten. | 8 | 130 | 16.3 | 33 | 0 |
| 1t) | Slay, Det. | 8 | 73 | 9.1 | 37 | 0 |
| 3t) | Weddle, Bal. | 6 | 85 | 14.2 | 45t | 1 |
| 3t) | Bouye, Jac. | 6 | 70 | 11.7 | 51 | 0 |
| 5t) | Peters, K.C. | 5 | 137 | 27.4 | 62 | 0 |
| 5t) | *Lattimore, N.O. | 5 | 85 | 17.0 | 33 | 1 |
| 5t) | Hyde, Buf. | 5 | 64 | 12.8 | 37 | 0 |
| 5t) | Bethea, Ariz | 5 | 51 | 10.2 | 21 | 0 |
| 5t) | Boston, LA-C | 5 | 49 | 9.8 | 25 | 0 |
| 5t) | Smith, Min. | 5 | 42 | 8.4 | 19 | 0 |
| 5t) | Poyer, Buf. | 5 | 33 | 6.6 | 19t | 1 |
| 12t) | *White, Buf. | 4 | 86 | 21.5 | 63 | 0 |
| 12t) | Gipson, Jac. | 4 | 83 | 20.8 | 67 | 0 |
| 12t) | X. Howard, Mia. | 4 | 71 | 17.8 | 30t | 1 |
| 12t) | Carr, Bal. | 4 | 57 | 14.3 | 33 | 0 |
| 12t) | Church, Jac. | 4 | 51 | 12.8 | 51t | 1 |
| 12t) | Mitchell, K.C. | 4 | 40 | 10.0 | 40 | 0 |
| 12t) | Robinson, Phi. | 4 | 36 | 9.0 | 19 | 0 |
| 12t) | Randall, G.B. | 4 | 35 | 8.8 | 21t | 1 |
| 12t) | Ramsey, Jac. | 4 | 34 | 8.5 | 18 | 0 |
| 12t) | Swearinger, Was. | 4 | 32 | 8.0 | 31 | 0 |
| 12t) | Harmon, N.E. | 4 | 12 | 3.0 | 12 | 0 |
| 12t) | *M. Williams, N.O. | 4 | 12 | 3.0 | 12 | 0 |
| 12t) | Hayward, LA-C | 4 | 7 | 1.8 | 7 | 0 |
| 12t) | Fuller, Was. | 4 | 4 | 1.0 | 3 | 0 |

NFL / LEADERS IN SACKS

| Rank | Player, Team | Sacks |
|------|------------------------|-------|
| 1) | Jones, Ariz (LB) | 17.0 |
| 2t) | Campbell, Jac. (DE) | 14.5 |
| 2t) | Lawrence, Dal. (DE) | 14.5 |
| 4t) | Griffen, Min. (DE) | 13.0 |
| 4t) | Jordan, N.O. (DE) | 13.0 |
| 4t) | Kerrigan, Was. (LB) | 13.0 |
| 7) | Bosa, LA-C (DE) | 12.5 |
| 8t) | Ansah, Det. (DE) | 12.0 |
| 8t) | Heyward, Pit. (DE) | 12.0 |
| 8t) | Ngakoue, Jac. (DE) | 12.0 |
| 11t) | Addison, Car. (DE) | 11.0 |
| 11t) | Donald, LA-R (DE) | 11.0 |
| 11t) | Peppers, Car. (DE) | 11.0 |
| 11t) | Suggs, Bal. (LB) | 11.0 |
| 15t) | Ingram, LA-C (LB) | 10.5 |
| 15t) | Mack, Oak. (DE) | 10.5 |
| 15t) | Wake, Mia. (DE) | 10.5 |
| 18) | Miller, Den. (LB) | 10.0 |
| 19t) | Clayborn, Atl. (DE) | 9.5 |
| 19t) | Clowney, Hou. (LB) | 9.5 |
| 19t) | B. Graham, Phi. (DE) | 9.5 |
| 19t) | Houston, K.C. (LB) | 9.5 |
| 23t) | Atkins, Cin. (DT) | 9.0 |
| 23t) | Clark, Sea. (DE) | 9.0 |
| 25t) | Bennett, Sea. (DE) | 8.5 |
| 25t) | Hicks, Chi. (DE) | 8.5 |
| 25t) | *Lawson, Cin. (DE) | 8.5 |
| 25t) | Matthews, G.B. (LB) | 8.5 |
| 25t) | Quinn, LA-R (LB) | 8.5 |
| 30t) | Fowler, Jac. (DE) | 8.0 |
| 30t) | Irvin, Oak. (LB) | 8.0 |
| 30t) | Jackson, Jac. (DT) | 8.0 |
| 30t) | Judon, Bal. (LB) | 8.0 |
| 30t) | Pierre-Paul, NY-G (DE) | 8.0 |
| 30t) | Smith, Was. (LB) | 8.0 |
| 30t) | Williams, Pit. (LB) | 8.0 |
| 37t) | Dunlap, Cin. (DE) | 7.5 |
| 37t) | Morgan, Ten. (LB) | 7.5 |
| 37t) | Short, Car. (DT) | 7.5 |
| 40t) | *Garrett, Cle. (DE) | 7.0 |
| 40t) | Hunter, Min. (DE) | 7.0 |
| 40t) | Irving, Dal. (DT) | 7.0 |
| 40t) | Orakpo, Ten. (LB) | 7.0 |
| 40t) | Perry, G.B. (LB) | 7.0 |
| 40t) | Vernon, NY-G (DE) | 7.0 |
| 40t) | *Watt, Pit. (LB) | 7.0 |
| 47t) | Dumervil, S.F. (DE) | 6.5 |
| 47t) | T. Flowers, N.E. (DE) | 6.5 |
| 47t) | Jones, K.C. (DE) | 6.5 |
| 47t) | Zettel, Det. (DE) | 6.5 |

NFL / FUMBLE RECOVERIES

| Rank | Player, Team | TotRec | OffRec | DefRec |
|------|--------------------|--------|--------|--------|
| 1) | Winston, T.B. | 7 | 7 | 0 |
| 2t) | Cutler, Mia. | 6 | 6 | 0 |
| 2t) | McCown, NY-J | 6 | 6 | 0 |
| 2t) | *Trubisky, Chi. | 6 | 6 | 0 |
| 2t) | Wilson, Sea. | 6 | 6 | 0 |
| 6t) | Brissett, Ind. | 5 | 5 | 0 |
| 6t) | David, T.B. | 5 | 0 | 5 |
| 6t) | Manning, NY-G | 5 | 5 | 0 |
| 6t) | Rivers, LA-C | 5 | 5 | 0 |
| 10t) | Cousins, Was. | 4 | 4 | 0 |
| 10t) | Erickson, Cin. | 4 | 4 | 0 |
| 10t) | Flacco, Bal. | 4 | 4 | 0 |
| 10t) | Raymond, NY-J-NY-G | 4 | 4 | 0 |
| 10t) | Wentz, Phi. | 4 | 4 | 0 |
| 10t) | Whitehead, Det. | 4 | 0 | 4 |

WEEK 17 / THROUGH SUNDAY, DECEMBER 31, 2017

NFL / OFFENSIVE FUMBLE RECOVERIES

| Rank | Player, Team | Ret | Yards | Avg | Long | TD |
|------|--------------------|-----|-------|-----|------|----|
| 1) | Winston, T.B. | 7 | 0 | 0.0 | 0 | 0 |
| 2t) | Cutler, Mia. | 6 | 0 | 0.0 | 0 | 0 |
| 2t) | McCown, NY-J | 6 | 0 | 0.0 | 0 | 0 |
| 2t) | *Trubisky, Chi. | 6 | 0 | 0.0 | 0 | 0 |
| 2t) | Wilson, Sea. | 6 | 0 | 0.0 | 0 | 0 |
| 6t) | Brissett, Ind. | 5 | 0 | 0.0 | 0 | 0 |
| 6t) | Manning, NY-G | 5 | 0 | 0.0 | 0 | 0 |
| 6t) | Rivers, LA-C | 5 | 0 | 0.0 | 0 | 0 |
| 9t) | Cousins, Was. | 4 | 0 | 0.0 | 0 | 0 |
| 9t) | Erickson, Cin. | 4 | 0 | 0.0 | 0 | 0 |
| 9t) | Flacco, Bal. | 4 | 0 | 0.0 | 0 | 0 |
| 9t) | Raymond, NY-J-NY-G | 4 | 0 | 0.0 | 0 | 0 |
| 9t) | Wentz, Phi. | 4 | 0 | 0.0 | 0 | 0 |
| 14t) | *Agnew, Det. | 3 | 0 | 0.0 | 0 | 0 |
| 14t) | Barner, Phi. | 3 | 0 | 0.0 | 0 | 0 |
| 14t) | Bortles, Jac. | 3 | 0 | 0.0 | 0 | 0 |
| 14t) | Brees, N.O. | 3 | 0 | 0.0 | 0 | 0 |
| 14t) | Foles, Phi. | 3 | 0 | 0.0 | 0 | 0 |
| 14t) | Gabbert, Ariz | 3 | 0 | 0.0 | 0 | 0 |
| 14t) | Glennon, Chi. | 3 | 0 | 0.0 | 0 | 0 |
| 14t) | Havenstein, LA-R | 3 | 0 | 0.0 | 0 | 0 |
| 14t) | D. Johnson, Cle. | 3 | 0 | 0.0 | 0 | 0 |
| 14t) | Jones, Pit. | 3 | 0 | 0.0 | 0 | 0 |
| 14t) | *McKenzie, Den. | 3 | 0 | 0.0 | 0 | 0 |
| 14t) | Newton, Car. | 3 | 0 | 0.0 | 0 | 0 |
| 14t) | Richard, Oak. | 3 | 0 | 0.0 | 0 | 0 |
| 14t) | A. Smith, K.C. | 3 | 0 | 0.0 | 0 | 0 |
| 14t) | Yates, Buf.-Hou. | 3 | 0 | 0.0 | 0 | 0 |

NFL / DEFENSIVE FUMBLE RECOVERIES

| Rank | Player, Team | Ret | Yards | Avg | Long | TD |
|------|---------------------|-----|-------|------|------|----|
| 1) | David, T.B. | 5 | 21 | 4.2 | 21t | 1 |
| 2) | Whitehead, Det. | 4 | 9 | 2.3 | 5 | 0 |
| 3t) | *Jackson, Chi. | 3 | 75 | 25.0 | 75t | 1 |
| 3t) | Jones, Mia. | 3 | 52 | 17.3 | 38t | 2 |
| 3t) | Mosley, Bal. | 3 | 18 | 6.0 | 18 | 0 |
| 3t) | Mingo, Ind. | 3 | 0 | 0.0 | 0 | 0 |
| 7t) | Clowney, Hou. | 2 | 71 | 35.5 | 49 | 1 |
| 7t) | Ngakoue, Jac. | 2 | 67 | 33.5 | 67t | 1 |
| 7t) | Fowler, Jac. | 2 | 53 | 26.5 | 53t | 1 |
| 7t) | Tel. Smith, Jac. | 2 | 52 | 26.0 | 52 | 1 |
| 7t) | *White, Buf. | 2 | 52 | 26.0 | 52t | 1 |
| 7t) | Peters, K.C. | 2 | 45 | 22.5 | 45t | 1 |
| 7t) | Ingram, LA-C | 2 | 39 | 19.5 | 39t | 1 |
| 7t) | Kuechly, Car. | 2 | 34 | 17.0 | 34t | 1 |
| 7t) | Collins, NY-G | 2 | 33 | 16.5 | 32 | 0 |
| 7t) | Hayden, Det. | 2 | 27 | 13.5 | 27t | 1 |
| 7t) | *Barnett, Phi. | 2 | 23 | 11.5 | 23t | 1 |
| 7t) | Cox, Phi. | 2 | 20 | 10.0 | 20t | 1 |
| 7t) | S. Richardson, Sea. | 2 | 20 | 10.0 | 20 | 0 |
| 7t) | Trufant, Atl. | 2 | 15 | 7.5 | 15t | 1 |
| 7t) | Hayward, LA-C | 2 | 11 | 5.5 | 11 | 0 |
| 7t) | Clayborn, Atl. | 2 | 10 | 5.0 | 10t | 1 |
| 7t) | Robertson, N.O. | 2 | 8 | 4.0 | 8 | 0 |
| 7t) | Skrine, NY-J | 2 | 8 | 4.0 | 8 | 0 |
| 7t) | Parker, K.C. | 2 | 7 | 3.5 | 7 | 0 |
| 7t) | Byard, Ten. | 2 | 6 | 3.0 | 6 | 0 |
| 7t) | M. Collins, Dal. | 2 | 6 | 3.0 | 6 | 0 |
| 7t) | Adams, Car. | 2 | 4 | 2.0 | 4 | 0 |
| 7t) | Woodyard, Ten. | 2 | 4 | 2.0 | 4t | 1 |
| 7t) | *Adams, NY-J | 2 | 0 | 0.0 | 0 | 0 |
| 7t) | Apple, NY-G | 2 | 0 | 0.0 | 0 | 0 |
| 7t) | Burns, Pit. | 2 | 0 | 0.0 | 0 | 0 |
| 7t) | Carrie, Oak. | 2 | 0 | 0.0 | 0 | 0 |
| 7t) | Chung, N.E. | 2 | 0 | 0.0 | 0 | 0 |
| 7t) | Cowser, Oak. | 2 | 0 | 0.0 | 0 | 0 |
| 7t) | Harris, Min. | 2 | 0 | 0.0 | 0 | 0 |
| 7t) | Hicks, Chi. | 2 | 0 | 0.0 | 0 | 0 |
| 7t) | Jenkins, NY-J | 2 | 0 | 0.0 | 0 | 0 |
| 7t) | Lawrence, Dal. | 2 | 0 | 0.0 | 0 | 0 |
| 7t) | Martinez, G.B. | 2 | 0 | 0.0 | 0 | 0 |
| 7t) | Morgan, Ten. | 2 | 0 | 0.0 | 0 | 0 |
| 7t) | Neal, Atl. | 2 | 0 | 0.0 | 0 | 0 |
| 7t) | Peppers, Car. | 2 | 0 | 0.0 | 0 | 0 |
| 7t) | Pierce, Bal. | 2 | 0 | 0.0 | 0 | 0 |
| 7t) | Rollins, G.B. | 2 | 0 | 0.0 | 0 | 0 |
| 7t) | *Te. Thompson, Sea. | 2 | 0 | 0.0 | 0 | 0 |
| 7t) | S. Williams, Cin. | 2 | 0 | 0.0 | 0 | 0 |

WEEK 17 / THROUGH SUNDAY, DECEMBER 31, 2017

| Team/Offense Rank (Within League) | | | | | | | | | | | | | | | | | | | | | | | | | | | | | | | | | |
|-----------------------------------|-----|-----|-----|-----|-----|-----|-----|----|-----|-----|----|-----|-----|-----|-----|--------|-----|-----|-----|-----|-----|-----|----|-----|-----|----|-----|-----|----|-----|-----|-----|--|
| BAL | BUF | CIN | CLE | DEN | HOU | IND | JAX | KC | LAC | MIA | NE | NYJ | OAK | PIT | TEN | | ARI | ATL | CAR | CHI | DAL | DET | GB | LAR | MIN | NO | NYG | PHI | SF | SEA | TB | WAS | |
| 27 | 29 | 32 | 24 | 17t | 20 | 31 | 6 | 5 | 4 | 25 | 1 | 28 | 17t | 3 | 23 | TYds/G | 22 | 8 | 19 | 30 | 14 | 13 | 26 | 10 | 11 | 2 | 21 | 7 | 12 | 15 | 9 | 16 | |
| 31 | 29 | 27 | 24 | 28 | 20 | 32 | 12 | 2 | 4 | 22 | 5 | 21 | 11 | 7 | 18 | TYds/P | 30 | 3 | 19 | 23 | 15 | 9 | 25 | 6 | 13 | 1 | 26 | 10 | 16 | 17 | 8 | 14 | |
| 11 | 6 | 31 | 18 | 12 | 14 | 22 | 1 | 9 | 24 | 29 | 10 | 19 | 25 | 20 | 15 | RYds/G | 30 | 13 | 4 | 16 | 2 | 32 | 17 | 8 | 7 | 5 | 26 | 3 | 21 | 23 | 27 | 28 | |
| 19 | 14 | 29 | 6 | 18 | 16 | 28 | 9 | 1 | 26 | 24 | 12 | 20 | 13 | 25 | 15 | RshAvg | 31 | 8 | 10 | 11 | 3 | 32 | 5 | 7 | 23 | 2 | 22 | 4 | 17 | 21 | 27 | 30 | |
| 29 | 31 | 27 | 22 | 20 | 21 | 30 | 17 | 7 | 1 | 18 | 2 | 24 | 16 | 3 | 23 | PsYd/G | 15 | 8 | 28 | 32 | 26 | 6 | 25 | 10 | 11 | 5 | 19 | 13 | 9 | 14 | 4 | 12 | |
| 32 | 27 | 21 | 30 | 28 | 22 | 29 | 11 | 6 | 2 | 24 | 5 | 20 | 13 | 4 | 17 | PasAvg | 23 | 3 | 19 | 25 | 18 | 8 | 31 | 7 | 9 | 1 | 26 | 14 | 16 | 15 | 10 | 12 | |
| 13 | 10 | 16t | 32 | 31 | 28 | 7 | 19 | 3 | 8 | 30 | 2 | 16t | 21 | 23 | 29 | %HdInt | 25 | 12 | 26 | 22 | 24 | 9 | 27 | 1 | 5 | 4 | 14 | 6 | 20 | 11 | 15 | 18 | |
| 7 | 30 | 22 | 26 | 28 | 31 | 32 | 6 | 16 | 1 | 10 | 12 | 29 | 4 | 3 | 18 | Sac/PP | 25 | 5 | 17 | 23 | 14 | 24 | 27 | 9 | 8 | 2 | 11 | 13 | 19 | 21 | 15 | 20 | |
| 15t | 26t | 30t | 22t | 20 | 14 | 30t | 7t | 10 | 5 | 25 | 1 | 29 | 24 | 3 | 22t | 1D/Gm | 17 | 9 | 12 | 30t | 13 | 21 | 18 | 15t | 6 | 7t | 28 | 4 | 11 | 19 | 2 | 26t | |
| 27 | 6 | 29 | 28 | 15 | 22 | 18 | 20 | 14 | 12 | 32 | 10 | 23 | 11 | 2 | 25 | 3D Eff | 24 | 1 | 7 | 26 | 5 | 17 | 13 | 9 | 3 | 19 | 30 | 8 | 16 | 21 | 4 | 31 | |
| 4 | 31 | 20t | 11 | 25 | 12t | 15 | 2 | 28 | 16t | 29 | 5 | 8 | 26 | 24 | 12t | 4D Eff | 19 | 27 | 16t | 22 | 10 | 32 | 9 | 20t | 30 | 1 | 23 | 3 | 18 | 7 | 12t | 6 | |
| 5 | 12 | 14 | 29 | 15 | 17 | 28 | 8 | 26 | 9 | 21 | 18 | 32 | 30 | 23 | 16 | PR Avg | 22 | 20 | 19 | 3 | 13 | 1 | 2 | 4 | 7 | 25 | 31 | 11 | 10 | 24 | 6 | 27 | |
| 1 | 24 | 26 | 8 | 7 | 21 | 18 | 14 | 9 | 30 | 20 | 12 | 23 | 16 | 29 | 13 | KR Avg | 22 | 11 | 10 | 19 | 3 | 32 | 15 | 2 | 4 | 6 | 28 | 27 | 31 | 5 | 17 | 25 | |
| 21 | 17 | 11 | 9 | 23 | 2 | 22 | 26 | 14 | 3 | 19 | 28 | 10 | 5 | 31 | 1 | GPntAv | 6 | 16 | 12 | 8 | 24 | 25 | 20 | 4 | 32 | 7 | 30 | 18 | 27 | 15 | 29 | 13 | |
| 20 | 19 | 13 | 21 | 22 | 10 | 4 | 30 | 12 | 9 | 15 | 17 | 18 | 3 | 23 | 1 | NPntAv | 25 | 14 | 5 | 24 | 8 | 27 | 7 | 2 | 28 | 6 | 32 | 16 | 11 | 31 | 26 | 29 | |
| 9 | 22 | 26 | 32 | 27 | 17 | 30 | 5 | 6 | 13 | 28 | 2 | 24 | 23 | 8 | 19 | Pts/Gm | 25 | 15 | 12 | 29 | 14 | 7 | 21 | 1 | 10 | 4 | 31 | 3 | 20 | 11 | 18 | 16 | |
| 6 | 10 | 9 | 26t | 26t | 21t | 16t | 13t | 8 | 32 | 7 | 4 | 19t | 24 | 5 | 19t | FG% | 21t | 11 | 1 | 29 | 25 | 13t | 23 | 3 | 18 | 12 | 31 | 16t | 2 | 30 | 28 | 13t | |

| Opponent/Defense Rank (Within League) | | | | | | | | | | | | | | | | | | | | | | | | | | | | | | | | | |
|---------------------------------------|-----|-----|-----|-----|-----|-----|-----|----|-----|-----|-----|-----|-----|-----|-----|--------|-----|-----|-----|-----|-----|-----|----|-----|-----|----|-----|-----|-----|-----|-----|-----|--|
| BAL | BUF | CIN | CLE | DEN | HOU | IND | JAX | KC | LAC | MIA | NE | NYJ | OAK | PIT | TEN | | ARI | ATL | CAR | CHI | DAL | DET | GB | LAR | MIN | NO | NYG | PHI | SF | SEA | TB | WAS | |
| 12 | 26 | 18 | 14 | 3 | 20 | 30 | 2 | 28 | 15 | 16 | 29 | 25 | 23 | 5 | 13 | TYds/G | 6 | 9 | 7 | 10 | 8 | 27 | 22 | 19 | 1 | 17 | 31 | 4 | 24 | 11 | 32 | 21 | |
| 7 | 20 | 6 | 12 | 3 | 29 | 30 | 1 | 26 | 15 | 23 | 31 | 21 | 27 | 14 | 8 | TYds/P | 4 | 13 | 17 | 11 | 10 | 24 | 25 | 19 | 2 | 22 | 28 | 9 | 16 | 5 | 32 | 18 | |
| 15 | 29 | 30 | 7 | 5 | 13 | 26 | 21 | 25 | 31 | 14 | 20 | 24 | 12 | 10 | 4 | RYds/G | 6 | 9 | 3 | 11 | 8 | 18 | 17 | 28 | 2 | 16 | 27 | 1 | 22 | 19 | 23 | 32 | |
| 16 | 25 | 22 | 2 | 1 | 10 | 9 | 26 | 23 | 32 | 17 | 31 | 15 | 13 | 27 | 4 | RshAvg | 3 | 19 | 11 | 12 | 18 | 21 | 8 | 30 | 5 | 28 | 20 | 6 | 7 | 14 | 24 | 29 | |
| 10 | 20 | 8 | 19 | 4 | 24 | 28 | 1 | 29 | 3 | 16 | 30 | 21 | 26 | 5 | 25 | PsYd/G | 14 | 12 | 18 | 7 | 11 | 27 | 23 | 13 | 2 | 15 | 31 | 17 | 22 | 6 | 32 | 9 | |
| 4 | 19 | 5 | 26 | 18 | 30 | 32 | 1 | 25 | 3 | 23 | 20 | 21 | 28 | 11 | 13 | PasAvg | 12 | 10 | 17 | 14 | 8 | 22 | 29 | 9 | 2 | 16 | 27 | 7 | 24 | 6 | 31 | 15 | |
| 2 | 9 | 24 | 31 | 20 | 18 | 13 | 1 | 11 | 4 | 28 | 21 | 23 | 32 | 7 | 22 | %HdInt | 12 | 30 | 26 | 29 | 27 | 5 | 19 | 6 | 15 | 3 | 17 | 8 | 25 | 14 | 16 | 10 | |
| 11 | 31 | 9 | 20 | 17 | 21 | 29 | 2 | 27 | 5 | 25 | 12 | 28 | 24 | 1 | 13 | Sac/PP | 19 | 14 | 3 | 6 | 16 | 23 | 10 | 4 | 18 | 8 | 30 | 22 | 26 | 15 | 32 | 7 | |
| 9 | 30 | 24t | 18 | 3 | 12 | 23 | 1 | 32 | 6t | 20 | 24t | 27 | 13 | 4 | 21t | 1D/Gm | 8 | 21t | 6t | 10 | 16 | 31 | 28 | 11 | 2 | 15 | 17 | 5 | 29 | 19 | 26 | 14 | |
| 10 | 18 | 25 | 24 | 2 | 5 | 31 | 4 | 23 | 19 | 11 | 21 | 12 | 26 | 7 | 8 | 3D Eff | 6 | 16 | 13 | 20 | 29 | 15 | 28 | 14 | 1 | 27 | 22 | 3 | 30 | 17 | 32 | 9 | |
| 11 | 24 | 18 | 19t | 8t | 27t | 19t | 16 | 21 | 5 | 3 | 13 | 15 | 30 | 7 | 27t | 4D Eff | 14 | 29 | 10 | 23 | 6 | 22 | 31 | 25t | 12 | 8t | 4 | 1t | 32 | 17 | 1t | 25t | |
| 20 | 5 | 23 | 30 | 21 | 32 | 3 | 16 | 13 | 12 | 10 | 4 | 24 | 11 | 18 | 15 | PR Avg | 29 | 19 | 8 | 28 | 1 | 17 | 6 | 9 | 22 | 26 | 27 | 14 | 2 | 25 | 7 | 31 | |
| 1 | 20 | 26 | 28 | 23 | 11 | 4 | 13 | 5 | 31 | 6 | 3 | 8 | 7 | 15 | 27 | KR Avg | 21 | 32 | 16 | 19 | 18 | 12 | 22 | 24 | 25 | 29 | 14 | 17 | 9 | 10 | 30 | 2 | |
| 9 | 3 | 15 | 8 | 25 | 31 | 19 | 20 | 1 | 18 | 23 | 12 | 22 | 5 | 14 | 32 | GPntAv | 28 | 27 | 24 | 30 | 13 | 16 | 2 | 7 | 17 | 10 | 21 | 11 | 29 | 6 | 26 | 4 | |
| 11 | 4 | 6 | 10 | 20 | 32 | 27 | 13 | 3 | 18 | 22 | 9 | 29 | 23 | 28 | 31 | NPntAv | 30 | 25 | 24 | 21 | 8 | 1 | 5 | 2 | 12 | 16 | 26 | 7 | 15 | 14 | 19 | 17 | |
| 6 | 18 | 16 | 31 | 22t | 32 | 30 | 2 | 15 | 3 | 29 | 5 | 22t | 20 | 7 | 17 | Pts/Gm | 19 | 8 | 11 | 9 | 13t | 21 | 26 | 12 | 1 | 10 | 27t | 4 | 25 | 13t | 22t | 27t | |
| 14t | 30 | 21 | 19 | 24 | 32 | 12 | 31 | 9 | 17 | 6 | 2 | 3 | 16 | 11 | 27 | FG% | 25 | 14t | 18 | 28 | 4 | 8 | 29 | 1 | 26 | 13 | 7 | 5 | 22t | 22t | 20 | 10 | |

| | | | | | | | | | | |
|--------------------|-----------------|---------|-----------------|-----|------|------|------|-----|------|----|
| WON 9, LOST 7 | | | * RUSHING | | | No. | Yds | Avg | Long | TD |
| 09/10 W 20- 0 | at Cincinnati | 55,254 | Collins | 212 | 973 | 4.6 | 50 | 6 | | |
| 09/17 W 24-10 | Cleveland | 70,605 | Allen | 153 | 591 | 3.9 | 37 | 4 | | |
| 09/24 L 7-44 | at Jacksonville | 84,592 | West | 39 | 138 | 3.5 | 13 | 2 | | |
| 10/01 L 9-26 | Pittsburgh | 71,126 | Woodhead | 14 | 56 | 4.0 | 10 | 0 | | |
| 10/08 W 30-17 | at Oakland | 54,980 | Flacco | 25 | 54 | 2.2 | 25 | 1 | | |
| 10/15 L 24-27 OT | Chicago | 70,616 | Campanaro | 5 | 42 | 8.4 | 19 | 0 | | |
| 10/22 L 16-24 | at Minnesota | 66,751 | M. Williams | 2 | 6 | 3.0 | 4 | 0 | | |
| 10/26 W 40- 0 | Miami | 70,408 | Wallace | 1 | 4 | 4.0 | 4 | 0 | | |
| 11/05 L 20-23 | at Tennessee | 67,322 | Mayle | 2 | 2 | 1.0 | 2t | 1 | | |
| 11/19 W 23- 0 | at Green Bay | 77,945 | Rainey | 1 | 2 | 2.0 | 2 | 0 | | |
| 11/27 W 23-16 | Houston | 70,357 | Mallett | 4 | -3 | -.8 | 0 | 0 | | |
| 12/03 W 44-20 | Detroit | 70,500 | C. Moore | 2 | -9 | -4.5 | -4 | 0 | | |
| 12/10 L 38-39 | at Pittsburgh | 60,069 | TEAM | 460 | 1856 | 4.0 | 50 | 14 | | |
| 12/17 W 27-10 | at Cleveland | 56,434 | OPPONENTS | 435 | 1780 | 4.1 | 59 | 12 | | |
| 12/23 W 23-16 | Indianapolis | 70,590 | * RECEIVING | No. | Yds | Avg | Long | TD | | |
| 12/31 L 27-31 | Cincinnati | 70,507 | Watson | 61 | 522 | 8.6 | 33t | 4 | | |
| | Balt. | Opp. | Wallace | 52 | 748 | 14.4 | 66 | 4 | | |
| TOTAL FIRST DOWNS | 311 | 296 | Allen | 46 | 250 | 5.4 | 20 | 2 | | |
| Rushing | 111 | 87 | Maclin | 40 | 440 | 11.0 | 48t | 3 | | |
| Passing | 168 | 179 | Woodhead | 33 | 200 | 6.1 | 22 | 0 | | |
| Penalty | 32 | 30 | Boyle | 28 | 203 | 7.3 | 16 | 0 | | |
| 3rd Down: Made/Att | 76/223 | 82/222 | Collins | 23 | 187 | 8.1 | 37 | 0 | | |
| 3rd Down Pct. | 34.1 | 36.9 | Campanaro | 19 | 173 | 9.1 | 18 | 1 | | |
| 4th Down: Made/Att | 10/16 | 6/16 | C. Moore | 18 | 248 | 13.8 | 30t | 3 | | |
| 4th Down Pct. | 62.5 | 37.5 | M. Williams | 15 | 86 | 5.7 | 17 | 1 | | |
| POSSESSION AVG. | 30:38 | 29:22 | Perriman | 10 | 77 | 7.7 | 14 | 0 | | |
| TOTAL NET YARDS | 4886 | 5201 | Rainey | 5 | 18 | 3.6 | 12 | 0 | | |
| Avg. Per Game | 305.4 | 325.1 | Whalen | 4 | 23 | 5.8 | 9 | 0 | | |
| Total Plays | 1054 | 1045 | Ricard | 4 | 12 | 3.0 | 6t | 2 | | |
| Avg. Per Play | 4.6 | 5.0 | Matthews | 3 | 25 | 8.3 | 12 | 0 | | |
| NET YARDS RUSHING | 1856 | 1780 | West | 2 | 23 | 11.5 | 15 | 0 | | |
| Avg. Per Game | 116.0 | 111.3 | TEAM | 363 | 3235 | 8.9 | 66 | 20 | | |
| Total Rushes | 460 | 435 | OPPONENTS | 333 | 3701 | 11.1 | 57 | 18 | | |
| NET YARDS PASSING | 3030 | 3421 | * INTERCEPTIONS | No. | Yds | Avg | Long | TD | | |
| Avg. Per Game | 189.4 | 213.8 | Weddle | 6 | 85 | 14.2 | 45t | 1 | | |
| Sacked/Yards Lost | 27/205 | 41/280 | Carr | 4 | 57 | 14.3 | 33 | 0 | | |
| Gross Yards | 3235 | 3701 | J. Smith | 3 | 58 | 19.3 | 50t | 1 | | |
| Att./Completions | 567/363 | 569/333 | Mosley | 2 | 94 | 47.0 | 63t | 1 | | |
| Completion Pct. | 64.0 | 58.5 | Humphrey | 2 | 33 | 16.5 | 18 | 0 | | |
| Had Intercepted | 13 | 22 | Webb | 2 | 10 | 5.0 | 10 | 0 | | |
| PUNTS/AVERAGE | 85/44.3 | 77/44.6 | Bowser | 1 | 27 | 27.0 | 27 | 0 | | |
| NET PUNTING AVG. | 85/40.3 | 77/40.2 | Jefferson | 1 | 13 | 13.0 | 13 | 0 | | |
| PENALTIES/YARDS | 91/749 | 96/807 | Levine | 1 | 8 | 8.0 | 8 | 0 | | |
| FUMBLES/BALL LOST | 19/4 | 22/12 | TEAM | 22 | 385 | 17.5 | 63t | 3 | | |
| TOUCHDOWNS | 42 | 32 | OPPONENTS | 13 | 340 | 26.2 | 90t | 2 | | |
| Rushing | 14 | 12 | * PUNTING | No. | Yds | Avg | Net | TB | In | Lg |
| Passing | 20 | 18 | Koch | 84 | 3765 | 44.8 | 40.3 | 3 | 40 | 67 |
| Returns | 8 | 2 | TEAM | 85 | 3765 | 44.3 | 40.3 | 3 | 40 | 67 |
| * SCORE BY PERIODS | | | | | | | | | | |

BUFFALO BILLS / WEEK 17 / THROUGH SUNDAY, DECEMBER 31, 2017

| | | | | | | | | | | | | | | | | | | |
|--|------------------|---------|-----------------|------|---------|---------|-----------|------|--|------|-----------|--------|-------|------|------|------|----|--|
| WON 9, LOST 7 | * RUSHING | | | | | | | | | | No. | Yds | Avg | Long | TD | | | |
| 09/10 W 21-12 | N.Y. Jets | 68,751 | McCoy | 287 | 1138 | 4.0 | 48t | 6 | | | | | | | | | | |
| 09/17 L 3- 9 | at Carolina | 74,122 | Taylor | 84 | 427 | 5.1 | 32 | 4 | | | | | | | | | | |
| 09/24 W 26-16 | Denver | 68,865 | Tolbert | 66 | 247 | 3.7 | 25 | 1 | | | | | | | | | | |
| 10/01 W 23-17 | at Atlanta | 71,273 | Cadet LG | 23 | 96 | 4.2 | 12 | 0 | | | | | | | | | | |
| 10/08 L 16-20 | at Cincinnati | 52,367 | Cadet TM | 22 | 93 | 4.2 | 12 | 0 | | | | | | | | | | |
| 10/22 W 30-27 | Tampa Bay | 68,561 | Webb | 8 | 54 | 6.8 | 22 | 0 | | | | | | | | | | |
| 10/29 W 34-14 | Oakland | 69,599 | Murphy LG | 7 | 41 | 5.9 | 25 | 0 | | | | | | | | | | |
| 11/02 L 21-34 | at N.Y. Jets | 77,562 | Murphy TM | 7 | 41 | 5.9 | 25 | 0 | | | | | | | | | | |
| 11/12 L 10-47 | New Orleans | 67,501 | Peterman | 7 | 23 | 3.3 | 9 | 0 | | | | | | | | | | |
| 11/19 L 24-54 | at L.A. Chargers | 25,015 | Williams | 1 | 1 | 1.0 | 1t | 1 | | | | | | | | | | |
| 11/26 W 16-10 | at Kansas City | 74,929 | K. Clay TM | 1 | 0 | 0.0 | 0 | 0 | | | | | | | | | | |
| 12/03 L 3-23 | New England | 68,499 | DiMarco | 2 | -2 | -1.0 | 0 | 0 | | | | | | | | | | |
| 12/10 W 13- 7 OT | Indianapolis | 60,222 | Thompson LG | 2 | -5 | -2.5 | 0 | 0 | | | | | | | | | | |
| 12/17 W 24-16 | Miami | 62,202 | Thompson TM | 2 | -5 | -2.5 | 0 | 0 | | | | | | | | | | |
| 12/24 L 16-37 | at New England | 65,878 | TEAM | 487 | 2017 | 4.1 | 48t | 12 | | | | | | | | | | |
| 12/31 W 22-16 | at Miami | 65,571 | OPPONENTS | 466 | 1994 | 4.3 | 51 | 22 | | | | | | | | | | |
| | Buff. | Opp. | * RECEIVING | | | | | | | | | | No. | Yds | Avg | Long | TD | |
| TOTAL FIRST DOWNS | 278 | 348 | McCoy | 59 | 448 | 7.6 | 39 | 2 | | | | | | | | | | |
| Rushing | 105 | 121 | C. Clay | 49 | 558 | 11.4 | 44 | 2 | | | | | | | | | | |
| Passing | 149 | 199 | Benjamin LG | 48 | 692 | 14.4 | 43 | 3 | | | | | | | | | | |
| Penalty | 24 | 28 | Benjamin TM | 16 | 217 | 13.6 | 35 | 1 | | | | | | | | | | |
| 3rd Down: Made/Att | 101/241 | 82/214 | Thompson LG | 38 | 555 | 14.6 | 46 | 2 | | | | | | | | | | |
| 3rd Down Pct. | 41.9 | 38.3 | Thompson TM | 27 | 430 | 15.9 | 46 | 1 | | | | | | | | | | |
| 4th Down: Made/Att | 2/15 | 11/20 | Z. Jones | 27 | 316 | 11.7 | 33 | 2 | | | | | | | | | | |
| 4th Down Pct. | 13.3 | 55.0 | Matthews | 25 | 282 | 11.3 | 47 | 1 | | | | | | | | | | |
| POSSESSION AVG. | 28:06 | 31:54 | O'Leary | 22 | 322 | 14.6 | 32 | 2 | | | | | | | | | | |
| TOTAL NET YARDS | 4842 | 5682 | Cadet LG | 16 | 119 | 7.4 | 16 | 0 | | | | | | | | | | |
| Avg. Per Game | 302.6 | 355.1 | Cadet TM | 13 | 93 | 7.2 | 16 | 0 | | | | | | | | | | |
| Total Plays | 1010 | 1066 | Tolbert | 14 | 78 | 5.6 | 12 | 0 | | | | | | | | | | |
| Avg. Per Play | 4.8 | 5.3 | Holmes | 13 | 120 | 9.2 | 36 | 3 | | | | | | | | | | |
| NET YARDS RUSHING | 2017 | 1994 | L. Thomas | 7 | 67 | 9.6 | 22t | 1 | | | | | | | | | | |
| Avg. Per Game | 126.1 | 124.6 | DiMarco | 7 | 28 | 4.0 | 9 | 0 | | | | | | | | | | |
| Total Rushes | 487 | 466 | Tate | 6 | 81 | 13.5 | 24 | 1 | | | | | | | | | | |
| NET YARDS PASSING | 2825 | 3688 | Bray LG | 3 | 39 | 13.0 | 22 | 0 | | | | | | | | | | |
| Avg. Per Game | 176.6 | 230.5 | Murphy LG | 2 | 7 | 3.5 | 5 | 0 | | | | | | | | | | |
| Sacked/Yards Lost | 47/261 | 27/156 | Murphy TM | 2 | 7 | 3.5 | 5 | 0 | | | | | | | | | | |
| Gross Yards | 3086 | 3844 | K. Clay TM | 1 | 28 | 28.0 | 28 | 0 | | | | | | | | | | |
| Att./Completions | 476/289 | 573/370 | T. Jones | 1 | 11 | 11.0 | 11 | 0 | | | | | | | | | | |
| Completion Pct. | 60.7 | 64.6 | TEAM | 289 | 3086 | 10.7 | 47 | 16 | | | | | | | | | | |
| Had Intercepted | 10 | 18 | OPPONENTS | 370 | 3844 | 10.4 | 77t | 14 | | | | | | | | | | |
| PUNTS/AVERAGE | 79/44.7 | 62/43.1 | * INTERCEPTIONS | | | | | | | | | | No. | Yds | Avg | Long | TD | |
| NET PUNTING AVG. | 79/40.5 | 62/38.0 | Hyde | 5 | 64 | 12.8 | 37 | 0 | | | | | | | | | | |
| PENALTIES/YARDS | 98/872 | 97/873 | Poyer | 5 | 33 | 6.6 | 19t | 1 | | | | | | | | | | |
| FUMBLES/BALL LOST | 17/6 | 25/7 | White | 4 | 86 | 21.5 | 63 | 0 | | | | | | | | | | |
| TOUCHDOWNS | 31 | 38 | Wright | 1 | 54 | 54.0 | 54 | 0 | | | | | | | | | | |
| Rushing | 12 | 22 | Elston TM | 1 | 22 | 22.0 | 22 | 0 | | | | | | | | | | |
| Passing | 16 | 14 | Milano | 1 | 15 | 15.0 | 15 | 0 | | | | | | | | | | |
| Returns | 3 | 2 | Gaines | 1 | 1 | 1.0 | 1 | 0 | | | | | | | | | | |
| * SCORE BY PERIODS | Q1 | Q2 | Q3 | Q4 | OT | PTS | TEAM | 18 | 275 | 15.3 | 63 | 1 | | | | | | |
| TEAM | 40 | 105 | 58 | 93 | 6 | 302 | OPPONENTS | 10 | 190 | 19.0 | 59t | 1 | | | | | | |
| OPPONENTS | 56 | 97 | 94 | 112 | 0 | 359 | * PUNTING | No. | Yds | Avg | Net | TB | In | Lg | B | | | |
| * SCORING | TD-Ru-Pa-Rt | K-PAT | FG | S | PTS | Schmidt | 79 | 3529 | 44.7 | 40.5 | 6 | 28 | 60 | 0 | | | | |
| Hauschka | 0 | 0 | 0 | 0 | 29/29 | 29/33 | 0 | 116 | TEAM | 79 | 3529 | 44.7 | 40.5 | 6 | 28 | 60 | 0 | |
| McCoy | 8 | 6 | 2 | 0 | | | 0 | 48 | OPPONENTS | 62 | 2670 | 43.1 | 38.0 | 5 | 22 | 58 | 0 | |
| Taylor | 4 | 4 | 0 | 0 | | | 0 | 24 | * PUNT RETURNS | | Ret | FC | Yds | Avg | Long | TD | | |
| Benjamin LG | 3 | 0 | 3 | 0 | | | 0 | 18 | Tate | 20 | 6 | 193 | 9.7 | 40 | 0 | | | |
| Benjamin TM | 1 | 0 | 1 | 0 | | | 0 | 6 | Bray LG | 17 | 8 | 90 | 5.3 | 20 | 0 | | | |
| Holmes | 3 | 0 | 3 | 0 | | | 0 | 18 | K. Clay TM | 2 | 1 | 2 | 1.0 | 2 | 0 | | | |
| C. Clay | 2 | 0 | 2 | 0 | | | 0 | 12 | Hyde | 2 | 6 | 18 | 9.0 | 12 | 0 | | | |
| Z. Jones | 2 | 0 | 2 | 0 | | | 0 | 12 | TEAM | 24 | 13 | 213 | 8.9 | 40 | 0 | | | |
| O'Leary | 2 | 0 | 2 | 0 | | | 0 | 12 | OPPONENTS | 38 | 16 | 210 | 5.5 | 26 | 0 | | | |
| Thompson LG | 2 | 0 | 2 | 0 | | | 0 | 12 | * KICKOFF RETURNS | No. | Yds | Avg | Long | TD | | | | |
| Thompson TM | 1 | 0 | 1 | 0 | | | 0 | 6 | Tate | 28 | 548 | 19.6 | 29 | 0 | | | | |
| Matthews | 1 | 0 | 1 | 0 | | | 0 | 6 | Bray LG | 18 | 430 | 23.9 | 60 | 0 | | | | |
| Milano | 1 | 0 | 0 | 1 | | | 0 | 6 | Thompson LG | 11 | 229 | 20.8 | 29 | 0 | | | | |
| Poyer | 1 | 0 | 0 | 1 | | | 0 | 6 | T. Jones | 2 | 50 | 25.0 | 27 | 0 | | | | |
| Tate | 1 | 0 | 1 | 0 | | | 0 | 6 | DiMarco | 1 | 24 | 24.0 | 24 | 0 | | | | |
| L. Thomas | 1 | 0 | 1 | 0 | | | 0 | 6 | Murphy LG | 1 | 18 | 18.0 | 18 | 0 | | | | |
| Tolbert | 1 | 1 | 0 | 0 | | | 0 | 6 | Murphy TM | 1 | 18 | 18.0 | 18 | 0 | | | | |
| White | 1 | 0 | 0 | 1 | | | 0 | 6 | TEAM | 32 | 640 | 20.0 | 29 | 0 | | | | |
| Williams | 1 | 1 | 0 | 0 | | | 0 | 6 | OPPONENTS | 31 | 681 | 22.0 | 61 | 0 | | | | |
| TEAM | 31 | 12 | 16 | 3 | 29/29 | 29/33 | 0 | 302 | * FIELD GOALS | 1-19 | 20-29 | 30-39 | 40-49 | 50+ | | | | |
| OPPONENTS | 38 | 22 | 14 | 2 | 35/36 | 32/35 | 0 | 359 | Hauschka | 0/ 0 | 6/ 6 | 9/ 9 | 7/ 9 | 7/ 9 | | | | |
| 2-Pt Conv: TM 0-1, OPP 0-2 | | | | | | | | | TEAM | 0/ 0 | 6/ 6 | 9/ 9 | 7/ 9 | 7/ 9 | | | | |
| SACKS: Hughes 4, Lawson 4, Alexander 3, | | | | | | | | | OPPONENTS | 0/ 0 | 12/12 | 11/12 | 5/ 7 | 4/ 4 | | | | |
| Davis 3, Williams 3, Poyer 2, Thornton 2, | | | | | | | | | Hauschka: (46N)(45G)(49G,55G,53G,27G)(24G,56G, | | | | | | | | | |
| Capi LG 1, Capi TM 1, Dareus TM 1, Humber 1, | | | | | | | | | 55G)(31G,38G,28G)(25G,41N,52G,30G)(35G,44G)(| | | | | | | | | |
| Washington 1, Yarbrough 1, (group) 1, TM 27, | | | | | | | | | (37G)(50G)(34G,52N,56G,49G)(49G)() (34G)(41G,23G, | | | | | | | | | |
| OPP 47 | | | | | | | | | 30G,50N)(23G,49G,33G) | | | | | | | | | |
| FUM/LOST: Taylor 4/2, McCoy 3/1, | | | | | | | | | OPP: (48G,52G)(34G,28G,20G)(38G,35G,28G)(28G) | | | | | | | | | |
| Peterman 2/0, Tolbert 2/1, Bray(LG) 1/0, | | | | | | | | | (30G,29G)(50G,25G)() (45G,32G)(23G,53G)(46N,33G, | | | | | | | | | |
| C. Clay 1/0, K. Clay(TM) 1/0, Matthews 1/1, | | | | | | | | | 28G,39G,28G)(45G)(50G,31G,39G)(33N,43N)(28G,41G, | | | | | | | | | |
| O'Leary 1/1, Tate 1/0, Thompson(LG) 1/0, | | | | | | | | | 26G)(21G,40G,34G)(36G) | | | | | | | | | |
| Wright 1/0 | | | | | | | | | | | | | | | | | | |
| * PASSING | Att | Cmp | Yds | Cmp% | Yds/Att | TD | TD% | Int | Int% | Long | Sack/Lost | Rating | | | | | | |
| Taylor | 420 | 263 | 2799 | 62.6 | 6.66 | 14 | 3.3 | 4 | 1.0 | 47 | 46/ 256 | 89.2 | | | | | | |
| Peterman | 49 | 24 | 252 | 49.0 | 5.14 | 2 | 4.1 | 5 | 10.2 | 21 | 1/ 5 | 38.4 | | | | | | |
| Webb | 7 | 2 | 35 | 28.6 | 5.00 | 0 | 0.0 | 1 | 14.3 | 34 | 0/ 0 | 8.3 | | | | | | |
| TEAM | 476 | 289 | 3086 | 60.7 | 6.48 | 16 | 3.4 | 10 | 2.1 | 47 | 47/ 261 | 82.1 | | | | | | |
| OPPONENTS | 573 | 370 | 3844 | 64.6 | 6.71 | 14 | 2.4 | 18 | 3.1 | 77t | 27/ 156 | 78.9 | | | | | | |

WON 7. LOST 9 * RUSHING

| | | | | | | | | | | | | | | | | | | | | | | | | |
|--|---|-------|-----------------|-------------|-------------|----------------|------|---------|-------------------|-----------|--|--|-------|-----------|--------|------|---|--|--|-----|-----|-----|------|----|
| WON 7, LOST 9 | | | | | | | | | | * RUSHING | | | | | | | | | | No. | Yds | Avg | Long | TD |
| 09/10 | L | 0-20 | Baltimore | 55,254 | Mixon | 178 | 626 | 3.5 | 25 | 4 | | | | | | | | | | | | | | |
| 09/14 | L | 9-13 | Houston | 52,942 | Bernard | 105 | 458 | 4.4 | 25 | 2 | | | | | | | | | | | | | | |
| 09/24 | L | 24-27 | OT at Green Bay | 78,323 | J. Hill | 37 | 116 | 3.1 | 13 | 0 | | | | | | | | | | | | | | |
| 10/01 | W | 31- 7 | at Cleveland | 67,431 | Dalton | 38 | 99 | 2.6 | 25 | 0 | | | | | | | | | | | | | | |
| 10/08 | W | 20-16 | Buffalo | 52,367 | B. Hill | 11 | 37 | 3.4 | 11 | 0 | | | | | | | | | | | | | | |
| 10/22 | L | 14-29 | at Pittsburgh | 65,363 | B. Hill | 11 | 37 | 3.4 | 11 | 0 | | | | | | | | | | | | | | |
| 10/29 | W | 24-23 | Indianapolis | 57,901 | Erickson | 5 | 16 | 3.2 | 14 | 0 | | | | | | | | | | | | | | |
| 11/05 | L | 7-23 | at Jacksonville | 60,720 | Ross | 1 | 12 | 12.0 | 12 | 0 | | | | | | | | | | | | | | |
| 11/12 | L | 20-24 | at Tennessee | 67,432 | Malone | 2 | 2 | 1.0 | 4 | 0 | | | | | | | | | | | | | | |
| 11/19 | W | 20-17 | at Denver | 75,707 | TEAM | 377 | 1366 | 3.6 | 25 | 6 | | | | | | | | | | | | | | |
| 11/26 | W | 30-16 | Cleveland | 51,710 | OPPONENTS | 489 | 2046 | 4.2 | 49t | 13 | | | | | | | | | | | | | | |
| 12/04 | L | 20-23 | Pittsburgh | 56,029 | * RECEIVING | No. | Yds | Avg | Long | TD | | | | | | | | | | | | | | |
| 12/10 | L | 7-33 | Chicago | 52,002 | Green | 75 | 1078 | 14.4 | 77t | 8 | | | | | | | | | | | | | | |
| 12/17 | L | 7-34 | at Minnesota | 66,833 | LaFell | 52 | 548 | 10.5 | 45 | 3 | | | | | | | | | | | | | | |
| 12/24 | W | 26-17 | Detroit | 47,732 | Bernard | 43 | 389 | 9.0 | 61t | 2 | | | | | | | | | | | | | | |
| 12/31 | W | 31-27 | at Baltimore | 70,507 | Kroft | 42 | 404 | 9.6 | 59 | 7 | | | | | | | | | | | | | | |
| | | | Cin. | Opp. | Mixon | 30 | 287 | 9.6 | 67 | 0 | | | | | | | | | | | | | | |
| TOTAL FIRST DOWNS | | | | 267 | 325 | 22 | 225 | 10.2 | 49t | 2 | | | | | | | | | | | | | | |
| Rushing | | | | 72 | 111 | 12 | 180 | 15.0 | 37 | 1 | | | | | | | | | | | | | | |
| Passing | | | | 165 | 173 | 10 | 92 | 9.2 | 21 | 1 | | | | | | | | | | | | | | |
| Penalty | | | | 30 | 41 | 6 | 63 | 10.5 | 25t | 1 | | | | | | | | | | | | | | |
| 3rd Down: Made/Att | | | | 67/199 | 98/241 | 4 | 46 | 11.5 | 22 | 0 | | | | | | | | | | | | | | |
| 3rd Down Pct. | | | | 33.7 | 40.7 | 4 | 16 | 4.0 | 10 | 0 | | | | | | | | | | | | | | |
| 4th Down: Made/Att | | | | 5/12 | 9/19 | 2 | 36 | 18.0 | 34 | 0 | | | | | | | | | | | | | | |
| 4th Down Pct. | | | | 41.7 | 47.4 | 2 | 36 | 18.0 | 34 | 0 | | | | | | | | | | | | | | |
| POSSESSION AVG. | | | | 27:12 | 32:48 | 2 | 22 | 11.0 | 16 | 0 | | | | | | | | | | | | | | |
| TOTAL NET YARDS | | | | 4488 | 5425 | 304 | 3386 | 11.1 | 77t | 25 | | | | | | | | | | | | | | |
| Avg. Per Game | | | | 280.5 | 339.1 | 336 | 3657 | 10.9 | 72 | 20 | | | | | | | | | | | | | | |
| Total Plays | | | | 927 | 1091 | No. | Yds | Avg | Long | TD | | | | | | | | | | | | | | |
| Avg. Per Play | | | | 4.8 | 5.0 | 2 | 109 | 54.5 | 89t | 1 | | | | | | | | | | | | | | |
| NET YARDS RUSHING | | | | 1366 | 2046 | 1 | 101 | 101.0 | 101 | 0 | | | | | | | | | | | | | | |
| Avg. Per Game | | | | 85.4 | 127.9 | 1 | 75 | 75.0 | 75t | 1 | | | | | | | | | | | | | | |
| Total Rushes | | | | 377 | 489 | 1 | 16 | 16.0 | 16t | 1 | | | | | | | | | | | | | | |
| NET YARDS PASSING | | | | 3122 | 3379 | 1 | 14 | 14.0 | 14 | 0 | | | | | | | | | | | | | | |
| Avg. Per Game | | | | 195.1 | 211.2 | 1 | 12 | 12.0 | 12 | 0 | | | | | | | | | | | | | | |
| Sacked/Yards Lost | | | | 40/264 | 41/278 | 1 | 7 | 7.0 | 7 | 0 | | | | | | | | | | | | | | |
| Gross Yards | | | | 3386 | 3657 | 1 | 5 | 5.0 | 5 | 0 | | | | | | | | | | | | | | |
| Att./Completions | | | | 510/304 | 561/336 | 1 | 0 | 0.0 | 0 | 0 | | | | | | | | | | | | | | |
| Completion Pct. | | | | 59.6 | 59.9 | 1 | 0 | 0.0 | 0 | 0 | | | | | | | | | | | | | | |
| Had Intercepted | | | | 12 | 11 | 11 | 339 | 30.8 | 101 | 3 | | | | | | | | | | | | | | |
| PUNTS/AVERAGE | | | | 89/46.1 | 82/45.2 | 12 | 151 | 12.6 | 31t | 1 | | | | | | | | | | | | | | |
| NET PUNTING AVG. | | | | 89/40.8 | 82/38.7 | No. | Yds | Avg | Net | TB | | | | | | | | | | | | | | |
| PENALTIES/YARDS | | | | 110/1027 | 106/906 | Huber | 88 | 4101 | 46.6 | 40.8 | 3 | | | | | | | | | | | | | |
| FUMBLES/BALL LOST | | | | 22/11 | 7/3 | TEAM | 89 | 4101 | 46.1 | 40.8 | 3 | | | | | | | | | | | | | |
| TOUCHDOWNS | | | | 34 | 35 | OPPONENTS | 82 | 3704 | 45.2 | 38.7 | 6 | | | | | | | | | | | | | |
| Rushing | | | | 6 | 13 | * PUNT RETURNS | Ret | FC | Yds | Avg | Long | TD | | | | | | | | | | | | |
| Passing | | | | 25 | 20 | Erickson | 40 | 19 | 278 | 7.0 | 29 | 0 | | | | | | | | | | | | |
| Returns | | | | 3 | 2 | Jones | 6 | 0 | 131 | 21.8 | 40 | 0 | | | | | | | | | | | | |
| * SCORE BY PERIODS | | | | Q1 | Q2 | Q3 | Q4 | OT | PTS | Jackson | 1 | 0 | 0 | 0.0 | 0 | 0 | | | | | | | | |
| TEAM | | | | 67 | 111 | 44 | 68 | 0 | 290 | TEAM | 47 | 19 | 409 | 8.7 | 40 | 0 | | | | | | | | |
| OPPONENTS | | | | 73 | 103 | 62 | 108 | 3 | 349 | OPPONENTS | 43 | 23 | 410 | 9.5 | 63t | 1 | | | | | | | | |
| * SCORING | | | | TD-Ru-Pa-Rt | K-PAT | FG | S | PTS | * KICKOFF RETURNS | No. | Yds | Avg | Long | TD | | | | | | | | | | |
| Bullock | | | | 0 | 0 | 0 | 0 | 31/33 | 18/20 | 0 | 85 | Erickson | 32 | 663 | 20.7 | 41 | 0 | | | | | | | |
| Green | | | | 8 | 0 | 8 | 0 | 0 | 0 | 48 | Bernard | 1 | 7 | 7.0 | 7 | 0 | | | | | | | | |
| Kroft | | | | 7 | 0 | 7 | 0 | 0 | 0 | 42 | Carter | 1 | 0 | 0.0 | 0 | 0 | | | | | | | | |
| Bernard | | | | 4 | 2 | 2 | 0 | 0 | 0 | 24 | TEAM | 34 | 670 | 19.7 | 41 | 0 | | | | | | | | |
| Mixon | | | | 4 | 4 | 0 | 0 | 0 | 0 | 24 | OPPONENTS | 35 | 811 | 23.2 | 87 | 0 | | | | | | | | |
| LaFell | | | | 3 | 0 | 3 | 0 | 0 | 0 | 18 | * FIELD GOALS | 1-19 | 20-29 | 30-39 | 40-49 | 50+ | | | | | | | | |
| Boyd | | | | 2 | 0 | 2 | 0 | 0 | 0 | 12 | Bullock | 0/ 0 | 6/ 6 | 7/ 8 | 4/ 5 | 1/ 1 | | | | | | | | |
| Dennard | | | | 1 | 0 | 0 | 1 | 0 | 0 | 6 | TEAM | 0/ 0 | 6/ 6 | 7/ 8 | 4/ 5 | 1/ 1 | | | | | | | | |
| Dunlap | | | | 1 | 0 | 0 | 1 | 0 | 0 | 6 | OPPONENTS | 0/ 0 | 16/16 | 11/11 | 6/ 9 | 2/ 4 | | | | | | | | |
| Erickson | | | | 1 | 0 | 1 | 0 | 0 | 0 | 6 | Bullock: () (39G,29G,30G) (48N,46G) (41G) (30G,29G) | | | | | | | | | | | | | |
| Jackson | | | | 1 | 0 | 0 | 1 | 0 | 0 | 6 | (() (29G,34B) () () () () (31G,49G,21G) (35G,41G) () () (29G, | | | | | | | | | | | | | |
| Malone | | | | 1 | 0 | 0 | 1 | 0 | 0 | 6 | 7G,35G,51G) (32G) | | | | | | | | | | | | | |
| Uzomah | | | | 1 | 0 | 1 | 0 | 0 | 0 | 6 | OPP: (25G,25G) (26G,42G) (28G,27G) (48N) (31G,38G, | | | | | | | | | | | | | |
| Koehn | | | | 0 | 0 | 0 | 0 | 1/ 1 | 0/ 0 | 0 | 1 | 28G) (22G,24G,41G,49G,25G) (29G,33G,29G) (32G,56G, | | | | | | | | | | | | |
| TEAM | | | | 34 | 6 | 25 | 3 | 32/34 | 18/20 | 0 | 290 | 25G) (48N,44G) (61B,45G) (27G,43N,21G,39G) (30G,37G, | | | | | | | | | | | | |
| OPPONENTS | | | | 35 | 13 | 20 | 2 | 34/35 | 35/40 | 0 | 349 | 38G) (34G,27G) (53G,35G) (23G,50N) (46G,34G) | | | | | | | | | | | | |
| 2-Pt Conv: TM 0-0, OPP 0-0 | | | | | | | | | | | | | | | | | | | | | | | | |
| SACKS: Atkins 9, Lawson 8.5, Dunlap 7.5, | | | | | | | | | | | | | | | | | | | | | | | | |
| M. Johnson 5, C. Smith 3, Dennard 2, | | | | | | | | | | | | | | | | | | | | | | | | |
| Burfict 1.5, Jackson 1, Kirkpatrick 1, | | | | | | | | | | | | | | | | | | | | | | | | |
| Vigil 1, Willis 1, Sims 0.5, TM 41, OPP 40 | | | | | | | | | | | | | | | | | | | | | | | | |
| FUM/LOST: Erickson 7/1, Dalton 4/4, | | | | | | | | | | | | | | | | | | | | | | | | |
| Mixon 3/2, Green 2/2, Bodine 1/0, | | | | | | | | | | | | | | | | | | | | | | | | |
| J. Hill 1/0, Jackson 1/1, Kirkpatrick 1/0, | | | | | | | | | | | | | | | | | | | | | | | | |
| LaFell 1/0, Ross 1/1 | | | | | | | | | | | | | | | | | | | | | | | | |
| * PASSING | | | | Att | Cmp | Yds | Cmp% | Yds/Att | TD | TD% | Int | Int% | Long | Sack/Lost | Rating | | | | | | | | | |
| Dalton | | | | 496 | 297 | 3320 | 59.9 | 6.69 | 25 | 5.0 | 12 | 2.4 | 77t | 39/ 255 | 86.6 | | | | | | | | | |
| McCarron | | | | 14 | 7 | 66 | 50.0 | 4.71 | 0 | 0.0 | 0 | 0.0 | 27 | 1/ 9 | 63.4 | | | | | | | | | |
| TEAM | | | | 510 | 304 | 3386 | 59.6 | 6.64 | 25 | 4.9 | 12 | 2.4 | 77t | 40/ 264 | 86.0 | | | | | | | | | |
| OPPONENTS | | | | 561 | 336 | 3657 | 59.9 | 6.52 | 20 | 3.6 | 11 | 2.0 | 72 | 41/ 278 | 82.9 | | | | | | | | | |

| | | | | | | | | | | | | | | | | | | | | | | | | |
|--------------------|---|-------|------------------|---------|-------------|-----------------|------|------|------|------------|------|----|----|-----|----|---|--|--|--|-----|-----|-----|------|----|
| WON 0, LOST 16 | | | | | | | | | | * RUSHING | | | | | | | | | | No. | Yds | Avg | Long | TD |
| 09/10 | L | 18-21 | Pittsburgh | 67,431 | Crowell | 206 | 853 | 4.1 | 59 | 2 | | | | | | | | | | | | | | |
| 09/17 | L | 10-24 | at Baltimore | 70,605 | Kizer | 77 | 419 | 5.4 | 20 | 5 | | | | | | | | | | | | | | |
| 09/24 | L | 28-31 | at Indianapolis | 63,351 | D. Johnson | 82 | 348 | 4.2 | 19t | 4 | | | | | | | | | | | | | | |
| 10/01 | L | 7-31 | Cincinnati | 67,431 | Hogan | 10 | 71 | 7.1 | 11 | 0 | | | | | | | | | | | | | | |
| 10/08 | L | 14-17 | N.Y. Jets | 62,032 | Dayes | 5 | 13 | 2.6 | 4 | 0 | | | | | | | | | | | | | | |
| 10/15 | L | 17-33 | at Houston | 71,815 | Treggs TM | 1 | 6 | 6.0 | 6 | 0 | | | | | | | | | | | | | | |
| 10/22 | L | 9-12 | OT Tennessee | 59,061 | Higgins | 1 | 4 | 4.0 | 4 | 0 | | | | | | | | | | | | | | |
| 10/29 | L | 16-33 | Minnesota | 74,237 | Njoku | 1 | 1 | 1.0 | 1 | 0 | | | | | | | | | | | | | | |
| 11/12 | L | 24-38 | at Detroit | 64,646 | Kessler | 1 | -1 | -1.0 | -1 | 0 | | | | | | | | | | | | | | |
| 11/19 | L | 7-19 | Jacksonville | 57,003 | TEAM | 384 | 1714 | 4.5 | 59 | 11 | | | | | | | | | | | | | | |
| 11/26 | L | 16-30 | at Cincinnati | 51,710 | OPPONENTS | 467 | 1566 | 3.4 | 39 | 14 | | | | | | | | | | | | | | |
| 12/03 | L | 10-19 | at L.A. Chargers | 25,320 | * RECEIVING | No. | Yds | Avg | Long | TD | | | | | | | | | | | | | | |
| 12/10 | L | 21-27 | OT Green Bay | 67,431 | D. Johnson | 74 | 693 | 9.4 | 41t | 3 | | | | | | | | | | | | | | |
| 12/17 | L | 10-27 | Baltimore | 56,434 | DeValve | 33 | 395 | 12.0 | 49 | 1 | | | | | | | | | | | | | | |
| 12/24 | L | 3-20 | at Chicago | 58,796 | Njoku | 32 | 386 | 12.1 | 34 | 4 | | | | | | | | | | | | | | |
| 12/31 | L | 24-28 | at Pittsburgh | 50,704 | Crowell | 28 | 182 | 6.5 | 38 | 0 | | | | | | | | | | | | | | |
| | | | Clev. | Opp. | Louis | 27 | 357 | 13.2 | 37 | 0 | | | | | | | | | | | | | | |
| TOTAL FIRST DOWNS | | | | 290 | 315 | Higgins | 27 | 312 | 11.6 | 56t | 2 | | | | | | | | | | | | | |
| Rushing | | | | 97 | 95 | C. Coleman | 23 | 305 | 13.3 | 44 | 2 | | | | | | | | | | | | | |
| Passing | | | | 157 | 189 | Gordon | 18 | 335 | 18.6 | 54 | 1 | | | | | | | | | | | | | |
| Penalty | | | | 36 | 31 | Britt TM | 18 | 233 | 12.9 | 38 | 2 | | | | | | | | | | | | | |
| 3rd Down: Made/Att | | | | 73/216 | 91/224 | K. Williams | 9 | 84 | 9.3 | 14 | 0 | | | | | | | | | | | | | |
| 3rd Down Pct. | | | | 33.8 | 40.6 | Coates | 6 | 70 | 11.7 | 38 | 0 | | | | | | | | | | | | | |
| 4th Down: Made/Att | | | | 12/23 | 5/10 | Treggs TM | 5 | 79 | 15.8 | 20 | 0 | | | | | | | | | | | | | |
| 4th Down Pct. | | | | 52.2 | 50.0 | Dayes | 4 | 29 | 7.3 | 15 | 0 | | | | | | | | | | | | | |
| POSSESSION AVG. | | | | 27:49 | 32:11 | Telfer | 3 | 36 | 12.0 | 20 | 0 | | | | | | | | | | | | | |
| TOTAL NET YARDS | | | | 4942 | 5250 | Vitale | 3 | 19 | 6.3 | 11 | 0 | | | | | | | | | | | | | |
| Avg. Per Game | | | | 308.9 | 328.1 | Leslie TM | 1 | 26 | 26.0 | 26 | 0 | | | | | | | | | | | | | |
| Total Plays | | | | 1008 | 1026 | Hazel LG | 1 | 1 | 1.0 | 1 | 0 | | | | | | | | | | | | | |
| Avg. Per Play | | | | 4.9 | 5.1 | Zeitler | 1 | -4 | -4.0 | -4 | 0 | | | | | | | | | | | | | |
| NET YARDS RUSHING | | | | 1714 | 1566 | TEAM | 312 | 3537 | 11.3 | 56t | 15 | | | | | | | | | | | | | |
| Avg. Per Game | | | | 107.1 | 97.9 | OPPONENTS | 360 | 3881 | 10.8 | 61t | 28 | | | | | | | | | | | | | |
| Total Rushes | | | | 384 | 467 | * INTERCEPTIONS | No. | Yds | Avg | Long | TD | | | | | | | | | | | | | |
| NET YARDS PASSING | | | | 3228 | 3684 | McCourt | 3 | 59 | 19.7 | 56t | 1 | | | | | | | | | | | | | |
| Avg. Per Game | | | | 201.8 | 230.3 | Kindred | 1 | 30 | 30.0 | 30 | 0 | | | | | | | | | | | | | |
| Sacked/Yards Lost | | | | 50/309 | 34/197 | Schobert | 1 | 8 | 8.0 | 8 | 0 | | | | | | | | | | | | | |
| Gross Yards | | | | 3537 | 3881 | Collins | 1 | 0 | 0.0 | 0 | 0 | | | | | | | | | | | | | |
| Att./Completions | | | | 574/312 | 525/360 | Peppers | 1 | 0 | 0.0 | 0 | 0 | | | | | | | | | | | | | |
| Completion Pct. | | | | 54.4 | 68.6 | TEAM | 7 | 97 | 13.9 | 56t | 1 | | | | | | | | | | | | | |
| Had Intercepted | | | | 28 | 7 | OPPONENTS | 28 | 354 | 12.6 | 82t | 1 | | | | | | | | | | | | | |
| PUNTS/AVERAGE | | | | 82/46.7 | 83/44.5 | * PUNTING | No. | Yds | Avg | Net | TB | | | | | | | | | | | | | |
| NET PUNTING AVG. | | | | 82/40.3 | 83/39.9 | Colquitt | 80 | 3811 | 47.6 | 40.6 | 2 | 24 | | | | | | | | | | | | |
| PENALTIES/YARDS | | | | 110/924 | 101/905 | Gonzalez | 1 | 16 | 16.0 | 16.0 | 0 | 0 | | | | | | | | | | | | |
| FUMBLES/BALL LOST | | | | 25/13 | 21/6 | TEAM | 82 | 3827 | 46.7 | 40.3 | 2 | 24 | | | | | | | | | | | | |
| TOUCHDOWNS | | | | 27 | 48 | OPPONENTS | 83 | 3695 | 44.5 | 39.9 | 8 | 28 | | | | | | | | | | | | |
| Rushing | | | | 11 | 14 | * PUNT RETURNS | Ret | FC | Yds | Avg | Long | TD | | | | | | | | | | | | |
| Passing | | | | 15 | 28 | Peppers | 30 | 15 | 180 | 6.0 | 25 | 0 | | | | | | | | | | | | |
| Returns | | | | 1 | 6 | Treggs TM | 5 | 3 | 24 | 4.8 | 11 | 0 | | | | | | | | | | | | |
| * SCORE BY PERIODS | | | | Q1 | Q2 | Q3 | Q4 | OT | PTS | D. Johnson | 3 | 1 | 17 | 5.7 | 12 | 0 | | | | | | | | |
| TEAM | | | | | | | | | | | | | | | | | | | | | | | | |

DENVER BRONCOS / WEEK 17 / THROUGH SUNDAY, DECEMBER 31, 2017

| | | | | | | | | | | | |
|--|------------------|--------|--------------|---------|-----------------|-------|---------|-------|-------------------|---------------|---------------|
| WON 5, LOST 11 | | | * RUSHING | | | No. | Yds | Avg | Long | TD | |
| 09/11 W 24-21 | L.A. Chargers | 76,324 | C. Anderson | 245 | 1007 | 4.1 | 40 | 3 | | | |
| 09/17 W 42-17 | Dallas | 76,919 | Booker | 79 | 299 | 3.8 | 26 | 1 | | | |
| 09/24 L 16-26 | at Buffalo | 68,865 | Charles | 69 | 296 | 4.3 | 19 | 1 | | | |
| 10/01 W 16-10 | Oakland | 76,909 | Siemian | 31 | 127 | 4.1 | 15 | 1 | | | |
| 10/15 L 10-23 | N.Y. Giants | 76,721 | Oswieiler | 14 | 64 | 4.6 | 18t | 1 | | | |
| 10/22 L 0-21 | at L.A. Chargers | 25,388 | Lynch | 5 | 30 | 6.0 | 11 | 0 | | | |
| 10/30 L 19-29 | at Kansas City | 76,573 | D. Henderson | 7 | 13 | 1.9 | 5 | 0 | | | |
| 11/05 L 23-51 | at Philadelphia | 69,596 | Janovich | 6 | 12 | 2.0 | 4 | 1 | | | |
| 11/12 L 16-41 | New England | 76,820 | McKenzie | 1 | 4 | 4.0 | 4 | 0 | | | |
| 11/19 L 17-20 | Cincinnati | 75,707 | TEAM | 457 | 1852 | 4.1 | 40 | 8 | | | |
| 11/26 L 14-21 | at Oakland | 54,994 | OPPONENTS | 428 | 1430 | 3.3 | 47 | 9 | | | |
| 12/03 L 9-35 | at Miami | 65,092 | * RECEIVING | No. | Yds | Avg | Long | TD | | | |
| 12/10 W 23- 0 | N.Y. Jets | 75,518 | De. Thomas | 83 | 949 | 11.4 | 40 | 5 | | | |
| 12/14 W 25-13 | at Indianapolis | 63,411 | Sanders | 47 | 555 | 11.8 | 38 | 2 | | | |
| 12/24 L 11-27 | at Washington | 72,889 | Booker | 30 | 275 | 9.2 | 29 | 0 | | | |
| 12/31 L 24-27 | Kansas City | 75,928 | Fowler | 29 | 350 | 12.1 | 29 | 3 | | | |
| | Denv. | Opp. | C. Anderson | 28 | 224 | 8.0 | 25 | 1 | | | |
| TOTAL FIRST DOWNS | | | 297 | 266 | Charles | 23 | 129 | 5.6 | 20 | 0 | |
| Rushing | | | 92 | 68 | Latimer | 19 | 287 | 15.1 | 32 | 2 | |
| Passing | | | 180 | 166 | Derby | 19 | 224 | 11.8 | 29 | 2 | |
| Penalty | | | 25 | 32 | Green | 14 | 191 | 13.6 | 44 | 1 | |
| 3rd Down: Made/Att | | | 94/241 | 66/209 | Taylor | 13 | 142 | 10.9 | 30 | 0 | |
| 3rd Down Pct. | | | 39.0 | 31.6 | Heuerman | 9 | 142 | 15.8 | 54t | 2 | |
| 4th Down: Made/Att | | | 7/20 | 7/21 | Traylor | 8 | 100 | 12.5 | 34 | 0 | |
| 4th Down Pct. | | | 35.0 | 33.3 | Janovich | 4 | 35 | 8.8 | 16 | 0 | |
| POSSESSION AVG. | | | 31:28 | 28:32 | McKenzie | 4 | 29 | 7.3 | 14 | 0 | |
| TOTAL NET YARDS | | | 5185 | 4640 | D. Henderson | 2 | 36 | 18.0 | 29t | 1 | |
| Avg. Per Game | | | 324.1 | 290.0 | Leslie | 1 | 26 | 26.0 | 26 | 0 | |
| Total Plays | | | 1075 | 952 | TEAM | 332 | 3668 | 11.0 | 54t | 19 | |
| Avg. Per Play | | | 4.8 | 4.9 | OPPONENTS | 294 | 3385 | 11.5 | 64t | 29 | |
| NET YARDS RUSHING | | | 1852 | 1430 | * INTERCEPTIONS | No. | Yds | Avg | Long | TD | |
| Avg. Per Game | | | 115.8 | 89.4 | Stewart | 3 | 33 | 11.0 | 24 | 0 | |
| Total Rushes | | | 457 | 428 | Simmons | 2 | 65 | 32.5 | 65t | 1 | |
| NET YARDS PASSING | | | 3333 | 3210 | C. Harris | 2 | 36 | 18.0 | 23 | 0 | |
| Avg. Per Game | | | 208.3 | 200.6 | Talib | 1 | 103 | 103.0 | 103t | 1 | |
| Sacked/Yards Lost | | | 52/335 | 33/175 | Parks | 1 | 0 | 0.0 | 0 | 0 | |
| Gross Yards | | | 3668 | 3385 | Roby | 1 | 0 | 0.0 | 0 | 0 | |
| Att./Completions | | | 566/332 | 491/294 | TEAM | 10 | 237 | 23.7 | 103t | 2 | |
| Completion Pct. | | | 58.7 | 59.9 | OPPONENTS | 22 | 443 | 20.1 | 101 | 2 | |
| Had Intercepted | | | 22 | 10 | * PUNTING | No. | Yds | Avg | Net | TB | |
| PUNTS/AVERAGE | | | 76/44.2 | 88/46.4 | Dixon | 73 | 3331 | 45.6 | 40.2 | 3 | |
| NET PUNTING AVG. | | | 76/40.0 | 88/41.2 | McManus | 1 | 26 | 26.0 | 26.0 | 0 | |
| PENALTIES/YARDS | | | 113/885 | 89/821 | TEAM | 76 | 3357 | 44.2 | 40.0 | 3 | |
| FUMBLES/BALL LOST | | | 26/12 | 13/7 | OPPONENTS | 88 | 4080 | 46.4 | 41.2 | 5 | |
| TOUCHDOWNS | | | 31 | 44 | * PUNT RETURNS | Ret | FC | Yds | Avg | Long | |
| Rushing | | | 8 | 9 | McKenzie | 21 | 7 | 183 | 8.7 | 44 | |
| Passing | | | 19 | 29 | Taylor | 11 | 14 | 103 | 9.4 | 24 | |
| Returns | | | 4 | 6 | Sharp | 5 | 1 | 55 | 11.0 | 16 | |
| * SCORE BY PERIODS | | | Q1 | Q2 | Q3 | Q4 | OT | PTS | Sanders | 2 | |
| TEAM | | | 59 | 66 | 81 | 83 | 0 | 289 | Fowler | 1 | |
| OPPONENTS | | | 77 | 143 | 66 | 96 | 0 | 382 | Langley | 1 | |
| * SCORING | | | TD-Ru | Pa-Rt | K-PAT | FG | S | PTS | TEAM | 41 | |
| McManus | | | 0 | 0 | 0 | 27/27 | 24/32 | 0 | 99 | OPPONENTS | 30 |
| De. Thomas | | | 5 | 0 | 5 | 0 | 0 | 30 | * KICKOFF RETURNS | No. | Yds |
| C. Anderson | | | 4 | 3 | 1 | 0 | 0 | 26 | Booker | 14 | 276 |
| Fowler | | | 3 | 0 | 3 | 0 | 0 | 18 | Latimer | 8 | 190 |
| Latimer | | | 2 | 0 | 2 | 0 | 0 | 14 | Langley | 6 | 183 |
| Derby TM | | | 2 | 0 | 2 | 0 | 0 | 12 | McKenzie | 3 | 50 |
| Heuerman | | | 2 | 0 | 2 | 0 | 0 | 12 | D. Henderson | 2 | 59 |
| Sanders | | | 2 | 0 | 2 | 0 | 0 | 12 | Janovich | 1 | 10 |
| Z. Anderson | | | 1 | 0 | 0 | 1 | 0 | 6 | TEAM | 34 | 768 |
| Booker | | | 1 | 1 | 0 | 0 | 0 | 6 | OPPONENTS | 22 | 497 |
| Charles | | | 1 | 1 | 0 | 0 | 0 | 6 | * FIELD GOALS | 1-19 | 20-29 |
| Green | | | 1 | 0 | 1 | 0 | 0 | 6 | McManus | 0/ 0 | 6/ 8 |
| D. Henderson | | | 1 | 0 | 1 | 0 | 0 | 6 | TEAM | 0/ 0 | 6/ 8 |
| Janovich | | | 1 | 1 | 0 | 0 | 0 | 6 | OPPONENTS | 0/ 0 | 8/ 8 |
| Marshall | | | 1 | 0 | 0 | 1 | 0 | 6 | McManus: | (20G,50N) | (49N) |
| Oswieiler | | | 1 | 1 | 0 | 0 | 0 | 6 | 46G,29N) | (35N,28G,53B) | () (27G,34G) |
| Siemian | | | 1 | 1 | 0 | 0 | 0 | 6 | (39G,33G,36G) | (61B,45G) | () (31G) |
| Simmons | | | 1 | 0 | 0 | 1 | 0 | 6 | (40N,40G) | (31G) | (36G) |
| Talib | | | 1 | 0 | 0 | 1 | 0 | 6 | OPP: | (44B) | (56G) |
| TEAM | | | 31 | 8 | 19 | 4 | 27/27 | 24/32 | 0 | 289 | 49B,40G) |
| OPPONENTS | | | 44 | 9 | 29 | 6 | 42/44 | 24/27 | 2 | 382 | (35N) |
| 2-Pt Conv: C. Anderson, Latimer, TM 2-4, OPP 0-0 SACKS: Miller 10, S. Harris 5.5, Barrett 4, Marshall 3, Gotsis 2, Wolfe 2, Davis 1, D. Peko 1, Ray 1, Roby 1, Simmons 1, Walker 1, Kerr 0.5, TM 33, OPP 52 FUM/LOST: McKenzie 6/2, Siemian 5/2, Booker 2/1, Charles 2/2, Lynch 2/1, Oswieiler 2/1, C. Anderson 1/1, Derby(TM) 1/1, Fowler 1/0, Latimer 1/0, Paradis 1/0, Taylor 1/0, De. Thomas 1/1 | | | | | | | | | | | |
| * PASSING | | | Att | Cmp | Yds | Cmp% | Yds/Att | TD | TD% | Int | |
| Siemian | | | 349 | 206 | 2285 | 59.0 | 6.55 | 12 | 3.4 | 14 | |
| Oswieiler | | | 172 | 96 | 1088 | 55.8 | 6.33 | 5 | 2.9 | 5 | |
| Lynch | | | 45 | 30 | 295 | 66.7 | 6.56 | 2 | 4.4 | 3 | |
| TEAM | | | 566 | 332 | 3668 | 58.7 | 6.48 | 19 | 3.4 | 22 | |
| OPPONENTS | | | 491 | 294 | 3385 | 59.9 | 6.89 | 29 | 5.9 | 10 | |

| | | | | | | | | | | | | | | | | | | | | | | | | | | |
|--------------------|-------|-----------------|--|--|--|--|--|--|--|-----------|-----------------|-----------------|--|--|--|-----|------|------|-----|-----|------|-----|------|------|------|----|
| WON 4, LOST 12 | | | | | | | | | | * RUSHING | | | | | | | | | | No. | Yds | Avg | Long | TD | | |
| 09/10 L | 7-29 | Jacksonville | | | | | | | | 71,710 | L. Miller | | | | | 238 | 888 | 3.7 | 21 | 3 | | | | | | |
| 09/14 W | 13- 9 | at Cincinnati | | | | | | | | 52,942 | Foreman | | | | | 78 | 327 | 4.2 | 39 | 2 | | | | | | |
| 09/24 L | 33-36 | at New England | | | | | | | | 65,878 | Watson | | | | | 36 | 269 | 7.5 | 49t | 2 | | | | | | |
| 10/01 W | 57-14 | Tennessee | | | | | | | | 71,804 | Blue | | | | | 71 | 262 | 3.7 | 48 | 1 | | | | | | |
| 10/08 L | 34-42 | Kansas City | | | | | | | | 71,835 | A. Ellington LG | | | | | 20 | 55 | 2.8 | 14 | 1 | | | | | | |
| 10/15 W | 33-17 | Cleveland | | | | | | | | 71,815 | A. Ellington TM | | | | | 5 | 2 | 0.4 | 7 | 0 | | | | | | |
| 10/29 L | 38-41 | at Seattle | | | | | | | | 69,025 | Yates LG | | | | | 5 | 51 | 10.2 | 15 | 0 | | | | | | |
| 11/05 L | 14-20 | Indianapolis | | | | | | | | 71,709 | Yates TM | | | | | 5 | 51 | 10.2 | 15 | 0 | | | | | | |
| 11/12 L | 7-33 | at L.A. Rams | | | | | | | | 60,032 | B. Ellington | | | | | 3 | 17 | 5.7 | 13 | 0 | | | | | | |
| 11/19 W | 31-21 | Arizona | | | | | | | | 71,680 | Ervin | | | | | 4 | 12 | 3.0 | 6 | 0 | | | | | | |
| 11/27 L | 16-23 | at Baltimore | | | | | | | | 70,357 | W. Fuller | | | | | 2 | 9 | 4.5 | 5 | 0 | | | | | | |
| 12/03 L | 13-24 | at Tennessee | | | | | | | | 62,758 | Heinicke LG | | | | | 1 | 2 | 2.0 | 2 | 0 | | | | | | |
| 12/10 L | 16-26 | San Francisco | | | | | | | | 71,802 | Heinicke TM | | | | | 1 | 2 | 2.0 | 2 | 0 | | | | | | |
| 12/17 L | 7-45 | at Jacksonville | | | | | | | | 64,701 | Savage | | | | | 4 | 2 | 0.5 | 3 | 0 | | | | | | |
| 12/25 L | 6-34 | Pittsburgh | | | | | | | | 71,842 | B. Miller | | | | | 1 | 1 | 1.0 | 1 | 0 | | | | | | |
| 12/31 L | 13-22 | at Indianapolis | | | | | | | | 60,557 | TEAM | | | | | 448 | 1842 | 4.1 | 49t | 8 | | | | | | |
| Hou. Opp. | | | | | | | | | | OPPONENTS | | | | | | | | | | 440 | 1747 | 4.0 | 75t | 14 | | |
| TOTAL FIRST DOWNS | | | | | | | | | | 313 | 301 | * RECEIVING | | | | | | | | | | No. | Yds | Avg | Long | TD |
| Rushing | | | | | | | | | | 86 | 88 | Hopkins | | | | | | | | | | 96 | 1378 | 14.4 | 72t | 13 |
| Passing | | | | | | | | | | 180 | 176 | A. Ellington LG | | | | | | | | | | 39 | 369 | 9.5 | 29 | 0 |
| Penalty | | | | | | | | | | 47 | 37 | A. Ellington TM | | | | | | | | | | 6 | 72 | 12.0 | 29 | 0 |
| 3rd Down: Made/Att | | | | | | | | | | 76/209 | 71/201 | L. Miller | | | | | | | | | | 36 | 327 | 9.1 | 32 | 3 |
| 3rd Down Pct. | | | | | | | | | | 36.4 | 35.3 | B. Ellington | | | | | | | | | | 29 | 330 | 11.4 | 35 | 2 |
| 4th Down: Made/Att | | | | | | | | | | 5/10 | 5/8 | W. Fuller | | | | | | | | | | 28 | 423 | 15.1 | 59t | 7 |
| 4th Down Pct. | | | | | | | | | | 50.0 | 62.5 | Anderson | | | | | | | | | | 25 | 342 | 13.7 | 42 | 1 |
| POSSESSION AVG. | | | | | | | | | | 30:07 | 29:53 | B. Miller | | | | | | | | | | 19 | 162 | 8.5 | 57 | 1 |
| TOTAL NET YARDS | | | | | | | | | | 5120 | 5546 | Fiedorowicz | | | | | | | | | | 14 | 127 | 9.1 | 15 | 0 |
| Avg. Per Game | | | | | | | | | | 320.0 | 346.6 | Griffin | | | | | | | | | | 13 | 158 | 12.2 | 35 | 1 |
| Total Plays | | | | | | | | | | 1027 | 973 | Ervin | | | | | | | | | | 8 | 38 | 4.8 | 7 | 0 |
| Avg. Per Play | | | | | | | | | | 5.0 | 5.7 | Blue | | | | | | | | | | 7 | 54 | 7.7 | 14 | 0 |
| NET YARDS RUSHING | | | | | | | | | | 1842 | 1747 | Foreman | | | | | | | | | | 6 | 83 | 13.8 | 34 | 0 |
| Avg. Per Game | | | | | | | | | | 115.1 | 109.2 | Thompson | | | | | | | | | | 5 | 84 | 16.8 | 32 | 0 |
| Total Rushes | | | | | | | | | | 448 | 440 | Prosch | | | | | | | | | | 4 | 31 | 7.8 | 18 | 0 |
| NET YARDS PASSING | | | | | | | | | | 3278 | 3799 | Williams LG | | | | | | | | | | 1 | 31 | 31.0 | 31 | 0 |
| Avg. Per Game | | | | | | | | | | 204.9 | 237.4 | White | | | | | | | | | | 1 | 24 | 24.0 | 24 | 0 |
| Sacked/Yards Lost | | | | | | | | | | 54/366 | 32/200 | Hamilton | | | | | | | | | | 1 | 8 | 8.0 | 8 | 0 |
| Gross Yards | | | | | | | | | | 3644 | 3999 | Malleck LG | | | | | | | | | | 1 | 3 | 3.0 | 3 | 0 |
| Att./Completions | | | | | | | | | | 525/299 | 501/321 | Malleck TM | | | | | | | | | | 1 | 3 | 3.0 | 3 | 0 |
| Completion Pct. | | | | | | | | | | 57.0 | 64.1 | TEAM | | | | | | | | | | 299 | 3644 | 12.2 | 72t | 28 |
| Had Intercepted | | | | | | | | | | 17 | 11 | OPPONENTS | | | | | | | | | | 321 | 3999 | 12.5 | 94t | 30 |
| | | | | | | | | | | | | | | | | | | | | | | | | | | |

INDIANAPOLIS COLTS / WEEK 17 / THROUGH SUNDAY, DECEMBER 31, 2017

| | | | | | | | | | | | | | | | |
|--|-------|------------------|---------|-----------------|------|-----------|----------|-------------------|------|--|------|-----------|--------|-------|------|
| WON 4, LOST 12 | | | | | | * RUSHING | | | | No. | Yds | Avg | Long | TD | |
| 09/10 L | 9-46 | at L.A. Rams | 60,128 | Gore | 261 | 961 | 3.7 | 21 | 3 | | | | | | |
| 09/17 L | 13-16 | OT Arizona | 63,137 | Mack | 93 | 358 | 3.8 | 35 | 3 | | | | | | |
| 09/24 W | 31-28 | Cleveland | 63,351 | Brissett | 63 | 260 | 4.1 | 25 | 4 | | | | | | |
| 10/01 L | 18-46 | at Seattle | 68,872 | Turbin | 23 | 53 | 2.3 | 7 | 1 | | | | | | |
| 10/08 W | 26-23 | OT San Francisco | 65,612 | Jones | 5 | 14 | 2.8 | 5 | 0 | | | | | | |
| 10/16 L | 22-36 | at Tennessee | 63,888 | Rogers | 3 | 8 | 2.7 | 7 | 0 | | | | | | |
| 10/22 L | 0-27 | Jacksonville | 63,104 | Ferguson | 1 | 5 | 5.0 | 5 | 0 | | | | | | |
| 10/29 L | 23-24 | at Cincinnati | 57,901 | Tolzien | 2 | 2 | 1.0 | 3 | 0 | | | | | | |
| 11/05 W | 20-14 | at Houston | 71,709 | TEAM | 451 | 1661 | 3.7 | 35 | 11 | | | | | | |
| 11/12 L | 17-20 | Pittsburgh | 66,146 | OPPONENTS | 488 | 1927 | 3.9 | 72t | 15 | | | | | | |
| 11/26 L | 16-20 | Tennessee | 62,207 | * RECEIVING | No. | Yds | Avg | Long | TD | | | | | | |
| 12/03 L | 10-30 | at Jacksonville | 61,207 | Doyle | 80 | 690 | 8.6 | 26 | 4 | | | | | | |
| 12/10 L | 7-13 | OT at Buffalo | 60,222 | Hilton | 57 | 966 | 16.9 | 80t | 4 | | | | | | |
| 12/14 L | 13-25 | Denver | 63,411 | Gore | 29 | 245 | 8.4 | 26 | 1 | | | | | | |
| 12/23 L | 16-23 | at Baltimore | 70,590 | Moncrief | 26 | 391 | 15.0 | 60t | 2 | | | | | | |
| 12/31 W | 22-13 | Houston | 60,557 | Rogers | 23 | 284 | 12.3 | 61t | 1 | | | | | | |
| | | Ind. | | Opp. | Mack | 21 | 225 | 10.7 | 34 | 1 | | | | | |
| TOTAL FIRST DOWNS | | 267 | 324 | Aiken | 15 | 133 | 8.9 | 21 | 0 | | | | | | |
| Rushing | | 94 | 99 | B. Williams | 13 | 121 | 9.3 | 32 | 0 | | | | | | |
| Passing | | 148 | 192 | Turbin | 9 | 56 | 6.2 | 16 | 0 | | | | | | |
| Penalty | | 25 | 33 | Travis LG | 7 | 76 | 10.9 | 20 | 0 | | | | | | |
| 3rd Down: Made/Att | | 87/228 | 97/217 | Travis TM | 2 | 33 | 16.5 | 20 | 0 | | | | | | |
| 3rd Down Pct. | | 38.2 | 44.7 | Bray TM | 3 | 39 | 13.0 | 22 | 0 | | | | | | |
| 4th Down: Made/Att | | 8/17 | 7/14 | Daniels | 3 | 26 | 8.7 | 13 | 0 | | | | | | |
| 4th Down Pct. | | 47.1 | 50.0 | Ferguson | 3 | 16 | 5.3 | 8 | 0 | | | | | | |
| POSSESSION AVG. | | 29:07 | 30:53 | Hazel TM | 1 | 1 | 1.0 | 1 | 0 | | | | | | |
| TOTAL NET YARDS | | 4553 | 5873 | TEAM | 285 | 3226 | 11.3 | 80t | 13 | | | | | | |
| Avg. Per Game | | 284.6 | 367.1 | OPPONENTS | 320 | 4123 | 12.9 | 67 | 23 | | | | | | |
| Total Plays | | 994 | 1026 | * INTERCEPTIONS | No. | Yds | Avg | Long | TD | | | | | | |
| Avg. Per Play | | 4.6 | 5.7 | Hooker | 3 | 73 | 24.3 | 32 | 0 | | | | | | |
| NET YARDS RUSHING | | 1661 | 1927 | Melvin | 3 | 28 | 9.3 | 21 | 0 | | | | | | |
| Avg. Per Game | | 103.8 | 120.4 | Farley | 2 | 9 | 4.5 | 9 | 0 | | | | | | |
| Total Rushes | | 451 | 488 | Wilson | 1 | 33 | 33.0 | 33 | 0 | | | | | | |
| NET YARDS PASSING | | 2892 | 3946 | Simon | 1 | 26 | 26.0 | 26t | 1 | | | | | | |
| Avg. Per Game | | 180.8 | 246.6 | Moore | 1 | 25 | 25.0 | 25 | 0 | | | | | | |
| Sacked/Yards Lost | | 56/334 | 25/177 | Hairston | 1 | 21 | 21.0 | 11 | 0 | | | | | | |
| Gross Yards | | 3226 | 4123 | Desir | 1 | 0 | 0.0 | 0 | 0 | | | | | | |
| Att./Completions | | 487/285 | 513/320 | TEAM | 13 | 215 | 16.5 | 44 | 1 | | | | | | |
| Completion Pct. | | 58.5 | 62.4 | OPPONENTS | 9 | 181 | 20.1 | 39t | 4 | | | | | | |
| Had Intercepted | | 9 | 13 | * PUNTING | No. | Yds | Avg | Net | TB | In | Lg | B | | | |
| PUNTS/AVERAGE | | 85/44.3 | 64/45.5 | Sanchez | 84 | 3764 | 44.8 | 42.6 | 3 | 28 | 61 | 1 | | | |
| NET PUNTING AVG. | | 85/42.6 | 64/42.0 | TEAM | 85 | 3764 | 44.3 | 42.6 | 3 | 28 | 61 | 1 | | | |
| PENALTIES/YARDS | | 92/779 | 102/822 | OPPONENTS | 64 | 2910 | 45.5 | 42.0 | 3 | 29 | 61 | 1 | | | |
| FUMBLES/BALL LOST | | 20/6 | 23/7 | * PUNT RETURNS | Ret | FC | Yds | Avg | Long | TD | | | | | |
| TOUCHDOWNS | | 25 | 44 | Bray TM | 17 | 8 | 90 | 5.3 | 20 | 0 | | | | | |
| Rushing | | 11 | 15 | Rogers | 10 | 5 | 80 | 8.0 | 30 | 0 | | | | | |
| Passing | | 13 | 23 | Hogan | 0 | 0 | -8 | --- | -8 | 0 | | | | | |
| Returns | | 1 | 6 | TEAM | 27 | 13 | 162 | 6.0 | 30 | 0 | | | | | |
| * SCORE BY PERIODS | | Q1 | Q2 | Q3 | Q4 | OT | PTS | OPPONENTS | 19 | 27 | 80 | 4.2 | 29 | 0 | |
| TEAM | | 42 | 106 | 66 | 46 | 3 | 263 | * KICKOFF RETURNS | No. | Yds | Avg | Long | TD | | |
| OPPONENTS | | 58 | 113 | 94 | 130 | 9 | 404 | Bray TM | 18 | 430 | 23.9 | 60 | 0 | | |
| * SCORING | | TD-Ru-Pa-Rt | K-PAT | FG | S | PTS | Ferguson | 5 | 86 | 17.2 | 20 | 0 | | | |
| Vinatieri | | 0 | 0 | 0 | 0 | 22/24 | 29/34 | 0 | 109 | Mack | 3 | 69 | 23.0 | 34 | 0 |
| Brissett | | 4 | 4 | 0 | 0 | | | 0 | 24 | Basham | 1 | 0 | 0.0 | 0 | 0 |
| Doyle | | 4 | 0 | 4 | 0 | | | 0 | 24 | Glowinski LG | 1 | 0 | 0.0 | 0 | 0 |
| Gore | | 4 | 3 | 1 | 0 | | | 0 | 24 | Rogers | 1 | 5 | 5.0 | 5 | 0 |
| Hilton | | 4 | 0 | 4 | 0 | | | 0 | 24 | TEAM | 28 | 590 | 21.1 | 60 | 0 |
| Mack | | 4 | 3 | 1 | 0 | | | 0 | 24 | OPPONENTS | 23 | 441 | 19.2 | 40 | 0 |
| Moncrief | | 2 | 0 | 2 | 0 | | | 0 | 12 | * FIELD GOALS | 1-19 | 20-29 | 30-39 | 40-49 | 50+ |
| Rogers | | 1 | 0 | 1 | 0 | | | 0 | 6 | Vinatieri | 0/ 0 | 11/11 | 7/10 | 6/ 7 | 5/ 6 |
| Simon | | 1 | 0 | 0 | 1 | | | 0 | 6 | TEAM | 0/ 0 | 11/11 | 7/10 | 6/ 7 | 5/ 6 |
| Turbin | | 1 | 1 | 0 | 0 | | | 0 | 6 | OPPONENTS | 0/ 0 | 6/ 6 | 10/14 | 13/15 | 2/ 2 |
| Hairston | | 0 | 0 | 0 | 0 | | | 1 | 2 | Vinatieri: (20G,38N)(46G,29G)(33G)(40G)(52G,23G, | | | | | |
| Ridgeway | | 0 | 0 | 0 | 0 | | | 1 | 2 | 38G,51G)(36G,25G,52G)() (29G,33G,29G)(22G,53G) | | | | | |
| TEAM | | 25 | 11 | 13 | 1 | 22/24 | 29/34 | 2 | 263 | (48G)(26G,28G,42G)(27G)(33N,43N)(45G,39G)(38B, | | | | | |
| OPPONENTS | | 44 | 15 | 23 | 6 | 37/38 | 31/37 | 1 | 404 | 60N,48G,38G,30G)(54G,22G) | | | | | |
| 2-Pt Conv: TM 0-1, OPP 4-5 | | | | | | | | | | OPP: (50G,35G,44G)(27G,40G,42N,30G)() (44G,37N) | | | | | |
| SACKS: Sheard 5.5, Ridgeway 3, Simon 3, | | | | | | | | | | (28G,43G,40G)(48G,32G,40G,48G,23G)(42G,33G)(29G, | | | | | |
| H. Anderson 2, Basham 2, Hairston 2, | | | | | | | | | | 34B)(39N)(41G,37N,33G)(29G,45G)(30G,23G,39G)() | | | | | |
| Hankins 2, Mingo 2, Bostic 1, Hunt 1, | | | | | | | | | | (40N,40G)(30G,39G,36G)(52G,46G) | | | | | |
| Woods 1, George 0.5, TM 25, OPP 56 | | | | | | | | | | | | | | | |
| FUM/LOST: Brissett 8/3, Gore 3/0, Doyle 2/2, | | | | | | | | | | | | | | | |
| Hilton 2/1, Bond 1/0, Bray(TM) 1/0, | | | | | | | | | | | | | | | |
| Hogan 1/0, Mack 1/0, Tolzien 1/0, | | | | | | | | | | | | | | | |
| Travis(LG) 1/0 | | | | | | | | | | | | | | | |
| * PASSING | | Att | Cmp | Yds | Cmp% | Yds/Att | TD | TD% | Int | Int% | Long | Sack/Lost | Rating | | |
| Brissett | | 469 | 276 | 3098 | 58.8 | 6.61 | 13 | 2.8 | 7 | 1.5 | 80t | 52/ 305 | 81.7 | | |
| Tolzien | | 18 | 9 | 128 | 50.0 | 7.11 | 0 | 0.0 | 2 | 11.1 | 32 | 4/ 29 | 33.8 | | |
| TEAM | | 487 | 285 | 3226 | 58.5 | 6.62 | 13 | 2.7 | 9 | 1.8 | 80t | 56/ 334 | 79.7 | | |
| OPPONENTS | | 513 | 320 | 4123 | 62.4 | 8.04 | 23 | 4.5 | 13 | 2.5 | 67 | 25/ 177 | 91.9 | | |

JACKSONVILLE JAGUARS / WEEK 17 / THROUGH SUNDAY, DECEMBER 31, 2017

| | | | | | | | | |
|---|------------------|----------|-----------------|-------|---------|-------|--|---------------------------------|
| WON 10, LOST 6 | | | * RUSHING | No. | Yds | Avg | Long | TD |
| 09/10 W 29- 7 | at Houston | 71,710 | Fournette | 268 | 1040 | 3.9 | 90t | 9 |
| 09/17 L 16-37 | Tennessee | 61,709 | Ivory | 112 | 382 | 3.4 | 34 | 1 |
| 09/24 W 44- 7 | Baltimore | 84,592 | Bortles | 57 | 322 | 5.6 | 28 | 2 |
| 10/01 L 20-23 OT | at N.Y. Jets | 77,562 | Yeldon | 49 | 253 | 5.2 | 58t | 2 |
| 10/08 W 30- 9 | at Pittsburgh | 66,237 | C. Grant | 30 | 248 | 8.3 | 58 | 2 |
| 10/15 L 17-27 | L.A. Rams | 56,232 | Lee | 1 | 17 | 17.0 | 17 | 0 |
| 10/22 W 27- 0 | at Indianapolis | 63,104 | Bohanon | 5 | 5 | 1.0 | 3 | 2 |
| 11/05 W 23- 7 | Cincinnati | 60,720 | Henne | 5 | -5 | -1.0 | -1 | 0 |
| 11/12 W 20-17 OT | L.A. Chargers | 60,835 | TEAM | 527 | 2262 | 4.3 | 90t | 18 |
| 11/19 W 19- 7 | at Cleveland | 57,003 | OPPONENTS | 429 | 1860 | 4.3 | 75t | 9 |
| 11/26 L 24-27 | at Arizona | 63,891 | * RECEIVING | No. | Yds | Avg | Long | TD |
| 12/03 W 30-10 | Indianapolis | 61,207 | Lee | 56 | 702 | 12.5 | 45 | 3 |
| 12/10 W 30-24 | Seattle | 64,431 | Cole | 42 | 748 | 17.8 | 75t | 3 |
| 12/17 W 45- 7 | Houston | 64,701 | Hurns | 39 | 484 | 12.4 | 50 | 2 |
| 12/24 L 33-44 | at San Francisco | 70,133 | Fournette | 36 | 302 | 8.4 | 28 | 1 |
| 12/31 L 10-15 | at Tennessee | 65,501 | Yeldon | 30 | 224 | 7.5 | 20 | 0 |
| Jax | | Opp. | Westbrook | 27 | 339 | 12.6 | 29 | 1 |
| TOTAL FIRST DOWNS | 332 | 257 | Lewis | 24 | 318 | 13.3 | 37 | 5 |
| Rushing | 101 | 91 | Ivory | 21 | 175 | 8.3 | 29 | 1 |
| Passing | 193 | 143 | O'Shaughnessy | 14 | 149 | 10.6 | 29 | 1 |
| Penalty | 38 | 23 | Mickens | 6 | 77 | 12.8 | 41 | 2 |
| 3rd Down: Made/Att | 85/227 | 74/220 | Bohanon | 6 | 43 | 7.2 | 14 | 1 |
| 3rd Down Pct. | 37.4 | 33.6 | Koyack | 5 | 38 | 7.6 | 21 | 0 |
| 4th Down: Made/Att | 10/13 | 6/13 | C. Grant | 3 | 41 | 13.7 | 28 | 0 |
| 4th Down Pct. | 76.9 | 46.2 | Strong LG | 3 | 38 | 12.7 | 19 | 1 |
| POSSESSION AVG. | 31:47 | 28:13 | Strong TM | 3 | 38 | 12.7 | 19 | 1 |
| TOTAL NET YARDS | 5855 | 4578 | A. Robinson | 1 | 17 | 17.0 | 17 | 0 |
| Avg. Per Game | 365.9 | 286.1 | Benn | 1 | 12 | 12.0 | 12 | 0 |
| Total Plays | 1078 | 993 | Pinkard | 1 | 5 | 5.0 | 5 | 0 |
| Avg. Per Play | 5.4 | 4.6 | McCaffrey TM | 1 | 4 | 4.0 | 4 | 0 |
| NET YARDS RUSHING | 2262 | 1860 | TEAM | 316 | 3716 | 11.8 | 75t | 21 |
| Avg. Per Game | 141.4 | 116.3 | OPPONENTS | 289 | 3074 | 10.6 | 74t | 17 |
| Total Rushes | 527 | 429 | * INTERCEPTIONS | No. | Yds | Avg | Long | TD |
| NET YARDS PASSING | 3593 | 2718 | Bouye | 6 | 70 | 11.7 | 51 | 0 |
| Avg. Per Game | 224.6 | 169.9 | Gipson | 4 | 83 | 20.8 | 67 | 0 |
| Sacked/Yards Lost | 24/123 | 55/356 | Church | 4 | 51 | 12.8 | 51t | 1 |
| Gross Yards | 3716 | 3074 | Ramsey | 4 | 34 | 8.5 | 18 | 0 |
| Att./Completions | 527/316 | 509/289 | Tel. Smith | 3 | 56 | 18.7 | 28t | 1 |
| Completion Pct. | 60.0 | 56.8 | TEAM | 21 | 294 | 14.0 | 67 | 2 |
| Had Intercepted | 13 | 21 | OPPONENTS | 13 | 181 | 13.9 | 50t | 1 |
| PUNTS/AVERAGE | 88/43.6 | 100/45.6 | * PUNTING | No. | Yds | Avg | Net | TB |
| NET PUNTING AVG. | 88/38.9 | 100/40.7 | Nortman | 87 | 3835 | 44.1 | 38.9 | 9 |
| PENALTIES/YARDS | 112/936 | 112/1050 | TEAM | 88 | 3835 | 43.6 | 38.9 | 9 |
| FUMBLES/BALL LOST | 24/10 | 25/12 | OPPONENTS | 100 | 4555 | 45.6 | 40.7 | 8 |
| TOUCHDOWNS | 47 | 29 | * PUNT RETURNS | Ret | FC | Yds | Avg | Long |
| Rushing | 18 | 9 | Mickens | 28 | 19 | 287 | 10.3 | 72 |
| Passing | 21 | 17 | Lee | 5 | 6 | 13 | 2.6 | 7 |
| Returns | 8 | 3 | McCaffrey TM | 1 | 4 | 0 | 0.0 | 0 |
| * SCORE BY PERIODS | Q1 | Q2 | Q3 | Q4 | OT | PTS | Westbrook | 1 |
| TEAM | 84 | 113 | 104 | 113 | 3 | 417 | Cole | 0 |
| OPPONENTS | 43 | 68 | 81 | 73 | 3 | 268 | C. Grant | 0 |
| * SCORING | TD-Ru-Pa-Rt | K-PAT | FG | S | PTS | TEAM | 35 | 30 |
| Lambo | 0 | 0 | 0 | 0 | 22/24 | 19/20 | 0 | 9 |
| Fournette | 10 | 9 | 1 | 0 | 0 | 60 | * KICKOFF RETURNS | No. |
| Myers | 0 | 0 | 0 | 0 | 15/17 | 11/15 | 0 | 48 |
| Lewis | 5 | 0 | 5 | 0 | 0 | 32 | Cole | 2 |
| Lee | 3 | 0 | 3 | 0 | 0 | 20 | Mickens | 2 |
| Bohanon | 3 | 2 | 1 | 0 | 0 | 18 | Bohanon | 1 |
| Cole | 3 | 0 | 3 | 0 | 0 | 18 | Myrick | 1 |
| Mickens | 3 | 0 | 2 | 1 | 0 | 18 | TEAM | 25 |
| Bortles | 2 | 2 | 0 | 0 | 0 | 12 | OPPONENTS | 40 |
| C. Grant | 2 | 2 | 0 | 0 | 0 | 12 | * FIELD GOALS | 1-19 |
| Hurns | 2 | 0 | 2 | 0 | 0 | 12 | Lambo | 0/ 0 |
| Ivory | 2 | 1 | 1 | 0 | 0 | 12 | Myers | 0/ 0 |
| Tel. Smith | 2 | 0 | 0 | 2 | 0 | 12 | TEAM | 0/ 0 |
| Yeldon | 2 | 2 | 0 | 0 | 0 | 12 | OPPONENTS | 0/ 0 |
| Campbell | 1 | 0 | 0 | 1 | 0 | 6 | Lambo: ()() | (42G,33G) |
| Church | 1 | 0 | 0 | 1 | 0 | 6 | 30G) | (38G,41N,39G) |
| Fowler | 1 | 0 | 0 | 1 | 0 | 6 | (38G) | (45G)(41G) |
| Jack | 1 | 0 | 0 | 1 | 0 | 6 | Myers: (42G,25G,39N,38G) | (43G)(23G,45G,29G) |
| Ngakoue | 1 | 0 | 0 | 1 | 0 | 6 | 52N,22G) | (47G)(54N,41G,54N) |
| O'Shaughnessy | 1 | 0 | 1 | 0 | 0 | 6 | OPP: ()(40G,41G,26G) | (45G,45N,26G,41G) |
| Strong LG | 1 | 0 | 1 | 0 | 0 | 6 | 20G) | (56G,29G)(50G)(34G,42G,48G,57G) |
| Strong TM | 1 | 0 | 1 | 0 | 0 | 6 | (38N,28G) | (27G)(25G,39G,38G) |
| Westbrook | 1 | 0 | 1 | 0 | 0 | 6 | 2-Pt Conv: Koyack, Lee, Lewis, TM | 3-6, OPP 1-1 |
| Colvin | 0 | 0 | 0 | 0 | 0 | 2 | SACKS: Campbell 14.5, Ngakoue 12, Fowler 8, | |
| Koyack | 0 | 0 | 0 | 0 | 0 | 2 | Jackson 8, Dareus LG 2, Dareus TM 1, Jack 2, | |
| TEAM | 47 | 18 | 21 | 8 | 37/41 | 30/35 | 0 | 417 |
| OPPONENTS | 29 | 9 | 17 | 3 | 26/28 | 22/24 | 0 | 268 |
| Mickens 4/2, Cole 2/1, Fournette 2/0, Ivory 2/2, Yeldon 2/1, C. Grant 1/1, Lee 1/0, Westbrook 1/0 | | | | | | | | |
| * PASSING | Att | Cmp | Yds | Cmp% | Yds/Att | TD | TD% | Int |
| Bortles | 523 | 315 | 3687 | 60.2 | 7.05 | 21 | 4.0 | 13 |
| Henne | 2 | 0 | 0 | 0.0 | 0.00 | 0 | 0.0 | 0 |
| Lee | 1 | 0 | 0 | 0.0 | 0.00 | 0 | 0.0 | 0 |
| Nortman | 1 | 1 | 29 | 100.0 | 29.00 | 0 | 0.0 | 0 |
| TEAM | 527 | 316 | 3716 | 60.0 | 7.05 | 21 | 4.0 | 13 |
| OPPONENTS | 509 | 289 | 3074 | 56.8 | 6.04 | 17 | 3.3 | 21 |

| | | | | | | | | | | | | | | | | | | | | | | | | | | | | | |
|---------------------------------------|--|--|--|--|--|--|--|--|--|---------------------------------------|--|--|--|--|--|--|--|--|--|----------------------------|--|--|--|--|--|--|--|--|--|
| WON 10, LOST 6 | | | | | | | | | | * RUSHING | | | | | | | | | | No. Yds Avg Long TD | | | | | | | | | |
| 09/07 W 42-27 at New England 65,878 | | | | | | | | | | K. Hunt 272 1327 4.9 69t 8 | | | | | | | | | | | | | | | | | | | |
| 09/17 W 27-20 Philadelphia 74,971 | | | | | | | | | | A. Smith 60 355 5.9 70 1 | | | | | | | | | | | | | | | | | | | |
| 09/24 W 24-10 at L.A. Chargers 25,386 | | | | | | | | | | West 18 72 4.0 21t 2 | | | | | | | | | | | | | | | | | | | |
| 10/02 W 29-20 Washington 74,587 | | | | | | | | | | Hill 17 59 3.5 16 0 | | | | | | | | | | | | | | | | | | | |
| 10/08 W 42-34 at Houston 71,835 | | | | | | | | | | Sherman 14 40 2.9 9 1 | | | | | | | | | | | | | | | | | | | |
| 10/15 L 13-19 Pittsburgh 76,994 | | | | | | | | | | A. Hunt 8 23 2.9 11 0 | | | | | | | | | | | | | | | | | | | |
| 10/19 L 30-31 at Oakland 55,090 | | | | | | | | | | Mahomes 7 10 1.4 5 0 | | | | | | | | | | | | | | | | | | | |
| 10/30 W 29-19 Denver 76,573 | | | | | | | | | | Kelce 2 7 3.5 4 0 | | | | | | | | | | | | | | | | | | | |
| 11/05 L 17-28 at Dallas 93,273 | | | | | | | | | | A. Wilson 3 6 2.0 6 0 | | | | | | | | | | | | | | | | | | | |
| 11/19 L 9-12 OT at N.Y. Giants 76,363 | | | | | | | | | | D. Thomas 1 4 4.0 4 0 | | | | | | | | | | | | | | | | | | | |
| 11/26 L 10-16 Buffalo 74,929 | | | | | | | | | | Bray 1 0 0.0 0 0 | | | | | | | | | | | | | | | | | | | |
| 12/03 L 31-38 at N.Y. Jets 77,562 | | | | | | | | | | Spiller 2 0 0.0 1 0 | | | | | | | | | | | | | | | | | | | |
| 12/10 W 26-15 Oakland 74,461 | | | | | | | | | | TEAM 405 1903 4.7 70 12 | | | | | | | | | | | | | | | | | | | |
| 12/16 W 30-13 L.A. Chargers 75,011 | | | | | | | | | | OPPONENTS 443 1890 4.3 27 15 | | | | | | | | | | | | | | | | | | | |
| 12/24 W 29-13 Miami 65,325 | | | | | | | | | | * RECEIVING | | | | | | | | | | No. Yds Avg Long TD | | | | | | | | | |
| 12/31 W 27-24 at Denver 75,928 | | | | | | | | | | Kelce 83 1038 12.5 44 8 | | | | | | | | | | | | | | | | | | | |
| K.C. Opp. | | | | | | | | | | Hill 75 1183 15.8 79t 7 | | | | | | | | | | | | | | | | | | | |
| TOTAL FIRST DOWNS 322 352 | | | | | | | | | | K. Hunt 53 455 8.6 78t 3 | | | | | | | | | | | | | | | | | | | |
| Rushing 95 112 | | | | | | | | | | A. Wilson 42 554 13.2 63t 3 | | | | | | | | | | | | | | | | | | | |
| Passing 198 204 | | | | | | | | | | West 27 150 5.6 25 2 | | | | | | | | | | | | | | | | | | | |
| Penalty 29 36 | | | | | | | | | | Robinson 21 212 10.1 33 0 | | | | | | | | | | | | | | | | | | | |
| 3rd Down: Made/Att 78/199 83/207 | | | | | | | | | | Harris 18 224 12.4 51 1 | | | | | | | | | | | | | | | | | | | |
| 3rd Down Pct. 39.2 40.1 | | | | | | | | | | D. Thomas 14 143 10.2 57t 2 | | | | | | | | | | | | | | | | | | | |
| 4th Down: Made/Att 3/10 9/17 | | | | | | | | | | Conley 11 175 15.9 35 0 | | | | | | | | | | | | | | | | | | | |
| 4th Down Pct. 30.0 52.9 | | | | | | | | | | Sherman 6 47 7.8 11 0 | | | | | | | | | | | | | | | | | | | |
| POSSESSION AVG. 30:39 29:21 | | | | | | | | | | Travis TM 5 43 8.6 18 0 | | | | | | | | | | | | | | | | | | | |
| TOTAL NET YARDS 6007 5842 | | | | | | | | | | A. Hunt 4 31 7.8 20 0 | | | | | | | | | | | | | | | | | | | |
| Avg. Per Game 375.4 365.1 | | | | | | | | | | Charles 2 53 26.5 35 0 | | | | | | | | | | | | | | | | | | | |
| Total Plays 985 1044 | | | | | | | | | | Chesson 2 18 9.0 10 0 | | | | | | | | | | | | | | | | | | | |
| Avg. Per Play 6.1 5.6 | | | | | | | | | | TEAM 363 4326 11.9 79t 26 | | | | | | | | | | | | | | | | | | | |
| NET YARDS RUSHING 1903 1890 | | | | | | | | | | OPPONENTS 325 4131 12.7 69 23 | | | | | | | | | | | | | | | | | | | |
| Avg. Per Game 118.9 118.1 | | | | | | | | | | * INTERCEPTIONS | | | | | | | | | | No. Yds Avg Long TD | | | | | | | | | |
| Total Rushes 405 443 | | | | | | | | | | Peters 5 137 27.4 62 0 | | | | | | | | | | | | | | | | | | | |
| NET YARDS PASSING 4104 3952 | | | | | | | | | | Mitchell 4 40 10.0 40 0 | | | | | | | | | | | | | | | | | | | |
| Avg. Per Game 256.5 247.0 | | | | | | | | | | Parker 2 0 0.0 0 0 | | | | | | | | | | | | | | | | | | | |
| Sacked/Yards Lost 37/222 31/179 | | | | | | | | | | Acker 1 9 9.0 9 0 | | | | | | | | | | | | | | | | | | | |
| Gross Yards 4326 4131 | | | | | | | | | | Terrell 1 8 8.0 8 0 | | | | | | | | | | | | | | | | | | | |
| Att./Completions 543/363 570/325 | | | | | | | | | | T. Smith 1 7 7.0 7 0 | | | | | | | | | | | | | | | | | | | |
| Completion Pct. 66.9 57.0 | | | | | | | | | | Sorensen 1 3 3.0 3 0 | | | | | | | | | | | | | | | | | | | |
| Had Intercepted 8 16 | | | | | | | | | | Jones 1 -3 -3.0 -3 0 | | | | | | | | | | | | | | | | | | | |
| PUNTS/AVERAGE 65/45.2 72/42.6 | | | | | | | | | | TEAM 16 201 12.6 62 0 | | | | | | | | | | | | | | | | | | | |
| NET PUNTING AVG. 65/41.1 72/37.6 | | | | | | | | | | OPPONENTS 8 100 12.5 63 0 | | | | | | | | | | | | | | | | | | | |
| PENALTIES/YARDS 118/1044 107/864 | | | | | | | | | | * PUNTING | | | | | | | | | | No. Yds Avg Net TB In Lg B | | | | | | | | | |
| FUMBLES/BALL LOST 14/3 19/10 | | | | | | | | | | Colquitt 65 2936 45.2 41.1 5 29 77 0 | | | | | | | | | | | | | | | | | | | |
| TOUCHDOWNS 42 39 | | | | | | | | | | TEAM 65 2936 45.2 41.1 5 29 77 0 | | | | | | | | | | | | | | | | | | | |
| Rushing 12 15 | | | | | | | | | | OPPONENTS 72 3064 42.6 37.6 7 29 66 0 | | | | | | | | | | | | | | | | | | | |
| Passing 26 23 | | | | | | | | | | * PUNT RETURNS | | | | | | | | | | Ret FC Yds Avg Long TD | | | | | | | | | |
| Returns 4 1 | | | | | | | | | | Hill 25 9 204 8.2 82t 1 | | | | | | | | | | | | | | | | | | | |
| * SCORE BY PERIODS Q1 Q2 Q3 Q4 OT PTS | | | | | | | | | | D. Thomas 8 0 20 2.5 8 0 | | | | | | | | | | | | | | | | | | | |
| TEAM 84 116 91 124 0 415 | | | | | | | | | | Robinson 1 1 -4 -4.0 -4 0 | | | | | | | | | | | | | | | | | | | |
| OPPONENTS 77 82 70 107 3 339 | | | | | | | | | | Sorensen 1 0 0 0.0 0 0 | | | | | | | | | | | | | | | | | | | |
| * SCORING TD-Ru-Pa-Rt K-PAT FG S PTS | | | | | | | | | | TEAM 35 10 220 6.3 82t 1 | | | | | | | | | | | | | | | | | | | |
| Butker LG 0 0 0 0 28/28 38/42 0 142 | | | | | | | | | | OPPONENTS 24 22 164 6.8 49 0 | | | | | | | | | | | | | | | | | | | |
| Butker TM 0 0 0 0 28/28 38/42 0 142 | | | | | | | | | | * KICKOFF RETURNS | | | | | | | | | | No. Yds Avg Long TD | | | | | | | | | |
| K. Hunt 11 8 3 0 0 66 | | | | | | | | | | A. Hunt 25 611 24.4 42 0 | | | | | | | | | | | | | | | | | | | |
| Hill 8 0 7 1 0 48 | | | | | | | | | | D. Thomas 13 305 23.5 39 0 | | | | | | | | | | | | | | | | | | | |
| Kelce 8 0 8 0 0 48 | | | | | | | | | | Chesson 3 65 21.7 26 0 | | | | | | | | | | | | | | | | | | | |
| West 4 2 2 0 0 24 | | | | | | | | | | West 2 37 18.5 19 0 | | | | | | | | | | | | | | | | | | | |
| Santos TM 0 0 0 0 12/12 3/ 3 0 21 | | | | | | | | | | Conley 1 8 8.0 8 0 | | | | | | | | | | | | | | | | | | | |
| A. Wilson 3 0 3 0 0 18 | | | | | | | | | | McQuay 1 0 0.0 0 0 | | | | | | | | | | | | | | | | | | | |
| D. Thomas 2 0 2 0 0 12 | | | | | | | | | | Sherman 1 7 7.0 7 0 | | | | | | | | | | | | | | | | | | | |
| Harris 1 0 1 0 0 6 | | | | | | | | | | A. Wilson 1 18 18.0 18 0 | | | | | | | | | | | | | | | | | | | |
| Houston 1 0 0 1 0 6 | | | | | | | | | | | | | | | | | | | | | | | | | | | | | |

| | | | | | | | | | | | | | | | | | | | | | | | | | |
|--------------------|-----------------|--|--|--------|--|--------------|--|-----------------|--|-----------|--|----------|--|------|--|-----|--|----|--|---------|--|----------|--|----|--|
| WON 9, LOST 7 | | | | | | | | | | * RUSHING | | | | | | | | | | No. Yds | | Avg Long | | TD | |
| 09/11 L 21-24 | at Denver | | | 76,324 | | Gordon | | 284 | | 1105 | | 3.9 | | 87t | | 8 | | | | | | | | | |
| 09/17 L 17-19 | Miami | | | 25,381 | | Ekeler | | 47 | | 260 | | 5.5 | | 35t | | 2 | | | | | | | | | |
| 09/24 L 10-24 | Kansas City | | | 25,386 | | Benjamin | | 13 | | 96 | | 7.4 | | 22 | | 0 | | | | | | | | | |
| 10/01 L 24-26 | Philadelphia | | | 25,374 | | Oliver | | 35 | | 83 | | 2.4 | | 26 | | 0 | | | | | | | | | |
| 10/08 W 27-22 | at N.Y. Giants | | | 77,373 | | A. Williams | | 9 | | 25 | | 2.8 | | 7 | | 0 | | | | | | | | | |
| 10/15 W 17-16 | at Oakland | | | 54,685 | | Watt | | 6 | | 24 | | 4.0 | | 17 | | 0 | | | | | | | | | |
| 10/22 W 21- 0 | Denver | | | 25,388 | | Allen | | 2 | | 9 | | 4.5 | | 6 | | 0 | | | | | | | | | |
| 10/29 L 13-21 | at New England | | | 65,878 | | Rivers | | 18 | | -2 | | -1.1 | | 8 | | 0 | | | | | | | | | |
| 11/12 L 17-20 OT | at Jacksonville | | | 60,835 | | Clemens | | 5 | | -5 | | -1.0 | | -1 | | 0 | | | | | | | | | |
| 11/19 W 54-24 | Buffalo | | | 25,015 | | TEAM | | 419 | | 1595 | | 3.8 | | 87t | | 10 | | | | | | | | | |
| 11/23 W 28- 6 | at Dallas | | | 93,012 | | OPPONENTS | | 430 | | 2098 | | 4.9 | | 69t | | 11 | | | | | | | | | |
| 12/03 W 19-10 | Cleveland | | | 25,320 | | * RECEIVING | | No. Yds | | Avg Long | | TD | | | | | | | | | | | | | |
| 12/10 W 30-13 | Washington | | | 25,393 | | Allen | | 102 | | 1393 | | 13.7 | | 51 | | 6 | | | | | | | | | |
| 12/16 L 13-30 | at Kansas City | | | 75,011 | | Gordon | | 58 | | 476 | | 8.2 | | 49 | | 4 | | | | | | | | | |
| 12/24 W 14- 7 | at N.Y. Jets | | | 77,562 | | Henry | | 45 | | 579 | | 12.9 | | 34 | | 4 | | | | | | | | | |
| 12/31 W 30-10 | Oakland | | | 25,430 | | Ty. Williams | | 43 | | 728 | | 16.9 | | 75t | | 4 | | | | | | | | | |
| LA-C | | | | Opp. | | Benjamin | | 34 | | 567 | | 16.7 | | 62t | | 4 | | | | | | | | | |
| TOTAL FIRST DOWNS | | | | 337 | | 282 | | Gates | | 30 | | 316 | | 10.5 | | 27 | | 3 | | | | | | | |
| Rushing | | | | 84 | | 99 | | Ekeler | | 27 | | 279 | | 10.3 | | 38 | | 3 | | | | | | | |
| Passing | | | | 220 | | 153 | | M. Williams | | 11 | | 95 | | 8.6 | | 20 | | 0 | | | | | | | |
| Penalty | | | | 33 | | 30 | | Oliver | | 6 | | 26 | | 4.3 | | 11 | | 0 | | | | | | | |
| 3rd Down: Made/Att | | | | 84/209 | | 86/221 | | McGrath | | 4 | | 46 | | 11.5 | | 23 | | 0 | | | | | | | |
| 3rd Down Pct. | | | | 40.2 | | 38.9 | | Watt | | 2 | | 35 | | 17.5 | | 23 | | 0 | | | | | | | |
| 4th Down: Made/Att | | | | 5/11 | | 6/20 | | Inman TM | | 2 | | 9 | | 4.5 | | 7 | | 0 | | | | | | | |
| 4th Down Pct. | | | | 45.5 | | 30.0 | | Cumberland | | 2 | | 2 | | 1.0 | | 2 | | 0 | | | | | | | |
| POSSESSION AVG. | | | | 30:08 | | 29:52 | | TEAM | | 366 | | 4551 | | 12.4 | | 75t | | 28 | | | | | | | |
| TOTAL NET YARDS | | | | 6026 | | 5254 | | OPPONENTS | | 329 | | 3417 | | 10.4 | | 87t | | 17 | | | | | | | |
| Avg. Per Game | | | | 376.6 | | 328.4 | | * INTERCEPTIONS | | No. Yds | | Avg Long | | TD | | | | | | | | | | | |
| Total Plays | | | | 1020 | | 997 | | Boston | | 5 | | 49 | | 9.8 | | 25 | | 0 | | | | | | | |
| Avg. Per Play | | | | 5.9 | | 5.3 | | Hayward | | 4 | | 7 | | 1.8 | | 7 | | 0 | | | | | | | |
| NET YARDS RUSHING | | | | 1595 | | 2098 | | Tr. Williams | | 2 | | 28 | | 14.0 | | 21 | | 0 | | | | | | | |
| Avg. Per Game | | | | 99.7 | | 131.1 | | Phillips | | 2 | | 13 | | 6.5 | | 9 | | 0 | | | | | | | |
| Total Rushes | | | | 419 | | 430 | | King | | 1 | | 90 | | 90.0 | | 90t | | 1 | | | | | | | |
| NET YARDS PASSING | | | | 4431 | | 3156 | | Toomer | | 1 | | 59 | | 59.0 | | 59t | | 1 | | | | | | | |
| Avg. Per Game | | | | 276.9 | | 197.3 | | Allen | | 1 | | 32 | | 32.0 | | 32 | | 0 | | | | | | | |
| Sacked/Yards Lost | | | | 18/120 | | 43/261 | | Emanuel | | 1 | | 23 | | 2 | | | | | | | | | | | |

| | | | | | | | | | | | | | | | | | | | | | | | | | | | | | |
|---------------------------------------|--|--|--|--|--|--|--|--|--|--|--|--|--|--|--|--|--|--|--|-----------------------------|--|--|--|--|--|--|--|--|--|
| WON 6, LOST 10 | | | | | | | | | | * RUSHING | | | | | | | | | | No. Yds Avg Long TD | | | | | | | | | |
| 09/17 W 19-17 at L.A. Chargers | | | | | | | | | | 25,381 Drake | | | | | | | | | | 133 644 4.8 66t 3 | | | | | | | | | |
| 09/24 L 6-20 at N.Y. Jets | | | | | | | | | | 77,562 Ajayi TM | | | | | | | | | | 138 465 3.4 21 0 | | | | | | | | | |
| 10/01 L 0-20 New Orleans | | | | | | | | | | 84,423 Williams | | | | | | | | | | 46 181 3.9 69 0 | | | | | | | | | |
| 10/08 W 16-10 Tennessee | | | | | | | | | | 65,135 Cutler | | | | | | | | | | 19 32 1.7 9 0 | | | | | | | | | |
| 10/15 W 20-17 at Atlanta | | | | | | | | | | 70,593 Perry | | | | | | | | | | 8 30 3.8 12 0 | | | | | | | | | |
| 10/22 W 31-28 N.Y. Jets | | | | | | | | | | 65,025 Gray | | | | | | | | | | 5 14 2.8 5 0 | | | | | | | | | |
| 10/26 L 0-40 at Baltimore | | | | | | | | | | 70,408 Grant | | | | | | | | | | 3 12 4.0 7 0 | | | | | | | | | |
| 11/05 L 24-27 Oakland | | | | | | | | | | 65,139 Moore | | | | | | | | | | 3 9 3.0 7 0 | | | | | | | | | |
| 11/13 L 21-45 at Carolina | | | | | | | | | | 72,790 Fales | | | | | | | | | | 4 8 2.0 3 1 | | | | | | | | | |
| 11/19 L 20-30 Tampa Bay | | | | | | | | | | 65,089 Landry | | | | | | | | | | 1 -7 -7.0 -7 0 | | | | | | | | | |
| 11/26 L 17-35 at New England | | | | | | | | | | 65,878 TEAM | | | | | | | | | | 360 1388 3.9 69 4 | | | | | | | | | |
| 12/03 W 35- 9 Denver | | | | | | | | | | 65,092 OPPONENTS | | | | | | | | | | 431 1768 4.1 69 14 | | | | | | | | | |
| 12/11 W 27-20 New England | | | | | | | | | | 65,548 * RECEIVING | | | | | | | | | | No. Yds Avg Long TD | | | | | | | | | |
| 12/17 L 16-24 at Buffalo | | | | | | | | | | 62,202 Landry | | | | | | | | | | 112 987 8.8 49 9 | | | | | | | | | |
| 12/24 L 13-29 at Kansas City | | | | | | | | | | 65,325 Stills | | | | | | | | | | 58 847 14.6 61t 6 | | | | | | | | | |
| 12/31 L 16-22 Buffalo | | | | | | | | | | 65,571 Parker | | | | | | | | | | 57 670 11.8 36 1 | | | | | | | | | |
| Miami Opp. | | | | | | | | | | J. Thomas | | | | | | | | | | 41 388 9.5 27 3 | | | | | | | | | |
| TOTAL FIRST DOWNS 284 319 | | | | | | | | | | Drake | | | | | | | | | | 32 239 7.5 47 1 | | | | | | | | | |
| Rushing 66 88 | | | | | | | | | | Derby LG | | | | | | | | | | 21 244 11.6 29 2 | | | | | | | | | |
| Passing 187 190 | | | | | | | | | | Derby TM | | | | | | | | | | 2 20 10.0 11 0 | | | | | | | | | |
| Penalty 31 41 | | | | | | | | | | Williams | | | | | | | | | | 20 155 7.8 24 1 | | | | | | | | | |
| 3rd Down: Made/Att 64/202 75/203 | | | | | | | | | | Ajayi TM | | | | | | | | | | 14 67 4.8 15 0 | | | | | | | | | |
| 3rd Down Pct. 31.7 36.9 | | | | | | | | | | Grant | | | | | | | | | | 13 203 15.6 65t 2 | | | | | | | | | |
| 4th Down: Made/Att 7/24 2/8 | | | | | | | | | | Fasano | | | | | | | | | | 12 107 8.9 29 1 | | | | | | | | | |
| 4th Down Pct. 29.2 25.0 | | | | | | | | | | Carroo | | | | | | | | | | 7 69 9.9 21 0 | | | | | | | | | |
| POSSESSION AVG. 29:25 30:35 | | | | | | | | | | D. Smith | | | | | | | | | | 3 27 9.0 13 0 | | | | | | | | | |
| TOTAL NET YARDS 4923 5371 | | | | | | | | | | Gray | | | | | | | | | | 1 10 10.0 10 0 | | | | | | | | | |
| Avg. Per Game 307.7 335.7 | | | | | | | | | | Perry | | | | | | | | | | 1 3 3.0 3 0 | | | | | | | | | |
| Total Plays 995 989 | | | | | | | | | | TEAM | | | | | | | | | | 373 3792 10.2 65t 24 | | | | | | | | | |
| Avg. Per Play 4.9 5.4 | | | | | | | | | | OPPONENTS | | | | | | | | | | 339 3788 11.2 69t 26 | | | | | | | | | |
| NET YARDS RUSHING 1388 1768 | | | | | | | | | | * INTERCEPTIONS | | | | | | | | | | No. Yds Avg Long TD | | | | | | | | | |
| Avg. Per Game 86.8 110.5 | | | | | | | | | | X. Howard | | | | | | | | | | 4 71 17.8 30t 1 | | | | | | | | | |
| Total Rushes 360 431 | | | | | | | | | | Jones | | | | | | | | | | 2 15 7.5 15 0 | | | | | | | | | |
| NET YARDS PASSING 3535 3603 | | | | | | | | | | McCain | | | | | | | | | | 2 6 3.0 6 0 | | | | | | | | | |
| Avg. Per Game 220.9 225.2 | | | | | | | | | | Elston LG | | | | | | | | | | 1 22 22.0 22 0 | | | | | | | | | |
| Sacked/Yards Lost 33/257 30/185 | | | | | | | | | | McDonald | | | | | | | | | | 1 7 7.0 7 0 | | | | | | | | | |
| Gross Yards 3792 3788 | | | | | | | | | | TEAM | | | | | | | | | | 9 99 11.0 30t 1 | | | | | | | | | |
| Att./Completions 602/373 528/339 | | | | | | | | | | OPPONENTS | | | | | | | | | | 21 375 17.9 65t 3 | | | | | | | | | |
| Completion Pct. 62.0 64.2 | | | | | | | | | | * PUNTING | | | | | | | | | | No. Yds Avg Net TB In Lg B | | | | | | | | | |
| Had Intercepted 21 9 | | | | | | | | | | Haack | | | | | | | | | | 83 3695 44.5 40.7 5 30 64 0 | | | | | | | | | |
| PUNTS/AVERAGE 83/44.5 76/45.8 | | | | | | | | | | TEAM | | | | | | | | | | 83 3695 44.5 40.7 5 30 64 0 | | | | | | | | | |
| NET PUNTING AVG. 83/40.7 76/41.4 | | | | | | | | | | OPPONENTS | | | | | | | | | | 76 3477 45.8 41.4 3 31 71 1 | | | | | | | | | |
| PENALTIES/YARDS 137/1154 122/1077 | | | | | | | | | | * PUNT RETURNS | | | | | | | | | | Ret FC Yds Avg Long TD | | | | | | | | | |
| FUMBLES/BALL LOST 23/8 21/6 | | | | | | | | | | Grant | | | | | | | | | | 25 11 190 7.6 27 0 | | | | | | | | | |
| TOUCHDOWNS 31 45 | | | | | | | | | | Landry | | | | | | | | | | 12 3 81 6.8 16 0 | | | | | | | | | |
| Rushing 4 14 | | | | | | | | | | TEAM | | | | | | | | | | 37 14 271 7.3 27 0 | | | | | | | | | |
| Passing 24 26 | | | | | | | | | | OPPONENTS | | | | | | | | | | 35 20 220 6.3 23 0 | | | | | | | | | |
| Returns 3 5 | | | | | | | | | | * KICKOFF RETURNS | | | | | | | | | | No. Yds Avg Long TD | | | | | | | | | |
| * SCORE BY PERIODS Q1 Q2 Q3 Q4 OT PTS | | | | | | | | | | Grant | | | | | | | | | | 21 479 22.8 31 0 | | | | | | | | | |
| TEAM 41 67 71 102 0 281 | | | | | | | | | | Perry | | | | | | | | | | 10 202 20.2 37 0 | | | | | | | | | |
| OPPONENTS 71 148 94 80 0 393 | | | | | | | | | | Drake | | | | | | | | | | 7 147 21.0 34 0 | | | | | | | | | |
| * SCORING TD-Ru-Pa-Rt K-PAT FG S PTS | | | | | | | | | | Derby LG | | | | | | | | | | 1 11 11.0 11 0 | | | | | | | | | |
| Parkey 0 0 0 0 26/29 21/23 0 89 | | | | | | | | | | Derby TM | | | | | | | | | | 1 11 11.0 11 0 | | | | | | | | | |
| Landry 9 0 9 0 0 54 | | | | | | | | | | Landry | | | | | | | | | | 1 -5 -5.0 -5 0 | | | | | | | | | |
| Stills 6 0 6 0 0 36 | | | | | | | | | | TEAM | | | | | | | | | | 40 834 20.9 37 0 | | | | | | | | | |
| Drake 4 3 1 0 0 26 | | | | | | | | | | OPPONENTS | | | | | | | | | | 34 665 19.6 36 0 | | | | | | | | | |
| J. Thomas 3 0 3 0 0 18 | | | | | | | | | | * FIELD GOALS | | | | | | | | | | 1-19 20-29 30-39 40-49 50+ | | | | | | | | | |
| Derby LG 2 0 2 0 0 12 | | | | | | | | | | Parkey | | | | | | | | | | 0/ 0 6/ 6 8/ 8 6/ 7 1/ 2 | | | | | | | | | |
| Grant 2 0 2 0 0 12 | | | | | | | | | | TEAM | | | | | | | | | | 0/ 0 6/ 6 8/ 8 6/ 7 1/ 2 | | | | | | | | | |
| Jones 2 0 0 2 0 12 | | | | | | | | | | OPPONENTS | | | | | | | | | | 0/ 0 4/ 4 10/10 10/17 3/ 4 | | | | | | | | | |
| Fales 1 1 0 0 0 6 | | | | | | | | | | Parkey: (30G,28G,35G,54G)()(41G)(49G,38G)(39G) | | | | | | | | | | | | | | | | | | | |
| Fasano 1 0 1 0 0 6 | | | | | | | | | | (50N)(49G)()(26G,31G)(28G)(37G)(30G,44G)(28G, | | | | | | | | | | | | | | | | | | | |

| | | | | | | | | | | | | | | | | | | | | | | | | |
|--------------------|--|----------------|--|--------|--------------|--|-----|------|------|-----------|----|--|--|--|--|--|--|--|--|-----|-----|-----|------|----|
| WON 13, LOST 3 | | | | | | | | | | * RUSHING | | | | | | | | | | No. | Yds | Avg | Long | TD |
| 09/07 L 27-42 | | Kansas City | | 65,878 | D. Lewis | | 180 | 896 | 5.0 | 44 | 6 | | | | | | | | | | | | | |
| 09/17 W 35-20 | | at New Orleans | | 73,168 | Gillislee | | 104 | 383 | 3.7 | 16 | 5 | | | | | | | | | | | | | |
| 09/24 W 36-33 | | Houston | | 65,878 | Burkhead | | 64 | 264 | 4.1 | 31 | 5 | | | | | | | | | | | | | |
| 10/01 L 30-33 | | Carolina | | 65,878 | White | | 43 | 171 | 4.0 | 10 | 0 | | | | | | | | | | | | | |
| 10/05 W 19-14 | | at Tampa Bay | | 64,476 | Bolden | | 13 | 67 | 5.2 | 20 | 0 | | | | | | | | | | | | | |
| 10/15 W 24-17 | | at N.Y. Jets | | 77,562 | Cooks | | 9 | 40 | 4.4 | 13 | 0 | | | | | | | | | | | | | |
| 10/22 W 23- 7 | | Atlanta | | 65,878 | Brady | | 25 | 28 | 1.1 | 7 | 0 | | | | | | | | | | | | | |
| 10/29 W 21-13 | | L.A. Chargers | | 65,878 | Hogan | | 3 | 17 | 5.7 | 13 | 0 | | | | | | | | | | | | | |
| 11/12 W 41-16 | | at Denver | | 76,820 | Reedy LG | | 3 | 17 | 5.7 | 10 | 0 | | | | | | | | | | | | | |
| 11/19 W 33- 8 | | at Oakland | | 77,357 | Ebner | | 1 | 14 | 14.0 | 14 | 0 | | | | | | | | | | | | | |
| 11/26 W 35-17 | | Miami | | 65,878 | Dorsett | | 1 | 7 | 7.0 | 7 | 0 | | | | | | | | | | | | | |
| 12/03 W 23- 3 | | at Buffalo | | 68,499 | J. Hollister | | 1 | 5 | 5.0 | 5 | 0 | | | | | | | | | | | | | |
| 12/11 L 20-27 | | at Miami | | 65,548 | Hoyer LG | | 9 | 4 | 0.4 | 9t | 1 | | | | | | | | | | | | | |
| 12/17 W 27-24 | | at Pittsburgh | | 68,574 | Hoyer TM | | 4 | -3 | -8.0 | 0 | 0 | | | | | | | | | | | | | |
| 12/24 W 37-16 | | Buffalo | | 65,878 | TEAM | | 448 | 1889 | 4.2 | 44 | 16 | | | | | | | | | | | | | |
| 12/31 W 26- 6 | | N.Y. Jets | | 65,878 | OPPONENTS | | 390 | 1836 | 4.7 | 87t | 6 | | | | | | | | | | | | | |
| | | N.E. | | Opp. | * RECEIVING | | No. | Yds | Avg | Long | TD | | | | | | | | | | | | | |
| TOTAL FIRST DOWNS | | 389 | | 325 | Gronkowski | | 69 | 1084 | 15.7 | 53t | 8 | | | | | | | | | | | | | |
| Rushing | | 107 | | 98 | Cooks | | 65 | 1082 | 16.6 | 64t | 7 | | | | | | | | | | | | | |
| Passing | | 232 | | 204 | Amendola | | 61 | 659 | 10.8 | 27 | 2 | | | | | | | | | | | | | |
| Penalty | | 50 | | 23 | White | | 56 | 429 | 7.7 | 27 | 3 | | | | | | | | | | | | | |
| 3rd Down: Made/Att | | 82/202 | | 82/208 | Hogan | | 34 | 439 | 12.9 | 47t | 5 | | | | | | | | | | | | | |
| 3rd Down Pct. | | 40.6 | | 39.4 | D. Lewis | | 32 | 214 | 6.7 | 20 | 3 | | | | | | | | | | | | | |
| 4th Down: Made/Att | | 8/13 | | 10/23 | Bennett LG | | 30 | 286 | 9.5 | 33 | 0 | | | | | | | | | | | | | |
| 4th Down Pct. | | 61.5 | | 43.5 | Bennett TM | | 6 | 53 | 8.8 | 27 | 0 | | | | | | | | | | | | | |
| POSSESSION AVG. | | 30:37 | | 29:23 | Burkhead | | 30 | 254 | 8.5 | 23 | 3 | | | | | | | | | | | | | |
| TOTAL NET YARDS | | 6307 | | 5856 | Britt LG | | 20 | 256 | 12.8 | 38 | 2 | | | | | | | | | | | | | |
| Avg. Per Game | | 394.2 | | 366.0 | Britt TM | | 2 | 23 | 11.5 | 16 | 0 | | | | | | | | | | | | | |
| Total Plays | | 1070 | | 1022 | Dorsett | | 12 | 194 | 16.2 | 39 | 0 | | | | | | | | | | | | | |
| Avg. Per Play | | 5.9 | | 5.7 | D. Allen | | 10 | 86 | 8.6 | 22 | 1 | | | | | | | | | | | | | |
| NET YARDS RUSHING | | 1889 | | 1836 | Develin | | 6 | 38 | 6.3 | 10 | 0 | | | | | | | | | | | | | |
| Avg. Per Game | | 118.1 | | 114.8 | J. Hollister | | 4 | 42 | 10.5 | 19 | 0 | | | | | | | | | | | | | |
| Total Rushes | | 448 | | 390 | Tye LG | | 4 | 38 | 9.5 | 21 | 0 | | | | | | | | | | | | | |
| NET YARDS | | | | | | | | | | | | | | | | | | | | | | | | |

NEW YORK JETS / WEEK 17 / THROUGH SUNDAY, DECEMBER 31, 2017

| | | | | | | | | | | | | | | | | | | | | | | | | |
|---|----------------|-------------|------------------|-----------------|-------|---------|-----------|-----------|-------------------|----------------|---|-----------|--------|-------|------|----|--|--|--|-----|-----|-----|------|----|
| WON 5, LOST 11 | | | | | | | | | | * RUSHING | | | | | | | | | | No. | Yds | Avg | Long | TD |
| 09/10 L 12-21 | at Buffalo | 68,751 | Powell | 178 | 772 | 4.3 | 75t | 5 | | | | | | | | | | | | | | | | |
| 09/17 L 20-45 | at Oakland | 54,729 | Forte | 103 | 381 | 3.7 | 20 | 2 | | | | | | | | | | | | | | | | |
| 09/24 W 20- 6 | Miami | 77,562 | McGuire | 88 | 315 | 3.6 | 69t | 1 | | | | | | | | | | | | | | | | |
| 10/01 W 23-20 OT | Jacksonville | 77,562 | McCown | 37 | 124 | 3.4 | 22 | 5 | | | | | | | | | | | | | | | | |
| 10/08 W 17-14 | at Cleveland | 62,032 | Petty | 7 | 55 | 7.9 | 24 | 0 | | | | | | | | | | | | | | | | |
| 10/15 L 17-24 | New England | 77,562 | Stewart | 7 | 27 | 3.9 | 11 | 0 | | | | | | | | | | | | | | | | |
| 10/22 L 28-31 | at Miami | 65,025 | Natson | 1 | 15 | 15.0 | 15 | 0 | | | | | | | | | | | | | | | | |
| 10/29 L 20-25 | Atlanta | 77,562 | Anderson | 3 | 9 | 3.0 | 7 | 0 | | | | | | | | | | | | | | | | |
| 11/02 W 34-21 | Buffalo | 77,562 | Cadet TM | 1 | 3 | 3.0 | 3 | 0 | | | | | | | | | | | | | | | | |
| 11/12 L 10-15 | at Tampa Bay | 57,911 | L. Thomas | 2 | 1 | 0.5 | 1 | 0 | | | | | | | | | | | | | | | | |
| 11/26 L 27-35 | Carolina | 77,562 | TEAM | 427 | 1702 | 4.0 | 75t | 13 | | | | | | | | | | | | | | | | |
| 12/03 W 38-31 | Kansas City | 77,562 | OPPONENTS | 466 | 1887 | 4.0 | 70 | 13 | | | | | | | | | | | | | | | | |
| 12/10 L 0-23 | at Denver | 75,518 | * RECEIVING | No. | Yds | Avg | Long | TD | | | | | | | | | | | | | | | | |
| 12/17 L 19-31 | at New Orleans | 73,018 | Kearse | 65 | 810 | 12.5 | 51 | 5 | | | | | | | | | | | | | | | | |
| 12/24 L 7-14 | L.A. Chargers | 77,562 | Anderson | 63 | 941 | 14.9 | 69t | 7 | | | | | | | | | | | | | | | | |
| 12/31 L 6-26 | at New England | 65,878 | Seferian-Jenkins | 50 | 357 | 7.1 | 28 | 3 | | | | | | | | | | | | | | | | |
| | NY-J | Opp. | Forte | 37 | 293 | 7.9 | 34 | 1 | | | | | | | | | | | | | | | | |
| TOTAL FIRST DOWNS | | 269 | 329 | Powell | 23 | 170 | 7.4 | 31 | 0 | | | | | | | | | | | | | | | |
| Rushing | | 77 | 88 | Kerley | 22 | 217 | 9.9 | 31t | 1 | | | | | | | | | | | | | | | |
| Passing | | 157 | 191 | McGuire | 17 | 177 | 10.4 | 38 | 1 | | | | | | | | | | | | | | | |
| Penalty | | 35 | 50 | Hansen | 9 | 94 | 10.4 | 24 | 0 | | | | | | | | | | | | | | | |
| 3rd Down: Made/Att | | 81/228 | 82/221 | McBride LG | 8 | 144 | 18.0 | 45 | 0 | | | | | | | | | | | | | | | |
| 3rd Down Pct. | | 35.5 | 37.1 | Tomlinson | 8 | 121 | 15.1 | 34 | 1 | | | | | | | | | | | | | | | |
| 4th Down: Made/Att | | 7/13 | 5/11 | Sterling LG | 6 | 82 | 13.7 | 35 | 0 | | | | | | | | | | | | | | | |
| 4th Down Pct. | | 53.8 | 45.5 | Sterling TM | 6 | 82 | 13.7 | 35 | 0 | | | | | | | | | | | | | | | |
| POSSESSION AVG. | | 29:55 | 30:05 | Stewart | 6 | 82 | 13.7 | 46 | 0 | | | | | | | | | | | | | | | |
| TOTAL NET YARDS | | 4884 | 5636 | L. Thomas | 6 | 43 | 7.2 | 15 | 0 | | | | | | | | | | | | | | | |
| Avg. Per Game | | 305.3 | 352.3 | Tye TM | 4 | 38 | 9.5 | 21 | 0 | | | | | | | | | | | | | | | |
| Total Plays | | 984 | 1052 | Cadet TM | 3 | 26 | 8.7 | 13 | 0 | | | | | | | | | | | | | | | |
| Avg. Per Play | | 5.0 | 5.4 | Natson | 2 | 18 | 9.0 | 19 | 0 | | | | | | | | | | | | | | | |
| NET YARDS RUSHING | | 1702 | 1887 | M. Williams TM | 1 | 31 | 31.0 | 31 | 0 | | | | | | | | | | | | | | | |
| Avg. Per Game | | 106.4 | 117.9 | Peake | 1 | 3 | 3.0 | 3 | 0 | | | | | | | | | | | | | | | |
| Total Rushes | | 427 | 466 | Qvale | 0 | -2 | --- | -2 | 0 | | | | | | | | | | | | | | | |
| NET YARDS PASSING | | 3182 | 3749 | TEAM | 323 | 3501 | 10.8 | 69t | 19 | | | | | | | | | | | | | | | |
| Avg. Per Game | | 198.9 | 234.3 | OPPONENTS | 329 | 3904 | 11.9 | 79t | 30 | | | | | | | | | | | | | | | |
| Sacked/Yards Lost | | 47/319 | 28/155 | * INTERCEPTIONS | No. | Yds | Avg | Long | TD | | | | | | | | | | | | | | | |
| Gross Yards | | 3501 | 3904 | Maye | 2 | 44 | 22.0 | 32 | 0 | | | | | | | | | | | | | | | |
| Att./Completions | | 510/323 | 558/329 | Brooks | 2 | 13 | 6.5 | 13 | 0 | | | | | | | | | | | | | | | |
| Completion Pct. | | 63.3 | 59.0 | Burris | 1 | 48 | 48.0 | 48 | 0 | | | | | | | | | | | | | | | |
| Had Intercepted | | 12 | 11 | Claiborne | 1 | 28 | 28.0 | 28 | 0 | | | | | | | | | | | | | | | |
| PUNTS/AVERAGE | | 94/46.6 | 87/45.7 | Ealy | 1 | 9 | 9.0 | 9 | 0 | | | | | | | | | | | | | | | |
| NET PUNTING AVG. | | 94/40.5 | 87/42.4 | L. Williams | 1 | 6 | 6.0 | 6 | 0 | | | | | | | | | | | | | | | |
| PENALTIES/YARDS | | 119/1035 | 114/981 | Wilkerson | 1 | 3 | 3.0 | 3 | 0 | | | | | | | | | | | | | | | |
| FUMBLES/BALL LOST | | 25/12 | 19/9 | Roberts | 1 | 0 | 0.0 | 0 | 0 | | | | | | | | | | | | | | | |
| TOUCHDOWNS | | 32 | 46 | R. Robinson LG | 1 | 0 | 0.0 | 0 | 0 | | | | | | | | | | | | | | | |
| Rushing | | 13 | 13 | Skrine | 1 | 0 | 0.0 | 0 | 0 | | | | | | | | | | | | | | | |
| Passing | | 19 | 30 | TEAM | 11 | 151 | 13.7 | 48 | 0 | | | | | | | | | | | | | | | |
| Returns | | 0 | 3 | OPPONENTS | 12 | 126 | 10.5 | 32 | 0 | | | | | | | | | | | | | | | |
| * SCORE BY PERIODS | | Q1 | Q2 | Q3 | Q4 | OT | PTS | * PUNTING | No. | Yds | Avg | Net | TB | In | Lg | B | | | | | | | | |
| TEAM | | 62 | 86 | 80 | 67 | 3 | 298 | Edwards | 94 | 4378 | 46.6 | 40.5 | 4 | 33 | 70 | 0 | | | | | | | | |
| OPPONENTS | | 75 | 101 | 67 | 139 | 0 | 382 | TEAM | 94 | 4378 | 46.6 | 40.5 | 4 | 33 | 70 | 0 | | | | | | | | |
| * SCORING | | TD-Ru-Pa-Rt | K-PAT | FG | S | PTS | OPPONENTS | 87 | 3979 | 45.7 | 42.4 | 6 | 28 | 65 | 0 | | | | | | | | | |
| Catanzaro | | 0 | 0 | 0 | 0 | 29/29 | 25/30 | 0 | 104 | * PUNT RETURNS | Ret | FC | Yds | Avg | Long | TD | | | | | | | | |
| Anderson | | 7 | 0 | 7 | 0 | | 0 | 42 | Kerley | 16 | 9 | 85 | 5.3 | 15 | 0 | | | | | | | | | |
| Kearse | | 5 | 0 | 5 | 0 | | 0 | 30 | Natson | 16 | 8 | 38 | 2.4 | 17 | 0 | | | | | | | | | |
| McCown | | 5 | 5 | 0 | 0 | | 0 | 30 | Raymond TM | 5 | 3 | 38 | 7.6 | 25 | 0 | | | | | | | | | |
| Powell | | 5 | 5 | 0 | 0 | | 0 | 30 | McGuire | 1 | 2 | 10 | 10.0 | 10 | 0 | | | | | | | | | |
| Forte | | 3 | 2 | 1 | 0 | | 0 | 18 | TEAM | 38 | 22 | 171 | 4.5 | 25 | 0 | | | | | | | | | |
| Seferian-Jenkin | | 3 | 0 | 3 | 0 | | 0 | 18 | OPPONENTS | 49 | 23 | 491 | 10.0 | 60t | 1 | | | | | | | | | |
| McGuire | | 2 | 1 | 1 | 0 | | 0 | 14 | * KICKOFF RETURNS | No. | Yds | Avg | Long | TD | | | | | | | | | | |
| Kerley | | 1 | 0 | 1 | 0 | | 0 | 6 | Natson | 16 | 325 | 20.3 | 32 | 0 | | | | | | | | | | |
| Tomlinson | | 1 | 0 | 1 | 0 | | 0 | 6 | Stewart | 9 | 173 | 19.2 | 32 | 0 | | | | | | | | | | |
| TEAM | | 32 | 13 | 19 | 0 | 29/29 | 25/30 | 0 | 298 | McGuire | 4 | 83 | 20.8 | 24 | 0 | | | | | | | | | |
| OPPONENTS | | 46 | 13 | 30 | 3 | 39/41 | 21/29 | 1 | 382 | Raymond TM | 3 | 85 | 28.3 | 40 | 0 | | | | | | | | | |
| 2-Pt Conv: McGuire, TM 1-3, OPP 1-5 | | | | | | | | | | Bass LG | 1 | 10 | 10.0 | 10 | 0 | | | | | | | | | |
| SACKS: Davis 5, Bass LG 3.5, Bass TM 3.5, | | | | | | | | | | Bass TM | 1 | 10 | 10.0 | 10 | 0 | | | | | | | | | |
| Wilkerson 3.5, Jenkins 3, Lee 3, Adams 2, | | | | | | | | | | Jenkins | 1 | 7 | 7.0 | 7 | 0 | | | | | | | | | |
| L. Williams 2, Cooper LG 1.5, Cooper TM 1, | | | | | | | | | | TEAM | 34 | 683 | 20.1 | 40 | 0 | | | | | | | | | |
| Martin 1.5, McLendon 1.5, Ealy 1, Skrine 1, | | | | | | | | | | OPPONENTS | 23 | 459 | 20.0 | 31 | 0 | | | | | | | | | |
| TM 28, OPP 47 | | | | | | | | | | * FIELD GOALS | 1-19 | 20-29 | 30-39 | 40-49 | 50+ | | | | | | | | | |
| FUM/LOST: McCown 11/4, Kerley 3/2, | | | | | | | | | | Catanzaro | 1/ 1 | 6/ 6 | 4/ 4 | 12/17 | 2/ 2 | | | | | | | | | |
| Raymond(TM) 3/1, McGuire 2/2, Forte 1/1, | | | | | | | | | | TEAM | 1/ 1 | 6/ 6 | 4/ 4 | 12/17 | 2/ 2 | | | | | | | | | |
| Kearse 1/0, Natson 1/0, Petty 1/0, | | | | | | | | | | OPPONENTS | 0/ 0 | 8/ 9 | 7/ 9 | 5/ 8 | 1/ 3 | | | | | | | | | |
| Powell 1/1, Seferian-Jenkins 1/1 | | | | | | | | | | Catanzaro: | (48G,52G)(46G,40G)(45B,40G,22G)(45G,45N,26G,41G)(57G)(28G)() (46N,43G,48N,46G)(45G,32G)(47G)(31G,19G)(27G,47G,38G)() (29G,26G)() (48G,40N,35G) | | | | | | | | | | | | | |
| | | | | | | | | | | OPP: | (46N)(29G)() (30G,52N,22G)(52N,39N)(47N,28G)(39G)(23G,45G,37G,29G)() (29G,49G,37G)(40G,33G,45G)(38N,36G)(31G,29N,53G,40G)(23G)(47N)(21G) | | | | | | | | | | | | | |
| * PASSING | | Att | Cmp | Yds | Cmp% | Yds/Att | TD | TD% | Int | Int% | Long | Sack/Lost | Rating | | | | | | | | | | | |
| McCown | | 397 | 267 | 2926 | 67.3 | 7.37 | 18 | 4.5 | 9 | 2.3 | 69t | 39/ 264 | 94.5 | | | | | | | | | | | |
| Petty | | 112 | 55 | 544 | 49.1 | 4.86 | 1 | 0.9 | 3 | 2.7 | 46 | 8/ 55 | 55.1 | | | | | | | | | | | |
| Edwards | | 1 | 1 | 31 | 100.0 | 31.00 | 0 | 0.0 | 0 | 0.0 | 31 | 0/ 0 | 118.8 | | | | | | | | | | | |
| TEAM | | 510 | 323 | 3501 | 63.3 | 6.86 | 19 | 3.7 | 12 | 2.4 | 69t | 47/ 319 | 86.1 | | | | | | | | | | | |
| OPPONENTS | | 558 | 329 | 3904 | 59.0 | 7.00 | 30 | 5.4 | 11 | 2.0 | 79t | 28/ 155 | 90.1 | | | | | | | | | | | |

WON 6. LOST 10 * RUSHING

| | | | | | | | | | | | | | | | | | | | | | | | | | |
|--|---|-------|--------------------|-------------|-------------|-------------------|------|-------|-----------|-----------|--|---|-------|-------|-------|-------|------|---------|----|-----|-----|------|------|-----------|--------|
| WON 6, LOST 10 | | | | | | | | | | * RUSHING | | | | | | | | | | No. | Yds | Avg | Long | TD | |
| 09/10 | W | 26-16 | at Tennessee | 69,089 | Lynch | 207 | 891 | 4.3 | 51t | 7 | | | | | | | | | | | | | | | |
| 09/17 | W | 45-20 | N.Y. Jets | 54,729 | Richard | 56 | 275 | 4.9 | 52t | 1 | | | | | | | | | | | | | | | |
| 09/24 | L | 10-27 | at Washington | 77,123 | Washington | 57 | 153 | 2.7 | 11 | 2 | | | | | | | | | | | | | | | |
| 10/01 | L | 10-16 | at Denver | 76,909 | Patterson | 13 | 121 | 9.3 | 47t | 2 | | | | | | | | | | | | | | | |
| 10/08 | L | 17-30 | Baltimore | 54,980 | Carr | 23 | 66 | 2.9 | 32 | 0 | | | | | | | | | | | | | | | |
| 10/15 | L | 16-17 | L.A. Chargers | 54,685 | Olawale | 9 | 43 | 4.8 | 11 | 1 | | | | | | | | | | | | | | | |
| 10/19 | W | 31-30 | Kansas City | 55,090 | Manuel | 2 | 15 | 7.5 | 10 | 0 | | | | | | | | | | | | | | | |
| 10/29 | L | 14-34 | at Buffalo | 69,599 | Cooper | 1 | 4 | 4.0 | 4 | 0 | | | | | | | | | | | | | | | |
| 11/05 | W | 27-24 | at Miami | 65,139 | King | 2 | -14 | -7.0 | -3 | 0 | | | | | | | | | | | | | | | |
| 11/19 | L | 8-33 | New England | 77,357 | TEAM | 370 | 1554 | 4.2 | 52t | 13 | | | | | | | | | | | | | | | |
| 11/26 | W | 21-14 | Denver | 54,994 | OPPONENTS | 433 | 1743 | 4.0 | 48t | 11 | | | | | | | | | | | | | | | |
| 12/03 | W | 24-17 | N.Y. Giants | 54,994 | * RECEIVING | No. | Yds | Avg | Long | TD | | | | | | | | | | | | | | | |
| 12/10 | L | 15-26 | at Kansas City | 74,461 | Crabtree | 58 | 618 | 10.7 | 41t | 8 | | | | | | | | | | | | | | | |
| 12/17 | L | 17-20 | Dallas | 55,372 | J. Cook | 54 | 688 | 12.7 | 35 | 2 | | | | | | | | | | | | | | | |
| 12/25 | L | 10-19 | at Philadelphia | 69,596 | Cooper | 48 | 680 | 14.2 | 87t | 7 | | | | | | | | | | | | | | | |
| 12/31 | L | 10-30 | at L.A. Chargers | 25,430 | Roberts | 43 | 455 | 10.6 | 29 | 1 | | | | | | | | | | | | | | | |
| | | | Oak. | Opp. | Washington | 34 | 197 | 5.8 | 15 | 1 | | | | | | | | | | | | | | | |
| TOTAL FIRST DOWNS | | | | 287 | 304 | Patterson | 31 | 309 | 10.0 | 59 | 0 | | | | | | | | | | | | | | |
| | | | Rushing | 78 | 93 | Richard | 27 | 256 | 9.5 | 39 | 1 | | | | | | | | | | | | | | |
| | | | Passing | 178 | 187 | Lynch | 20 | 151 | 7.6 | 25 | 0 | | | | | | | | | | | | | | |
| | | | Penalty | 31 | 24 | Holton | 9 | 218 | 24.2 | 64t | 3 | | | | | | | | | | | | | | |
| | | | 3rd Down: Made/Att | 82/204 | 88/215 | Walford | 9 | 80 | 8.9 | 26 | 0 | | | | | | | | | | | | | | |
| | | | 3rd Down Pct. | 40.2 | 40.9 | L. Smith | 8 | 76 | 9.5 | 21 | 0 | | | | | | | | | | | | | | |
| | | | 4th Down: Made/Att | 8/24 | 7/10 | Olawale | 6 | 33 | 5.5 | 9 | 0 | | | | | | | | | | | | | | |
| | | | 4th Down Pct. | 33.3 | 70.0 | TEAM | 347 | 3761 | 10.8 | 87t | 23 | | | | | | | | | | | | | | |
| POSSESSION AVG. | | | | 28:53 | 31:07 | OPPONENTS | 361 | 4046 | 11.2 | 74 | 24 | | | | | | | | | | | | | | |
| TOTAL NET YARDS | | | | 5185 | 5601 | * INTERCEPTIONS | No. | Yds | Avg | Long | TD | | | | | | | | | | | | | | |
| | | | Avg. Per Game | 324.1 | 350.1 | S. Smith | 2 | 8 | 4.0 | 8 | 0 | | | | | | | | | | | | | | |
| | | | Total Plays | 952 | 994 | Nelson | 1 | 3 | 3.0 | 3 | 0 | | | | | | | | | | | | | | |
| | | | Avg. Per Play | 5.4 | 5.6 | Bowman LG | 1 | 0 | 0.0 | 0 | 0 | | | | | | | | | | | | | | |
| NET YARDS RUSHING | | | | 1554 | 1743 | Bowman TM | 1 | 0 | 0.0 | 0 | 0 | | | | | | | | | | | | | | |
| | | | Avg. Per Game | 97.1 | 108.9 | Joseph | 1 | -1 | -1.0 | -1 | 0 | | | | | | | | | | | | | | |
| | | | Total Rushes | 370 | 433 | TEAM | 5 | 10 | 2.0 | 8 | 0 | | | | | | | | | | | | | | |
| NET YARDS PASSING | | | | 3631 | 3858 | OPPONENTS | 14 | 98 | 7.0 | 25 | 0 | | | | | | | | | | | | | | |
| | | | Avg. Per Game | 226.9 | 241.1 | * PUNTING | No. | Yds | Avg | Net | TB | | | | | | | | | | | | | | |
| | | | Sacked/Yards Lost | 24/130 | 31/188 | King | 69 | 3270 | 47.4 | 42.7 | 6 | | | | | | | | | | | | | | |
| | | | Gross Yards | 3761 | 4046 | TEAM | 69 | 3270 | 47.4 | 42.7 | 6 | | | | | | | | | | | | | | |
| | | | Att./Completions | 558/347 | 530/361 | OPPONENTS | 70 | 3105 | 44.4 | 41.6 | 2 | | | | | | | | | | | | | | |
| | | | Completion Pct. | 62.2 | 68.1 | * PUNT RETURNS | Ret | FC | Yds | Avg | Long | | | | | | | | | | | | | | |
| | | | Had Intercepted | 14 | 5 | Richard | 26 | 13 | 155 | 6.0 | 19 | | | | | | | | | | | | | | |
| PUNTS/AVERAGE | | | | 69/47.4 | 70/44.4 | Holton | 1 | 0 | 0 | 0.0 | 0 | | | | | | | | | | | | | | |
| NET PUNTING AVG. | | | | 69/42.7 | 70/41.6 | Carrie | 0 | 8 | 0 | --- | --- | | | | | | | | | | | | | | |
| PENALTIES/YARDS | | | | 114/1009 | 102/944 | TEAM | 27 | 21 | 155 | 5.7 | 19 | | | | | | | | | | | | | | |
| FUMBLES/BALL LOST | | | | 33/14 | 20/9 | OPPONENTS | 32 | 15 | 205 | 6.4 | 29 | | | | | | | | | | | | | | |
| TOUCHDOWNS | | | | 36 | 39 | * KICKOFF RETURNS | No. | Yds | Avg | Long | TD | | | | | | | | | | | | | | |
| | | | Rushing | 13 | 11 | Patterson | 19 | 538 | 28.3 | 49 | 0 | | | | | | | | | | | | | | |
| | | | Passing | 23 | 24 | Richard | 8 | 90 | 11.3 | 17 | 0 | | | | | | | | | | | | | | |
| | | | Returns | 0 | 4 | Washington | 5 | 86 | 17.2 | 26 | 0 | | | | | | | | | | | | | | |
| * SCORE BY PERIODS | | | | Q1 | Q2 | Q3 | Q4 | OT | PTS | Feliciano | 1 | 15 | 15.0 | 15 | 0 | | | | | | | | | | |
| TEAM | | | | 55 | 81 | 58 | 107 | 0 | 301 | Olawale | 1 | 9 | 9.0 | 9 | 0 | | | | | | | | | | |
| OPPONENTS | | | | 75 | 120 | 85 | 93 | 0 | 373 | TEAM | 34 | 738 | 21.7 | 49 | 0 | | | | | | | | | | |
| * SCORING | | | | TD-Ru-Pa-Rt | K-PAT | FG | S | PTS | OPPONENTS | 15 | 298 | 19.9 | 40 | 0 | | | | | | | | | | | |
| Tavecchio | | | | 0 | 0 | 0 | 0 | 33/34 | 16/21 | 0 | 81 | * FIELD GOALS | 1-19 | 20-29 | 30-39 | 40-49 | 50+ | | | | | | | | |
| Crabtree | | | | 8 | 0 | 8 | 0 | | 0 | 52 | Tavecchio | 0/ 0 | 5/ 5 | 5/ 7 | 3/ 5 | 3/ 4 | | | | | | | | | |
| Cooper | | | | 7 | 0 | 7 | 0 | | 0 | 42 | TEAM | 0/ 0 | 5/ 5 | 5/ 7 | 3/ 5 | 3/ 4 | | | | | | | | | |
| Lynch | | | | 7 | 7 | 0 | 0 | | 0 | 42 | OPPONENTS | 1/ 1 | 10/11 | 7/ 8 | 10/11 | 6/ 9 | | | | | | | | | |
| Holton | | | | 3 | 0 | 3 | 0 | | 0 | 18 | Tavecchio: | (20G,52G,52G,43G) (29G) (22G) (38G) (32G) | | | | | | | | | | | | | |
| Washington | | | | 3 | 2 | 1 | 0 | | 0 | 18 | (44G) (53B,45N,26G) () (36G,53G) () (35N) (39G) () (39N, | | | | | | | | | | | | | | |
| J. Cook | | | | 2 | 0 | 2 | 0 | | 0 | 12 | 39G) (25G,48N) (40G) | | | | | | | | | | | | | | |
| Patterson | | | | 2 | 2 | 0 | 0 | | 0 | 12 | OPP: | (23G,26G,52G,52N) (46G,40G) (52N,23G,28G) | | | | | | | | | | | | | |
| Richard | | | | 2 | 1 | 1 | 0 | | 0 | 12 | (28G,36G,46G,29N) (22G,21G,44G) (48N,32G) (53G,39G, | | | | | | | | | | | | | | |
| Olawale | | | | 1 | 1 | 0 | 0 | | 0 | 6 | 37G) (35G,44G) (49G) (62G,51G,40G,29G) () (52G) (53G, | | | | | | | | | | | | | | |
| Roberts | | | | 1 | 0 | 1 | 0 | | 0 | 6 | 29G,33G,40G) (45G,19G) (33N,35G,48G) (50B,25G) | | | | | | | | | | | | | | |
| TEAM | | | | 36 | 13 | 23 | 0 | 33/34 | 16/21 | 0 | 301 | | | | | | | | | | | | | | |
| OPPONENTS | | | | 39 | 11 | 24 | 4 | 35/37 | 34/40 | 0 | 373 | | | | | | | | | | | | | | |
| 2-Pt Conv: Crabtree 2, TM 2-2, OPP 1-2 | | | | | | | | | | | | | | | | | | | | | | | | | |
| SACKS: Mack 10.5, Irvin 8, Autry 5, | | | | | | | | | | | | | | | | | | | | | | | | | |
| Edwards 3.5, Bowman LG 1.5, Bowman TM 1.5, | | | | | | | | | | | | | | | | | | | | | | | | | |
| Joseph 1, Ward 1, Ellis 0.5, TM 31, OPP 24 | | | | | | | | | | | | | | | | | | | | | | | | | |
| FUM/LOST: Carr 8/3, Richard 8/3, Holton 3/2, | | | | | | | | | | | | | | | | | | | | | | | | | |
| Patterson 3/0, Roberts 2/2, Washington 2/1, | | | | | | | | | | | | | | | | | | | | | | | | | |
| J. Cook 1/1, Cooper 1/0, Crabtree 1/0, | | | | | | | | | | | | | | | | | | | | | | | | | |
| Hudson 1/0, Lynch 1/1, Newhouse 1/1, | | | | | | | | | | | | | | | | | | | | | | | | | |
| Olawale 1/0 | | | | | | | | | | | | | | | | | | | | | | | | | |
| * PASSING | | | | | | | | | | | | | | Att | Cmp | Yds | Cmp% | Yds/Att | TD | TD% | Int | Int% | Long | Sack/Lost | Rating |
| Carr | | | | | | | | | | | | | | 515 | 323 | 3496 | 62.7 | 6.79 | 22 | 4.3 | 13 | 2.5 | 87t | 20/ 101 | 86.4 |
| Manuel | | | | | | | | | | | | | | 43 | 24 | 265 | 55.8 | 6.16 | 1 | 2.3 | 1 | 2.3 | 41t | 4/ 29 | 72.3 |
| TEAM | | | | | | | | | | | | | | 558 | 347 | 3761 | 62.2 | 6.74 | 23 | 4.1 | 14 | 2.5 | 87t | 24/ 130 | 85.3 |
| OPPONENTS | | | | | | | | | | | | | | 530 | 361 | 4046 | 68.1 | 7.63 | 24 | 4.5 | 5 | 0.9 | 74 | 31/ 188 | 101.8 |

PITTSBURGH STEELERS / WEEK 17 / THROUGH SUNDAY, DECEMBER 31, 2017

| WON 13, LOST 3 | | | | | | | | | | * RUSHING | | | | | | | | | | No. | Yds | Avg | Long | TD |
|--|---|-------|-----------------|--|----------------|-----------------|-------|---------|--------|-------------------|---------|--|------|-----------|--------|-------|------|--|--|-----|-----|-----|------|----|
| 09/10 | W | 21-18 | at Cleveland | 67,431 | Bell | 321 | 1291 | 4.0 | 27 | 9 | | | | | | | | | | | | | | |
| 09/17 | W | 26- 9 | Minnesota | 65,971 | Conner | 32 | 144 | 4.5 | 23 | 0 | | | | | | | | | | | | | | |
| 09/24 | L | 17-23 | OT at Chicago | 62,172 | Ridley | 26 | 108 | 4.2 | 21 | 1 | | | | | | | | | | | | | | |
| 10/01 | W | 26- 9 | at Baltimore | 71,126 | Roethlisberger | 28 | 47 | 1.7 | 14 | 0 | | | | | | | | | | | | | | |
| 10/08 | L | 9-30 | Jacksonville | 66,237 | Heyward-Bey | 2 | 32 | 16.0 | 29t | 1 | | | | | | | | | | | | | | |
| 10/15 | W | 19-13 | at Kansas City | 76,994 | Toussaint | 6 | 25 | 4.2 | 7 | 0 | | | | | | | | | | | | | | |
| 10/22 | W | 29-14 | Cincinnati | 65,363 | Bryant | 6 | 22 | 3.7 | 13 | 0 | | | | | | | | | | | | | | |
| 10/29 | W | 20-15 | at Detroit | 64,983 | Watson | 5 | 8 | 1.6 | 3 | 0 | | | | | | | | | | | | | | |
| 11/12 | W | 20-17 | at Indianapolis | 66,146 | Nix-Jones | 3 | 0 | 0.0 | 1t | 1 | | | | | | | | | | | | | | |
| 11/16 | W | 40-17 | Tennessee | 60,703 | Jones | 8 | -10 | -1.3 | 0 | 0 | | | | | | | | | | | | | | |
| 11/26 | W | 31-28 | Green Bay | 62,147 | TEAM | 437 | 1667 | 3.8 | 29t | 12 | | | | | | | | | | | | | | |
| 12/04 | W | 23-20 | at Cincinnati | 56,029 | OPPONENTS | 385 | 1693 | 4.4 | 90t | 14 | | | | | | | | | | | | | | |
| 12/10 | W | 39-38 | Baltimore | 60,069 | * RECEIVING | No. | Yds | Avg | Long | TD | | | | | | | | | | | | | | |
| 12/17 | L | 24-27 | New England | 68,574 | Brown | 101 | 1533 | 15.2 | 57 | 9 | | | | | | | | | | | | | | |
| 12/25 | W | 34- 6 | at Houston | 71,842 | Bell | 85 | 655 | 7.7 | 42 | 2 | | | | | | | | | | | | | | |
| 12/31 | W | 28-24 | Cleveland | 50,704 | Smith-Schuster | 58 | 917 | 15.8 | 97t | 7 | | | | | | | | | | | | | | |
| Pitt. | | | | Opp. | Bryant | 50 | 603 | 12.1 | 51 | 3 | | | | | | | | | | | | | | |
| TOTAL FIRST DOWNS | | | | 348 | 270 | James | 43 | 372 | 8.7 | 32 | 3 | | | | | | | | | | | | | |
| Rushing | | | | 96 | 89 | Rogers | 18 | 149 | 8.3 | 18t | 1 | | | | | | | | | | | | | |
| Passing | | | | 217 | 157 | McDonald | 14 | 188 | 13.4 | 28 | 1 | | | | | | | | | | | | | |
| Penalty | | | | 35 | 24 | Grimble | 5 | 32 | 6.4 | 12 | 1 | | | | | | | | | | | | | |
| 3rd Down: Made/Att | | | | 92/209 | 72/199 | Hunter | 4 | 23 | 5.8 | 7 | 1 | | | | | | | | | | | | | |
| 3rd Down Pct. | | | | 44.0 | 36.2 | Heyward-Bey | 2 | 47 | 23.5 | 44 | 0 | | | | | | | | | | | | | |
| 4th Down: Made/Att | | | | 3/8 | 6/19 | Toussaint | 2 | 9 | 4.5 | 7 | 0 | | | | | | | | | | | | | |
| 4th Down Pct. | | | | 37.5 | 31.6 | Nix-Jones | 2 | 6 | 3.0 | 5 | 1 | | | | | | | | | | | | | |
| POSSESSION AVG. | | | | 31:56 | 28:04 | TEAM | 384 | 4534 | 11.8 | 97t | 29 | | | | | | | | | | | | | |
| TOTAL NET YARDS | | | | 6047 | 4910 | OPPONENTS | 297 | 3610 | 12.2 | 75t | 20 | | | | | | | | | | | | | |
| Avg. Per Game | | | | 377.9 | 306.9 | * INTERCEPTIONS | No. | Yds | Avg | Long | TD | | | | | | | | | | | | | |
| Total Plays | | | | 1051 | 940 | Davis | 3 | 76 | 25.3 | 41 | 0 | | | | | | | | | | | | | |
| Avg. Per Play | | | | 5.8 | 5.2 | Shazier | 3 | 2 | 0.7 | 2 | 0 | | | | | | | | | | | | | |
| NET YARDS RUSHING | | | | 1667 | 1693 | Hilton | 2 | 45 | 22.5 | 26 | 0 | | | | | | | | | | | | | |
| Avg. Per Game | | | | 104.2 | 105.8 | Sensabaugh | 1 | 32 | 32.0 | 32 | 0 | | | | | | | | | | | | | |
| Total Rushes | | | | 437 | 385 | Watt | 1 | 17 | 17.0 | 17 | 0 | | | | | | | | | | | | | |
| NET YARDS PASSING | | | | 4380 | 3217 | Williams | 1 | 13 | 13.0 | 13 | 0 | | | | | | | | | | | | | |
| Avg. Per Game | | | | 273.8 | 201.1 | Haden | 1 | 1 | 1.0 | 1 | 0 | | | | | | | | | | | | | |
| Sacked/Yards Lost | | | | 24/154 | 56/393 | Burns | 1 | 0 | 0.0 | 0 | 0 | | | | | | | | | | | | | |
| Gross Yards | | | | 4534 | 3610 | Wilcox | 1 | 0 | 0.0 | 0 | 0 | | | | | | | | | | | | | |
| Att./Completions | | | | 590/384 | 499/297 | Gay | 1 | -1 | -1.0 | -1 | 0 | | | | | | | | | | | | | |
| Completion Pct. | | | | 65.1 | 59.5 | R. Golden | 1 | -1 | -1.0 | -1 | 0 | | | | | | | | | | | | | |
| Had Intercepted | | | | 15 | 16 | TEAM | 16 | 184 | 11.5 | 41 | 0 | | | | | | | | | | | | | |
| PUNTS/AVERAGE | | | | 64/43.2 | 77/45.1 | OPPONENTS | 15 | 152 | 10.1 | 51t | 2 | | | | | | | | | | | | | |
| NET PUNTING AVG. | | | | 64/39.8 | 77/42.4 | * PUNTING | No. | Yds | Avg | Net TB | In Lg B | | | | | | | | | | | | | |
| PENALTIES/YARDS | | | | 101/896 | 110/1041 | Berry | 64 | 2763 | 43.2 | 39.8 | 2 | 26 | 62 | 0 | | | | | | | | | | |
| FUMBLES/BALL LOST | | | | 15/5 | 19/6 | TEAM | 64 | 2763 | 43.2 | 39.8 | 2 | 26 | 62 | 0 | | | | | | | | | | |
| TOUCHDOWNS | | | | 43 | 36 | OPPONENTS | 77 | 3469 | 45.1 | 42.4 | 0 | 30 | 62 | 1 | | | | | | | | | | |
| Rushing | | | | 12 | 14 | * PUNT RETURNS | Ret | FC | Yds | Avg | Long | TD | | | | | | | | | | | | |
| Passing | | | | 29 | 20 | Rogers | 19 | 10 | 146 | 7.7 | 27 | 0 | | | | | | | | | | | | |
| Returns | | | | 2 | 2 | Brown | 11 | 10 | 61 | 5.5 | 16 | 0 | | | | | | | | | | | | |
| * SCORE BY PERIODS | | | | Q1 | Q2 | Q3 | Q4 | OT | PTS | TEAM | 30 | 20 | 207 | 6.9 | 27 | 0 | | | | | | | | |
| TEAM | | | | 79 | 137 | 87 | 103 | 0 | 406 | OPPONENTS | 23 | 24 | 177 | 7.7 | 32 | 0 | | | | | | | | |
| OPPONENTS | | | | 65 | 84 | 91 | 62 | 6 | 308 | * KICKOFF RETURNS | No. | Yds | Avg | Long | TD | | | | | | | | | |
| * SCORING | | | | TD-Ru-Pa-Rt | K-PAT | FG | S | PTS | Bryant | 9 | 151 | 16.8 | 38 | 0 | | | | | | | | | | |
| Boswell | | | | 0 | 0 | 0 | 0 | 37/39 | 35/38 | 0 | 142 | Smith-Schuster | 9 | 240 | 26.7 | 96t | 1 | | | | | | | |
| Bell | | | | 11 | 9 | 2 | 0 | | | 0 | 66 | Watson | 7 | 140 | 20.0 | 25 | 0 | | | | | | | |
| Brown | | | | 9 | 0 | 9 | 0 | | | 0 | 56 | Toussaint | 6 | 94 | 15.7 | 23 | 0 | | | | | | | |
| Smith-Schuster | | | | 8 | 0 | 7 | 1 | | | 0 | 48 | R. Golden | 1 | 5 | 5.0 | 5 | 0 | | | | | | | |
| Bryant | | | | 3 | 0 | 3 | 0 | | | 0 | 20 | Grimble | 1 | 0 | 0.0 | 0 | 0 | | | | | | | |
| James | | | | 3 | 0 | 3 | 0 | | | 0 | 18 | TEAM | 33 | 630 | 19.1 | 96t | 1 | | | | | | | |
| Nix-Jones | | | | 2 | 1 | 1 | 0 | | | 0 | 12 | OPPONENTS | 43 | 906 | 21.1 | 40 | 0 | | | | | | | |
| Chickillo | | | | 1 | 0 | 0 | 1 | | | 0 | 6 | * FIELD GOALS | 1-19 | 20-29 | 30-39 | 40-49 | 50+ | | | | | | | |
| Grimble | | | | 1 | 0 | 1 | 0 | | | 0 | 6 | Boswell | 0/ 0 | 10/10 | 12/14 | 9/10 | 4/ 4 | | | | | | | |
| Heyward-Bey | | | | 1 | 1 | 0 | 0 | | | 0 | 6 | TEAM | 0/ 0 | 10/10 | 12/14 | 9/10 | 4/ 4 | | | | | | | |
| Hunter | | | | 1 | 0 | 1 | 0 | | | 0 | 6 | OPPONENTS | 1/ 1 | 2/ 2 | 5/ 5 | 10/12 | 2/ 4 | | | | | | | |
| McDonald | | | | 1 | 0 | 1 | 0 | | | 0 | 6 | Boswell: () (46G, 29G, 37G, 43G) (35B, 32G) (31G, 49G, | | | | | | | | | | | | |
| Ridley | | | | 1 | 1 | 0 | 0 | | | 0 | 6 | 44N) (29G, 34G, 20G) (24G) (22G, 24G, 41G, 49G, 25G) (34G, | | | | | | | | | | | | |
| Rogers | | | | 1 | 0 | 1 | 0 | | | 0 | 6 | 38G) (41G, 37N, 33G) (41G, 28G, 50G, 26G) (53G) (30G, 37G, | | | | | | | | | | | | |
| TEAM | | | | 43 | 12 | 29 | 2 | 37/39 | 35/38 | 1 | 406 | 38G) (52G, 43G, 24G, 46G) (51G) (34G, 36G) () | | | | | | | | | | | | |
| OPPONENTS | | | | 36 | 14 | 20 | 2 | 28/31 | 20/24 | 0 | 308 | OPP: (24G) (42G) (47N, 24G) (62N, 42G) (47G) (46G, 33G) | | | | | | | | | | | | |
| 2-Pt Conv: Brown, Bryant, TM 2-4, OPP 2-4 | | | | () (48G, 37G, 51G, 34G, 19G) (48G) (48B, 44G) (57N) (35G, | | | | | | | | | | | | | | | | | | | | |
| SACKS: Heyward 12, Williams 8, Watt 7, | | | | 41G) (47G) (32G, 46G) () (51G) | | | | | | | | | | | | | | | | | | | | |
| Dupree 6, Alualu 4, Hilton 4, Chickillo 3, | | | | | | | | | | | | | | | | | | | | | | | | |
| Tuitt 3, Hargrave 2, Walton 2, Davis 1, | | | | | | | | | | | | | | | | | | | | | | | | |
| Fort 1, Haden 1, Harrison TM 1, Spence LG 1, | | | | | | | | | | | | | | | | | | | | | | | | |
| Spence TM 1, TM 56, OPP 24 | | | | | | | | | | | | | | | | | | | | | | | | |
| FUM/LOST: Brown 4/0, Bell 3/2, Hubbard 3/0, | | | | | | | | | | | | | | | | | | | | | | | | |
| Roethlisberger 3/1, Jones 1/1, Rogers 1/1 | | | | | | | | | | | | | | | | | | | | | | | | |
| * PASSING | | | | Att | Cmp | Yds | Cmp% | Yds/Att | TD | TD% | Int | Int% | Long | Sack/Lost | Rating | | | | | | | | | |
| Roethlisberger | | | | 561 | 360 | 4251 | 64.2 | 7.58 | 28 | 5.0 | 14 | 2.5 | 97t | 21/ 139 | 93.4 | | | | | | | | | |
| Jones | | | | 28 | 23 | 239 | 82.1 | 8.54 | 1 | 3.6 | 1 | 3.6 | 46 | 3/ 15 | 99.3 | | | | | | | | | |
| R. Golden | | | | 1 | 1 | 44 | 100.0 | 44.00 | 0 | 0.0 | 0 | 0.0 | 44 | 0/ 0 | 118.8 | | | | | | | | | |
| TEAM | | | | 590 | 384 | 4534 | 65.1 | 7.68 | 29 | 4.9 | 15 | 2.5 | 97t | 24/ 154 | 94.1 | | | | | | | | | |
| OPPONENTS | | | | 499 | 297 | 3610 | 59.5 | 7.23 | 20 | 4.0 | 16 | 3.2 | 75t | 56/ 393 | 81.8 | | | | | | | | | |

| | | | | | | | | | | | | | | | | | | | | | | | | |
|-------------------|---|-------|--------------------|---------|-------------|-------------------|------|------|------|-----------|------|--|--|--|--|--|--|--|--|-----|-----|-----|------|----|
| WON 9, LOST 7 | | | | | | | | | | * RUSHING | | | | | | | | | | No. | Yds | Avg | Long | TD |
| 09/10 | L | 16-26 | Oakland | 69,089 | Henry | 176 | 744 | 4.2 | 75t | 5 | | | | | | | | | | | | | | |
| 09/17 | W | 37-16 | at Jacksonville | 61,709 | Murray | 184 | 659 | 3.6 | 75t | 6 | | | | | | | | | | | | | | |
| 09/24 | W | 33-27 | Seattle | 69,127 | Mariota | 60 | 312 | 5.2 | 34t | 5 | | | | | | | | | | | | | | |
| 10/01 | L | 14-57 | at Houston | 71,804 | Jackson | 5 | 55 | 11.0 | 20 | 0 | | | | | | | | | | | | | | |
| 10/08 | L | 10-16 | at Miami | 65,135 | Taylor | 8 | 43 | 5.4 | 17 | 0 | | | | | | | | | | | | | | |
| 10/16 | W | 36-22 | Indianapolis | 63,888 | Fluellen | 4 | 21 | 5.3 | 10 | 0 | | | | | | | | | | | | | | |
| 10/22 | W | 12- 9 | OT at Cleveland | 59,061 | Fowler TM | 2 | 4 | 2.0 | 3t | 1 | | | | | | | | | | | | | | |
| 11/05 | W | 23-20 | Baltimore | 67,322 | Weems | 1 | 0 | 0.0 | 0 | 0 | | | | | | | | | | | | | | |
| 11/12 | W | 24-20 | Cincinnati | 67,432 | Walker | 2 | -2 | -1.0 | 1t | 1 | | | | | | | | | | | | | | |
| 11/16 | L | 17-40 | at Pittsburgh | 60,703 | Matthews | 1 | -3 | -3.0 | -3 | 0 | | | | | | | | | | | | | | |
| 11/26 | W | 20-16 | at Indianapolis | 62,207 | TEAM | 443 | 1833 | 4.1 | 75t | 18 | | | | | | | | | | | | | | |
| 12/03 | W | 24-13 | Houston | 62,758 | OPPONENTS | 398 | 1420 | 3.6 | 34 | 5 | | | | | | | | | | | | | | |
| 12/10 | L | 7-12 | at Arizona | 64,153 | * RECEIVING | No. | Yds | Avg | Long | TD | | | | | | | | | | | | | | |
| 12/17 | L | 23-25 | at San Francisco | 70,133 | Walker | 74 | 807 | 10.9 | 42 | 3 | | | | | | | | | | | | | | |
| 12/24 | L | 23-27 | L.A. Rams | 60,097 | Decker | 54 | 563 | 10.4 | 29 | 1 | | | | | | | | | | | | | | |
| 12/31 | W | 15-10 | Jacksonville | 65,501 | Matthews | 53 | 795 | 15.0 | 75t | 4 | | | | | | | | | | | | | | |
| | | | Tenn. | Opp. | Murray | 39 | 266 | 6.8 | 18 | 1 | | | | | | | | | | | | | | |
| TOTAL FIRST DOWNS | | | | 290 | 323 | Davis | 34 | 375 | 11.0 | 37 | 0 | | | | | | | | | | | | | |
| | | | Rushing | 97 | 68 | J. Smith | 18 | 157 | 8.7 | 32t | 2 | | | | | | | | | | | | | |
| | | | Passing | 157 | 231 | Taylor | 16 | 231 | 14.4 | 53t | 1 | | | | | | | | | | | | | |
| | | | Penalty | 36 | 24 | Henry | 11 | 136 | 12.4 | 66t | 1 | | | | | | | | | | | | | |
| | | | 3rd Down: Made/Att | 71/202 | 78/214 | Supernaw | 4 | 39 | 9.8 | 20 | 1 | | | | | | | | | | | | | |
| | | | 3rd Down Pct. | 35.1 | 36.4 | Stocker LG | 4 | 30 | 7.5 | 12 | 1 | | | | | | | | | | | | | |
| | | | 4th Down: Made/Att | 5/10 | 10/16 | Stocker TM | 1 | 12 | 12.0 | 12 | 0 | | | | | | | | | | | | | |
| | | | 4th Down Pct. | 50.0 | 62.5 | Douglas | 1 | 8 | 8.0 | 8 | 0 | | | | | | | | | | | | | |
| POSSESSION AVG. | | | | 29:51 | 30:09 | Weems | 1 | 5 | 5.0 | 5 | 0 | | | | | | | | | | | | | |
| TOTAL NET YARDS | | | | 5024 | 5248 | TEAM | 306 | 3394 | 11.1 | 75t | 14 | | | | | | | | | | | | | |
| | | | Avg. Per Game | 314.0 | 328.0 | OPPONENTS | 369 | 4100 | 11.1 | 80t | 27 | | | | | | | | | | | | | |
| | | | Total Plays | 974 | 1046 | * INTERCEPTIONS | No. | Yds | Avg | Long | TD | | | | | | | | | | | | | |
| | | | Avg. Per Play | 5.2 | 5.0 | Byard | 8 | 130 | 16.3 | 33 | 0 | | | | | | | | | | | | | |
| NET YARDS RUSHING | | | | 1833 | 1420 | T. Smith | 1 | 14 | 14.0 | 14 | 0 | | | | | | | | | | | | | |
| | | | Avg. Per Game | 114.6 | 88.8 | Searcy | 1 | 8 | 8.0 | 8 | 0 | | | | | | | | | | | | | |
| | | | Total Rushes | 443 | 398 | Riley | 1 | 2 | 2.0 | 2 | 0 | | | | | | | | | | | | | |
| NET YARDS PASSING | | | | 3191 | 3828 | Sims | 1 | 0 | 0.0 | 0 | 0 | | | | | | | | | | | | | |
| | | | Avg. Per Game | 199.4 | 239.3 | TEAM | 12 | 154 | 12.8 | 33 | 0 | | | | | | | | | | | | | |
| | | | Sacked/Yards Lost | 35/203 | 43/272 | OPPONENTS | 17 | 262 | 15.4 | 41 | 2 | | | | | | | | | | | | | |
| | | | Gross Yards | 3394 | 4100 | * PUNTING | No. | Yds | Avg | Net | TB | | | | | | | | | | | | | |
| | | | Att./Completions | 496/306 | 605/369 | Kern | 75 | 3728 | 49.7 | 44.6 | 5 | | | | | | | | | | | | | |
| | | | Completion Pct. | 61.7 | 61.0 | TEAM | 75 | 3728 | 49.7 | 44.6 | 5 | | | | | | | | | | | | | |
| | | | Had Intercepted | 17 | 12 | OPPONENTS | 75 | 3617 | 48.2 | 42.8 | 5 | | | | | | | | | | | | | |
| PUNTS/AVERAGE | | | | 75/49.7 | 75/48.2 | * PUNT RETURNS | Ret | FC | Yds | Avg | Long | | | | | | | | | | | | | |
| NET PUNTING AVG. | | | | 75/44.6 | 75/42.8 | Jackson | 34 | 9 | 290 | 8.5 | 46 | | | | | | | | | | | | | |
| PENALTIES/YARDS | | | | 85/785 | 119/942 | Weems | 2 | 0 | 15 | 7.5 | 13 | | | | | | | | | | | | | |
| FUMBLES/BALL LOST | | | | 10/8 | 23/9 | TEAM | 36 | 9 | 305 | 8.5 | 46 | | | | | | | | | | | | | |
| TOUCHDOWNS | | | | 33 | 36 | OPPONENTS | 41 | 9 | 286 | 7.0 | 23 | | | | | | | | | | | | | |
| | | | Rushing | 18 | 5 | * KICKOFF RETURNS | No. | Yds | Avg | Long | TD | | | | | | | | | | | | | |
| | | | Passing | 14 | 27 | Jackson | 25 | 578 | 23.1 | 57 | 0 | | | | | | | | | | | | | |
| | | | Returns | 1 | 4 | Weems | 2 | 18 | 9.0 | | | | | | | | | | | | | | | |

| | | | | | | | | | | | | | | | | | | | | | | | | |
|--------------------|------------------|-----------------|------|--|--------|-------------|-------------|-----|------|-----------|----------|-----------------|-----|------|------|------|----|----|--|-----|-----|-----|------|----|
| WON 8, LOST 8 | | | | | | | | | | * RUSHING | | | | | | | | | | No. | Yds | Avg | Long | TD |
| 09/10 L 23-35 | at Detroit | | | | 60,957 | A. Peterson | LG | 156 | 529 | 3.4 | 27t | 2 | | | | | | | | | | | | |
| 09/17 W 16-13 | OT | at Indianapolis | | | | 63,137 | A. Peterson | TM | 129 | 448 | 3.5 | 27t | 2 | | | | | | | | | | | |
| 09/25 L 17-28 | Dallas | | | | 65,102 | K. Williams | | 120 | 426 | 3.6 | 25 | 1 | | | | | | | | | | | | |
| 10/01 W 18-15 | OT | San Francisco | | | | 64,121 | Penny | | 31 | 124 | 4.0 | 14 | 2 | | | | | | | | | | | |
| 10/08 L 7-34 | at Philadelphia | | | | 69,596 | C. Johnson | | 45 | 114 | 2.5 | 11 | 0 | | | | | | | | | | | | |
| 10/15 W 38-33 | Tampa Bay | | | | 63,999 | Gabbert | | 22 | 82 | 3.7 | 12 | 0 | | | | | | | | | | | | |
| 10/22 L 0-33 | at L.A. Rams | | | | 73,736 | Ellington | TM | 15 | 53 | 3.5 | 14 | 1 | | | | | | | | | | | | |
| 11/05 W 20-10 | at San Francisco | | | | 70,133 | Nelson | | 3 | 37 | 12.3 | 16 | 0 | | | | | | | | | | | | |
| 11/09 L 16-22 | Seattle | | | | 64,639 | C. Williams | | 2 | 33 | 16.5 | 33 | 0 | | | | | | | | | | | | |
| 11/19 L 21-31 | at Houston | | | | 71,680 | Da. Johnson | | 11 | 23 | 2.1 | 6 | 0 | | | | | | | | | | | | |
| 11/26 W 27-24 | Jacksonville | | | | 63,891 | Foster | LG | 6 | 19 | 3.2 | 5 | 0 | | | | | | | | | | | | |
| 12/03 L 16-32 | L.A. Rams | | | | 63,986 | Foster | TM | 6 | 19 | 3.2 | 5 | 0 | | | | | | | | | | | | |
| 12/10 W 12- 7 | Tennessee | | | | 64,153 | Palmer | | 14 | 12 | 0.9 | 4 | 0 | | | | | | | | | | | | |
| 12/17 L 15-20 | at Washington | | | | 71,026 | Jo. Brown | | 1 | 10 | 10.0 | 10 | 0 | | | | | | | | | | | | |
| 12/24 W 23- 0 | N.Y. Giants | | | | 63,850 | Stanton | | 9 | 7 | 0.8 | 5 | 0 | | | | | | | | | | | | |
| 12/31 W 26-24 | at Seattle | | | | 69,078 | Hill | LG | 1 | -2 | -2.0 | -2 | 0 | | | | | | | | | | | | |
| | Ariz. | | Opp. | | Hill | TM | 1 | -2 | -2.0 | -2 | 0 | | | | | | | | | | | | | |
| TOTAL FIRST DOWNS | | | | | | | | | | 310 | 283 | TEAM | 409 | 1386 | 3.4 | 33 | 6 | | | | | | | |
| Rushing | | | | | | | | | | 66 | 68 | OPPONENTS | 406 | 1434 | 3.5 | 37 | 12 | | | | | | | |
| Passing | | | | | | | | | | 200 | 187 | * RECEIVING | No. | Yds | Avg | Long | TD | | | | | | | |
| Penalty | | | | | | | | | | 44 | 28 | Fitzgerald | 109 | 1156 | 10.6 | 37 | 6 | | | | | | | |
| 3rd Down: Made/Att | | | | | | | | | | 82/233 | 80/224 | Gresham | 33 | 322 | 9.8 | 21 | 2 | | | | | | | |
| 3rd Down Pct. | | | | | | | | | | 35.2 | 35.7 | Ellington | TM | 33 | 297 | 9.0 | 24 | 0 | | | | | | |
| 4th Down: Made/Att | | | | | | | | | | 7/16 | 7/16 | Ja. Brown | 31 | 477 | 15.4 | 52t | 4 | | | | | | | |
| 4th Down Pct. | | | | | | | | | | 43.8 | 43.8 | Nelson | 29 | 508 | 17.5 | 46 | 2 | | | | | | | |
| POSSESSION AVG. | | | | | | | | | | 30:47 | 29:13 | Jo. Brown | 21 | 299 | 14.2 | 52 | 3 | | | | | | | |
| TOTAL NET YARDS | | | | | | | | | | 5026 | 4975 | Foster | LG | 17 | 133 | 7.8 | 20 | 0 | | | | | | |
| Avg. Per Game | | | | | | | | | | 314.1 | 310.9 | Foster | TM | 17 | 133 | 7.8 | 20 | 0 | | | | | | |
| Total Plays | | | | | | | | | | 1059 | 1007 | Seals-Jones | 12 | 201 | 16.8 | 29t | 3 | | | | | | | |
| Avg. Per Play | | | | | | | | | | 4.7 | 4.9 | Niklas | 11 | 132 | 12.0 | 21 | 1 | | | | | | | |
| NET YARDS RUSHING | | | | | | | | | | 1386 | 1434 | A. Peterson | LG | 11 | 70 | 6.4 | 13 | 0 | | | | | | |
| Avg. Per Game | | | | | | | | | | 86.6 | 89.6 | A. Peterson | TM | 9 | 66 | 7.3 | 13 | 0 | | | | | | |
| Total Rushes | | | | | | | | | | 409 | 406 | K. Williams | 10 | 93 | 9.3 | 25 | 0 | | | | | | | |
| NET YARDS PASSING | | | | | | | | | | 3640 | 3541 | Da. Johnson | 6 | 67 | 11.2 | 24 | 0 | | | | | | | |
| Avg. Per Game | | | | | | | | | | 227.5 | 221.3 | B. Golden | 5 | 70 | 14.0 | 29 | 0 | | | | | | | |
| Sacked/Yards Lost | | | | | | | | | | 52/339 | 37/255 | C. Johnson | 5 | 43 | 8.6 | 15 | 0 | | | | | | | |
| Gross Yards | | | | | | | | | | 3979 | 3796 | Penny | 4 | 38 | 9.5 | 18 | 0 | | | | | | | |
| Att./Completions | | | | | | | | | | 598/339 | 564/343 | C. Williams | 3 | 31 | 10.3 | 15 | 0 | | | | | | | |
| Completion Pct. | | | | | | | | | | 56.7 | 60.8 | Momah | 1 | 46 | 46.0 | 46 | 0 | | | | | | | |
| Had Intercepted | | | | | | | | | | 18 | 15 | TEAM | 339 | 3979 | 11.7 | 52t | 21 | | | | | | | |
| PUNTS/AVERAGE | | | | | | | | | | 88/47.3 | 95/46.7 | OPPONENTS | 343 | 3796 | 11.1 | 72t | 24 | | | | | | | |
| NET PUNTING AVG. | | | | | | | | | | 88/39.7 | 95/42.6 | * INTERCEPTIONS | No. | Yds | Avg | Long | TD | | | | | | | |
| PENALTIES/YARDS | | | | | | | | | | 110/880 | 129/1128 | Bethea | 5 | 51 | 10.2 | 21 | 0 | </ | | | | | | |

WON 10. LOST 6 * RUSHING

| | | | | | | | | | | | | | | | | | | | | | | | | | | | |
|--|----------------|------|--------------------|---------------|---------------------|----------------------------|---------|--|--------|-----------|-------|-------|-----------|--------|--|--|--|--|--|-----|-----|-----|------|----|--|--|--|
| WON 10, LOST 6 | | | | | | | | | | * RUSHING | | | | | | | | | | No. | Yds | Avg | Long | TD | | | |
| 09/10 W 23-17 | at Chicago | | 61,857 | Freeman | 196 | 865 | 4.4 | 44 | 7 | | | | | | | | | | | | | | | | | | |
| 09/17 W 34-23 | Green Bay | | 70,826 | T. Coleman | 156 | 628 | 4.0 | 52 | 5 | | | | | | | | | | | | | | | | | | |
| 09/24 W 30-26 | at Detroit | | 63,240 | Ryan | 32 | 143 | 4.5 | 16 | 0 | | | | | | | | | | | | | | | | | | |
| 10/01 L 17-23 | Buffalo | | 71,273 | Ward | 30 | 129 | 4.3 | 17 | 0 | | | | | | | | | | | | | | | | | | |
| 10/15 L 17-20 | Miami | | 70,593 | Gabriel | 8 | 49 | 6.1 | 15 | 0 | | | | | | | | | | | | | | | | | | |
| 10/22 L 7-23 | at New England | | 65,878 | Ju. Jones | 1 | 15 | 15.0 | 15 | 0 | | | | | | | | | | | | | | | | | | |
| 10/29 W 25-20 | at N.Y. Jets | | 77,562 | Sanu | 4 | 10 | 2.5 | 4 | 0 | | | | | | | | | | | | | | | | | | |
| 11/05 L 17-20 | at Carolina | | 74,244 | D. Coleman | 2 | 8 | 4.0 | 5 | 0 | | | | | | | | | | | | | | | | | | |
| 11/12 W 27- 7 | Dallas | | 73,761 | Bosher | 1 | 0 | 0.0 | 0 | 0 | | | | | | | | | | | | | | | | | | |
| 11/20 W 34-31 | at Seattle | | 69,026 | TEAM | 430 | 1847 | 4.3 | 52 | 12 | | | | | | | | | | | | | | | | | | |
| 11/26 W 34-20 | Tampa Bay | | 71,036 | OPPONENTS | 402 | 1665 | 4.1 | 46 | 9 | | | | | | | | | | | | | | | | | | |
| 12/03 L 9-14 | Minnesota | | 71,185 | * RECEIVING | No. Yds Avg Long TD | | | | | | | | | | | | | | | | | | | | | | |
| 12/07 W 20-17 | New Orleans | | 72,866 | Ju. Jones | 88 | 1444 | 16.4 | 53 | 3 | | | | | | | | | | | | | | | | | | |
| 12/18 W 24-21 | at Tampa Bay | | 62,382 | Sanu | 67 | 703 | 10.5 | 25 | 5 | | | | | | | | | | | | | | | | | | |
| 12/24 L 13-23 | at New Orleans | | 73,188 | Hooper | 49 | 526 | 10.7 | 88t | 3 | | | | | | | | | | | | | | | | | | |
| 12/31 W 22-10 | Carolina | | 74,141 | Freeman | 36 | 317 | 8.8 | 29 | 1 | | | | | | | | | | | | | | | | | | |
| | Atl. | Opp. | Gabriel | 33 | 378 | 11.5 | 40t | 1 | | | | | | | | | | | | | | | | | | | |
| TOTAL FIRST DOWNS | | | 330 | 323 | T. Coleman | 27 | 299 | 11.1 | 39 | 3 | | | | | | | | | | | | | | | | | |
| Rushing | | | 101 | 97 | Hardy | 20 | 221 | 11.1 | 27 | 3 | | | | | | | | | | | | | | | | | |
| Passing | | | 200 | 197 | Toilolo | 12 | 122 | 10.2 | 25t | 1 | | | | | | | | | | | | | | | | | |
| Penalty | | | 29 | 29 | Williams | 3 | 30 | 10.0 | 14 | 0 | | | | | | | | | | | | | | | | | |
| 3rd Down: Made/Att | | | 88/197 | 75/196 | Ward | 3 | 14 | 4.7 | 11 | 0 | | | | | | | | | | | | | | | | | |
| 3rd Down Pct. | | | 44.7 | 38.3 | Hall | 2 | 60 | 30.0 | 40t | 1 | | | | | | | | | | | | | | | | | |
| 4th Down: Made/Att | | | 4/13 | 13/19 | D. Coleman | 2 | 20 | 10.0 | 11 | 0 | | | | | | | | | | | | | | | | | |
| 4th Down Pct. | | | 30.8 | 68.4 | Roberts | 1 | 12 | 12.0 | 12 | 0 | | | | | | | | | | | | | | | | | |
| POSSESSION AVG. | | | 29:50 | 30:10 | TEAM | 343 | 4146 | 12.1 | 88t | 21 | | | | | | | | | | | | | | | | | |
| TOTAL NET YARDS | | | 5837 | 5094 | OPPONENTS | 362 | 3725 | 10.3 | 54t | 22 | | | | | | | | | | | | | | | | | |
| Avg. Per Game | | | 364.8 | 318.4 | * INTERCEPTIONS | No. Yds Avg Long TD | | | | | | | | | | | | | | | | | | | | | |
| Total Plays | | | 984 | 994 | D. Jones | 3 | 42 | 14.0 | 41 | 0 | | | | | | | | | | | | | | | | | |
| Avg. Per Play | | | 5.9 | 5.1 | Trufant | 2 | 43 | 21.5 | 43 | 0 | | | | | | | | | | | | | | | | | |
| NET YARDS RUSHING | | | 1847 | 1665 | Neal | 1 | 19 | 19.0 | 19 | 0 | | | | | | | | | | | | | | | | | |
| Avg. Per Game | | | 115.4 | 104.1 | Allen | 1 | 4 | 4.0 | 4 | 0 | | | | | | | | | | | | | | | | | |
| Total Rushes | | | 430 | 402 | Alford | 1 | 0 | 0.0 | 0 | 0 | | | | | | | | | | | | | | | | | |
| NET YARDS PASSING | | | 3990 | 3429 | TEAM | 8 | 108 | 13.5 | 43 | 0 | | | | | | | | | | | | | | | | | |
| Avg. Per Game | | | 249.4 | 214.3 | OPPONENTS | 12 | 233 | 19.4 | 40 | 1 | | | | | | | | | | | | | | | | | |
| Sacked/Yards Lost | | | 24/156 | 39/296 | * PUNTING | No. Yds Avg Net TB In Lg B | | | | | | | | | | | | | | | | | | | | | |
| Gross Yards | | | 4146 | 3725 | Bosher | 53 | 2379 | 44.9 | 40.8 | 2 | 19 | 62 | 0 | | | | | | | | | | | | | | |
| Att./Completions | | | 530/343 | 553/362 | TEAM | 53 | 2379 | 44.9 | 40.8 | 2 | 19 | 62 | 0 | | | | | | | | | | | | | | |
| Completion Pct. | | | 64.7 | 65.5 | OPPONENTS | 66 | 3077 | 46.6 | 41.8 | 6 | 21 | 69 | 0 | | | | | | | | | | | | | | |
| Had Intercepted | | | 12 | 8 | * PUNT RETURNS | Ret FC Yds Avg Long TD | | | | | | | | | | | | | | | | | | | | | |
| PUNTS/AVERAGE | | | 53/44.9 | 66/46.6 | Roberts | 27 | 21 | 201 | 7.4 | 27 | 0 | | | | | | | | | | | | | | | | |
| NET PUNTING AVG. | | | 53/40.8 | 66/41.8 | TEAM | 27 | 21 | 201 | 7.4 | 27 | 0 | | | | | | | | | | | | | | | | |
| PENALTIES/YARDS | | | 102/918 | 103/875 | OPPONENTS | 22 | 22 | 179 | 8.1 | 19 | 0 | | | | | | | | | | | | | | | | |
| FUMBLES/BALL LOST | | | 17/6 | 19/8 | * KICKOFF RETURNS | No. Yds Avg Long TD | | | | | | | | | | | | | | | | | | | | | |
| TOUCHDOWNS | | | 36 | 33 | Roberts | 38 | 860 | 22.6 | 61 | 0 | | | | | | | | | | | | | | | | | |
| Rushing | | | 12 | 9 | Garland | 1 | 11 | 11.0 | 11 | 0 | | | | | | | | | | | | | | | | | |
| Passing | | | 21 | 22 | TEAM | 39 | 871 | 22.3 | 61 | 0 | | | | | | | | | | | | | | | | | |
| Returns | | | 3 | 2 | OPPONENTS | 33 | 863 | 26.2 | 57 | 0 | | | | | | | | | | | | | | | | | |
| * SCORE BY PERIODS | | | Q1 Q2 Q3 Q4 OT PTS | * FIELD GOALS | | | | | 1-19 | 20-29 | 30-39 | 40-49 | 50+ | | | | | | | | | | | | | | |
| TEAM | | | 84 | 114 | 52 | 103 | 0 | 353 | Bryant | 1/ 1 | 6/ 6 | 10/13 | 9/10 | 8/ 9 | | | | | | | | | | | | | |
| OPPONENTS | | | 44 | 115 | 77 | 79 | 0 | 315 | TEAM | 1/ 1 | 6/ 6 | 10/13 | 9/10 | 8/ 9 | | | | | | | | | | | | | |
| * SCORING | | | TD-Ru-Pa-Rt K-PAT | FG S PTS | OPPONENTS | | | | | 0/ 0 | 6/ 6 | 8/ 9 | 9/11 | 5/ 7 | | | | | | | | | | | | | |
| Bryant | | | 0 0 0 0 | 35/35 | 34/39 | 0 | 137 | Bryant: (48G,28G,37G)(51G,53G)(36G,48G,40G)(28G) | | | | | | | | | | | | | | | | | | | |
| T. Coleman | | | 8 5 3 0 | | | 0 | 48 | (50G,59N)(37B,36N)(23G,45G,37G,29G)(53G)(50G, | | | | | | | | | | | | | | | | | | | |
| Freeman | | | 8 7 1 0 | | | 0 | 48 | 29G)(44G,19G)(49G,36G)(38G,36G,47G,45N)(28G,52G) | | | | | | | | | | | | | | | | | | | |
| Sanu | | | 5 0 5 0 | | | 0 | 30 | (57G,33B)(37G,48G)(30G,42G,30G,56G,33G) | | | | | | | | | | | | | | | | | | | |
| Hardy | | | 3 0 3 0 | | | 0 | 18 | OPP: (54G)(28G)(55G,40G,35G,57G)(24G,56G,55G) | | | | | | | | | | | | | | | | | | | |
| Hooper | | | 3 0 3 0 | | | 0 | 18 | (49G,38G)(29G,21G,38G)(46N,43G,48N,46G)(31G,45G) | | | | | | | | | | | | | | | | | | | |
| Ju. Jones | | | 3 0 3 0 | | | 0 | 18 | (38N)(30G,37G,46G,52N)(36G,27G)() (34G)(54N)(40G, | | | | | | | | | | | | | | | | | | | |
| Toilolo | | | 2 0 1 1 | | | 0 | 12 | 29G,45G)(42G) | | | | | | | | | | | | | | | | | | | |
| Clayborn | | | 1 0 0 1 | | | 0 | 6 | | | | | | | | | | | | | | | | | | | | |
| Gabriel | | | 1 0 1 0 | | | 0 | 6 | | | | | | | | | | | | | | | | | | | | |
| Hall | | | 1 0 1 0 | | | 0 | 6 | | | | | | | | | | | | | | | | | | | | |
| Trufant | | | 1 0 0 1 | | | 0 | 6 | | | | | | | | | | | | | | | | | | | | |
| TEAM | | | 36 | 12 | 21 | 3 | 35/35 | 34/39 | 0 | 353 | | | | | | | | | | | | | | | | | |
| OPPONENTS | | | 33 | 9 | 22 | 2 | 31/31 | 28/33 | 0 | 315 | | | | | | | | | | | | | | | | | |
| 2-Pt Conv: TM 0-1, OPP 1-2 | | | | | | | | | | | | | | | | | | | | | | | | | | | |
| SACKS: Clayborn 9.5, McKinley 6, Beasley 5, Jarrett 4, Reed 4, Poe 2.5, Campbell 2, Ishmael 1, D. Jones 1, Poole 1, Shelby 1, Trufant 1, Upshaw 1, TM 39, OPP 24 | | | | | | | | | | | | | | | | | | | | | | | | | | | |
| FUM/LOST: Freeman 4/1, Roberts 4/1, Ryan 4/3, T. Coleman 1/0, Hardy 1/0, Harris 1/0, Trufant 1/0, Ward 1/1 | | | | | | | | | | | | | | | | | | | | | | | | | | | |
| * PASSING | | | Att | Cmp | Yds | Cmp% | Yds/Att | TD | TD% | Int | Int% | Long | Sack/Lost | Rating | | | | | | | | | | | | | |
| Ryan | | | 529 | 342 | 4095 | 64.7 | 7.74 | 20 | 3.8 | 12 | 2.3 | 88t | 24/ 156 | 91.4 | | | | | | | | | | | | | |
| Sanu | | | 1 | 1 | 51 | 100.0 | 51.00 | 1 | 100.0 | 0 | 0.0 | 51t | 0/ 0 | 158.3 | | | | | | | | | | | | | |
| TEAM | | | 530 | 343 | 4146 | 64.7 | 7.82 | 21 | 4.0 | 12 | 2.3 | 88t | 24/ 156 | 92.4 | | | | | | | | | | | | | |
| OPPONENTS | | | 553 | 362 | 3725 | 65.5 | 6.74 | 22 | 4.0 | 8 | 1.4 | 54t | 39/ 296 | 91.9 | | | | | | | | | | | | | |

CAROLINA PANTHERS / WEEK 17 / THROUGH SUNDAY, DECEMBER 31, 2017

| | | | | | | | | | | | | | | |
|--|---|------------------|--------|-----------------------------|------------------------------------|--|--|------|-------|-------|-------|------|----|---|
| WON 11, LOST 5 | | | | * RUSHING | | | | No. | Yds | Avg | Long | TD | | |
| 09/10 W 23- | 3 | at San Francisco | 70,178 | Newton | 139 | 754 | 5.4 | 69 | 6 | | | | | |
| 09/17 W 9- | 3 | Buffalo | 74,122 | Stewart | 198 | 680 | 3.4 | 60t | 6 | | | | | |
| 09/24 L 13-34 | | New Orleans | 73,775 | McCaffrey | 117 | 435 | 3.7 | 40 | 2 | | | | | |
| 10/01 W 33-30 | | at New England | 65,878 | Artis-Payne | 18 | 95 | 5.3 | 43 | 1 | | | | | |
| 10/08 W 27-24 | | at Detroit | 64,288 | Samuel | 4 | 64 | 16.0 | 31 | 0 | | | | | |
| 10/12 L 23-28 | | Philadelphia | 74,373 | Clay LG | 3 | 27 | 9.0 | 29 | 0 | | | | | |
| 10/22 L 3-17 | | at Chicago | 61,256 | Clay TM | 2 | 27 | 13.5 | 29 | 0 | | | | | |
| 10/29 W 17- | 3 | at Tampa Bay | 58,545 | Shepard | 2 | 19 | 9.5 | 11 | 0 | | | | | |
| 11/05 W 20-17 | | Atlanta | 74,244 | Whittaker | 7 | 18 | 2.6 | 8 | 0 | | | | | |
| 11/13 W 45-21 | | Miami | 72,790 | D. Byrd | 1 | 12 | 12.0 | 12 | 0 | | | | | |
| 11/26 W 35-27 | | at N.Y. Jets | 77,562 | Anderson | 2 | -2 | -1.0 | -1 | 0 | | | | | |
| 12/03 L 21-31 | | at New Orleans | 73,171 | TEAM | 490 | 2102 | 4.3 | 69 | 15 | | | | | |
| 12/10 W 31-24 | | Minnesota | 73,728 | OPPONENTS | 353 | 1409 | 4.0 | 72 | 7 | | | | | |
| 12/17 W 31-24 | | Green Bay | 74,447 | * RECEIVING | No. | Yds | Avg | Long | TD | | | | | |
| 12/24 W 22-19 | | Tampa Bay | 71,463 | McCaffrey | 80 | 651 | 8.1 | 37 | 5 | | | | | |
| 12/31 L 10-22 | | at Atlanta | 74,141 | Funchess | 63 | 840 | 13.3 | 44 | 8 | | | | | |
| | | Car. | | Benjamin TM | 32 | 475 | 14.8 | 43 | 2 | | | | | |
| TOTAL FIRST DOWNS | | | | 320 | 282 | Dickson | 30 | 437 | 14.6 | 64 | 1 | | | |
| Rushing | | | | 121 | 69 | Shepard | 17 | 202 | 11.9 | 40t | 1 | | | |
| Passing | | | | 167 | 187 | Olsen | 17 | 191 | 11.2 | 30t | 1 | | | |
| Penalty | | | | 32 | 26 | Samuel | 15 | 115 | 7.7 | 23 | 0 | | | |
| 3rd Down: Made/Att | | | | 93/222 | 78/206 | D. Byrd | 10 | 105 | 10.5 | 31 | 2 | | | |
| 3rd Down Pct. | | | | 41.9 | 37.9 | Bersin | 8 | 128 | 16.0 | 27 | 0 | | | |
| 4th Down: Made/Att | | | | 5/11 | 7/20 | Stewart | 8 | 52 | 6.5 | 21 | 1 | | | |
| 4th Down Pct. | | | | 45.5 | 35.0 | Clay LG | 6 | 85 | 14.2 | 28 | 0 | | | |
| POSSESSION AVG. | | | | 32:17 | 27:43 | Clay TM | 5 | 57 | 11.4 | 15 | 0 | | | |
| TOTAL NET YARDS | | | | 5179 | 5074 | Whittaker | 5 | 47 | 9.4 | 28t | 1 | | | |
| Avg. Per Game | | | | 323.7 | 317.1 | Manhertz | 2 | 17 | 8.5 | 11 | 0 | | | |
| Total Plays | | | | 1026 | 953 | Artis-Payne | 1 | 2 | 2.0 | 2 | 0 | | | |
| Avg. Per Play | | | | 5.0 | 5.3 | TEAM | 293 | 3319 | 11.3 | 64 | 22 | | | |
| NET YARDS RUSHING | | | | 2102 | 1409 | OPPONENTS | 351 | 3969 | 11.3 | 70 | 25 | | | |
| Avg. Per Game | | | | 131.4 | 88.1 | * INTERCEPTIONS | No. | Yds | Avg | Long | TD | | | |
| Total Rushes | | | | 490 | 353 | Kuechly | 3 | 23 | 7.7 | 23 | 0 | | | |
| NET YARDS PASSING | | | | 3077 | 3665 | Adams | 2 | 42 | 21.0 | 40 | 0 | | | |
| Avg. Per Game | | | | 192.3 | 229.1 | Bradberry | 2 | 3 | 1.5 | 3 | 0 | | | |
| Sacked/Yards Lost | | | | 35/242 | 50/304 | Worley | 2 | 0 | 0.0 | 0 | 0 | | | |
| Gross Yards | | | | 3319 | 3969 | C. Jones | 1 | 10 | 10.0 | 10 | 0 | | | |
| Att./Completions | | | | 501/293 | 550/351 | TEAM | 10 | 78 | 7.8 | 40 | 0 | | | |
| Completion Pct. | | | | 58.5 | 63.8 | OPPONENTS | 16 | 249 | 15.6 | 76t | 1 | | | |
| Had Intercepted | | | | 16 | 10 | * PUNTING | No. | Yds | Avg | Net | TB | In | Lg | B |
| PUNTS/AVERAGE | | | | 71/46.0 | 69/46.2 | Palardy | 71 | 3269 | 46.0 | 42.4 | 4 | 25 | 63 | 0 |
| NET PUNTING AVG. | | | | 71/42.4 | 69/41.6 | TEAM | 71 | 3269 | 46.0 | 42.4 | 4 | 25 | 63 | 0 |
| PENALTIES/YARDS | | | | 83/682 | 101/867 | OPPONENTS | 69 | 3187 | 46.2 | 41.6 | 0 | 24 | 66 | 0 |
| FUMBLES/BALL LOST | | | | 19/6 | 19/11 | * PUNT RETURNS | Ret | FC | Yds | Avg | Long | TD | | |
| TOUCHDOWNS | | | | 40 | 34 | McCaffrey | 22 | 9 | 162 | 7.4 | 25 | 0 | | |
| Rushing | | | | 15 | 7 | Clay LG | 19 | 9 | 149 | 7.8 | 60t | 1 | | |
| Passing | | | | 22 | 25 | Clay TM | 17 | 8 | 147 | 8.6 | 60t | 1 | | |
| Returns | | | | 3 | 2 | D. Byrd | 1 | 0 | 9 | 9.0 | 9 | 0 | | |
| * SCORE BY PERIODS | | | | Q1 Q2 Q3 Q4 OT PTS | TEAM | 40 | 17 | 318 | 8.0 | 60t | 1 | | | |
| TEAM | | | | 59 123 99 82 0 | 363 | OPPONENTS | 30 | 21 | 176 | 5.9 | 29 | 0 | | |
| OPPONENTS | | | | 67 94 61 105 0 | 327 | * KICKOFF RETURNS | No. | Yds | Avg | Long | TD | | | |
| * SCORING | | | | TD-Ru-Pa-Rt K-PAT FG S PTS | Samuel | 10 | 221 | 22.1 | 33 | 0 | | | | |
| Gano | | | | 0 0 0 0 34/37 29/30 0 | 121 | D. Byrd | 7 | 229 | 32.7 | 103t | 1 | | | |
| Funchess | | | | 8 0 8 0 | 0 | 48 | Whittaker | 6 | 110 | 18.3 | 31 | 0 | | |
| McCaffrey | | | | 7 2 5 0 | 0 | 42 | Clay LG | 3 | 52 | 17.3 | 19 | 0 | | |
| Stewart | | | | 7 6 1 0 | 0 | 42 | Clay TM | 3 | 52 | 17.3 | 19 | 0 | | |
| Newton | | | | 6 6 0 0 | 0 | 38 | McCaffrey | 3 | 58 | 19.3 | 21 | 0 | | |
| D. Byrd | | | | 3 0 2 1 | 0 | 18 | Shepard | 3 | 65 | 21.7 | 33 | 0 | | |
| Benjamin TM | | | | 2 0 2 0 | 0 | 12 | Bryan Cox | 1 | 13 | 13.0 | 13 | 0 | | |
| Artis-Payne | | | | 1 1 0 0 | 0 | 6 | Mayo | 1 | 12 | 12.0 | 12 | 0 | | |
| Clay LG | | | | 1 0 0 1 | 0 | 6 | TEAM | 34 | 760 | 22.4 | 103t | 1 | | |
| Clay TM | | | | 1 0 0 1 | 0 | 6 | OPPONENTS | 12 | 254 | 21.2 | 32 | 0 | | |
| Dickson | | | | 1 0 1 0 | 0 | 6 | * FIELD GOALS | 1-19 | 20-29 | 30-39 | 40-49 | 50+ | | |
| Kuechly | | | | 1 0 0 1 | 0 | 6 | Gano | 0/ 0 | 8/ 8 | 11/11 | 10/10 | 0/ 1 | | |
| Olsen | | | | 1 0 1 0 | 0 | 6 | TEAM | 0/ 0 | 8/ 8 | 11/11 | 10/10 | 0/ 1 | | |
| Shepard | | | | 1 0 1 0 | 0 | 6 | OPPONENTS | 2/ 2 | 5/ 5 | 10/11 | 7/ 7 | 5/ 9 | | |
| Whittaker | | | | 1 0 1 0 | 0 | 6 | Gano: (39G,36G,20G)(34G,28G,20G)(32G,48G)(32G, | | | | | | | |
| TEAM | | | | 40 15 22 3 34/37 29/30 0 | 363 | 48G)(21G,44G,55N)(39G,20G,46G)(36G)(28G)(31G, | | | | | | | | |
| OPPONENTS | | | | 34 7 25 2 32/32 29/34 0 | 327 | 45G)(40G)(40G,33G,45G)() (41G)(33G)(25G,28G,30G) | | | | | | | | |
| 2-Pt Conv: Newton, TM 1-3, OPP 2-2 | | | | | | (42G) | | | | | | | | |
| SACKS: Addison 11, Peppers 11, Short 7.5, | | | | | | OPP: (44G)(45G)(33G,50G,56N)(41G,35G,58G)(30G) | | | | | | | | |
| Horton 5.5, Love 3.5, Davis 2.5, | | | | | | (50G,48G)(52B,19G)(41G)(53G)() (31G,19G)(38N,31G) | | | | | | | | |
| Green-Thompson 2, Munnerlyn 2, Kuechly 1.5, | | | | | | (30G,22G,54N,27G)(28G)(31G,41G,21G,26G,51N)(30G, | | | | | | | | |
| Lotulelei 1.5, Bradberry 1, Worley 1, TM 50, | | | | | | 42G,30G,56G,33G) | | | | | | | | |
| OPP 35 FUM/LOST: Newton 9/1, Clay(LG) 3/1, Stewart 3/3, Clay(TM) 2/1, McCaffrey 2/1, Adams 1/0, Palardy 1/0, Shepard 1/0 | | | | | | | | | | | | | | |
| * PASSING | | | | Att Cmp Yds Cmp% Yds/Att TD | TD% Int Int% Long Sack/Lost Rating | | | | | | | | | |
| Newton | | | | 492 291 3302 59.1 6.71 22 | 4.5 16 3.3 64 35/ 242 80.7 | | | | | | | | | |
| Anderson | | | | 8 2 17 25.0 2.13 0 | 0.0 0 0.0 9 0/ 0 39.6 | | | | | | | | | |
| Palardy | | | | 1 0 0 0.0 0.00 0 | 0.0 0 0.0 --- 0/ 0 39.6 | | | | | | | | | |
| TEAM | | | | 501 293 3319 58.5 6.62 22 | 4.4 16 3.2 64 35/ 242 79.8 | | | | | | | | | |
| OPPONENTS | | | | 550 351 3969 63.8 7.22 25 | 4.5 10 1.8 70 50/ 304 92.9 | | | | | | | | | |

| | | | | | | | | | | | | | | | | | | | | | | | | |
|--------------------|-----------------|--|--|--|---------|--|--|--|-------------|-----------------|------|------|------|------|----|----|----|---|--|-----|-----|-----|------|----|
| WON 5, LOST 11 | | | | | | | | | | * RUSHING | | | | | | | | | | No. | Yds | Avg | Long | TD |
| 09/10 L 17-23 | Atlanta | | | | 61,857 | | | | Howard | 276 | 1122 | 4.1 | 53 | 9 | | | | | | | | | | |
| 09/17 L 7-29 | at Tampa Bay | | | | 56,640 | | | | Cohen | 87 | 370 | 4.3 | 46 | 2 | | | | | | | | | | |
| 09/24 W 23-17 OT | Pittsburgh | | | | 62,172 | | | | Trubisky | 41 | 248 | 6.0 | 46 | 2 | | | | | | | | | | |
| 09/28 L 14-35 | at Green Bay | | | | 78,362 | | | | Cunningham | 9 | 29 | 3.2 | 12 | 0 | | | | | | | | | | |
| 10/09 L 17-20 | Minnesota | | | | 61,834 | | | | Burton | 4 | 9 | 2.3 | 7 | 0 | | | | | | | | | | |
| 10/15 W 27-24 OT | at Baltimore | | | | 70,616 | | | | Bellamy | 1 | 6 | 6.0 | 6 | 0 | | | | | | | | | | |
| 10/22 W 17- 3 | Carolina | | | | 61,256 | | | | Glennon | 4 | 4 | 1.0 | 2 | 0 | | | | | | | | | | |
| 10/29 L 12-20 | at New Orleans | | | | 73,192 | | | | TEAM | 422 | 1788 | 4.2 | 53 | 13 | | | | | | | | | | |
| 11/12 L 16-23 | Green Bay | | | | 61,285 | | | | OPPONENTS | 432 | 1730 | 4.0 | 58t | 10 | | | | | | | | | | |
| 11/19 L 24-27 | Detroit | | | | 60,635 | | | | * RECEIVING | No. | Yds | Avg | Long | TD | | | | | | | | | | |
| 11/26 L 3-31 | at Philadelphia | | | | 69,596 | | | | Wright | 59 | 614 | 10.4 | 22 | 1 | | | | | | | | | | |
| 12/03 L 14-15 | San Francisco | | | | 61,302 | | | | Cohen | 53 | 353 | 6.7 | 70 | 1 | | | | | | | | | | |
| 12/10 W 33- 7 | at Cincinnati | | | | 52,002 | | | | Inman LG | 25 | 343 | 13.7 | 26 | 1 | | | | | | | | | | |
| 12/16 L 10-20 | at Detroit | | | | 65,872 | | | | Inman TM | 23 | 334 | 14.5 | 26 | 1 | | | | | | | | | | |
| 12/24 W 20- 3 | Cleveland | | | | 58,796 | | | | Bellamy | 24 | 376 | 15.7 | 46t | 1 | | | | | | | | | | |
| 12/31 L 10-23 | at Minnesota | | | | 66,802 | | | | Howard | 23 | 125 | 5.4 | 12 | 0 | | | | | | | | | | |
| | Chi. | | | | Opp. | | | | Cunningham | 20 | 240 | 12.0 | 40 | 2 | | | | | | | | | | |
| TOTAL FIRST DOWNS | | | | | 267 | | | | 298 | Miller | 20 | 236 | 11.8 | 29 | 2 | | | | | | | | | |
| Rushing | | | | | 93 | | | | 85 | Sims | 15 | 180 | 12.0 | 27t | 1 | | | | | | | | | |
| Passing | | | | | 144 | | | | 180 | Brown | 13 | 129 | 9.9 | 17 | 0 | | | | | | | | | |
| Penalty | | | | | 30 | | | | 33 | Shaheen | 12 | 127 | 10.6 | 31 | 3 | | | | | | | | | |
| 3rd Down: Made/Att | | | | | 71/205 | | | | 86/219 | D. Thompson TM | 11 | 125 | 11.4 | 20 | 1 | | | | | | | | | |
| 3rd Down Pct. | | | | | 34.6 | | | | 39.3 | McBride TM | 8 | 144 | 18.0 | 45 | 0 | | | | | | | | | |
| 4th Down: Made/Att | | | | | 7/18 | | | | 6/11 | Wheaton | 3 | 51 | 17.0 | 22 | 0 | | | | | | | | | |
| 4th Down Pct. | | | | | 38.9 | | | | 54.5 | Gentry | 3 | 35 | 11.7 | 15 | 0 | | | | | | | | | |
| POSSESSION AVG. | | | | | 28:41 | | | | 31:19 | Burton | 2 | 8 | 4.0 | 8 | 0 | | | | | | | | | |
| TOTAL NET YARDS | | | | | 4599 | | | | 5106 | White | 2 | 6 | 3.0 | 6 | 0 | | | | | | | | | |
| Avg. Per Game | | | | | 287.4 | | | | 319.1 | Grasu | 0 | 2 | -- | 2 | 0 | | | | | | | | | |
| Total Plays | | | | | 934 | | | | 1003 | TEAM | 291 | 3085 | 10.6 | 70 | 13 | | | | | | | | | |
| Avg. Per Play | | | | | 4.9 | | | | 5.1 | OPPONENTS | 343 | 3653 | 10.7 | 88t | 18 | | | | | | | | | |
| NET YARDS RUSHING | | | | | 1788 | | | | 1730 | * INTERCEPTIONS | No. | Yds | Avg | Long | TD | | | | | | | | | |
| Avg. Per Game | | | | | 111.8 | | | | 108.1 | Jackson | 2 | 82 | 41.0 | 76t | 1 | | | | | | | | | |
| Total Rushes | | | | | 422 | | | | 432 | Callahan | 2 | 73 | 36.5 | 52 | 0 | | | | | | | | | |
| NET YARDS PASSING | | | | | 2811 | | | | 3376 | Fuller | 2 | 0 | 0.0 | 0 | 0 | | | | | | | | | |
| Avg. Per Game | | | | | 175.7 | | | | 211.0 | Amos | 1 | 90 | 90.0 | 90t | 1 | | | | | | | | | |
| Sacked/Yards Lost | | | | | 39/274 | | | | 42/277 | Trevathan | 1 | 8 | 8.0 | 8 | 0 | | | | | | | | | |
| Gross Yards | | | | | 3085 | | | | 3653 | TEAM | 8 | 253 | 31.6 | 90t | 2 | | | | | | | | | |
| Att./Completions | | | | | 473/291 | | | | 529/343 | OPPONENTS | 12 | 180 | 15.0 | 59 | 1 | | | | | | | | | |
| Completion Pct. | | | | | 61.5 | | | | 64.8 | * PUNTING | No. | Yds | Avg | Net | TB | In | Lg | B | | | | | | |
| Had Intercepted | | | | | 12 | | | | 8 | O'Donnell | 87 | 4087 | 47.0 | 39.7 | 6 | 27 | 69 | 0 | | | | | | |
| PUNTS/AVERAGE | | | | | 87/47.0 | | | | 74/47.2 | TEAM | 87 | 4087 | 47.0 | 39.7 | | | | | | | | | | |

| | | | | | | | | | | | | | | | | | | | | | | | | |
|--------------------|---|------------------|--------|-----------------|-----|------|------|------|----|-----------|--|--|--|--|--|--|--|--|--|-----|-----|-----|------|----|
| WON 9, LOST 7 | | | | | | | | | | * RUSHING | | | | | | | | | | No. | Yds | Avg | Long | TD |
| 09/10 W 19- | 3 | N.Y. Giants | 93,183 | E. Elliott | 242 | 983 | 4.1 | 30 | 7 | | | | | | | | | | | | | | | |
| 09/17 L 17-42 | | at Denver | 76,919 | Morris | 115 | 547 | 4.8 | 70 | 1 | | | | | | | | | | | | | | | |
| 09/25 W 28-17 | | at Arizona | 65,102 | Prescott | 57 | 357 | 6.3 | 21 | 6 | | | | | | | | | | | | | | | |
| 10/01 L 30-35 | | L.A. Rams | 91,869 | R. Smith | 55 | 232 | 4.2 | 45 | 4 | | | | | | | | | | | | | | | |
| 10/08 L 31-35 | | Green Bay | 93,329 | C. Jones | 1 | 24 | 24.0 | 24 | 0 | | | | | | | | | | | | | | | |
| 10/22 W 40-10 | | at San Francisco | 70,133 | Te. Williams | 2 | 15 | 7.5 | 9 | 0 | | | | | | | | | | | | | | | |
| 10/29 W 33-19 | | at Washington | 78,428 | Rush | 2 | 13 | 6.5 | 15 | 0 | | | | | | | | | | | | | | | |
| 11/05 W 28-17 | | Kansas City | 93,273 | Switzer | 4 | 5 | 1.3 | 3 | 0 | | | | | | | | | | | | | | | |
| 11/12 L 7-27 | | at Atlanta | 73,761 | McFadden | 1 | -2 | -2.0 | -2 | 0 | | | | | | | | | | | | | | | |
| 11/19 L 9-37 | | Philadelphia | 93,247 | Bryant | 1 | -4 | -4.0 | -4 | 0 | | | | | | | | | | | | | | | |
| 11/23 L 6-28 | | L.A. Chargers | 93,012 | TEAM | 480 | 2170 | 4.5 | 70 | 18 | | | | | | | | | | | | | | | |
| 11/30 W 38-14 | | Washington | 91,712 | OPPONENTS | 403 | 1664 | 4.1 | 71 | 7 | | | | | | | | | | | | | | | |
| 12/10 W 30-10 | | at N.Y. Giants | 78,125 | * RECEIVING | No. | Yds | Avg | Long | TD | | | | | | | | | | | | | | | |
| 12/17 W 20-17 | | at Oakland | 55,372 | Bryant | 69 | 838 | 12.1 | 50t | 6 | | | | | | | | | | | | | | | |
| 12/24 L 12-21 | | Seattle | 92,150 | Witten | 63 | 560 | 8.9 | 28t | 5 | | | | | | | | | | | | | | | |
| 12/31 W 6- 0 | | at Philadelphia | 69,596 | Te. Williams | 53 | 568 | 10.7 | 56 | 0 | | | | | | | | | | | | | | | |
| | | Dal. | Opp. | Beasley | 36 | 314 | 8.7 | 54 | 4 | | | | | | | | | | | | | | | |
| TOTAL FIRST DOWNS | | 314 | 312 | E. Elliott | 26 | 269 | 10.3 | 72t | 2 | | | | | | | | | | | | | | | |
| Rushing | | 127 | 96 | R. Smith | 19 | 202 | 10.6 | 81t | 1 | | | | | | | | | | | | | | | |
| Passing | | 162 | 181 | Butler | 15 | 317 | 21.1 | 53 | 3 | | | | | | | | | | | | | | | |
| Penalty | | 25 | 35 | Morris | 7 | 45 | 6.4 | 13 | 0 | | | | | | | | | | | | | | | |
| 3rd Down: Made/Att | | 87/203 | 90/210 | Switzer | 6 | 41 | 6.8 | 12 | 0 | | | | | | | | | | | | | | | |
| 3rd Down Pct. | | 42.9 | 42.9 | K. Smith | 5 | 26 | 5.2 | 12 | 0 | | | | | | | | | | | | | | | |
| 4th Down: Made/Att | | 10/19 | 4/13 | Hanna | 4 | 88 | 22.0 | 31 | 1 | | | | | | | | | | | | | | | |
| 4th Down Pct. | | 52.6 | 30.8 | N. Brown | 4 | 33 | 8.3 | 14 | 0 | | | | | | | | | | | | | | | |
| POSSESSION AVG. | | 30:12 | 29:48 | Swaim | 2 | 25 | 12.5 | 18 | 0 | | | | | | | | | | | | | | | |
| TOTAL NET YARDS | | 5311 | 5089 | Prescott | 0 | 0 | --- | 3 | 0 | | | | | | | | | | | | | | | |
| Avg. Per Game | | 331.9 | 318.1 | TEAM | 309 | 3326 | 10.8 | 81t | 22 | | | | | | | | | | | | | | | |
| Total Plays | | 1005 | 1000 | OPPONENTS | 371 | 3746 | 10.1 | 56t | 28 | | | | | | | | | | | | | | | |
| Avg. Per Play | | 5.3 | 5.1 | * INTERCEPTIONS | No. | Yds | Avg | Long | TD | | | | | | | | | | | | | | | |
| NET YARDS RUSHING | | 2170 | 1664 | Heath | 3 | 20 | 6.7 | 14 | 0 | | | | | | | | | | | | | | | |
| Avg. Per Game | | 135.6 | 104.0 | A. Brown | 2 | 16 | 8.0 | 16 | 0 | | | | | | | | | | | | | | | |
| Total Rushes | | 480 | 403 | Lewis | 1 | 25 | 25.0 | 25 | 0 | | | | | | | | | | | | | | | |
| NET YARDS PASSING | | 3141 | 3425 | B. Jones | 1 | 21 | 21.0 | 21t | 1 | | | | | | | | | | | | | | | |
| Avg. Per Game | | 196.3 | 214.1 | Lee | 1 | 9 | 9.0 | 9 | 0 | | | | | | | | | | | | | | | |

| | | | | | | | | | | | | | | |
|--------------------|----------------|---------|---------------|-----------------|------|------|------|-----|------|------|-----|----|------|----|
| WON 9, LOST 7 | | | | * RUSHING | | | | No. | | Yds | Avg | | Long | TD |
| 09/10 W 35-23 | Arizona | 60,957 | Abdullah | 165 | 552 | 3.3 | 34 | 4 | | | | | | |
| 09/18 W 24-10 | at N.Y. Giants | 77,004 | Riddick | 84 | 286 | 3.4 | 21 | 3 | | | | | | |
| 09/24 L 26-30 | Atlanta | 63,240 | Green | 42 | 165 | 3.9 | 33 | 2 | | | | | | |
| 10/01 W 14- 7 | at Minnesota | 66,730 | Stafford | 29 | 98 | 3.4 | 15 | 0 | | | | | | |
| 10/08 L 24-27 | Carolina | 64,288 | D. Washington | 20 | 44 | 2.2 | 6 | 0 | | | | | | |
| 10/15 L 38-52 | at New Orleans | 73,117 | Zenner | 14 | 26 | 1.9 | 14 | 1 | | | | | | |
| 10/29 L 15-20 | Pittsburgh | 64,983 | Tate | 5 | 22 | 4.4 | 10 | 0 | | | | | | |
| 11/06 W 30-17 | at Green Bay | 77,575 | Redfern | 1 | 10 | 10.0 | 10 | 0 | | | | | | |
| 11/12 W 38-24 | Cleveland | 64,646 | Agnew | 2 | 9 | 4.5 | 5 | 0 | | | | | | |
| 11/19 W 27-24 | at Chicago | 60,635 | Golladay | 1 | 9 | 9.0 | 9 | 0 | | | | | | |
| 11/23 L 23-30 | Minnesota | 66,613 | TEAM | 363 | 1221 | 3.4 | 34 | 10 | | | | | | |
| 12/03 L 20-44 | at Baltimore | 70,500 | OPPONENTS | 432 | 1800 | 4.2 | 51 | 18 | | | | | | |
| 12/10 W 24-21 | at Tampa Bay | 60,372 | * RECEIVING | No. | | Yds | Avg | | Long | TD | | | | |
| 12/16 W 20-10 | Chicago | 65,872 | Tate | 92 | 1003 | 10.9 | 71t | 5 | | | | | | |
| 12/24 L 17-26 | at Cincinnati | 47,732 | M. Jones | 61 | 1101 | 18.0 | 58 | 9 | | | | | | |
| 12/31 W 35-11 | Green Bay | 62,501 | Ebron | 53 | 574 | 10.8 | 44 | 4 | | | | | | |
| | Det. | Opp. | Riddick | 53 | 444 | 8.4 | 63 | 2 | | | | | | |
| TOTAL FIRST DOWNS | | 296 | 350 | T. Jones | 30 | 399 | 13.3 | 34 | 1 | | | | | |
| Rushing | | 58 | 110 | Golladay | 28 | 477 | 17.0 | 54t | 3 | | | | | |
| Passing | | 210 | 205 | Abdullah | 25 | 162 | 6.5 | 22 | 1 | | | | | |
| Penalty | | 28 | 35 | Fells | 17 | 177 | 10.4 | 23 | 3 | | | | | |
| 3rd Down: Made/Att | | 81/209 | 74/194 | Roberts | 4 | 46 | 11.5 | 23 | 0 | | | | | |
| 3rd Down Pct. | | 38.8 | 38.1 | Abbrederis | 3 | 44 | 14.7 | 25 | 0 | | | | | |
| 4th Down: Made/Att | | 1/9 | 8/15 | Agnew | 2 | 18 | 9.0 | 12 | 0 | | | | | |
| 4th Down Pct. | | 11.1 | 53.3 | Green | 2 | 14 | 7.0 | 9 | 0 | | | | | |
| POSSESSION AVG. | | 29:48 | 30:12 | D. Washington | 2 | 14 | 7.0 | 10 | 0 | | | | | |
| TOTAL NET YARDS | | 5404 | 5692 | Bellore | 1 | 1 | 1.0 | 1t | 1 | | | | | |
| Avg. Per Game | | 337.8 | 355.8 | Mihalik | 1 | -4 | -4.0 | -4 | 0 | | | | | |
| Total Plays | | 980 | 1037 | TEAM | 374 | 4470 | 12.0 | 71t | 29 | | | | | |
| Avg. Per Play | | 5.5 | 5.5 | OPPONENTS | 366 | 4120 | 11.3 | 97t | 21 | | | | | |
| NET YARDS RUSHING | | 1221 | 1800 | * INTERCEPTIONS | No. | | Yds | Avg | | Long | TD | | | |
| Avg. Per Game | | 76.3 | 112.5 | Slay | 8 | 73 | 9.1 | 37 | 0 | | | | | |
| Total Rushes | | 363 | 432 | Quin | 3 | 62 | 20.7 | 37t | 1 | | | | | |
| NET YARDS PASSING | | 4183 | 3892 | Diggs | 3 | 28 | 9.3 | 16 | 0 | | | | | |
| Avg. Per Game | | 261.4 | 243.3 | Killebrew | 1 | 35 | 35.0 | 35t | 1 | | | | | |
| Sacked/Yards Lost | | 47/287 | 35/228 | Wilson | 1 | 23 | 23.0 | 23 | 0 | | | | | |
| Gross Yards | | 4470 | 4120 | Whitehead | 1 | 18 | 18.0 | 18 | 0 | | | | | |
| Att./Completions | | 570/374 | 570/366 | Davis | 1 | 12 | 12.0 | 12 | 0 | | | | | |
| Completion Pct. | | 65.6 | 64.2 | A. Robinson | 1 | 2 | 2.0 | 2t | 1 | | | | | |
| Had Intercepted | | 11 | 19 | TEAM | 19 | 253 | 13.3 | 37t | 3 | | | | | |
| PUNTS/AVERAGE | | 73/43.7 | 71/45.2 | OPPONENTS | 11 | 216 | 19.6 | 82t | 4 | | | | | |
| NET PUNTING AVG. | | 73/39.3 | 71/37.1 | * PUNTING | No. | | Yds | Avg | | Net | TB | In | Lg | B |

| | | | | | | | | | | | | | | | | | | | | | | | | |
|--------------------|--|-----------------|--------|--|-----------------|--|-----|--|------|-----------|------|--|------|--|-----|--|----|--|--|-----|-----|-----|------|----|
| WON 7, LOST 9 | | | | | | | | | | * RUSHING | | | | | | | | | | No. | Yds | Avg | Long | TD |
| 09/10 W 17- 9 | | Seattle | 78,381 | | Williams | | 153 | | 556 | | 3.6 | | 25 | | 4 | | | | | | | | | |
| 09/17 L 23-34 | | at Atlanta | 70,826 | | A. Jones | | 81 | | 448 | | 5.5 | | 46t | | 4 | | | | | | | | | |
| 09/24 W 27-24 | | OT Cincinnati | 78,323 | | Montgomery | | 71 | | 273 | | 3.8 | | 37t | | 3 | | | | | | | | | |
| 09/28 W 35-14 | | Chicago | 78,362 | | Hundley | | 36 | | 270 | | 7.5 | | 24 | | 2 | | | | | | | | | |
| 10/08 W 35-31 | | at Dallas | 93,329 | | A. Rodgers | | 24 | | 126 | | 5.3 | | 18 | | 0 | | | | | | | | | |
| 10/15 L 10-23 | | at Minnesota | 66,848 | | Cobb | | 9 | | 17 | | 1.9 | | 10 | | 0 | | | | | | | | | |
| 10/22 L 17-26 | | New Orleans | 78,380 | | Davis | | 2 | | 13 | | 6.5 | | 9 | | 0 | | | | | | | | | |
| 11/06 L 17-30 | | Detroit | 77,575 | | Ripkowski | | 5 | | 13 | | 2.6 | | 4 | | 0 | | | | | | | | | |
| 11/12 W 23-16 | | at Chicago | 61,285 | | Whitehead | | 1 | | 7 | | 7.0 | | 7 | | 0 | | | | | | | | | |
| 11/19 L 0-23 | | Baltimore | 77,945 | | Mays | | 4 | | 1 | | 0.3 | | 2 | | 0 | | | | | | | | | |
| 11/26 L 28-31 | | at Pittsburgh | 62,147 | | TEAM | | 386 | | 1724 | | 4.5 | | 46t | | 13 | | | | | | | | | |
| 12/03 W 26-20 | | OT Tampa Bay | 77,684 | | OPPONENTS | | 464 | | 1793 | | 3.9 | | 37 | | 10 | | | | | | | | | |
| 12/10 W 27-21 | | OT at Cleveland | 67,431 | | * RECEIVING | | No. | | Yds | | Avg | | Long | | TD | | | | | | | | | |
| 12/17 L 24-31 | | at Carolina | 74,447 | | D. Adams | | 74 | | 885 | | 12.0 | | 55t | | 10 | | | | | | | | | |
| 12/23 L 0-16 | | Minnesota | 78,092 | | Cobb | | 66 | | 653 | | 9.9 | | 46 | | 4 | | | | | | | | | |
| 12/31 L 11-35 | | at Detroit | 62,501 | | Nelson | | 53 | | 482 | | 9.1 | | 58 | | 6 | | | | | | | | | |
| | | G.B. | Opp. | | Williams | | 25 | | 262 | | 10.5 | | 54t | | 2 | | | | | | | | | |
| TOTAL FIRST DOWNS | | 307 | 331 | | Bennett | | TM | | 24 | | 233 | | 9.7 | | 33 | | 0 | | | | | | | |
| Rushing | | 99 | 95 | | Allison | | | | 23 | | 253 | | 11.0 | | 72 | | 0 | | | | | | | |
| Passing | | 176 | 211 | | Montgomery | | | | 23 | | 173 | | 7.5 | | 23 | | 1 | | | | | | | |
| Penalty | | 32 | 25 | | Kendricks | | | | 18 | | 203 | | 11.3 | | 51 | | 1 | | | | | | | |
| 3rd Down: Made/Att | | 83/211 | 89/208 | | R. Rodgers | | | | 12 | | 160 | | 13.3 | | 36 | | 1 | | | | | | | |
| 3rd Down Pct. | | 39.3 | 42.8 | | A. Jones | | | | 9 | | 22 | | 2.4 | | 9 | | 0 | | | | | | | |
| 4th Down: Made/Att | | 15/28 | 8/10 | | Ripkowski | | | | 7 | | 39 | | 5.6 | | 12 | | 0 | | | | | | | |
| 4th Down Pct. | | 53.6 | 80.0 | | Davis | | | | 5 | | 70 | | 14.0 | | 29 | | 0 | | | | | | | |
| POSSESSION AVG. | | 28:47 | 31:13 | | M. Clark | | | | 4 | | 41 | | 10.3 | | 19 | | 0 | | | | | | | |
| TOTAL NET YARDS | | 4891 | 5582 | | Mays | | | | 3 | | 0 | | 0.0 | | 1 | | 0 | | | | | | | |
| Avg. Per Game | | 305.7 | 348.9 | | Byrd | | | | 2 | | 31 | | 15.5 | | 29 | | 0 | | | | | | | |
| Total Plays | | 999 | 1014 | | Janis | | | | 2 | | 12 | | 6.0 | | 12 | | 0 | | | | | | | |
| Avg. Per Play | | 4.9 | 5.5 | | Hundley | | | | 1 | | 10 | | 10.0 | | 10 | | 0 | | | | | | | |
| NET YARDS RUSHING | | 1724 | 1793 | | Kerridge | | | | 1 | | 3 | | 3.0 | | 3 | | 0 | | | | | | | |
| Avg. Per Game | | 107.8 | 112.1 | | TEAM | | | | 352 | | 3532 | | 10.0 | | 72 | | 25 | | | | | | | |
| Total Rushes | | 386 | 464 | | OPPONENTS | | | | 348 | | 4041 | | 11.6 | | 71t | | 30 | | | | | | | |
| NET YARDS PASSING | | 3167 | 3789 | | * INTERCEPTIONS | | No. | | Yds | | Avg | | Long | | TD | | | | | | | | | |
| Avg. Per Game | | 197.9 | 236.8 | | Randall | | | | 4 | | 35 | | 8.8 | | 21t | | 1 | | | | | | | |
| | | | | | | | | | | | | | | | | | | | | | | | | |

| | | | | | | | | | | | | | | | | | | | | | | | | | | | | | |
|--------------------|--|------------------|--|--------|--|-------------|--|-----------------|--|-----------|--|------|--|---------|--|------|--|-----|--|---------------------|--|-----|--|---|--|--|--|--|--|
| WON 11, LOST 5 | | | | | | | | | | * RUSHING | | | | | | | | | | No. Yds Avg Long TD | | | | | | | | | |
| 09/10 W 46- 9 | | Indianapolis | | 60,128 | | Gurley | | 279 | | 1305 | | 4.7 | | 57t | | 13 | | | | | | | | | | | | | |
| 09/17 L 20-27 | | Washington | | 56,612 | | Austin | | 59 | | 270 | | 4.6 | | 27t | | 1 | | | | | | | | | | | | | |
| 09/21 W 41-39 | | at San Francisco | | 70,178 | | M. Brown | | 63 | | 246 | | 3.9 | | 20 | | 1 | | | | | | | | | | | | | |
| 10/01 W 35-30 | | at Dallas | | 91,869 | | Dunbar | | 11 | | 51 | | 4.6 | | 12 | | 1 | | | | | | | | | | | | | |
| 10/08 L 10-16 | | Seattle | | 60,745 | | Goff | | 28 | | 51 | | 1.8 | | 22 | | 1 | | | | | | | | | | | | | |
| 10/15 W 27-17 | | at Jacksonville | | 56,232 | | Everett | | 1 | | 13 | | 13.0 | | 13 | | 0 | | | | | | | | | | | | | |
| 10/22 W 33- 0 | | Arizona | | 73,736 | | Woods | | 2 | | 12 | | 6.0 | | 8 | | 0 | | | | | | | | | | | | | |
| 11/05 W 51-17 | | at N.Y. Giants | | 76,877 | | Cooper | | 1 | | 6 | | 6.0 | | 6 | | 0 | | | | | | | | | | | | | |
| 11/12 W 33- 7 | | Houston | | 60,032 | | J. Davis | | 1 | | 1 | | 1.0 | | 1 | | 0 | | | | | | | | | | | | | |
| 11/19 L 7-24 | | at Minnesota | | 66,809 | | Mannion | | 9 | | -2 | | -2 | | 3 | | 0 | | | | | | | | | | | | | |
| 11/26 W 26-20 | | New Orleans | | 62,006 | | TEAM | | 454 | | 1953 | | 4.3 | | 57t | | 17 | | | | | | | | | | | | | |
| 12/03 W 32-16 | | at Arizona | | 63,986 | | OPPONENTS | | 417 | | 1959 | | 4.7 | | 75t | | 15 | | | | | | | | | | | | | |
| 12/10 L 35-43 | | Philadelphia | | 67,752 | | * RECEIVING | | No. | | Yds | | Avg | | Long | | TD | | | | | | | | | | | | | |
| 12/17 W 42- 7 | | at Seattle | | 69,077 | | Gurley | | 64 | | 788 | | 12.3 | | 80t | | 6 | | | | | | | | | | | | | |
| 12/24 W 27-23 | | at Tennessee | | 60,097 | | Kupp | | 62 | | 869 | | 14.0 | | 64 | | 5 | | | | | | | | | | | | | |
| 12/31 L 13-34 | | San Francisco | | 66,125 | | Woods | | 56 | | 781 | | 13.9 | | 94t | | 5 | | | | | | | | | | | | | |
| | | | | | | | | | | LA-R | | Opp. | | Watkins | | 39 | | 593 | | 15.2 | | 67t | | 8 | | | | | |
| TOTAL FIRST DOWNS | | | | 311 | | 300 | | Higbee | | 25 | | 295 | | 11.8 | | 38 | | 1 | | | | | | | | | | | |
| Rushing | | | | 97 | | 86 | | Everett | | 16 | | 244 | | 15.3 | | 69 | | 2 | | | | | | | | | | | |
| Passing | | | | 185 | | 181 | | Austin | | 13 | | 47 | | 3.6 | | 13 | | 0 | | | | | | | | | | | |
| Penalty | | | | 29 | | 33 | | Reynolds | | 11 | | 104 | | 9.5 | | 28 | | 1 | | | | | | | | | | | |
| 3rd Down: Made/Att | | | | 88/214 | | 86/227 | | Cooper | | 11 | | 84 | | 7.6 | | 26 | | 0 | | | | | | | | | | | |
| 3rd Down Pct. | | | | 41.1 | | 37.9 | | M. Brown | | 9 | | 53 | | 5.9 | | 16 | | 0 | | | | | | | | | | | |
| 4th Down: Made/Att | | | | 5/12 | | 9/15 | | Carrier | | 8 | | 71 | | 8.9 | | 17 | | 0 | | | | | | | | | | | |
| 4th Down Pct. | | | | 41.7 | | 60.0 | | Thomas | | 5 | | 93 | | 18.6 | | 50 | | 0 | | | | | | | | | | | |
| POSSESSION AVG. | | | | 30:06 | | 29:54 | | Dunbar | | 1 | | 1 | | 1.0 | | 1 | | 0 | | | | | | | | | | | |
| TOTAL NET YARDS | | | | 5784 | | 5434 | | TEAM | | 320 | | 4023 | | 12.6 | | 94t | | 28 | | | | | | | | | | | |
| Avg. Per Game | | | | 361.5 | | 339.6 | | OPPONENTS | | 324 | | 3799 | | 11.7 | | 65t | | 21 | | | | | | | | | | | |
| Total Plays | | | | 1000 | | 1020 | | * INTERCEPTIONS | | No. | | Yds | | Avg | | Long | | TD | | | | | | | | | | | |
| Avg. Per Play | | | | 5.8 | | 5.3 | | Joyner | | 3 | | 104 | | 34.7 | | 46 | | 1 | | | | | | | | | | | |
| NET YARDS RUSHING | | | | 1953 | | 1959 | | Barron | | 3 | | 29 | | 9.7 | | 15 | | 0 | | | | | | | | | | | |
| Avg. Per Game | | | | 122.1 | | 122.4 | | Robey-Coleman | | 2 | | 56 | | 28.0 | | 31 | | 0 | | | | | | | | | | | |
| Total Rushes | | | | 454 | | 417 | | Peterson | | 2 | | 42 | | 21.0 | | 38 | | 0 | | | | | | | | | | | |
| NET YARDS PASSING | | | | 3831 | | 3475 | | T. Johnson | | 2 | | 39 | | 19.5 | | 39t | | 1 | | | | | | | | | | | |
| Avg. Per Game | | | | 239.4 | | | | | | | | | | | | | | | | | | | | | | | | | |

| | | | | | | | | | | | | | | | | | | | | | | | | |
|--------------------|--|---------------|--|--------|--|-----------------|--|-----|--|-----------|--|------|--|------|--|------|--|-----|--|-----|-----|-----|------|----|
| WON 13, LOST 3 | | | | | | | | | | * RUSHING | | | | | | | | | | No. | Yds | Avg | Long | TD |
| 09/11 W 29-19 | | New Orleans | | 66,606 | | Murray | | 216 | | 842 | | 3.9 | | 46 | | 8 | | | | | | | | |
| 09/17 L 9-26 | | at Pittsburgh | | 65,971 | | McKinnon | | 150 | | 570 | | 3.8 | | 58t | | 3 | | | | | | | | |
| 09/24 W 34-17 | | Tampa Bay | | 66,390 | | Cook | | 74 | | 354 | | 4.8 | | 33 | | 2 | | | | | | | | |
| 10/01 L 7-14 | | Detroit | | 66,730 | | Keenum | | 40 | | 160 | | 4.0 | | 22 | | 1 | | | | | | | | |
| 10/09 W 20-17 | | at Chicago | | 61,834 | | Brown | | LG | | 8 | | 29 | | 3.6 | | 11 | | 0 | | | | | | |
| 10/15 W 23-10 | | Green Bay | | 66,848 | | Diggs | | | | 8 | | 13 | | 1.6 | | 9 | | 0 | | | | | | |
| 10/22 W 24-16 | | Baltimore | | 66,751 | | Ham | | | | 7 | | 13 | | 1.9 | | 3 | | 1 | | | | | | |
| 10/29 W 33-16 | | at Cleveland | | 74,237 | | Thielen | | | | 1 | | 11 | | 11.0 | | 11 | | 0 | | | | | | |
| 11/12 W 38-30 | | at Washington | | 74,476 | | Bradford | | | | 2 | | -3 | | -1.5 | | -1 | | 0 | | | | | | |
| 11/19 W 24- 7 | | L.A. Rams | | 66,809 | | Bridgewater | | | | 3 | | -3 | | -1.0 | | -1 | | 0 | | | | | | |
| 11/23 W 30-23 | | at Detroit | | 66,613 | | TEAM | | | | 501 | | 1957 | | 3.9 | | 58t | | 15 | | | | | | |
| 12/03 W 14- 9 | | at Atlanta | | 71,185 | | OPPONENTS | | | | 364 | | 1337 | | 3.7 | | 62 | | 10 | | | | | | |
| 12/10 L 24-31 | | at Carolina | | 73,728 | | * RECEIVING | | | | No. | | Yds | | Avg | | Long | | TD | | | | | | |
| 12/17 W 34- 7 | | Cincinnati | | 66,833 | | Thielen | | | | 91 | | 1276 | | 14.0 | | 65t | | 4 | | | | | | |
| 12/23 W 16- 0 | | at Green Bay | | 78,092 | | Diggs | | | | 64 | | 849 | | 13.3 | | 59t | | 8 | | | | | | |
| 12/31 W 23-10 | | Chicago | | 66,802 | | Rudolph | | | | 57 | | 532 | | 9.3 | | 34 | | 8 | | | | | | |
| | | Minn. | | Opp. | | McKinnon | | | | 51 | | 421 | | 8.3 | | 41 | | 2 | | | | | | |
| TOTAL FIRST DOWNS | | 334 | | 260 | | Treadwell | | | | 20 | | 200 | | 10.0 | | 25 | | 0 | | | | | | |
| Rushing | | 100 | | 59 | | Wright | | | | 18 | | 198 | | 11.0 | | 30 | | 2 | | | | | | |
| Passing | | 196 | | 168 | | Murray | | | | 15 | | 103 | | 6.9 | | 28 | | 0 | | | | | | |
| Penalty | | 38 | | 33 | | Cook | | | | 11 | | 90 | | 8.2 | | 36 | | 0 | | | | | | |
| 3rd Down: Made/Att | | 94/216 | | 51/202 | | Morgan | | | | 10 | | 95 | | 9.5 | | 23 | | 1 | | | | | | |
| 3rd Down Pct. | | 43.5 | | 25.2 | | M. Floyd | | | | 10 | | 78 | | 7.8 | | 19 | | 0 | | | | | | |
| 4th Down: Made/Att | | 1/7 | | 9/23 | | Ham | | | | 7 | | 68 | | 9.7 | | 12 | | 0 | | | | | | |
| 4th Down Pct. | | 14.3 | | 39.1 | | Bell | | | | 3 | | 19 | | 6.3 | | 12 | | 0 | | | | | | |
| POSSESSION AVG. | | 32:26 | | 27:34 | | Brown | | LG | | 1 | | 11 | | 11.0 | | 11 | | 0 | | | | | | |
| TOTAL NET YARDS | | 5710 | | 4415 | | TEAM | | | | 357 | | 3929 | | 11.0 | | 65t | | 25 | | | | | | |
| Avg. Per Game | | 356.9 | | 275.9 | | OPPONENTS | | | | 324 | | 3329 | | 10.3 | | 52 | | 13 | | | | | | |
| Total Plays | | 1055 | | 956 | | * INTERCEPTIONS | | | | No. | | Yds | | Avg | | Long | | TD | | | | | | |
| Avg. Per Play | | 5.4 | | 4.6 | | Smith | | | | 5 | | 42 | | 8.4 | | 19 | | 0 | | | | | | |
| NET YARDS RUSHING | | 1957 | | 1337 | | Sendejo | | | | 2 | | 70 | | 35.0 | | 36 | | 0 | | | | | | |
| Avg. Per Game | | 122.3 | | 83.6 | | Rhodes | | | | 2 | | 23 | | 11.5 | | 21 | | 0 | | | | | | |
| Total Rushes | | 501 | | 364 | | Waynes | | | | 2 | | 21 | | 10.5 | | 18 | | 0 | | | | | | |
| NET YARDS PASSING | | 3753 | | 3078 | | Kendricks | | | | 1 | | 31 | | 31.0 | | 31t | | 1</ | | | | | | |

NEW ORLEANS SAINTS / WEEK 17 / THROUGH SUNDAY, DECEMBER 31, 2017

| | | | | | | | | | | | | | | | | | |
|--|---|----------|--------------|-------------|-------------|-----------------|------|---------|-----------|-------|------|--|------|-----------|--------|-------|------|
| WON 11, LOST 5 | | | | * RUSHING | | | | No. | Yds | Avg | Long | TD | | | | | |
| 09/11 | L | 19-29 | at Minnesota | 66,606 | Ingram | 230 | 1124 | 4.9 | 72 | 12 | | | | | | | |
| 09/17 | L | 20-36 | New England | 73,168 | Kamara | 120 | 728 | 6.1 | 74t | 8 | | | | | | | |
| 09/24 | W | 34-13 | at Carolina | 73,775 | Peterson TM | 27 | 81 | 3.0 | 11 | 0 | | | | | | | |
| 10/01 | W | 20- 0 | at Miami | 84,423 | Edmunds | 9 | 48 | 5.3 | 41t | 1 | | | | | | | |
| 10/15 | W | 52-38 | Detroit | 73,117 | Ginn | 10 | 39 | 3.9 | 15 | 0 | | | | | | | |
| 10/22 | W | 26-17 | at Green Bay | 78,380 | Line | 7 | 28 | 4.0 | 9 | 0 | | | | | | | |
| 10/29 | W | 20-12 | Chicago | 73,192 | Lewis | 2 | 14 | 7.0 | 8 | 0 | | | | | | | |
| 11/05 | W | 30-10 | Tampa Bay | 73,121 | Brees | 33 | 12 | 0.4 | 7t | 2 | | | | | | | |
| 11/12 | W | 47-10 | at Buffalo | 67,501 | Lutz | 1 | 4 | 4.0 | 4 | 0 | | | | | | | |
| 11/19 | W | 34-31 OT | Washington | 73,138 | Kuhn | 1 | 2 | 2.0 | 2 | 0 | | | | | | | |
| 11/26 | L | 20-26 | at L.A. Rams | 62,006 | Daniel | 3 | -2 | -.7 | 0 | 0 | | | | | | | |
| 12/03 | W | 31-21 | Carolina | 73,171 | J. Hill | 1 | -8 | -8.0 | -8 | 0 | | | | | | | |
| 12/07 | L | 17-20 | at Atlanta | 72,866 | TEAM | 444 | 2070 | 4.7 | 74t | 23 | | | | | | | |
| 12/17 | W | 31-19 | N.Y. Jets | 73,018 | OPPONENTS | 406 | 1787 | 4.4 | 50 | 11 | | | | | | | |
| 12/24 | W | 23-13 | Atlanta | 73,188 | * RECEIVING | No. | Yds | Avg | Long | TD | | | | | | | |
| 12/31 | L | 24-31 | at Tampa Bay | 55,376 | Thomas | 104 | 1245 | 12.0 | 43 | 5 | | | | | | | |
| | | N.O. | Opp. | | Kamara | 81 | 826 | 10.2 | 40 | 5 | | | | | | | |
| TOTAL FIRST DOWNS | | | | 332 | 308 | Ingram | 58 | 416 | 7.2 | 54 | 0 | | | | | | |
| Rushing | | | | 111 | 92 | Ginn | 53 | 787 | 14.8 | 54t | 4 | | | | | | |
| Passing | | | | 201 | 172 | Coleman | 23 | 364 | 15.8 | 54 | 3 | | | | | | |
| Penalty | | | | 20 | 44 | Fleener | 22 | 295 | 13.4 | 33 | 2 | | | | | | |
| 3rd Down: Made/Att | | | | 73/194 | 87/212 | J. Hill | 16 | 125 | 7.8 | 22 | 1 | | | | | | |
| 3rd Down Pct. | | | | 37.6 | 41.0 | Lewis | 10 | 116 | 11.6 | 52 | 1 | | | | | | |
| 4th Down: Made/Att | | | | 12/15 | 4/12 | Snead | 8 | 92 | 11.5 | 26 | 0 | | | | | | |
| 4th Down Pct. | | | | 80.0 | 33.3 | Hoomanawanui | 6 | 52 | 8.7 | 25 | 1 | | | | | | |
| POSSESSION AVG. | | | | 31:04 | 28:56 | Line | 2 | 8 | 4.0 | 5 | 1 | | | | | | |
| TOTAL NET YARDS | | | | 6259 | 5384 | Peterson TM | 2 | 4 | 2.0 | 3 | 0 | | | | | | |
| Avg. Per Game | | | | 391.2 | 336.5 | Griffin | 1 | 4 | 4.0 | 4 | 0 | | | | | | |
| Total Plays | | | | 1000 | 1002 | TEAM | 386 | 4334 | 11.2 | 54t | 23 | | | | | | |
| Avg. Per Play | | | | 6.3 | 5.4 | OPPONENTS | 329 | 3884 | 11.8 | 53t | 22 | | | | | | |
| NET YARDS RUSHING | | | | 2070 | 1787 | * INTERCEPTIONS | No. | Yds | Avg | Long | TD | | | | | | |
| Avg. Per Game | | | | 129.4 | 111.7 | Lattimore | 5 | 85 | 17.0 | 33 | 1 | | | | | | |
| Total Rushes | | | | 444 | 406 | M. Williams | 4 | 12 | 3.0 | 12 | 0 | | | | | | |
| NET YARDS PASSING | | | | 4189 | 3597 | Vaccaro | 3 | 41 | 13.7 | 30 | 0 | | | | | | |
| Avg. Per Game | | | | 261.8 | 224.8 | Robertson | 2 | 20 | 10.0 | 20 | 0 | | | | | | |
| Sacked/Yards Lost | | | | 20/145 | 42/287 | P. Williams | 2 | 7 | 3.5 | 7 | 0 | | | | | | |
| Gross Yards | | | | 4334 | 3884 | Rankins | 1 | 27 | 27.0 | 27 | 0 | | | | | | |
| Att./Completions | | | | 536/386 | 554/329 | Banjo | 1 | 0 | 0.0 | 0 | 0 | | | | | | |
| Completion Pct. | | | | 72.0 | 59.4 | Crawley | 1 | 0 | 0.0 | 0 | 0 | | | | | | |
| Had Intercepted | | | | 8 | 20 | Jordan | 1 | 0 | 0.0 | 0t | 1 | | | | | | |
| PUNTS/AVERAGE | | | | 60/47.0 | 71/44.9 | TEAM | 20 | 192 | 9.6 | 33 | 2 | | | | | | |
| NET PUNTING AVG. | | | | 60/42.2 | 71/41.0 | OPPONENTS | 8 | 49 | 6.1 | 41 | 1 | | | | | | |
| PENALTIES/YARDS | | | | 105/962 | 108/850 | * PUNTING | No. | Yds | Avg | Net | TB | In | Lg | B | | | |
| FUMBLES/BALL LOST | | | | 19/10 | 20/5 | Morstead | 60 | 2822 | 47.0 | 42.2 | 2 | 26 | 68 | 0 | | | |
| TOUCHDOWNS | | | | 51 | 36 | TEAM | 60 | 2822 | 47.0 | 42.2 | 2 | 26 | 68 | 0 | | | |
| Rushing | | | | 23 | 11 | OPPONENTS | 71 | 3186 | 44.9 | 41.0 | 3 | 25 | 61 | 1 | | | |
| Passing | | | | 23 | 22 | * PUNT RETURNS | Ret | FC | Yds | Avg | Long | TD | | | | | |
| Returns | | | | 5 | 3 | Ginn | 19 | 13 | 103 | 5.4 | 17 | 0 | | | | | |
| * SCORE BY PERIODS | | | | Q1 | Q2 | Q3 | Q4 | OT | PTS | Lewis | 14 | 10 | 115 | 8.2 | 24 | 0 | |
| TEAM | | | | 107 | 115 | 98 | 125 | 3 | 448 | Snead | 1 | 0 | 0 | 0.0 | 0 | 0 | |
| OPPONENTS | | | | 80 | 86 | 46 | 114 | 0 | 326 | TEAM | 34 | 23 | 218 | 6.4 | 24 | 0 | |
| * SCORING | | | | TD-Ru-Pa-Rt | K-PAT | FG | S | PTS | OPPONENTS | 24 | 18 | 249 | 10.4 | 74t | 1 | | |
| Lutz | | | | 0 | 0 | 0 | 0 | 47/50 | 31/36 | 0 | 140 | * KICKOFF RETURNS | No. | Yds | Avg | Long | TD |
| Kamara | | | | 14 | 8 | 5 | 1 | | | 0 | 86 | Lewis | 13 | 307 | 23.6 | 39 | 0 |
| Ingram | | | | 12 | 12 | 0 | 0 | | | 0 | 72 | Kamara | 11 | 347 | 31.5 | 106t | 1 |
| Thomas | | | | 5 | 0 | 5 | 0 | | | 0 | 30 | Ginn | 5 | 56 | 11.2 | 17 | 0 |
| Ginn | | | | 4 | 0 | 4 | 0 | | | 0 | 24 | Edmunds | 3 | 65 | 21.7 | 27 | 0 |
| Coleman | | | | 3 | 0 | 3 | 0 | | | 0 | 18 | Griffin | 2 | 23 | 11.5 | 12 | 0 |
| Brees | | | | 2 | 2 | 0 | 0 | | | 0 | 12 | Kuhn | 1 | 9 | 9.0 | 9 | 0 |
| Fleener | | | | 2 | 0 | 2 | 0 | | | 0 | 12 | Snead | 1 | 18 | 18.0 | 18 | 0 |
| Edmunds | | | | 1 | 1 | 0 | 0 | | | 0 | 6 | TEAM | 36 | 825 | 22.9 | 106t | 1 |
| Hardee | | | | 1 | 0 | 0 | 1 | | | 0 | 6 | OPPONENTS | 32 | 788 | 24.6 | 46 | 0 |
| J. Hill | | | | 1 | 0 | 1 | 0 | | | 0 | 6 | * FIELD GOALS | 1-19 | 20-29 | 30-39 | 40-49 | 50+ |
| Hoomanawanui | | | | 1 | 0 | 1 | 0 | | | 0 | 6 | Lutz | 0/ 0 | 10/10 | 4/ 5 | 13/16 | 4/ 5 |
| Jordan | | | | 1 | 0 | 0 | 1 | | | 0 | 6 | TEAM | 0/ 0 | 10/10 | 4/ 5 | 13/16 | 4/ 5 |
| Lattimore | | | | 1 | 0 | 0 | 1 | | | 0 | 6 | OPPONENTS | 0/ 0 | 9/ 9 | 5/ 5 | 9/10 | 3/ 7 |
| Lewis | | | | 1 | 0 | 1 | 0 | | | 0 | 6 | Lutz: (43G,21G,24G,20G)(46G,35G,49N)(33G,50G, | | | | | |
| Line | | | | 1 | 0 | 1 | 0 | | | 0 | 6 | 56N)(41N,43G,45G)(41G)(28G,44G)(45G,49G)(40G, | | | | | |
| Vaccaro | | | | 1 | 0 | 0 | 1 | | | 0 | 6 | 43N)(23G,53G)(52G,29G,42G,28G)(50G,21G)(38N,31G) | | | | | |
| TEAM | | | | 51 | 23 | 23 | 5 | 47/50 | 31/36 | 0 | 448 | (34G)(23G)(40G,29G,45G)(48G) | | | | | |
| OPPONENTS | | | | 36 | 11 | 22 | 3 | 30/33 | 26/31 | 0 | 326 | OPP: (24G,32G,45G)(28G,24G,27G)(32G,48G)(41G, | | | | | |
| 2-Pt Conv: Kamara, TM 1-1, OPP 1-3 | | | | | | | | | | | | 56N)(59N,46G)(27G,48N,44G)(50G,54N)(37G)(38G) | | | | | |
| SACKS: Jordan 13, Bell 4.5, Okafor 4.5, | | | | | | | | | | | | (50G,63N,46G,49G,26G)(28G,52G)(29G,26G)(37G, | | | | | |
| Kikaha 4, Johnson LG 2.5, Johnson TM 2.5, | | | | | | | | | | | | 48G)(42G) | | | | | |
| Hendrickson 2, Klein 2, Onyemata 2, Rankins 2, Robertson 2, Vaccaro 1.5, Anzalone 1, Bush 1, TM 42, OPP 20 FUM/LOST: | | | | | | | | | | | | | | | | | |
| Brees 5/0, Ingram 3/3, Coleman 2/2, Ginn 2/0, J. Hill 2/2, Kamara 1/1, Lewis 1/1, Snead 1/1, Unger 1/0, Vaccaro 1/0 | | | | | | | | | | | | | | | | | |
| * PASSING | | | | Att | Cmp | Yds | Cmp% | Yds/Att | TD | TD% | Int | Int% | Long | Sack/Lost | Rating | | |
| Brees | | | | 536 | 386 | 4334 | 72.0 | 8.09 | 23 | 4.3 | 8 | 1.5 | 54t | 20/ 145 | 103.9 | | |
| TEAM | | | | 536 | 386 | 4334 | 72.0 | 8.09 | 23 | 4.3 | 8 | 1.5 | 54t | 20/ 145 | 103.9 | | |
| OPPONENTS | | | | 554 | 329 | 3884 | 59.4 | 7.01 | 22 | 4.0 | 20 | 3.6 | 53t | 42/ 287 | 79.0 | | |

NEW YORK GIANTS / WEEK 17 / THROUGH SUNDAY, DECEMBER 31, 2017

| WON 3, LOST 13 | | | | | | | | | | * RUSHING | | | | | | | | | | No. | Yds | Avg | Long | TD |
|---|----------|------------------|-------|------|---------|---------|----------------|-----------------|-------------------|---|---|-----------|--------|-------|------|---|--|--|--|-----|-----|-----|------|----|
| 09/10 L | 3-19 | at Dallas | | | | | 93,183 | Darkwa | | 171 | 751 | 4.4 | 75t | 5 | | | | | | | | | | |
| 09/18 L | 10-24 | Detroit | | | | | 77,004 | Gallman | | 111 | 476 | 4.3 | 24 | 0 | | | | | | | | | | |
| 09/24 L | 24-27 | at Philadelphia | | | | | 69,596 | Vereen | | 45 | 164 | 3.6 | 17 | 0 | | | | | | | | | | |
| 10/01 L | 23-25 | at Tampa Bay | | | | | 63,916 | Perkins | | 41 | 90 | 2.2 | 14 | 0 | | | | | | | | | | |
| 10/08 L | 22-27 | L.A. Chargers | | | | | 77,373 | Manning | | 12 | 26 | 2.2 | 14t | 1 | | | | | | | | | | |
| 10/15 W | 23-10 | at Denver | | | | | 76,721 | Engram | | 1 | 14 | 14.0 | 14 | 0 | | | | | | | | | | |
| 10/22 L | 7-24 | Seattle | | | | | 78,527 | G. Smith | | 4 | 12 | 3.0 | 10 | 0 | | | | | | | | | | |
| 11/05 L | 17-51 | L.A. Rams | | | | | 76,877 | Beckham | | 1 | 8 | 8.0 | 8 | 0 | | | | | | | | | | |
| 11/12 L | 21-31 | at San Francisco | | | | | 70,133 | Shepard | | 4 | 4 | 1.0 | 12 | 0 | | | | | | | | | | |
| 11/19 W | 12- 9 OT | Kansas City | | | | | 76,363 | King | | 2 | 3 | 1.5 | 11 | 0 | | | | | | | | | | |
| 11/23 L | 10-20 | at Washington | | | | | 73,210 | Berhe | | 1 | 2 | 2.0 | 2 | 0 | | | | | | | | | | |
| 12/03 L | 17-24 | at Oakland | | | | | 54,994 | Raymond LG | | 1 | -1 | -1.0 | -1 | 0 | | | | | | | | | | |
| 12/10 L | 10-30 | Dallas | | | | | 78,125 | Raymond TM | | 1 | -1 | -1.0 | -1 | 0 | | | | | | | | | | |
| 12/17 L | 29-34 | Philadelphia | | | | | 76,896 | TEAM | | 394 | 1549 | 3.9 | 75t | 6 | | | | | | | | | | |
| 12/24 L | 0-23 | at Arizona | | | | | 63,850 | OPPONENTS | | 464 | 1933 | 4.2 | 51t | 10 | | | | | | | | | | |
| 12/31 W | 18-10 | Washington | | | | | 76,269 | * RECEIVING | No. | Yds | Avg | Long | TD | | | | | | | | | | | |
| | | NY-G | | | Opp. | | | Engram | 64 | 722 | 11.3 | 35 | 6 | | | | | | | | | | | |
| TOTAL FIRST DOWNS | | 271 | | | 313 | | | Shepard | 59 | 731 | 12.4 | 77t | 2 | | | | | | | | | | | |
| Rushing | | 66 | | | 101 | | | Vereen | 44 | 253 | 5.8 | 20 | 0 | | | | | | | | | | | |
| Passing | | 178 | | | 189 | | | Lewis | 36 | 416 | 11.6 | 34 | 2 | | | | | | | | | | | |
| Penalty | | 27 | | | 23 | | | Gallman | 34 | 193 | 5.7 | 11 | 1 | | | | | | | | | | | |
| 3rd Down: Made/Att | | 74/227 | | | 88/222 | | | Beckham | 25 | 302 | 12.1 | 48t | 3 | | | | | | | | | | | |
| 3rd Down Pct. | | 32.6 | | | 39.6 | | | Ellison | 24 | 235 | 9.8 | 27 | 2 | | | | | | | | | | | |
| 4th Down: Made/Att | | 8/21 | | | 5/17 | | | Darkwa | 19 | 116 | 6.1 | 13 | 0 | | | | | | | | | | | |
| 4th Down Pct. | | 38.1 | | | 29.4 | | | King | 18 | 240 | 13.3 | 57t | 3 | | | | | | | | | | | |
| POSSESSION AVG. | | 28:27 | | | 31:33 | | | Marshall | 18 | 154 | 8.6 | 18 | 0 | | | | | | | | | | | |
| TOTAL NET YARDS | | 5028 | | | 5971 | | | Rudolph | 8 | 101 | 12.6 | 29 | 0 | | | | | | | | | | | |
| Avg. Per Game | | 314.3 | | | 373.2 | | | J. Adams | 8 | 92 | 11.5 | 38 | 0 | | | | | | | | | | | |
| Total Plays | | 1036 | | | 1052 | | | Perkins | 8 | 46 | 5.8 | 11 | 0 | | | | | | | | | | | |
| Avg. Per Play | | 4.9 | | | 5.7 | | | Sharp LG | 5 | 54 | 10.8 | 21 | 1 | | | | | | | | | | | |
| NET YARDS RUSHING | | 1549 | | | 1933 | | | Sharp TM | 5 | 54 | 10.8 | 21 | 1 | | | | | | | | | | | |
| Avg. Per Game | | 96.8 | | | 120.8 | | | Powe | 2 | 13 | 6.5 | 8 | 0 | | | | | | | | | | | |
| Total Rushes | | 394 | | | 464 | | | Raymond LG | 1 | 12 | 12.0 | 12 | 0 | | | | | | | | | | | |
| NET YARDS PASSING | | 3479 | | | 4038 | | | Raymond TM | 1 | 12 | 12.0 | 12 | 0 | | | | | | | | | | | |
| Avg. Per Game | | 217.4 | | | 252.4 | | | TEAM | 373 | 3680 | 9.9 | 77t | 20 | | | | | | | | | | | |
| Sacked/Yards Lost | | 34/201 | | | 27/161 | | | OPPONENTS | 347 | 4199 | 12.1 | 83t | 32 | | | | | | | | | | | |
| Gross Yards | | 3680 | | | 4199 | | | * INTERCEPTIONS | No. | Yds | Avg | Long | TD | | | | | | | | | | | |
| Att./Completions | | 608/373 | | | 561/347 | | | Jenkins | 3 | 113 | 37.7 | 53t | 2 | | | | | | | | | | | |
| Completion Pct. | | 61.3 | | | 61.9 | | | Cockrell | 3 | 1 | 0.3 | 1 | 0 | | | | | | | | | | | |
| Had Intercepted | | 14 | | | 13 | | | Armstrong LG | 2 | 29 | 14.5 | 29 | 0 | | | | | | | | | | | |
| PUNTS/AVERAGE | | 97/43.2 | | | 74/45.7 | | | Collins | 2 | 21 | 10.5 | 21 | 0 | | | | | | | | | | | |
| NET PUNTING AVG. | | 97/36.7 | | | 74/41.8 | | | Sheppard | 2 | 17 | 8.5 | 12 | 0 | | | | | | | | | | | |
| PENALTIES/YARDS | | 91/895 | | | 115/923 | | | Harrison | 1 | 9 | 9.0 | 9 | 0 | | | | | | | | | | | |
| FUMBLES/BALL LOST | | 20/8 | | | 18/6 | | | Thompson | 1 | 0 | 0.0 | 0 | 0 | | | | | | | | | | | |
| TOUCHDOWNS | | 28 | | | 44 | | | Vernon | 1 | 0 | 0.0 | 0 | 0 | | | | | | | | | | | |
| Rushing | | 6 | | | 10 | | | TEAM | 13 | 161 | 12.4 | 53t | 2 | | | | | | | | | | | |
| Passing | | 20 | | | 32 | | | OPPONENTS | 14 | 108 | 7.7 | 37 | 0 | | | | | | | | | | | |
| Returns | | 2 | | | 2 | | | * PUNTING | No. | Yds | Avg | Net | TB | In | Lg | B | | | | | | | | |
| * SCORE BY PERIODS | | Q1 | Q2 | Q3 | Q4 | OT | PTS | Wing | 95 | 4189 | 44.1 | 36.7 | 9 | 19 | 69 | 2 | | | | | | | | |
| TEAM | | 60 | 77 | 36 | 70 | 3 | 246 | TEAM | 97 | 4189 | 43.2 | 36.7 | 9 | 19 | 69 | 2 | | | | | | | | |
| OPPONENTS | | 60 | 123 | 65 | 140 | 0 | 388 | OPPONENTS | 74 | 3380 | 45.7 | 41.8 | 7 | 35 | 68 | 0 | | | | | | | | |
| * SCORING | | TD-Ru-Pa-Rt | K-PAT | FG | S | PTS | * PUNT RETURNS | | Ret | FC | Yds | Avg | Long | TD | | | | | | | | | | |
| Rosas | | 0 | 0 | 0 | 0 | 20/23 | 18/25 | 0 | 74 | Raymond LG | 18 | 9 | 99 | 5.5 | 25 | 0 | | | | | | | | |
| Engram | | 6 | 0 | 6 | 0 | | 0 | 36 | Raymond TM | 13 | 6 | 61 | 4.7 | 17 | 0 | | | | | | | | | |
| Darkwa | | 5 | 5 | 0 | 0 | | 0 | 32 | Sharp LG | 8 | 4 | 74 | 9.3 | 16 | 0 | | | | | | | | | |
| Beckham | | 3 | 0 | 3 | 0 | | 0 | 18 | Sharp TM | 3 | 3 | 19 | 6.3 | 13 | 0 | | | | | | | | | |
| King | | 3 | 0 | 3 | 0 | | 0 | 18 | D. Harris | 7 | 9 | 48 | 6.9 | 17 | 0 | | | | | | | | | |
| Ellison | | 2 | 0 | 2 | 0 | | 0 | 12 | Eagan | 4 | 5 | 20 | 5.0 | 20 | 0 | | | | | | | | | |
| Jenkins | | 2 | 0 | 0 | 2 | | 0 | 12 | TEAM | 27 | 23 | 148 | 5.5 | 20 | 0 | | | | | | | | | |
| Lewis | | 2 | 0 | 2 | 0 | | 0 | 12 | OPPONENTS | 43 | 20 | 448 | 10.4 | 88t | 1 | | | | | | | | | |
| Shepard | | 2 | 0 | 2 | 0 | | 0 | 12 | * KICKOFF RETURNS | No. | Yds | Avg | Long | TD | | | | | | | | | | |
| Gallman | | 1 | 0 | 1 | 0 | | 0 | 6 | Raymond LG | 14 | 271 | 19.4 | 40 | 0 | | | | | | | | | | |
| Manning | | 1 | 1 | 0 | 0 | | 0 | 6 | Raymond TM | 11 | 186 | 16.9 | 24 | 0 | | | | | | | | | | |
| Sharp LG | | 1 | 0 | 1 | 0 | | 0 | 6 | D. Harris | 9 | 188 | 20.9 | 30 | 0 | | | | | | | | | | |
| Sharp TM | | 1 | 0 | 1 | 0 | | 0 | 6 | Vereen | 9 | 196 | 21.8 | 30 | 0 | | | | | | | | | | |
| TEAM | | 28 | 6 | 20 | 2 | 20/23 | 18/25 | 1 | 246 | Beckham | 1 | 20 | 20.0 | 20 | 0 | | | | | | | | | |
| OPPONENTS | | 44 | 10 | 32 | 2 | 40/43 | 28/36 | 0 | 388 | Sharp LG | 1 | 19 | 19.0 | 19 | 0 | | | | | | | | | |
| 2-Pt Conv: Darkwa, TM 1-5, OPP 0-1 | | | | | | | | | | Sharp TM | 1 | 19 | 19.0 | 19 | 0 | | | | | | | | | |
| SACKS: Pierre-Paul 8, Vernon 7, Kennard 4, Munson 2, Harrison 1.5, Armstrong LG 1, Berhe 1, Bromley 1, Tomlinson 1, Wynn 1, Rodgers-Cromarti 0.5, TM 27, OPP 34 | | | | | | | | | | TEAM | 31 | 609 | 19.6 | 30 | 0 | | | | | | | | | |
| | | | | | | | | | | OPPONENTS | 32 | 656 | 20.5 | 47 | 0 | | | | | | | | | |
| | | | | | | | | | | * FIELD GOALS | 1-19 | 20-29 | 30-39 | 40-49 | 50+ | | | | | | | | | |
| | | | | | | | | | | Rosas | 0/ 0 | 8/ 8 | 3/ 5 | 4/ 9 | 3/ 3 | | | | | | | | | |
| | | | | | | | | | | TEAM | 0/ 0 | 8/ 8 | 3/ 5 | 4/ 9 | 3/ 3 | | | | | | | | | |
| | | | | | | | | | | OPPONENTS | 0/ 0 | 11/ 11 | 8/ 9 | 7/ 10 | 2/ 6 | | | | | | | | | |
| | | | | | | | | | | Rosas: (25G)(25G)(41G)(30G,43N)() | (25G,51G,49B,40G)(47N)(50G,45N)(47G,42G,34N)(26G,23G)(30G)(52G)(39G)(28G,48B)(33N)(23G,29G) | | | | | | | | | | | | | |
| | | | | | | | | | | OPP: (21G,48G,42G,36G)(56G)(52N,46G,61G)(46N,20G,49N,34G)(20G,31G)(35N,28G,53B)(39G)(27G,46G,47G)(43G)(31G,31G,23G)(28G,33G)(39G)(21G,53N,50N)(28G,20G)(21G)(49G,47N) | | | | | | | | | | | | | | |
| * PASSING | | Att | Cmp | Yds | Cmp% | Yds/Att | TD | TD% | Int | Int% | Long | Sack/Lost | Rating | | | | | | | | | | | |
| Manning | | 571 | 352 | 3468 | 61.6 | 6.07 | 19 | 3.3 | 13 | 2.3 | 77t | 31/ 189 | 80.4 | | | | | | | | | | | |
| G. Smith | | 36 | 21 | 212 | 58.3 | 5.89 | 1 | 2.8 | 0 | 0.0 | 47t | 3/ 12 | 84.5 | | | | | | | | | | | |
| Vereen | | 1 | 0 | 0 | 0.0 | 0.00 | 0 | 0.0 | 1 | 100.0 | --- | 0/ 0 | 0.0 | | | | | | | | | | | |
| TEAM | | 608 | 373 | 3680 | 61.3 | 6.05 | 20 | 3.3 | 14 | 2.3 | 77t | 34/ 201 | 79.8 | | | | | | | | | | | |
| OPPONENTS | | 561 | 347 | 4199 | 61.9 | 7.48 | 32 | 5.7 | 13 | 2.3 | 83t | 27/ 161 | 94.2 | | | | | | | | | | | |

PHILADELPHIA EAGLES / WEEK 17 / THROUGH SUNDAY, DECEMBER 31, 2017

| | | | | | | | | | | | | |
|---|------------------|---------|-----------------|------|---------|--------|---|-------------------------------------|---|------|-----------|--------|
| WON 13, LOST 3 | | | * RUSHING | | | No. | Yds | Avg | Long | TD | | |
| 09/10 W 30-17 | at Washington | 78,685 | Ajayi | LG | | 208 | 873 | 4.2 | 71 | 1 | | |
| 09/17 L 20-27 | at Kansas City | 74,971 | Ajayi | TM | | 70 | 408 | 5.8 | 71 | 1 | | |
| 09/24 W 27-24 | N.Y. Giants | 69,596 | Blount | | | 173 | 766 | 4.4 | 68 | 2 | | |
| 10/01 W 26-24 | at L.A. Chargers | 25,374 | Clement | | | 74 | 321 | 4.3 | 28 | 4 | | |
| 10/08 W 34- 7 | Arizona | 69,596 | Wentz | | | 64 | 299 | 4.7 | 24 | 0 | | |
| 10/12 W 28-23 | at Carolina | 74,373 | Smallwood | | | 47 | 174 | 3.7 | 26 | 1 | | |
| 10/23 W 34-24 | Washington | 69,596 | Sproles | | | 15 | 61 | 4.1 | 12 | 0 | | |
| 10/29 W 33-10 | San Francisco | 69,596 | Barner | | | 16 | 57 | 3.6 | 18 | 1 | | |
| 11/05 W 51-23 | Denver | 69,596 | Sudfeld | | | 1 | 22 | 22.0 | 22 | 0 | | |
| 11/19 W 37- 9 | at Dallas | 93,247 | Agholor | | | 1 | 7 | 7.0 | 7 | 0 | | |
| 11/26 W 31- 3 | Chicago | 69,596 | Treggs | LG | | 1 | 6 | 6.0 | 6 | 0 | | |
| 12/03 L 10-24 | at Seattle | 69,075 | Foles | | | 11 | 3 | 0.3 | 9 | 0 | | |
| 12/10 W 43-35 | at L.A. Rams | 67,752 | T. Smith | | | 1 | -3 | -3.0 | -3 | 0 | | |
| 12/17 W 34-29 | at N.Y. Giants | 76,896 | TEAM | | | 473 | 2115 | 4.5 | 71 | 9 | | |
| 12/25 W 19-10 | Oakland | 69,596 | OPPONENTS | | | 337 | 1267 | 3.8 | 53t | 7 | | |
| 12/31 L 0- 6 | Dallas | 69,596 | * RECEIVING | | | No. | Yds | Avg | Long | TD | | |
| | Phil. | Opp. | Ertz | | | 74 | 824 | 11.1 | 53 | 8 | | |
| TOTAL FIRST DOWNS | 338 | 272 | Agholor | | | 62 | 768 | 12.4 | 72t | 8 | | |
| Rushing | 108 | 62 | Jeffery | | | 57 | 789 | 13.8 | 53t | 9 | | |
| Passing | 193 | 177 | T. Smith | | | 36 | 430 | 11.9 | 59t | 2 | | |
| Penalty | 37 | 33 | Ajayi | LG | | 24 | 158 | 6.6 | 32 | 1 | | |
| 3rd Down: Made/Att | 96/230 | 66/205 | Ajayi | TM | | 10 | 91 | 9.1 | 32 | 1 | | |
| 3rd Down Pct. | 41.7 | 32.2 | Burton | | | 23 | 248 | 10.8 | 27t | 5 | | |
| 4th Down: Made/Att | 17/26 | 4/18 | Hollins | | | 16 | 226 | 14.1 | 64t | 1 | | |
| 4th Down Pct. | 65.4 | 22.2 | Celek | | | 13 | 130 | 10.0 | 28 | 1 | | |
| POSSESSION AVG. | 32:41 | 27:19 | Smallwood | | | 13 | 103 | 7.9 | 24 | 0 | | |
| TOTAL NET YARDS | 5852 | 4904 | Clement | | | 10 | 123 | 12.3 | 28 | 2 | | |
| Avg. Per Game | 365.8 | 306.5 | Blount | | | 8 | 50 | 6.3 | 20 | 1 | | |
| Total Plays | 1073 | 976 | Sproles | | | 7 | 73 | 10.4 | 16 | 0 | | |
| Avg. Per Play | 5.5 | 5.0 | Treggs | LG | | 5 | 79 | 15.8 | 20 | 0 | | |
| NET YARDS RUSHING | 2115 | 1267 | Barner | | | 5 | 56 | 11.2 | 22 | 0 | | |
| Avg. Per Game | 132.2 | 79.2 | M. Johnson | | | 5 | 45 | 9.0 | 16 | 0 | | |
| Total Rushes | 473 | 337 | Gibson | | | 2 | 11 | 5.5 | 6 | 0 | | |
| NET YARDS PASSING | 3737 | 3637 | TEAM | | | 341 | 3967 | 11.6 | 72t | 38 | | |
| Avg. Per Game | 233.6 | 227.3 | OPPONENTS | | | 363 | 3883 | 10.7 | 77t | 24 | | |
| Sacked/Yards Lost | 36/230 | 38/246 | * INTERCEPTIONS | | | No. | Yds | Avg | Long | TD | | |
| Gross Yards | 3967 | 3883 | Robinson | | | 4 | 36 | 9.0 | 19 | 0 | | |
| Att./Completions | 564/341 | 601/363 | McLeod | | | 3 | 67 | 22.3 | 50 | 0 | | |
| Completion Pct. | 60.5 | 60.4 | Mills | | | 3 | 53 | 17.7 | 37t | 1 | | |
| Had Intercepted | 9 | 19 | Darby | | | 3 | 42 | 14.0 | 37 | 0 | | |
| PUNTS/AVERAGE | 68/44.6 | 83/44.9 | C. Graham | | | 2 | 73 | 36.5 | 59 | 0 | | |
| NET PUNTING AVG. | 68/40.6 | 83/39.6 | Douglas | | | 2 | 7 | 3.5 | 7 | 0 | | |
| PENALTIES/YARDS | 116/962 | 101/917 | Jenkins | | | 2 | 0 | 0.0 | 0 | 0 | | |
| FUMBLES/BALL LOST | 25/11 | 19/12 | TEAM | | | 19 | 278 | 14.6 | 59 | 1 | | |
| TOUCHDOWNS | 53 | 34 | OPPONENTS | | | 9 | 43 | 4.8 | 24t | 1 | | |
| Rushing | 9 | 7 | * PUNTING | | | No. | Yds | Avg | Net | TB | | |
| Passing | 38 | 24 | D. Jones | | | 67 | 3033 | 45.3 | 40.6 | 5 | | |
| Returns | 6 | 3 | TEAM | | | 68 | 3033 | 44.6 | 40.6 | 5 | | |
| * SCORE BY PERIODS | Q1 | Q2 | Q3 | Q4 | OT | PTS | OPPONENTS | | | | | |
| TEAM | 106 | 118 | 107 | 126 | 0 | 457 | * PUNT RETURNS | | | | | |
| OPPONENTS | 48 | 81 | 63 | 103 | 0 | 295 | Barner | | | | | |
| * SCORING | TD-Ru-Pa-Rt | K-PAT | FG | S | PTS | Treggs | LG | | | | | |
| Elliott LG | 0 | 0 | 0 | 0 | 39/42 | 26/31 | 0 | 117 | T. Smith | | | |
| Elliott TM | 0 | 0 | 0 | 0 | 39/42 | 26/31 | 0 | 117 | Sproles | | | |
| Jeffery | 9 | 0 | 9 | 0 | 0 | 60 | TEAM | | | | | |
| Agholor | 9 | 0 | 8 | 1 | 0 | 54 | OPPONENTS | | | | | |
| Ertz | 8 | 0 | 8 | 0 | 0 | 48 | * KICKOFF RETURNS | | | | | |
| Clement | 6 | 4 | 2 | 0 | 0 | 38 | Barner | | | | | |
| Burton | 5 | 0 | 5 | 0 | 0 | 32 | Smallwood | | | | | |
| Blount | 3 | 2 | 1 | 0 | 0 | 20 | Celek | | | | | |
| Ajayi LG | 2 | 1 | 1 | 0 | 0 | 12 | Clement | | | | | |
| Ajayi TM | 2 | 1 | 1 | 0 | 0 | 12 | TEAM | | | | | |
| T. Smith | 2 | 0 | 2 | 0 | 0 | 12 | OPPONENTS | | | | | |
| Sturgis | 0 | 0 | 0 | 0 | 1/ 2 | 3/ 3 | 0 | 10 | * FIELD GOALS | | | |
| Barner | 1 | 1 | 0 | 0 | 0 | 6 | Elliott | LG | | | | |
| Barnett | 1 | 0 | 0 | 1 | 0 | 6 | Elliott | TM | | | | |
| Bradham | 1 | 0 | 0 | 1 | 0 | 6 | Sturgis | | | | | |
| Celek | 1 | 0 | 1 | 0 | 0 | 6 | TEAM | | | | | |
| Cox | 1 | 0 | 0 | 1 | 0 | 6 | OPPONENTS | | | | | |
| B. Graham | 1 | 0 | 0 | 1 | 0 | 6 | Elliott: () | (34G,30N,40G)(52N,46G,61G)(45G,40G, | | | | |
| Hollins | 1 | 0 | 1 | 0 | 0 | 6 | 53G,47G)(36G,28G)(50G,48G)(50G,42G,45N)(40G,51G) | | | | | |
| Mills | 1 | 0 | 0 | 1 | 0 | 6 | (45G)(34N)(45G)(26G)(22G,41G,33G)(28G,20G)(33N, | | | | | |
| Smallwood | 1 | 1 | 0 | 0 | 0 | 6 | 35G,48G)() | | | | | |
| Wentz | 0 | 0 | 0 | 0 | 0 | 0 | Sturgis: (50G,42G,37G)() () () () () () () () () | | | | | |
| TEAM | 53 | 9 | 38 | 6 | 40/44 | 29/34 | 0 | 457 | () () | | | |
| OPPONENTS | 34 | 7 | 24 | 3 | 31/33 | 20/26 | 0 | 295 | OPP: (33G)(34G,39G)(41G)(28G)(51B)(39G,20G,46G) | | | |
| 2-Pt Conv: Jeffery 3, Blount, Burton, | | | | | | | | | (27G)(27B,50G)(52G,53G,24G)(48G,27G,47G)(54N, | | | |
| Clement, TM 6-9, OPP 0-1 | | | | | | | | | 38G)(46G)() (28G,48B)(25G,48N)(23N) | | | |
| SACKS: B. Graham 9.5, Cox 5.5, Barnett 5, Long 5, Curry 3, Jernigan 2.5, Kendricks 2, Allen 1, Bradham 1, Jenkins 1, Means 1, Robinson 1, Hamilton TM 0.5, TM 38, OPP 36 FUM/LOST: Wentz 9/3, Foles 6/2, Ajayi(LG) 3/2, Barner 3/0, Ajayi(TM) 2/1, Blount 1/1, Ertz 1/1, Jenkins 1/1, M. Johnson 1/1, Sproles 1/1, Treggs(LG) 1/1 | | | | | | | | | | | | |
| * PASSING | | | | | | | | | | | | |
| Wentz | Att | Cmp | Yds | Cmp% | Yds/Att | TD | TD% | Int | Int% | Long | Sack/Lost | Rating |
| Wentz | 440 | 265 | 3296 | 60.2 | 7.49 | 33 | 7.5 | 7 | 1.6 | 72t | 28/ 162 | 101.9 |
| Foles | 101 | 57 | 537 | 56.4 | 5.32 | 5 | 5.0 | 2 | 2.0 | 35 | 5/ 44 | 79.5 |
| Sudfeld | 23 | 19 | 134 | 82.6 | 5.83 | 0 | 0.0 | 0 | 0.0 | 16 | 3/ 24 | 90.9 |
| TEAM | 564 | 341 | 3967 | 60.5 | 7.03 | 38 | 6.7 | 9 | 1.6 | 72t | 36/ 230 | 97.6 |
| OPPONENTS | 601 | 363 | 3883 | 60.4 | 6.46 | 24 | 4.0 | 19 | 3.2 | 77t | 38/ 246 | 79.5 |

| | | | | | | | | | | | | | | | | | | | |
|--------------------|----------|-----------------|--|--|------|--------|--------------|---------|-----------------|------|------|------|------|----|-----|-----|-----|------|----|
| WON 6, LOST 10 | | | | | | | * RUSHING | | | | | | | | No. | Yds | Avg | Long | TD |
| 09/10 L | 3-23 | Carolina | | | | 70,178 | Hyde | 240 | 940 | 3.9 | 61 | 8 | | | | | | | |
| 09/17 L | 9-12 | at Seattle | | | | 68,729 | Breida | 105 | 465 | 4.4 | 33t | 2 | | | | | | | |
| 09/21 L | 39-41 | L.A. Rams | | | | 70,178 | Beathard | 26 | 136 | 5.2 | 16 | 3 | | | | | | | |
| 10/01 L | 15-18 OT | at Arizona | | | | 64,121 | Goodwin | 4 | 44 | 11.0 | 18 | 0 | | | | | | | |
| 10/08 L | 23-26 OT | at Indianapolis | | | | 65,612 | Juszczyk | 7 | 31 | 4.4 | 12 | 0 | | | | | | | |
| 10/15 L | 24-26 | at Washington | | | | 75,568 | Mostert | 6 | 30 | 5.0 | 16 | 0 | | | | | | | |
| 10/22 L | 10-40 | Dallas | | | | 70,133 | Garoppolo LG | 15 | 11 | 0.7 | 8 | 1 | | | | | | | |
| 10/29 L | 10-33 | at Philadelphia | | | | 69,596 | Garoppolo TM | 15 | 11 | 0.7 | 8 | 1 | | | | | | | |
| 11/05 L | 10-20 | Arizona | | | | 70,133 | Hoyer TM | 5 | 7 | 1.4 | 9t | 1 | | | | | | | |
| 11/12 W | 31-21 | N.Y. Giants | | | | 70,133 | TEAM | 408 | 1664 | 4.1 | 61 | 15 | | | | | | | |
| 11/26 L | 13-24 | Seattle | | | | 70,134 | OPPONENTS | 491 | 1861 | 3.8 | 45 | 13 | | | | | | | |
| 12/03 W | 15-14 | at Chicago | | | | 61,302 | * RECEIVING | No. | Yds | Avg | Long | TD | | | | | | | |
| 12/10 W | 26-16 | at Houston | | | | 71,802 | Hyde | 59 | 350 | 5.9 | 18 | 0 | | | | | | | |
| 12/17 W | 25-23 | Tennessee | | | | 70,133 | Goodwin | 56 | 962 | 17.2 | 83t | 2 | | | | | | | |
| 12/24 W | 44-33 | Jacksonville | | | | 70,133 | Kittle | 43 | 515 | 12.0 | 44 | 2 | | | | | | | |
| 12/31 W | 34-13 | at L.A. Rams | | | | 66,125 | Taylor | 43 | 430 | 10.0 | 33 | 2 | | | | | | | |
| | | S.F. | | | Opp. | | Garcon | 40 | 500 | 12.5 | 59 | 0 | | | | | | | |
| TOTAL FIRST DOWNS | | | | | | | 321 | 343 | Juszczyk | 33 | 315 | 9.5 | 44 | 1 | | | | | |
| Rushing | | | | | | | 88 | 108 | Celek | 21 | 336 | 16.0 | 61 | 4 | | | | | |
| Passing | | | | | | | 206 | 198 | Breida | 21 | 180 | 8.6 | 32 | 1 | | | | | |
| Penalty | | | | | | | 27 | 37 | A. Robinson | 19 | 260 | 13.7 | 45t | 2 | | | | | |
| 3rd Down: Made/Att | | | | | | | 91/234 | 95/221 | Bourne | 16 | 257 | 16.1 | 54 | 0 | | | | | |
| 3rd Down Pct. | | | | | | | 38.9 | 43.0 | L. Murphy | 8 | 121 | 15.1 | 40 | 1 | | | | | |
| 4th Down: Made/Att | | | | | | | 8/18 | 10/12 | Hikutini | 2 | 15 | 7.5 | 10 | 0 | | | | | |
| 4th Down Pct. | | | | | | | 44.4 | 83.3 | McCaffrey LG | 1 | 4 | 4.0 | 4 | 0 | | | | | |
| POSSESSION AVG. | | | | | | | 28:44 | 31:16 | Garoppolo LG | 1 | -6 | -6.0 | -6 | 0 | | | | | |
| TOTAL NET YARDS | | | | | | | 5589 | 5625 | Garoppolo TM | 1 | -6 | -6.0 | -6 | 0 | | | | | |
| Avg. Per Game | | | | | | | 349.3 | 351.6 | TEAM | 362 | 4235 | 11.7 | 83t | 15 | | | | | |
| Total Plays | | | | | | | 1058 | 1065 | OPPONENTS | 344 | 3943 | 11.5 | 72t | 27 | | | | | |
| Avg. Per Play | | | | | | | 5.3 | 5.3 | * INTERCEPTIONS | No. | Yds | Avg | Long | TD | | | | | |
| NET YARDS RUSHING | | | | | | | 1664 | 1861 | Witherspoon | 2 | 42 | 21.0 | 23 | 0 | | | | | |
| Avg. Per Game | | | | | | | 104.0 | 116.3 | Armstrong TM | 2 | 29 | 14.5 | 29 | 0 | | | | | |
| Total Rushes | | | | | | | 408 | 491 | Reid | 2 | 0 | 0.0 | 0 | 0 | | | | | |
| NET YARDS PASSING | | | | | | | 3925 | 3764 | D. Johnson | 1 | 50 | 50.0 | 50t | 1 | | | | | |
| Avg. Per Game | | | | | | | 245.3 | 235.3 | Tartt | 1 | 37 | 37.0 | 37 | 0 | | | | | |
| Sacked/Yards Lost | | | | | | | 43/310 | 30/179 | K. Williams | 1 | 27 | 27.0 | 27 | 0 | | | | | |
| Gross Yards | | | | | | | 4235 | 3943 | R. Robinson TM | 1 | 0 | 0.0 | 0 | 0 | | | | | |
| Att./Completions | | | | | | | 607/362 | 544/344 | TEAM | 10 | 185 | 18.5 | 50t | 1 | | | | | |
| Completion Pct. | | | | | | | 59.6 | 63.2 | OPPONENTS | 15 | 163 | 10.9 | 38 | 1 | | | | | |
| Had Intercepted | | | | | | | 15 | 10 | * PUNTING | No. | Yds | Avg | Net | TB | In | Lg | | | |

| WON 9, LOST 7 | | | | | | | | | | * RUSHING | | | | | | | | | | No. | Yds | Avg | Long | TD |
|--------------------|-------|------------------|----------|-------------|-----------------|------|------|------|----------------|-----------|------|------|------|---|----|----|---|--|--|-----|-----|-----|------|----|
| 09/10 L | 9-17 | at Green Bay | 78,381 | Wilson | 95 | 586 | 6.2 | 31 | 3 | | | | | | | | | | | | | | | |
| 09/17 W | 12- 9 | San Francisco | 68,729 | M. Davis | 68 | 240 | 3.5 | 33 | 0 | | | | | | | | | | | | | | | |
| 09/24 L | 27-33 | at Tennessee | 69,127 | Carson | 49 | 208 | 4.2 | 30 | 0 | | | | | | | | | | | | | | | |
| 10/01 W | 46-18 | Indianapolis | 68,872 | McKissic | 46 | 187 | 4.1 | 30t | 1 | | | | | | | | | | | | | | | |
| 10/08 W | 16-10 | at L.A. Rams | 60,745 | Lacy | 69 | 179 | 2.6 | 19 | 0 | | | | | | | | | | | | | | | |
| 10/22 W | 24- 7 | at N.Y. Giants | 78,527 | Rawls | 58 | 157 | 2.7 | 23 | 0 | | | | | | | | | | | | | | | |
| 10/29 W | 41-38 | Houston | 69,025 | Lockett | 10 | 58 | 5.8 | 22 | 0 | | | | | | | | | | | | | | | |
| 11/05 L | 14-17 | Washington | 68,927 | Prosise | 11 | 23 | 2.1 | 8 | 0 | | | | | | | | | | | | | | | |
| 11/09 W | 22-16 | at Arizona | 64,639 | Fowler LG | 2 | 4 | 2.0 | 3t | 1 | | | | | | | | | | | | | | | |
| 11/20 L | 31-34 | Atlanta | 69,026 | A. Davis | 1 | -1 | -1.0 | -1 | 0 | | | | | | | | | | | | | | | |
| 11/26 W | 24-13 | at San Francisco | 70,134 | Baldwin | 2 | -8 | -4.0 | -3 | 0 | | | | | | | | | | | | | | | |
| 12/03 W | 24-10 | Philadelphia | 69,075 | TEAM | 409 | 1629 | 4.0 | 33 | 4 | | | | | | | | | | | | | | | |
| 12/10 L | 24-30 | at Jacksonville | 64,431 | OPPONENTS | 452 | 1824 | 4.0 | 75t | 14 | | | | | | | | | | | | | | | |
| 12/17 L | 7-42 | L.A. Rams | 69,077 | * RECEIVING | No. | Yds | Avg | Long | TD | | | | | | | | | | | | | | | |
| 12/24 W | 21-12 | at Dallas | 92,150 | Baldwin | 75 | 991 | 13.2 | 54 | 8 | | | | | | | | | | | | | | | |
| 12/31 L | 24-26 | Arizona | 69,078 | Graham | 57 | 520 | 9.1 | 33 | 10 | | | | | | | | | | | | | | | |
| | | Sea. | Opp. | Lockett | 45 | 555 | 12.3 | 74t | 2 | | | | | | | | | | | | | | | |
| TOTAL FIRST DOWNS | | | 299 | 316 | P. Richardson | 44 | 703 | 16.0 | 61t | 6 | | | | | | | | | | | | | | |
| Rushing | | | 85 | 90 | McKissic | 34 | 266 | 7.8 | 27t | 2 | | | | | | | | | | | | | | |
| Passing | | | 183 | 181 | Willson | 15 | 153 | 10.2 | 27t | 4 | | | | | | | | | | | | | | |
| Penalty | | | 31 | 45 | M. Davis | 15 | 131 | 8.7 | 23 | 0 | | | | | | | | | | | | | | |
| 3rd Down: Made/Att | | | 79/212 | 85/222 | Vannett | 12 | 124 | 10.3 | 21 | 1 | | | | | | | | | | | | | | |
| 3rd Down Pct. | | | 37.3 | 38.3 | Rawls | 9 | 94 | 10.4 | 22 | 0 | | | | | | | | | | | | | | |
| 4th Down: Made/Att | | | 5/9 | 7/15 | Darboh | 8 | 71 | 8.9 | 16 | 0 | | | | | | | | | | | | | | |
| 4th Down Pct. | | | 55.6 | 46.7 | Carson | 7 | 59 | 8.4 | 10t | 1 | | | | | | | | | | | | | | |
| POSSESSION AVG. | | | 29:19 | 30:41 | Prosise | 6 | 87 | 14.5 | 46 | 0 | | | | | | | | | | | | | | |
| TOTAL NET YARDS | | | 5286 | 5171 | Lacy | 6 | 47 | 7.8 | 14 | 0 | | | | | | | | | | | | | | |
| Avg. Per Game | | | 330.4 | 323.2 | McEvoy | 5 | 113 | 22.6 | 53 | 0 | | | | | | | | | | | | | | |
| Total Plays | | | 1007 | 1045 | Madden | 2 | 65 | 32.5 | 66 | 0 | | | | | | | | | | | | | | |
| Avg. Per Play | | | 5.2 | 4.9 | TEAM | 340 | 3979 | 11.7 | 74t | 34 | | | | | | | | | | | | | | |
| NET YARDS RUSHING | | | 1629 | 1824 | OPPONENTS | 325 | 3616 | 11.1 | 75t | 19 | | | | | | | | | | | | | | |
| Avg. Per Game | | | 101.8 | 114.0 | * INTERCEPTIONS | No. | Yds | Avg | Long | TD | | | | | | | | | | | | | | |
| Total Rushes | | | 409 | 452 | Thomas | 2 | 97 | 48.5 | 78t | 1 | | | | | | | | | | | | | | |
| NET YARDS PASSING | | | 3657 | 3347 | J. Coleman | 2 | 58 | 29.0 | 30t | 2 | | | | | | | | | | | | | | |
| Avg. Per Game | | | 228.6 | 209.2 | Sherman | 2 | 20 | 10.0 | 19 | 0 | | | | | | | | | | | | | | |
| Sacked/Yards Lost | | | 43/322 | 39/269 | Wagner | 2 | 7 | 3.5 | 7 | 0 | | | | | | | | | | | | | | |
| Gross Yards | | | 3979 | 3616 | N. Jones | 1 | 24 | 24.0 | 24 | 0 | | | | | | | | | | | | | | |
| Att./Completions | | | 555/340 | 554/325 | S. Richardson | 1 | 5 | 5.0 | 5 | 0 | | | | | | | | | | | | | | |
| Completion Pct. | | | 61.3 | 58.7 | Wright | 1 | 1 | 1.0 | 1 | 0 | | | | | | | | | | | | | | |
| Had Intercepted | | | 12 | 14 | Griffin | 1 | 0 | 0.0 | 0 | 0 | | | | | | | | | | | | | | |
| PUNTS/AVERAGE | | | 92/45.0 | 85/44.5 | Maxwell LG | 1 | 0 | 0.0 | 0 | 0 | | | | | | | | | | | | | | |
| NET PUNTING AVG. | | | 92/38.8 | 85/40.7 | Maxwell TM | 1 | 0 | 0.0 | 0 | 0 | | | | | | | | | | | | | | |
| PENALTIES/YARDS | | | 148/1342 | 102/878 | Wilhoite | 1 | 0 | 0.0 | 0 | 0 | | | | | | | | | | | | | | |
| FUMBLES/BALL LOST | | | 18/5 | 22/11 | TEAM | 14 | 212 | 15.1 | 78t | 3 | | | | | | | | | | | | | | |
| TOUCHDOWNS | | | 43 | 34 | OPPONENTS | 12 | 145 | 12.1 | 69 | 0 | | | | | | | | | | | | | | |
| Rushing | | | 4 | 14 | * PUNTING | No. | Yds | Avg | Net | TB | | | | | | | | | | | | | | |
| Passing | | | 34 | 19 | Ryan | 92 | 4141 | 45.0 | 38.8 | 6 | 29 | | | | | | | | | | | | | |
| Returns | | | 5 | 1 | TEAM | 92 | 4141 | 45.0 | 38.8 | 6 | 29 | | | | | | | | | | | | | |
| * SCORE BY PERIODS | | | Q1 | Q2 | Q3 | Q4 | OT | PTS | OPPONENTS | 85 | 3779 | 44.5 | 40.7 | 4 | 27 | 66 | 0 | | | | | | | |
| TEAM | | | 56 | 69 | 99 | 142 | 0 | 366 | * PUNT RETURNS | Ret | FC | Yds | A | | | | | | | | | | | |

| | | | | | | | | | | | | | | | | | | | | | | | | | | | | | |
|--------------------|--|----------------|--|---------|--|-----------------|--|-----|--|-----------|--|------|--|------|--|----|--|--|--|---------------------|--|--|--|--|--|--|--|--|--|
| WON 5, LOST 11 | | | | | | | | | | * RUSHING | | | | | | | | | | No. Yds Avg Long TD | | | | | | | | | |
| 09/17 W 29- 7 | | Chicago | | 56,640 | | Barber | | 108 | | 423 | | 3.9 | | 34 | | 3 | | | | | | | | | | | | | |
| 09/24 L 17-34 | | at Minnesota | | 66,390 | | Martin | | 138 | | 406 | | 2.9 | | 27 | | 3 | | | | | | | | | | | | | |
| 10/01 W 25-23 | | N.Y. Giants | | 63,916 | | Rodgers | | 64 | | 244 | | 3.8 | | 36 | | 1 | | | | | | | | | | | | | |
| 10/05 L 14-19 | | New England | | 64,476 | | Winston | | 33 | | 135 | | 4.1 | | 17 | | 1 | | | | | | | | | | | | | |
| 10/15 L 33-38 | | at Arizona | | 63,999 | | Sims | | 21 | | 95 | | 4.5 | | 21 | | 0 | | | | | | | | | | | | | |
| 10/22 L 27-30 | | at Buffalo | | 68,561 | | Fitzpatrick | | 15 | | 78 | | 5.2 | | 15 | | 0 | | | | | | | | | | | | | |
| 10/29 L 3-17 | | Carolina | | 58,545 | | Jackson | | 3 | | 38 | | 12.7 | | 23 | | 0 | | | | | | | | | | | | | |
| 11/05 L 10-30 | | at New Orleans | | 73,121 | | Reedy TM | | 3 | | 17 | | 5.7 | | 10 | | 0 | | | | | | | | | | | | | |
| 11/12 W 15-10 | | N.Y. Jets | | 57,911 | | Wilson | | 3 | | 8 | | 2.7 | | 8 | | 0 | | | | | | | | | | | | | |
| 11/19 W 30-20 | | at Miami | | 65,089 | | Humphries | | 1 | | 6 | | 6.0 | | 6 | | 0 | | | | | | | | | | | | | |
| 11/26 L 20-34 | | at Atlanta | | 71,036 | | TEAM | | 389 | | 1450 | | 3.7 | | 36 | | 8 | | | | | | | | | | | | | |
| 12/03 L 20-26 OT | | at Green Bay | | 77,684 | | OPPONENTS | | 440 | | 1880 | | 4.3 | | 69 | | 17 | | | | | | | | | | | | | |
| 12/10 L 21-24 | | Detroit | | 60,372 | | * RECEIVING | | No. | | Yds | | Avg | | Long | | TD | | | | | | | | | | | | | |
| 12/18 L 21-24 | | Atlanta | | 62,382 | | M. Evans | | 71 | | 1001 | | 14.1 | | 42t | | 5 | | | | | | | | | | | | | |
| 12/24 L 19-22 | | at Carolina | | 71,463 | | Humphries | | 61 | | 631 | | 10.3 | | 43 | | 1 | | | | | | | | | | | | | |
| 12/31 W 31-24 | | New Orleans | | 55,376 | | Jackson | | 50 | | 668 | | 13.4 | | 41 | | 3 | | | | | | | | | | | | | |
| | | T.B. | | Opp. | | Brate | | 48 | | 591 | | 12.3 | | 35 | | 6 | | | | | | | | | | | | | |
| TOTAL FIRST DOWNS | | 352 | | 327 | | Sims | | 35 | | 249 | | 7.1 | | 25 | | 1 | | | | | | | | | | | | | |
| Rushing | | 76 | | 102 | | Godwin | | 34 | | 525 | | 15.4 | | 70 | | 1 | | | | | | | | | | | | | |
| Passing | | 243 | | 202 | | Howard | | 26 | | 432 | | 16.6 | | 58t | | 6 | | | | | | | | | | | | | |
| Penalty | | 33 | | 23 | | Barber | | 16 | | 114 | | 7.1 | | 34 | | 0 | | | | | | | | | | | | | |
| 3rd Down: Made/Att | | 85/196 | | 104/216 | | Martin | | 9 | | 84 | | 9.3 | | 17 | | 0 | | | | | | | | | | | | | |
| 3rd Down Pct. | | 43.4 | | 48.1 | | Rodgers | | 9 | | 74 | | 8.2 | | 15 | | 0 | | | | | | | | | | | | | |
| 4th Down: Made/Att | | 4/8 | | 2/9 | | Martino | | 5 | | 96 | | 19.2 | | 39 | | 0 | | | | | | | | | | | | | |
| 4th Down Pct. | | 50.0 | | 22.2 | | Cross | | 5 | | 58 | | 11.6 | | 23 | | 0 | | | | | | | | | | | | | |
| POSSESSION AVG. | | 29:36 | | 30:24 | | Stocker TM | | 3 | | 18 | | 6.0 | | 8t | | 1 | | | | | | | | | | | | | |
| TOTAL NET YARDS | | 5816 | | 6049 | | Auclair | | 2 | | 25 | | 12.5 | | 14 | | 0 | | | | | | | | | | | | | |
| Avg. Per Game | | 363.5 | | 378.1 | | Reedy TM | | 2 | | 21 | | 10.5 | | 15 | | 0 | | | | | | | | | | | | | |
| Total Plays | | 1034 | | 1011 | | Wilson | | 1 | | 18 | | 18.0 | | 18t | | 1 | | | | | | | | | | | | | |
| Avg. Per Play | | 5.6 | | 6.0 | | Wester | | 1 | | 2 | | 2.0 | | 2t | | 1 | | | | | | | | | | | | | |
| NET YARDS RUSHING | | 1450 | | 1880 | | TEAM | | 378 | | 4607 | | 12.2 | | 70 | | 26 | | | | | | | | | | | | | |
| Avg. Per Game | | 90.6 | | 117.5 | | OPPONENTS | | 371 | | 4306 | | 11.6 | | 61t | | 22 | | | | | | | | | | | | | |
| Total Rushes | | 389 | | 440 | | * INTERCEPTIONS | | No. | | Yds | | Avg | | Long | | TD | | | | | | | | | | | | | |
| NET YARDS PASSING | | 4366 | | 4169 | | Alexander | | 3 | | 70 | | 23.3 | | 28 | | 0 | | | | | | | | | | | | | |
| Avg. Per Game | | 272.9 | | 260.6 | | Grimes | | 3 | | 67 | | 22.3 | | 39 | | 0 | | | | | | | | | | | | | |
| Sacked/Yards Lost | | 40/241 | | 22/137 | | McClain | | 3 | | 53 | | 17.7 | | 47t | | 1 | | | | | | | | | | | | | |
| Gross Yards | | 4607 | | 4306 | | J. Evans | | 3 | | 28 | | 9.3 | | 15 | | 0 | | | | | | | | | | | | | |
| Att./Completions | | 605/378 | | 549/371 | | Conte | | 1 | | 0 | | 0.0 | | 0 | | 0 | | | | | | | | | | | | | |
| Completion Pct. | | 62.5 | | 67.6 | | TEAM | | 13 | | 218 | | 16.8 | | 47t | | | | | | | | | | | | | | | |

| | | | | | | | | | | | | | | | | | | | | | | | |
|--------------------|------------------|--------|--|--|--|--|--|--|--|-----------|--|--|--|--|--|-------------|------|-------|------|---------------------|--|--|--|
| WON 7, LOST 9 | | | | | | | | | | * RUSHING | | | | | | | | | | No. Yds Avg Long TD | | | |
| 09/10 L 17-30 | Philadelphia | | | | | | | | | | | | | | | 175 | 603 | 3.4 | 30 | 1 | | | |
| 09/17 W 27-20 | at L.A. Rams | | | | | | | | | | | | | | | 64 | 294 | 4.6 | 61t | 2 | | | |
| 09/24 W 27-10 | Oakland | | | | | | | | | | | | | | | 62 | 194 | 3.1 | 21 | 3 | | | |
| 10/02 L 20-29 | at Kansas City | | | | | | | | | | | | | | | 49 | 179 | 3.7 | 18 | 4 | | | |
| 10/15 W 26-24 | San Francisco | | | | | | | | | | | | | | | 21 | 79 | 3.8 | 16 | 0 | | | |
| 10/23 L 24-34 | at Philadelphia | | | | | | | | | | | | | | | 7 | 34 | 4.9 | 11 | 0 | | | |
| 10/29 L 19-33 | Dallas | | | | | | | | | | | | | | | 9 | 32 | 3.6 | 11 | 0 | | | |
| 11/05 W 17-14 | at Seattle | | | | | | | | | | | | | | | 9 | 32 | 3.6 | 11 | 0 | | | |
| 11/12 L 30-38 | Minnesota | | | | | | | | | | | | | | | 8 | 29 | 3.6 | 11 | 0 | | | |
| 11/19 L 31-34 OT | at New Orleans | | | | | | | | | | | | | | | 3 | 14 | 4.7 | 8 | 0 | | | |
| 11/23 W 20-10 | N.Y. Giants | | | | | | | | | | | | | | | 3 | 14 | 4.7 | 8 | 0 | | | |
| 11/30 L 14-38 | at Dallas | | | | | | | | | | | | | | | 2 | 4 | 2.0 | 5 | 0 | | | |
| 12/10 L 13-30 | at L.A. Chargers | | | | | | | | | | | | | | | 1 | -14 | -14.0 | -14 | 0 | | | |
| 12/17 W 20-15 | Arizona | | | | | | | | | | | | | | | 401 | 1448 | 3.6 | 61t | 10 | | | |
| 12/24 W 27-11 | Denver | | | | | | | | | | | | | | | 472 | 2146 | 4.5 | 75t | 13 | | | |
| 12/31 L 10-18 | at N.Y. Giants | | | | | | | | | | | | | | | * RECEIVING | | | | | | | |
| | Wash. | Opp. | | | | | | | | | | | | | | No. | Yds | Avg | Long | TD | | | |
| | | | | | | | | | | | | | | | | 66 | 789 | 12.0 | 41 | 3 | | | |
| TOTAL FIRST DOWNS | 278 | 307 | | | | | | | | | | | | | | 45 | 573 | 12.7 | 40t | 4 | | | |
| Rushing | 66 | 105 | | | | | | | | | | | | | | 43 | 648 | 15.1 | 69 | 3 | | | |
| Passing | 191 | 171 | | | | | | | | | | | | | | 39 | 510 | 13.1 | 74 | 4 | | | |
| Penalty | 21 | 31 | | | | | | | | | | | | | | 35 | 502 | 14.3 | 52t | 6 | | | |
| 3rd Down: Made/Att | 66/204 | 83/226 | | | | | | | | | | | | | | 27 | 211 | 7.8 | 20 | 2 | | | |
| 3rd Down Pct. | 32.4 | 36.7 | | | | | | | | | | | | | | 22 | 182 | 8.3 | 25 | 1 | | | |
| 4th Down: Made/Att | 9/16 | 9/15 | | | | | | | | | | | | | | 20 | 240 | 12.0 | 44t | 1 | | | |
| 4th Down Pct. | 56.3 | 60.0 | | | | | | | | | | | | | | 14 | 128 | 9.1 | 36t | 1 | | | |
| POSSESSION AVG. | 29:40 | 30:20 | | | | | | | | | | | | | | 13 | 94 | 7.2 | 32 | 0 | | | |
| TOTAL NET YARDS | 5199 | 5566 | | | | | | | | | | | | | | 6 | 76 | 12.7 | 31 | 0 | | | |
| Avg. Per Game | 324.9 | 347.9 | | | | | | | | | | | | | | 6 | 36 | 6.0 | 12 | 0 | | | |
| Total Plays | 982 | 1045 | | | | | | | | | | | | | | 6 | 36 | 6.0 | 12 | 0 | | | |
| Avg. Per Play | 5.3 | 5.3 | | | | | | | | | | | | | | 4 | 62 | 15.5 | 36t | 1 | | | |
| NET YARDS RUSHING | 1448 | 2146 | | | | | | | | | | | | | | 4 | 18 | 4.5 | 9 | 0 | | | |
| Avg. Per Game | 90.5 | 134.1 | | | | | | | | | | | | | | 2 | 13 | 6.5 | 7t | 1 | | | |
| Total Rushes | 401 | 472 | | | | | | | | | | | | | | 1 | 11 | 11.0 | 11 | 0 | | | |
| NET YARDS PASSING | 3751 | 3420 | | | | | | | | | | | | | | | | | | | | | |



2017

PLAY-BY-PLAYS

TITANS DISAPPOINTED AFTER SEASON-OPENING LOSS TO RAIDERS

**BY JIM WYATT
TITANS ONLINE
SEPTEMBER 10, 2017**

NASHVILLE, Tenn. – Titans tight end Delanie Walker didn't dig too deep when searching for the biggest takeaway from the season opener.

In his mind, it was plain and simple.

"We lost the game," Walker said after the team's 26-16 loss to the Raiders. "That's the biggest takeaway. We lost the game, and that is all that matters. They made more plays than us, and they won the game."

Walker said the team's mentality heading into Week 2 should be just as clear.

"We should have a sense of urgency," Walker said. "But that should always be our mindset. If you don't have a sense of urgency, we don't want you on this team. So we have to come back, fight back, and try and win next week."

What happened on Sunday wasn't what the Titans had in mind to kick off the 2017 season.

The Titans had their moments, but in the end they only felt the disappointment of a season-opening loss. On offense, the Titans didn't make enough plays in the red zone. On defense, the Titans allowed Raiders quarterback Derek Carr and his receivers to make too many plays on them. Raiders running back Marshawn Lynch also did too much damage.

"It's very difficult," linebacker Brian Orakpo said. "I am disappointed, but I know what kind of team we have. We have a lot of football to play, this is one game. We have 15 games to play."

Titans coach Mike Mularkey gave credit to Oakland.

"(They) put us in our place and beat us," Mularkey said. "To me that's two good football teams that played today. I thought it was going to be a close game; it was a close game."

"... We've got to do some things better in some areas, but there were some good things we can build off of, and obviously there were some things we can clean up."

Titans quarterback Marcus Mariota completed 25-of-41 passes for 256 yards in the game, and he scored on a 10-yard touchdown run in the first quarter.

Carr, meanwhile, completed 22-of-32 passes for 262 yards and two touchdowns. He connected with receivers Michael Crabtree (6 catches, 83 yards) and Amari Cooper (five catches, 62 yards) throughout the day, and also threw a 19-yard touchdown pass to receiver Seth Roberts. Lynch ran for 76 yards tough yards against the Titans.

There was action right out of the gate in this one.

After the Titans failed to recover their onside kick on the opening kickoff, the Raiders scored on an eight-yard touchdown pass from quarterback Carr to Cooper, which capped off a four-play, 50-yard drive.

But the Titans immediately responded, in impressive fashion.

Mariota guided a 12-play, 75-yard drive that ended with a touchdown run to his left. He picked up a key block from Walker on the way to the end zone.

The Titans converted three third-down chances on the drive, with a pair of catches from receiver Rishard Matthews, and then an impressive grab from rookie Corey Davis, who went up high to take the ball away from Raiders defender David Amerson. It was 7-7 with 6:58 left in the first quarter.

The teams traded field goals to close out the first half, and Oakland led 13-10. The Raiders stretched the

lead to 16-10 on a 52-yard field goal by kicker Giorgio Tavecchio.

The Titans then cut the score to 16-13 on a 26-yard field goal by Ryan Succop on the final play of the third quarter, but there was frustration. It marked the second time the Titans had to settle for a field goal after a long drive.

"That was critical," Mariota said. "We couldn't score touchdowns in there."

The Raiders stretched the lead to 23-13 on the touchdown pass from Carr to Roberts, who caught the ball in between cornerbacks Logan Ryan and Brice McCain in the end zone.

Succop's third field goal of the game, a 52-yarder with 4:49 left, cut the lead to 23-16, but another field goal by Tavecchio, this one from 43 yards out with 1:14 left, clinched it.

Davis caught six passes for 69 yards in his NFL debut, and rookie cornerback Adoree' Jackson also started for the Titans.

The Titans are scheduled to face the Jaguars next Sunday in Jacksonville.

"It's stupid tough (to lose the opener), especially at home, knowing that we want to control home field advantage as much as possible and make sure no one comes in here and put any points on that board," Titans defensive lineman Jurrell Casey said.

"It's definitely a shot to the heart and a shot to my pride to let someone come in here and run up and down on us like that. We just have to come back stronger and make sure we bounce back for the next 15 (games)."

###

Week 1

National Football League Game Summary

NFL Copyright © 2017 by The National Football League. All rights reserved. This summary and play-by-play is for the express purpose of assisting media in their coverage of the game; any other use of this material is prohibited without the written permission of the National Football League. Updated: 9/14/2017

Date: Sunday, 9/10/2017 **Oakland Raiders at Tennessee Titans** Start Time: 12:03 PM Central
at Nissan Stadium, Nashville, TN

Game Day Weather
Game Weather: Sunny Temp: 72° F (22.2° C) Humidity: 50%, Wind: NE 7 mph
Played Outdoors on Turf: Grass Outdoor Weather: Sunny,

Officials
Referee: Boger, Jerome (23) Umpire: Hall, Richard (49) Down Judge: Camp, Ed (134)
Line Judge: Carr, Mike (63) Field Judge: Hall, Eugene (103) Side Judge: Coleman IV, Walt (87)
Back Judge: Steratore, Tony (112) Replay Official: McGrath, John (0)

| Oakland Raiders | | | | Tennessee Titans | | | |
|-----------------|---------------|---------|-----------------|------------------|---------------|---------|-----------------|
| Offense | | Defense | | Offense | | Defense | |
| WR | 15 M.Crabtree | DE | 97 M.Edwards | WR | 18 R.Matthews | DE | 90 D.Jones |
| LT | 72 D.Penn | DT | 94 E.Vanderdoes | TE | 82 D.Walker | NT | 96 S.Williams |
| LG | 70 K.Osemele | NT | 78 J.Ellis | LT | 77 T.Lewan | DT | 99 J.Casey |
| C | 61 R.Hudson | DE | 52 K.Mack | LG | 67 Q.Spain | OLB | 91 D.Morgan |
| RG | 66 G.Jackson | SLB | 51 B.Irvin | C | 60 B.Jones | ILB | 59 W.Woodyard |
| RT | 73 M.Newhouse | MLB | 55 M.Lee | RG | 64 J.Kline | ILB | 54 A.Williamson |
| TE | 87 J.Cook | WLB | 57 C.James | RT | 78 J.Conklin | OLB | 98 B.Orakpo |
| WR | 89 A.Cooper | LCB | 29 D.Amerson | WR | 87 E.Decker | CB | 25 A.Jackson |
| QB | 4 D.Carr | RCB | 38 T.Carrie | QB | 8 M.Mariota | SS | 37 J.Cyprien |
| RB | 24 M.Lynch | FS | 27 R.Nelson | TE | 81 J.Smith | FS | 31 K.Byard |
| TE | 86 L.Smith | SS | 42 K.Joseph | RB | 29 D.Murray | CB | 26 L.Ryan |

| Substitutions | Substitutions |
|--|--|
| K 2 G.Tavecchio, P 7 M.King, WR 10 S.Roberts, WR 16 J.Holton, CB 21 S.Smith, CB 23 D.McDonald, S 26 S.Luani, RB 30 J.Richard, CB 32 A.Hamilton, RB 33 D.Washington, DB 41 E.Harris, LB-DE 47 J.Cowser, LB 50 N.Morrow, LB 56 X.Woodson-Luster, LB 58 T.Adams, LS 59 J.Condo, G/T 74 V.Alexander, G/C 76 J.Feliciano, WR 84 C.Patterson, TE 88 C.Walford, DT 90 T.Hester, DT 96 D.Autry | K 4 R.Succop, P 6 B.Kern, WR 13 T.Taylor, WR 14 E.Weems, S 21 D.Searcy, RB 22 D.Henry, CB 23 B.McCain, CB 24 K.Reed, RB 32 D.Fluellen, CB 33 T.Smith, S 41 B.Trawick, FB 45 J.Fowler, LS 48 B.Brinkley, OLB 52 A.Wallace, LB 53 D.Bates, LB 55 J.Brown, C 62 B.Schwenke, T 71 D.Kelly, WR 84 C.Davis, TE 89 P.Supernaw, OLB 93 E.Walden, DL 94 A.Johnson, DL 97 K.Klug |

| Did Not Play | Did Not Play |
|---|---|
| QB 3 E.Manuel, DE 95 J.Ward | QB 16 M.Cassel |
| Not Active | Not Active |
| QB 18 C.Cook, CB 22 G.Conley, DB 39 K.McGill, FB 49 J.Olawale, T 69 J.Ware, T 71 D.Sharpe, DT 75 D.Latham | DB 35 C.Riley, CB 36 L.Sims, OLB 44 J.Carraway, LB 50 N.Palmer, G 61 C.Levin, OLB 92 K.Dodd, DE 95 D.King |

| Field Goals (made () & missed) | | | | | | | |
|---------------------------------|------------------|---------------------|----------|---|---------------------|----|----|
| G.Tavecchio | | (20) (52) (52) (43) | R.Succop | | (23) (26) (52) 52WR | | |
| | | | 1 | 2 | 3 | 4 | OT |
| VISITOR: | Oakland Raiders | | 7 | 6 | 3 | 10 | 0 |
| HOME: | Tennessee Titans | | 7 | 3 | 3 | 3 | 0 |

| Scoring Plays | | | | | | Visitor | Home |
|---------------|-----|-------|---|--|--|---------|------|
| Team | Qtr | Time | Play Description (Extra Point) (Drive Info) | | | | |
| Raiders | 1 | 12:49 | A.Cooper 8 yd. pass from D.Carr (G.Tavecchio kick) (4-50, 2:11) | | | 7 | 0 |
| Titans | 1 | 6:58 | M.Mariota 10 yd. run (R.Succop kick) (12-75, 5:51) | | | 7 | 7 |
| Raiders | 2 | 14:55 | G.Tavecchio 20 yd. Field Goal (15-73, 7:03) | | | 10 | 7 |
| Titans | 2 | 0:43 | R.Succop 23 yd. Field Goal (15-93, 6:20) | | | 10 | 10 |
| Raiders | 2 | 0:00 | G.Tavecchio 52 yd. Field Goal (5-41, 0:43) | | | 13 | 10 |
| Raiders | 3 | 4:31 | G.Tavecchio 52 yd. Field Goal (8-29, 4:11) | | | 16 | 10 |
| Titans | 3 | 0:00 | R.Succop 26 yd. Field Goal (9-67, 4:31) | | | 16 | 13 |
| Raiders | 4 | 11:58 | S.Roberts 19 yd. pass from D.Carr (G.Tavecchio kick) (7-70, 3:02) | | | 23 | 13 |
| Titans | 4 | 4:49 | R.Succop 52 yd. Field Goal (8-46, 1:55) | | | 23 | 16 |
| Raiders | 4 | 1:09 | G.Tavecchio 43 yd. Field Goal (9-34, 3:40) | | | 26 | 16 |

Oakland Raiders vs Tennessee Titans
9/10/2017 at Nissan Stadium

Final Team Statistics

| | Visitor Raiders | Home Titans |
|--|--------------------|----------------|
| TOTAL FIRST DOWNS | 22 | 21 |
| By Rushing | 5 | 5 |
| By Passing | 16 | 15 |
| By Penalty | 1 | 1 |
| THIRD DOWN EFFICIENCY | 5-12-42% | 7-14-50% |
| FOURTH DOWN EFFICIENCY | 1-1-100% | 0-0-0% |
| TOTAL NET YARDS | 359 | 350 |
| Total Offensive Plays (inc. times thrown passing) | 63 | 63 |
| Average gain per offensive play | 5.7 | 5.6 |
| NET YARDS RUSHING | 109 | 95 |
| Total Rushing Plays | 29 | 21 |
| Average gain per rushing play | 3.8 | 4.5 |
| Tackles for a loss-number and yards | 1-2 | 3-4 |
| NET YARDS PASSING | 250 | 255 |
| Times thrown - yards lost attempting to pass | 2-12 | 1-1 |
| Gross yards passing | 262 | 256 |
| PASS ATTEMPTS-COMPLETIONS-HAD INTERCEPTED | 32-22-0 | 41-25-0 |
| Avg gain per pass play (inc.# thrown passing) | 7.4 | 6.1 |
| KICKOFFS Number-In End Zone-Touchbacks | 6-6-5 | 5-4-3 |
| PUNTS Number and Average | 3-52.7 | 4-47.0 |
| Had Blocked | 0 | 0 |
| FGs - PATs Had Blocked | 0-0 | 0-0 |
| Net Punting Average | 44.3 | 40.8 |
| TOTAL RETURN YARDAGE (Not Including Kickoffs) | 5 | 5 |
| No. and Yards Punt Returns | 2-5 | 1-5 |
| No. and Yards Kickoff Returns | 1-41 | 1-35 |
| No. and Yards Interception Returns | 0-0 | 0-0 |
| PENALTIES Number and Yards | 5-49 | 5-49 |
| FUMBLES Number and Lost | 3-0 | 0-0 |
| TOUCHDOWNS | 2 | 1 |
| Rushing | 0 | 1 |
| Passing | 2 | 0 |
| EXTRA POINTS Made-Attempts | 2-2 | 1-1 |
| Kicking Made-Attempts | 2-2 | 1-1 |
| FIELD GOALS Made-Attempts | 4-4 | 3-4 |
| RED ZONE EFFICIENCY | 2-3-67% | 1-3-33% |
| GOAL TO GO EFFICIENCY | 1-2-50% | 1-2-50% |
| SAFETIES | 0 | 0 |
| FINAL SCORE | 26 | 16 |
| TIME OF POSSESSION | 31:39 | 28:21 |

Oakland Raiders vs Tennessee Titans
9/10/2017 at Nissan Stadium

Final Individual Statistics

Oakland Raiders

| RUSHING | ATT | YDS | AVG | LG | TD |
|--------------|-----|-----|-----|----|----|
| M.Lynch | 18 | 76 | 4.2 | 14 | 0 |
| J.Richard | 5 | 22 | 4.4 | 9 | 0 |
| C.Patterson | 1 | 5 | 5.0 | 5 | 0 |
| D.Washington | 3 | 4 | 1.3 | 4 | 0 |
| D.Carr | 2 | 2 | 1.0 | 3 | 0 |
| Total | 29 | 109 | 3.8 | 14 | 0 |

| PASSING | ATT | CMP | YDS | SK/YD | TD | LG | IN | RT |
|---------|-----|-----|-----|-------|----|----|----|-------|
| D.Carr | 32 | 22 | 262 | 2/12 | 2 | 25 | 0 | 114.3 |
| Total | 32 | 22 | 262 | 2/12 | 2 | 25 | 0 | 114.3 |

| PASS RECEIVING | TAR | REC | YDS | AVG | LG | TD |
|----------------|-----|-----|-----|------|----|----|
| M.Crabtree | 7 | 6 | 83 | 13.8 | 25 | 0 |
| A.Cooper | 13 | 5 | 62 | 12.4 | 23 | 1 |
| J.Cook | 5 | 5 | 56 | 11.2 | 22 | 0 |
| D.Washington | 2 | 2 | 18 | 9.0 | 13 | 0 |
| S.Roberts | 1 | 1 | 19 | 19.0 | 19 | 1 |
| M.Lynch | 2 | 1 | 16 | 16.0 | 16 | 0 |
| J.Richard | 1 | 1 | 6 | 6.0 | 6 | 0 |
| C.Patterson | 1 | 1 | 2 | 2.0 | 2 | 0 |
| Total | 32 | 22 | 262 | 11.9 | 25 | 2 |

| INTERCEPTIONS | NO | YDS | AVG | LG | TD |
|---------------|----|-----|-----|----|----|
| Total | 0 | 0 | 0 | 0 | 0 |

| PUNTING | NO | YDS | AVG | NET | TB | IN20 | LG |
|---------|----|-----|------|------|----|------|----|
| M.King | 3 | 158 | 52.7 | 44.3 | 1 | 1 | 59 |
| Total | 3 | 158 | 52.7 | 44.3 | 1 | 1 | 59 |

| PUNT RETURNS | NO | YDS | AVG | FC | LG | TD |
|--------------|----|-----|-----|----|----|----|
| J.Richard | 2 | 5 | 2.5 | 1 | 5 | 0 |
| [TOUCHBACK] | 1 | 0 | 0.0 | 0 | 0 | 0 |
| Total | 2 | 5 | 2.5 | 1 | 5 | 0 |

| KICKOFF RETURNS | NO | YDS | AVG | FC | LG | TD |
|-----------------|----|-----|------|----|----|----|
| C.Patterson | 1 | 41 | 41.0 | 0 | 41 | 0 |
| [TOUCHBACK] | 3 | 0 | 0.0 | 0 | 0 | 0 |
| Total | 1 | 41 | 41.0 | 0 | 41 | 0 |

Tennessee Titans

| RUSHING | ATT | YDS | AVG | LG | TD |
|-----------|-----|-----|-----|----|----|
| D.Murray | 12 | 44 | 3.7 | 21 | 0 |
| M.Mariota | 3 | 26 | 8.7 | 15 | 1 |
| D.Henry | 6 | 25 | 4.2 | 8 | 0 |
| Total | 21 | 95 | 4.5 | 21 | 1 |

| PASSING | ATT | CMP | YDS | SK/YD | TD | LG | IN | RT |
|-----------|-----|-----|-----|-------|----|----|----|------|
| M.Mariota | 41 | 25 | 256 | 1/1 | 0 | 24 | 0 | 78.9 |
| Total | 41 | 25 | 256 | 1/1 | 0 | 24 | 0 | 78.9 |

| PASS RECEIVING | TAR | REC | YDS | AVG | LG | TD |
|----------------|-----|-----|-----|------|----|----|
| D.Walker | 9 | 7 | 76 | 10.9 | 23 | 0 |
| C.Davis | 10 | 6 | 69 | 11.5 | 23 | 0 |
| R.Matthews | 9 | 5 | 71 | 14.2 | 24 | 0 |
| E.Decker | 8 | 3 | 10 | 3.3 | 8 | 0 |
| D.Murray | 2 | 2 | 16 | 8.0 | 12 | 0 |
| T.Taylor | 2 | 2 | 14 | 7.0 | 10 | 0 |
| J.Smith | 1 | 0 | 0 | 0.0 | 0 | 0 |
| Total | 41 | 25 | 256 | 10.2 | 24 | 0 |

| INTERCEPTIONS | NO | YDS | AVG | LG | TD |
|---------------|----|-----|-----|----|----|
| Total | 0 | 0 | 0 | 0 | 0 |

| PUNTING | NO | YDS | AVG | NET | TB | IN20 | LG |
|---------|----|-----|------|------|----|------|----|
| B.Kern | 4 | 188 | 47.0 | 40.8 | 1 | 2 | 53 |
| Total | 4 | 188 | 47.0 | 40.8 | 1 | 2 | 53 |

| PUNT RETURNS | NO | YDS | AVG | FC | LG | TD |
|--------------|----|-----|-----|----|----|----|
| A.Jackson | 1 | 5 | 5.0 | 0 | 5 | 0 |
| [DOWNED] | 1 | 0 | 0.0 | 0 | 0 | 0 |
| [TOUCHBACK] | 1 | 0 | 0.0 | 0 | 0 | 0 |
| Total | 1 | 5 | 5.0 | 0 | 5 | 0 |

| KICKOFF RETURNS | NO | YDS | AVG | FC | LG | TD |
|-----------------|----|-----|------|----|----|----|
| A.Jackson | 1 | 35 | 35.0 | 0 | 35 | 0 |
| [TOUCHBACK] | 5 | 0 | 0.0 | 0 | 0 | 0 |
| Total | 1 | 35 | 35.0 | 0 | 35 | 0 |

Oakland Raiders

| FUMBLES | FUM | LOST | OWN-REC | YDS | TD | FORCED | OPP-REC | YDS | TD | OUT-BDS |
|-----------|-----|------|---------|-----|----|--------|---------|-----|----|---------|
| D.Carr | 1 | 0 | 0 | 0 | 0 | 0 | 0 | 0 | 0 | 1 |
| A.Cooper | 1 | 0 | 0 | 0 | 0 | 0 | 0 | 0 | 0 | 1 |
| J.Richard | 1 | 0 | 0 | 0 | 0 | 0 | 0 | 0 | 0 | 1 |
| Total | 3 | 0 | 0 | 0 | 0 | 0 | 0 | 0 | 0 | 3 |

Tennessee Titans

| FUMBLES | FUM | LOST | OWN-REC | YDS | TD | FORCED | OPP-REC | YDS | TD | OUT-BDS |
|----------|-----|------|---------|-----|----|--------|---------|-----|----|---------|
| B.Orakpo | 0 | 0 | 0 | 0 | 0 | 1 | 0 | 0 | 0 | 0 |
| L.Ryan | 0 | 0 | 0 | 0 | 0 | 1 | 0 | 0 | 0 | 0 |
| Total | 0 | 0 | 0 | 0 | 0 | 2 | 0 | 0 | 0 | 0 |

Play By Play

First Quarter

9/10/2017

OAK wins toss, elects to Receive, and TEN elects to defend the South goal.

R.Succop kicks onside 15 yards from TEN 35 to 50. S.Luani (didn't try to advance) to 50 for no gain (T.Smith).

Oakland Raiders at 15:00, (1st play from scrimmage 14:58)

| | | |
|-------------|---|----|
| 1-10-50 | (14:58) D.Carr pass short right to A.Cooper to TEN 44 for 6 yards (A.Jackson). | |
| 2-4-TEN 44 | (14:16) M.Lynch right tackle to TEN 30 for 14 yards (K.Byard). | R1 |
| 1-10-TEN 30 | (13:40) (Shotgun) D.Carr pass short right to J.Cook ran ob at TEN 8 for 22 yards. | P2 |
| 1-8-TEN 8 | (13:02) (Shotgun) D.Carr pass short right to A.Cooper for 8 yards, TOUCHDOWN. The Replay Official reviewed the runner was down by contact ruling, and the play was Upheld. The ruling on the field was confirmed. G.Tavecchio extra point is GOOD, Center-J.Condo, Holder-M.King. | P3 |

OAK 7 TEN 0, 4 plays, 50 yards, 2:11 drive, 2:11 elapsed

G.Tavecchio kicks 65 yards from OAK 35 to end zone, Touchback.

Tennessee Titans at 12:49

| | | |
|-------------|---|----|
| 1-10-TEN 25 | (12:49) M.Mariota pass incomplete short left to R.Matthews [E.Vanderdoes]. | |
| 2-10-TEN 25 | (12:44) M.Mariota pass incomplete short right to E.Decker (B.Irvin). | |
| 3-10-TEN 25 | (12:39) (Shotgun) M.Mariota pass deep middle to R.Matthews to TEN 44 for 19 yards (K.Joseph). | P1 |
| 1-10-TEN 44 | (11:57) D.Murray left tackle to TEN 49 for 5 yards (J.Ellis). | |
| 2-5-TEN 49 | (11:18) D.Murray right guard to OAK 46 for 5 yards (M.Edwards; K.Joseph). | R2 |
| 1-10-OAK 46 | (10:40) D.Murray left guard to OAK 44 for 2 yards (T.Carrie). | |
| 2-8-OAK 44 | (9:59) (Shotgun) M.Mariota pass incomplete short middle to E.Decker. | |
| 3-8-OAK 44 | (9:55) (Shotgun) M.Mariota pass short right to R.Matthews to OAK 35 for 9 yards (D.McDonald). | P3 |
| 1-10-OAK 35 | (9:11) D.Murray up the middle to OAK 34 for 1 yard (K.Mack). | |
| 2-9-OAK 34 | (8:31) (Shotgun) D.Murray right guard to OAK 33 for 1 yard (M.Edwards). | |
| 3-8-OAK 33 | (7:49) (Shotgun) M.Mariota pass deep right to C.Davis to OAK 10 for 23 yards (D.Amerson). | P4 |
| 1-10-OAK 10 | (7:04) (Shotgun) M.Mariota left end for 10 yards, TOUCHDOWN. R.Succop extra point is GOOD, Center-B.Brinkley, Holder-B.Kern. | R5 |

OAK 7 TEN 7, 12 plays, 75 yards, 5:51 drive, 8:02 elapsed

R.Succop kicks 65 yards from TEN 35 to end zone, Touchback.

Oakland Raiders at 6:58

| | | |
|-------------|--|----|
| 1-10-OAK 25 | (6:58) M.Lynch left tackle to OAK 29 for 4 yards (S.Williams; W.Woodyard). | |
| 2-6-OAK 29 | (6:16) (Shotgun) D.Carr pass incomplete short left to A.Cooper. | |
| 3-6-OAK 29 | (6:11) (Shotgun) D.Carr pass short left to J.Cook to OAK 41 for 12 yards (J.Brown; J.Cyprien). | P4 |
| 1-10-OAK 41 | (5:28) C.Patterson left end to OAK 46 for 5 yards (K.Byard). | |
| 2-5-OAK 46 | (4:40) (Shotgun) D.Carr pass short left to M.Crabtree pushed ob at TEN 45 for 9 yards (B.McCain). PENALTY on OAK-M.Crabtree, Offensive Pass Interference, 10 yards, enforced at OAK 46 - No Play. | |
| 2-15-OAK 36 | (4:09) (Shotgun) D.Carr pass incomplete short left to A.Cooper. | |
| 3-15-OAK 36 | (4:05) (Shotgun) D.Carr pass incomplete deep right to M.Crabtree [E.Walden]. PENALTY on TEN-A.Jackson, Defensive Pass Interference, 24 yards, enforced at OAK 36 - No Play. | X5 |
| 1-10-TEN 40 | (3:59) M.Lynch up the middle to TEN 37 for 3 yards (W.Woodyard). | |
| 2-7-TEN 37 | (3:23) (Shotgun) D.Carr pass short middle to M.Crabtree to TEN 12 for 25 yards (K.Klug). | P6 |
| 1-10-TEN 12 | (2:51) M.Lynch left tackle to TEN 7 for 5 yards (W.Woodyard). | |
| 2-5-TEN 7 | (2:10) (Shotgun) D.Carr pass short left to C.Patterson to TEN 5 for 2 yards (T.Smith). | |
| 3-3-TEN 5 | (1:25) M.Lynch up the middle to TEN 3 for 2 yards (D.Morgan; J.Cyprien). Timeout #1 by OAK at 00:45. | |
| 4-1-TEN 3 | (:45) M.Lynch right guard to TEN 2 for 1 yard (W.Woodyard). | R7 |
| 1-2-TEN 2 | (:10) D.Carr pass incomplete short right to A.Cooper. | |
| 2-2-TEN 2 | (:07) (Shotgun) D.Carr pass incomplete short right to A.Cooper (A.Jackson). | |
| 3-2-TEN 2 | (:02) (Shotgun) D.Carr pass incomplete short middle to A.Cooper (B.Orakpo). | |

END OF QUARTER

| | Score | Time Poss | First Downs | | | | Efficiencies | |
|------------------|-------|-----------|-------------|---|---|---|--------------|--------|
| | | | R | P | X | T | 3 Down | 4 Down |
| Oakland Raiders | 7 | 9:09 | 2 | 4 | 1 | 7 | 1/3 | 1/1 |
| Tennessee Titans | 7 | 5:51 | 2 | 3 | 0 | 5 | 3/3 | 0/0 |

Play By Play

Second Quarter

9/10/2017

Oakland Raiders continued.

4-2-TEN 2 (15:00) (Field Goal formation) G.Tavecchio 20 yard field goal is GOOD, Center-J.Condo, Holder-M.King.

OAK 10 TEN 7, 15 plays, 73 yards, 1 penalty, 7:03 drive, 0:05 elapsed

G.Tavecchio kicks 65 yards from OAK 35 to end zone, Touchback.

Tennessee Titans at 14:55

1-10-TEN 25 (14:55) D.Murray left guard to TEN 25 for no gain (C.James).
 2-10-TEN 25 (14:21) (Shotgun) D.Henry left end pushed ob at TEN 30 for 5 yards (T.Adams).
 3-5-TEN 30 (13:49) (Shotgun) M.Mariota pass short middle to C.Davis to TEN 33 for 3 yards (R.Nelson; K.Joseph) [E.Vanderdoes].
 4-2-TEN 33 (13:09) (Punt formation) B.Kern punts 52 yards to OAK 15, Center-B.Brinkley. J.Richard MUFFS catch, ball out of bounds at OAK 14.

Oakland Raiders at 13:00

1-10-OAK 14 (13:00) D.Washington left guard to OAK 14 for no gain (D.Jones).
 2-10-OAK 14 (12:26) (Shotgun) D.Carr pass short right to A.Cooper to OAK 28 for 14 yards (K.Byard). P8
1-10-OAK 28 (11:50) D.Washington up the middle to OAK 32 for 4 yards (J.Cyprien; A.Williamson).
 2-6-OAK 32 (11:13) (Shotgun) D.Carr pass short right to J.Cook to OAK 38 for 6 yards (K.Byard). P9
1-10-OAK 38 (10:35) J.Richard right tackle to OAK 40 for 2 yards (E.Walden).
 2-8-OAK 40 (10:00) (Shotgun) D.Carr pass deep left to M.Crabtree to TEN 43 for 17 yards (B.McCain). P10
1-10-TEN 43 (9:15) J.Richard left tackle to TEN 41 for 2 yards (J.Cyprien).
 2-8-TEN 41 (8:37) D.Carr sacked at TEN 46 for -5 yards (W.Woodyard).
 3-13-TEN 46 (7:54) (Shotgun) D.Carr sacked at OAK 47 for -7 yards (D.Morgan).
 4-20-OAK 47 (7:14) (Punt formation) M.King punts 51 yards to TEN 2, Center-J.Condo, downed by OAK-C.Patterson.

Tennessee Titans at 7:03

1-10-TEN 2 (7:03) D.Henry left guard to TEN 5 for 3 yards (R.Nelson; C.James).
 2-7-TEN 5 (6:30) D.Henry left guard to TEN 7 for 2 yards (E.Vanderdoes).
 3-5-TEN 7 (5:49) (Shotgun) M.Mariota pass short middle to R.Matthews to TEN 31 for 24 yards (R.Nelson). P6
1-10-TEN 31 (5:08) D.Henry left tackle to TEN 33 for 2 yards (T.Carrie).
 2-8-TEN 33 (4:32) (Shotgun) M.Mariota right tackle to TEN 48 for 15 yards (R.Nelson). R7
1-10-TEN 48 (3:42) (Shotgun) M.Mariota pass incomplete short right to D.Walker.
 2-10-TEN 48 (3:39) (Shotgun) M.Mariota pass short left to T.Taylor pushed ob at OAK 48 for 4 yards (S.Smith).
 3-6-OAK 48 (2:56) (Shotgun) M.Mariota pass short right to D.Walker to OAK 38 for 10 yards (K.Joseph; T.Adams). P8
1-10-OAK 38 (2:13) M.Mariota pass short right to C.Davis to OAK 27 for 11 yards (D.Amerson). P9

Two-Minute Warning

1-10-OAK 27 (2:00) D.Henry left end pushed ob at OAK 19 for 8 yards (T.Carrie).
 2-2-OAK 19 (1:52) (Shotgun) M.Mariota pass short right to C.Davis pushed ob at OAK 8 for 11 yards (T.Carrie). P10
1-8-OAK 8 (1:45) (Shotgun) M.Mariota pass short right to E.Decker to OAK 6 for 2 yards (K.Joseph).
 2-6-OAK 6 (1:04) M.Mariota pass incomplete short right to E.Decker (K.Joseph).
 3-6-OAK 6 (:58) (Shotgun) M.Mariota scrambles left end pushed ob at OAK 5 for 1 yard (T.Carrie).
 4-5-OAK 5 (:48) (Field Goal formation) R.Succop 23 yard field goal is GOOD, Center-B.Brinkley, Holder-B.Kern.

OAK 10 TEN 10, 15 plays, 93 yards, 6:20 drive, 14:17 elapsed

R.Succop kicks 65 yards from TEN 35 to end zone, Touchback.

Oakland Raiders at 0:43

1-10-OAK 25 (:43) (Shotgun) D.Carr pass short right to M.Crabtree pushed ob at OAK 40 for 15 yards (J.Brown). P11
1-10-OAK 40 (:36) (Shotgun) D.Carr pass short right to M.Crabtree ran ob at OAK 48 for 8 yards [K.Byard].
 2-2-OAK 48 (:29) (Shotgun) D.Carr pass short left to D.Washington to TEN 39 for 13 yards (D.Searcy). P12
 Timeout #2 by OAK at 00:20.
1-10-TEN 39 (:20) (Shotgun) D.Carr pass short right to J.Cook to TEN 34 for 5 yards (A.Jackson).
 Timeout #3 by OAK at 00:02.
 2-5-TEN 34 (:02) (Field Goal formation) G.Tavecchio 52 yard field goal is GOOD, Center-J.Condo, Holder-M.King.

OAK 13 TEN 10, 5 plays, 41 yards, 0:43 drive, 15:00 elapsed

| Oakland Raiders vs Tennessee Titans at Nissan Stadium | | | | | | | | |
|---|-------|------|-------------|---|---|---|--------------|--------|
| END OF QUARTER | Score | Time | First Downs | | | | Efficiencies | |
| | | Poss | R | P | X | T | 3 Down | 4 Down |
| Oakland Raiders | 13 | 6:45 | 0 | 5 | 0 | 5 | 0/1 | 0/0 |
| Tennessee Titans | 10 | 8:15 | 1 | 4 | 0 | 5 | 2/4 | 0/0 |

Oakland Raiders vs Tennessee Titans
9/10/2017 at Nissan Stadium

First Half Summary

| PERIOD SCORES | | TIME OF POSSESSION | |
|---------------|----------|--------------------|-------|
| Raiders | 7 6 = 13 | Raiders | 15:54 |
| Titans | 7 3 = 10 | Titans | 14:06 |

| Scoring Plays | | | | | |
|---------------|-----|-------|---|---------|------|
| Team | Qtr | Time | Play Description (Extra Point) (Drive Info) | Visitor | Home |
| Raiders | 1 | 12:49 | A.Cooper 8 yd. pass from D.Carr (G.Tavecchio kick) (4-50, 2:11) | 7 | 0 |
| Titans | 1 | 6:58 | M.Mariota 10 yd. run (R.Succop kick) (12-75, 5:51) | 7 | 7 |
| Raiders | 2 | 14:55 | G.Tavecchio 20 yd. Field Goal (15-73, 7:03) | 10 | 7 |
| Titans | 2 | 0:43 | R.Succop 23 yd. Field Goal (15-93, 6:20) | 10 | 10 |
| Raiders | 2 | 0:00 | G.Tavecchio 52 yd. Field Goal (5-41, 0:43) | 13 | 10 |

| | Oakland Raiders | Tennessee Titans |
|--|-----------------|------------------|
| TOTAL FIRST DOWNS | 12 | 10 |
| First Downs Rushing-Passing-by Penalty | 2 - 9 - 1 | 3 - 7 - 0 |
| THIRD DOWN EFFICIENCY | 1-4-25% | 5-7-71% |
| TOTAL NET YARDS | 183 | 176 |
| Total Offensive Plays | 31 | 29 |
| NET YARDS RUSHING | 42 | 60 |
| NET YARDS PASSING | 141 | 116 |
| Gross Yards Passing | 153 | 116 |
| Times thrown-yards lost attempting to pass | 2-12 | 0-0 |
| Pass Attempts-Completions-Had Intercepted | 18 - 13 - 0 | 15 - 10 - 0 |
| Punts-Number and Average | 1 - 51 | 1 - 53 |
| Penalties-Number and Yards | 1 - 10 | 1 - 24 |
| Fumbles-Number and Lost | 1 - 0 | 0 - 0 |
| Red Zone Efficiency | 1-2-50% | 1-2-50% |
| Average Drive Start | OAK 28 | TEN 17 |

| Oakland Raiders | | | | | | | | | | Tennessee Titans | | | | | | | | | | | | | | | | |
|-----------------|--|--|--|--|-----|-----|-----|-------|----|------------------|----------------|-------|-----------|--|-----|-----|-----|-----|------|-----|-------|----|----|----|------|--|
| RUSHING | | | | | ATT | YDS | AVG | LG | TD | RUSHING | | | | | ATT | YDS | AVG | LG | TD | | | | | | | |
| M.Lynch | | | | | 6 | 29 | 4.8 | 14 | 0 | M.Mariota | | | | | 3 | 26 | 8.7 | 15 | 1 | | | | | | | |
| C.Patterson | | | | | 1 | 5 | 5.0 | 5 | 0 | D.Henry | | | | | 5 | 20 | 4.0 | 8 | 0 | | | | | | | |
| J.Richard | | | | | 2 | 4 | 2.0 | 2 | 0 | D.Murray | | | | | 6 | 14 | 2.3 | 5 | 0 | | | | | | | |
| D.Washington | | | | | 2 | 4 | 2.0 | 4 | 0 | | | | | | | | | | | | | | | | | |
| Total | | | | | 11 | 42 | 3.8 | 14 | 0 | Total | | | | | 14 | 60 | 4.3 | 15 | 1 | | | | | | | |
| PASSING | | | | | ATT | CMP | YDS | SK/YD | TD | LG | IN | RT | PASSING | | | | | ATT | CMP | YDS | SK/YD | TD | LG | IN | RT | |
| D.Carr | | | | | 18 | 13 | 153 | 2/12 | 1 | 25 | 0 | 116.2 | M.Mariota | | | | | 15 | 10 | 116 | 0/0 | 0 | 24 | 0 | 89.9 | |
| Total | | | | | 18 | 13 | 153 | 2/12 | 1 | 25 | 0 | 116.2 | Total | | | | | 15 | 10 | 116 | 0/0 | 0 | 24 | 0 | 89.9 | |
| PASS RECEIVING | | | | | TAR | REC | YDS | AVG | LG | TD | PASS RECEIVING | | | | | TAR | REC | YDS | AVG | LG | TD | | | | | |
| M.Crabtree | | | | | 4 | 4 | 65 | 16.3 | 25 | 0 | C.Davis | | | | | 4 | 4 | 48 | 12.0 | 23 | 0 | | | | | |
| J.Cook | | | | | 4 | 4 | 45 | 11.3 | 22 | 0 | R.Matthews | | | | | 4 | 3 | 52 | 17.3 | 24 | 0 | | | | | |
| A.Cooper | | | | | 8 | 3 | 28 | 9.3 | 14 | 1 | D.Walker | | | | | 2 | 1 | 10 | 10.0 | 10 | 0 | | | | | |
| D.Washington | | | | | 1 | 1 | 13 | 13.0 | 13 | 0 | T.Taylor | | | | | 1 | 1 | 4 | 4.0 | 4 | 0 | | | | | |
| C.Patterson | | | | | 1 | 1 | 2 | 2.0 | 2 | 0 | E.Decker | | | | | 4 | 1 | 2 | 2.0 | 2 | 0 | | | | | |
| Total | | | | | 18 | 13 | 153 | 11.8 | 25 | 1 | Total | | | | | 15 | 10 | 116 | 11.6 | 24 | 0 | | | | | |

| Oakland Raiders | Regular Defensive Plays | | | | | | | | | | | | Special Teams | | | | | Misc | | | |
|-----------------|-------------------------|-----|------|----|-------|-----|---|----|----|----|----|-----|---------------|----|----|----|-----|------|----|----|--|
| | TKL | AST | COMB | SK | / YDS | TFL | Q | IN | PD | FF | FR | TKL | AST | FF | FR | BL | TKL | AST | FF | FR | |
| T.Carrie | 5 | 0 | 5 | 0 | 0 | 0 | 0 | 0 | 0 | 0 | 0 | 0 | 0 | 0 | 0 | 0 | 0 | 0 | 0 | 0 | |
| K.Joseph | 2 | 3 | 5 | 0 | 0 | 0 | 0 | 0 | 1 | 0 | 0 | 0 | 0 | 0 | 0 | 0 | 0 | 0 | 0 | 0 | |
| R.Nelson | 2 | 2 | 4 | 0 | 0 | 0 | 0 | 0 | 0 | 0 | 0 | 0 | 0 | 0 | 0 | 0 | 0 | 0 | 0 | 0 | |
| D.Amerson | 2 | 0 | 2 | 0 | 0 | 0 | 0 | 0 | 0 | 0 | 0 | 0 | 0 | 0 | 0 | 0 | 0 | 0 | 0 | 0 | |
| Total | 11 | 5 | 16 | 0 | 0 | 0 | 0 | 0 | 1 | 0 | 0 | 0 | 0 | 0 | 0 | 0 | 0 | 0 | 0 | 0 | |

9/10/2017 at Nissan Stadium

First Half Summary

[illegible]

Play By Play

Third Quarter

9/10/2017

TEN elects to Receive, and OAK elects to defend the North goal.

G.Tavecchio kicks 65 yards from OAK 35 to end zone, Touchback.

Tennessee Titans at 15:00

- 1-10-TEN 25 (15:00) D.Henry left end pushed ob at TEN 30 for 5 yards (M.Lee).
- 2-5-TEN 30 (14:24) M.Mariota pass short right to D.Walker to TEN 33 for 3 yards (T.Adams).
- 3-2-TEN 33 (13:40) (Shotgun) M.Mariota pass short middle to T.Taylor to TEN 43 for 10 yards (K.Joseph). P11
- 1-10-TEN 43 (12:57) M.Mariota pass short middle to D.Murray to TEN 47 for 4 yards (M.Lee).
- 2-6-TEN 47 (12:16) D.Murray left tackle to TEN 45 for -2 yards (K.Mack).
- 3-8-TEN 45 (11:37) (Shotgun) M.Mariota pass incomplete short right to R.Matthews.
- 4-8-TEN 45 (11:31) (Punt formation) B.Kern punts 42 yards to OAK 13, Center-B.Brinkley. J.Richard pushed ob at OAK 18 for 5 yards (E.Weems; B.Trawick).
PENALTY on OAK-X.Woodson-Luster, Illegal Block Above the Waist, 9 yards, enforced at OAK 18.

Oakland Raiders at 11:21

- 1-10-OAK 9 (11:21) (Shotgun) D.Carr pass incomplete short left to A.Cooper.
- 2-10-OAK 9 (11:17) (Shotgun) M.Lynch up the middle to OAK 16 for 7 yards (J.Cyprien).
- 3-3-OAK 16 (10:41) (Shotgun) D.Carr pass incomplete short right to M.Crabtree (A.Jackson).
- 4-3-OAK 16 (10:36) (Punt formation) M.King punts 59 yards to TEN 25, Center-J.Condo. A.Jackson pushed ob at TEN 32 for 7 yards (C.Patterson).
PENALTY on TEN-E.Weems, Illegal Block Above the Waist, 10 yards, enforced at TEN 30.

Tennessee Titans at 10:24

- 1-10-TEN 20 (10:24) D.Murray right tackle to TEN 19 for -1 yards (K.Mack).
- 2-11-TEN 19 (9:38) (Shotgun) M.Mariota sacked at TEN 18 for -1 yards (sack split by M.Edwards and J.Ellis).
- 3-12-TEN 18 (8:55) (Shotgun) M.Mariota pass incomplete deep right to E.Decker.
- 4-12-TEN 18 (8:50) (Punt formation) B.Kern punts 45 yards to OAK 37, Center-B.Brinkley, fair catch by J.Richard.

Oakland Raiders at 8:42

- 1-10-OAK 37 (8:42) M.Lynch left tackle to OAK 39 for 2 yards (S.Williams; W.Woodyard).
- 2-8-OAK 39 (8:03) (Shotgun) D.Carr pass short left to M.Crabtree to OAK 39 for no gain (J.Brown).
- 3-8-OAK 39 (7:24) (Shotgun) D.Carr pass short right to A.Cooper to 50 for 11 yards (L.Ryan). FUMBLES (L.Ryan), ball out of bounds at 50. P13
- 1-10-50 (6:49) D.Carr pass short right to M.Lynch to TEN 34 for 16 yards (K.Byard). P14
- 1-10-TEN 34 (6:12) D.Carr pass incomplete short left to M.Lynch.
- 2-10-TEN 34 (6:10) J.Richard right guard to TEN 32 for 2 yards (E.Walden).
- 3-8-TEN 32 (5:32) (Shotgun) D.Carr pass short left to A.Cooper pushed ob at TEN 18 for 14 yards (L.Ryan).
PENALTY on OAK-R.Hudson, Illegal Use of Hands, 10 yards, enforced at TEN 32 - No Play.
- 3-18-TEN 42 (5:10) (Shotgun) D.Carr scrambles left end to TEN 39 for 3 yards (B.Orakpo). FUMBLES (B.Orakpo), ball out of bounds at TEN 39.
- 4-15-TEN 39 (4:44) (Punt formation) M.King punts 39 yards to end zone, Center-J.Condo, Touchback.
PENALTY on TEN-B.Trawick, Running Into the Kicker, 5 yards, enforced at TEN 39 - No Play.
- 4-10-TEN 34 **(4:36) (Field Goal formation) G.Tavecchio 52 yard field goal is GOOD, Center-J.Condo, Holder-M.King.**

OAK 16 TEN 10, 8 plays, 29 yards, 1 penalty, 4:11 drive, 10:29 elapsed

G.Tavecchio kicks 65 yards from OAK 35 to end zone, Touchback.

Tennessee Titans at 4:31

- 1-10-TEN 25 (4:31) (Shotgun) M.Mariota pass short left to R.Matthews to TEN 31 for 6 yards (T.Carrie).
- 2-4-TEN 31 (3:50) (Shotgun) D.Murray left guard to TEN 37 for 6 yards (T.Adams). R12
- 1-10-TEN 37 (3:22) (Shotgun) M.Mariota pass deep left to D.Walker to OAK 40 for 23 yards (K.Joseph). P13
- 1-10-OAK 40 (2:42) (Shotgun) M.Mariota pass short middle to D.Walker to OAK 36 for 4 yards (R.Nelson; C.James). OAK-C.James was injured during the play. His return is Questionable.
- 2-6-OAK 36 (2:15) (Shotgun) D.Murray up the middle to OAK 15 for 21 yards (K.Joseph). R14
- 1-10-OAK 15 (1:31) (Shotgun) M.Mariota pass incomplete short right to R.Matthews (K.Mack).
- 2-10-OAK 15 (1:27) (Shotgun) M.Mariota pass short right to E.Decker to OAK 7 for 8 yards (K.Joseph).
- 3-2-OAK 7 (:42) D.Murray right end to OAK 8 for -1 yards (N.Morrow).
- 4-3-OAK 8 **(:01) (Field Goal formation) R.Succop 26 yard field goal is GOOD, Center-B.Brinkley, Holder-B.Kern.**

OAK 16 TEN 13, 9 plays, 67 yards, 4:31 drive, 15:00 elapsed

Oakland Raiders vs Tennessee Titans at Nissan Stadium

END OF QUARTER

| | Score | Time Poss | First Downs | | | | Efficiencies | |
|------------------|-------|--------------|-------------|---|---|---|--------------|--------|
| | | | R | P | X | T | 3 Down | 4 Down |
| Oakland Raiders | 16 | 5:08 | 0 | 2 | 0 | 2 | 1/3 | 0/0 |
| Tennessee Titans | 13 | 9:52 | 2 | 2 | 0 | 4 | 1/4 | 0/0 |

Play By Play

Fourth Quarter

9/10/2017

Oakland Raiders continued.

R.Succop kicks 65 yards from TEN 35 to end zone, Touchback.

PENALTY on TEN-D.Bates, Offside on Free Kick, 5 yards, enforced at OAK 25.

Oakland Raiders at 15:00

| | | |
|-------------|---|-----|
| 1-10-OAK 30 | (15:00) (Shotgun) D.Carr pass short middle to J.Cook to OAK 41 for 11 yards (W.Woodyard). | P15 |
| 1-10-OAK 41 | (14:27) M.Lynch right guard to TEN 47 for 12 yards (J.Cyprien). | R16 |
| 1-10-TEN 47 | (13:58) M.Lynch right guard to TEN 43 for 4 yards (J.Cyprien). | |
| 2-6-TEN 43 | (13:10) (Shotgun) D.Carr pass incomplete short left to A.Cooper. | |
| 3-6-TEN 43 | (13:10) (Shotgun) D.Carr pass short middle to J.Richard to TEN 37 for 6 yards (K.Byard). | P17 |
| 1-10-TEN 37 | (12:29) D.Carr pass deep right to M.Crabtree to TEN 19 for 18 yards (A.Jackson). | P18 |
| 1-10-TEN 19 | (12:04) (No Huddle, Shotgun) D.Carr pass deep left to S.Roberts for 19 yards, TOUCHDOWN. | P19 |
| | G.Tavecchio extra point is GOOD, Center-J.Condo, Holder-M.King. | |

OAK 23 TEN 13, 7 plays, 70 yards, 3:02 drive, 3:02 elapsed

G.Tavecchio kicks 65 yards from OAK 35 to TEN 0. A.Jackson to TEN 35 for 35 yards (J.Cowser).

Tennessee Titans at 11:58, (1st play from scrimmage 11:50)

| | | |
|-------------|--|-----|
| 1-10-TEN 35 | (11:50) (Shotgun) M.Mariota pass deep right to D.Walker to OAK 48 for 17 yards (R.Nelson). | P15 |
| 1-10-OAK 48 | (11:20) (Shotgun) M.Mariota pass short left to E.Decker to OAK 48 for no gain (S.Smith). | |
| 2-10-OAK 48 | (10:48) (Shotgun) M.Mariota pass incomplete short right to C.Davis. | |
| 3-10-OAK 48 | (10:43) (Shotgun) M.Mariota pass incomplete short middle to E.Decker (R.Nelson). | |
| 4-10-OAK 48 | (10:38) (Punt formation) B.Kern punts 48 yards to end zone, Center-B.Brinkley, Touchback. | |

Oakland Raiders at 10:32

| | | |
|-------------|---|-----|
| 1-10-OAK 20 | (10:32) (Shotgun) D.Washington right tackle to OAK 20 for no gain (A.Williamson). | |
| 2-10-OAK 20 | (9:53) (Shotgun) D.Carr pass short right to D.Washington to OAK 25 for 5 yards (A.Jackson). | |
| 3-5-OAK 25 | (9:15) (Shotgun) D.Carr pass short left to A.Cooper to OAK 48 for 23 yards (K.Byard). | P20 |
| 1-10-OAK 48 | (8:31) (Shotgun) M.Lynch right guard to OAK 49 for 1 yard (A.Williamson). | |
| 2-9-OAK 49 | (7:45) M.Lynch right tackle to TEN 48 for 3 yards (J.Brown). | |
| 3-6-TEN 48 | (7:03) (Shotgun) D.Carr pass incomplete short right to A.Cooper. TEN-J.Cyprien was injured during the play. His return is Questionable. | |
| 4-6-TEN 48 | (6:59) (Punt formation) M.King punts 48 yards to end zone, Center-J.Condo, Touchback. | |

Tennessee Titans at 6:44

| | | |
|-------------|--|-----|
| 1-10-TEN 20 | (6:44) (Shotgun) D.Murray left guard to TEN 27 for 7 yards (R.Nelson). | |
| 2-3-TEN 27 | (6:30) (No Huddle, Shotgun) M.Mariota pass short middle to D.Walker to TEN 40 for 13 yards (T.Adams). | P16 |
| 1-10-TEN 40 | (6:09) (No Huddle, Shotgun) M.Mariota pass incomplete deep left to C.Davis. | |
| 2-10-TEN 40 | (6:03) (Shotgun) M.Mariota sacked at TEN 30 for -10 yards (K.Mack). FUMBLES (K.Mack) [K.Mack], recovered by TEN-J.Kline at TEN 23. <i>PENALTY on OAK-B.Irvin, Defensive Offside, 5 yards, enforced at TEN 40 - No Play.</i> | |
| 2-5-TEN 45 | (5:41) (Shotgun) M.Mariota pass short left to D.Walker to OAK 49 for 6 yards (B.Irvin). | P17 |
| | <i>PENALTY on OAK-B.Irvin, Unnecessary Roughness, 15 yards, enforced at OAK 49.</i> | X18 |
| 1-10-OAK 34 | (5:11) (Shotgun) M.Mariota pass incomplete deep right to D.Walker. | |
| 2-10-OAK 34 | (5:03) (Shotgun) M.Mariota pass incomplete short right to J.Smith (T.Carrie). | |
| 3-10-OAK 34 | (4:59) (Shotgun) M.Mariota pass incomplete deep left to R.Matthews. | |
| 4-10-OAK 34 | (4:54) (Field Goal formation) R.Succop 52 yard field goal is GOOD, Center-B.Brinkley, Holder-B.Kern. | |

OAK 23 TEN 16, 8 plays, 46 yards, 2 penalties, 1:55 drive, 10:11 elapsed

R.Succop kicks 65 yards from TEN 35 to OAK 0. C.Patterson to OAK 41 for 41 yards (R.Succop).

Oakland Raiders at 4:49, (1st play from scrimmage 4:41)

| | | |
|-------------|---|-----|
| 1-10-OAK 41 | (4:41) M.Lynch up the middle to OAK 45 for 4 yards (W.Woodyard; D.Jones). | |
| 2-6-OAK 45 | (3:55) M.Lynch left tackle to OAK 48 for 3 yards (A.Williamson; D.Jones). | |
| 3-3-OAK 48 | (3:17) J.Richard right end to TEN 45 for 7 yards (A.Williamson). | R21 |
| | Timeout #1 by TEN at 03:05. | |
| 1-10-TEN 45 | (3:05) J.Richard left tackle to TEN 36 for 9 yards (A.Johnson; D.Searcy). | |
| | Timeout #2 by TEN at 02:58. | |
| 2-1-TEN 36 | (2:58) M.Lynch right tackle to TEN 31 for 5 yards (A.Williamson). | R22 |

Oakland Raiders vs Tennessee Titans at Nissan Stadium

Timeout #3 by TEN at 02:52.

1-10-TEN 31 (2:52) M.Lynch left guard to TEN 29 for 2 yards (K.Byard).

2-8-TEN 29 (2:06) M.Lynch right tackle to TEN 23 for 6 yards (D.Searcy).

Two-Minute Warning

3-2-TEN 23 (2:00) M.Lynch right tackle to TEN 25 for -2 yards (D.Morgan).

Timeout #1 by OAK at 01:14.

4-4-TEN 25 (1:14) (Field Goal formation) G.Tavecchio 43 yard field goal is GOOD, Center-J.Condo, Holder-M.King.

OAK 26 TEN 16, 9 plays, 34 yards, 3:40 drive, 13:51 elapsed

G.Tavecchio kicks 65 yards from OAK 35 to end zone, Touchback.

Tennessee Titans at 1:09

1-10-TEN 25 (1:09) (Shotgun) M.Mariota pass short middle to D.Murray to TEN 37 for 12 yards (T.Adams; D.Autry). P19

1-10-TEN 37 (:47) (No Huddle, Shotgun) M.Mariota pass incomplete short middle to C.Davis.

2-10-TEN 37 (:45) (Shotgun) PENALTY on TEN-J.Conklin, False Start, 5 yards, enforced at TEN 37 - No Play.

2-15-TEN 32 (:43) (Shotgun) M.Mariota pass short left to C.Davis pushed ob at TEN 45 for 13 yards (R.Nelson).

3-2-TEN 45 (:38) (Shotgun) M.Mariota pass short middle to C.Davis to OAK 47 for 8 yards (C.James; T.Adams). P20

1-10-OAK 47 (:21) (No Huddle, Shotgun) M.Mariota pass incomplete short left to C.Davis.

2-10-OAK 47 (:18) (Shotgun) M.Mariota pass short right to R.Matthews ran ob at OAK 34 for 13 yards. P21

1-10-OAK 34 (:12) (Field Goal formation) R.Succop 52 yard field goal is No Good, Wide Right, Center-B.Brinkley, Holder-B.Kern.

Oakland Raiders at 0:07

1-10-OAK 42 (:07) D.Carr kneels to OAK 41 for -1 yards.

END OF QUARTER

| | Score | Time Poss | First Downs | | | | Efficiencies | |
|------------------|-------|-----------|-------------|---|---|---|--------------|--------|
| | | | R | P | X | T | 3 Down | 4 Down |
| Oakland Raiders | 26 | 10:37 | 3 | 5 | 0 | 8 | 3/5 | 0/0 |
| Tennessee Titans | 16 | 4:23 | 0 | 6 | 1 | 7 | 1/3 | 0/0 |

Final Defensive Statistics

TKL = Tackle AST = Assist COMB = Combined QH=QB Hit IN = Interception PD = Pass Defense FF = Forced Fumble FR = Fumble Recovery

| Tennessee Titans | Regular Defensive Plays | | | | | | | | | | | | Special Teams | | | | | Misc | | | |
|------------------|-------------------------|-----|------|----|-------|-----|----|----|----|----|----|-----|---------------|----|----|----|-----|------|----|----|--|
| | TKL | AST | COMB | SK | / YDS | TFL | QH | IN | PD | FF | FR | TKL | AST | FF | FR | BL | TKL | AST | FF | FR | |
| K.Byard | 8 | 0 | 8 | 0 | 0 | 0 | 1 | 0 | 0 | 0 | 0 | 0 | 0 | 0 | 0 | 0 | 0 | 0 | 0 | 0 | |
| W.Woodyard | 5 | 3 | 8 | 1 | 5 | 1 | 1 | 0 | 0 | 0 | 0 | 0 | 0 | 0 | 0 | 0 | 0 | 0 | 0 | 0 | |
| J.Cyprien | 4 | 3 | 7 | 0 | 0 | 0 | 0 | 0 | 0 | 0 | 0 | 0 | 0 | 0 | 0 | 0 | 0 | 0 | 0 | 0 | |
| A.Williamson | 4 | 2 | 6 | 0 | 0 | 0 | 0 | 0 | 0 | 0 | 0 | 0 | 0 | 0 | 0 | 0 | 0 | 0 | 0 | 0 | |
| A.Jackson | 4 | 0 | 4 | 0 | 0 | 0 | 0 | 0 | 2 | 0 | 0 | 0 | 0 | 0 | 0 | 0 | 0 | 0 | 0 | 0 | |
| J.Brown | 3 | 1 | 4 | 0 | 0 | 0 | 0 | 0 | 0 | 0 | 0 | 0 | 0 | 0 | 0 | 0 | 0 | 0 | 0 | 0 | |
| D.Morgan | 2 | 1 | 3 | 1 | 7 | 2 | 1 | 0 | 0 | 0 | 0 | 0 | 0 | 0 | 0 | 0 | 0 | 0 | 0 | 0 | |
| D.Searcy | 2 | 1 | 3 | 0 | 0 | 0 | 0 | 0 | 0 | 0 | 0 | 0 | 0 | 0 | 0 | 0 | 0 | 0 | 0 | 0 | |
| D.Jones | 1 | 2 | 3 | 0 | 0 | 0 | 0 | 0 | 0 | 0 | 0 | 0 | 0 | 0 | 0 | 0 | 0 | 0 | 0 | 0 | |
| E.Walden | 2 | 0 | 2 | 0 | 0 | 0 | 0 | 0 | 0 | 0 | 0 | 0 | 0 | 0 | 0 | 0 | 0 | 0 | 0 | 0 | |
| S.Williams | 0 | 2 | 2 | 0 | 0 | 0 | 0 | 0 | 0 | 0 | 0 | 0 | 0 | 0 | 0 | 0 | 0 | 0 | 0 | 0 | |
| B.Orakpo | 1 | 0 | 1 | 0 | 0 | 0 | 0 | 0 | 1 | 1 | 0 | 0 | 0 | 0 | 0 | 0 | 0 | 0 | 0 | 0 | |
| L.Ryan | 1 | 0 | 1 | 0 | 0 | 0 | 0 | 0 | 0 | 1 | 0 | 0 | 0 | 0 | 0 | 0 | 0 | 0 | 0 | 0 | |
| T.Smith | 1 | 0 | 1 | 0 | 0 | 0 | 0 | 0 | 0 | 0 | 0 | 1 | 0 | 0 | 0 | 0 | 0 | 0 | 0 | 0 | |
| K.Klug | 1 | 0 | 1 | 0 | 0 | 0 | 0 | 0 | 0 | 0 | 0 | 0 | 0 | 0 | 0 | 0 | 0 | 0 | 0 | 0 | |
| B.McCain | 1 | 0 | 1 | 0 | 0 | 0 | 0 | 0 | 0 | 0 | 0 | 0 | 0 | 0 | 0 | 0 | 0 | 0 | 0 | 0 | |
| A.Johnson | 0 | 1 | 1 | 0 | 0 | 0 | 0 | 0 | 0 | 0 | 0 | 0 | 0 | 0 | 0 | 0 | 0 | 0 | 0 | 0 | |
| R.Succop | 0 | 0 | 0 | 0 | 0 | 0 | 0 | 0 | 0 | 0 | 0 | 1 | 0 | 0 | 0 | 0 | 0 | 0 | 0 | 0 | |
| E.Weems | 0 | 0 | 0 | 0 | 0 | 0 | 0 | 0 | 0 | 0 | 0 | 0 | 1 | 0 | 0 | 0 | 0 | 0 | 0 | 0 | |
| B.Trawick | 0 | 0 | 0 | 0 | 0 | 0 | 0 | 0 | 0 | 0 | 0 | 0 | 1 | 0 | 0 | 0 | 0 | 0 | 0 | 0 | |
| Total | 40 | 16 | 56 | 2 | 12 | 3 | 3 | 0 | 3 | 2 | 0 | 2 | 2 | 0 | 0 | 0 | 0 | 0 | 0 | 0 | |

Ball Possession And Drive Chart

Oakland Raiders

| # | Time Recd | Time Lost | Time Poss | How Ball Obtained | Drive Began | # Play | Yds Gain | Yds Pen | Net Yds | 1st Down | Last Scrm | How Given Up |
|----|-----------|-----------|-----------|-------------------|-------------|--------|----------|---------|---------|----------|-----------|--------------|
| 1 | 15:00 | 12:49 | 2:11 | Kickoff | 50 | 4 | 50 | 0 | 50 | 3 | * TEN 8 | Touchdown |
| 2 | 6:58 | 14:55 | 7:03 | Kickoff | OAK 25 | 15 | 59 | 14 | 73 | 4 | * TEN 2 | Field Goal |
| 3 | 13:00 | 7:03 | 5:57 | Punt | OAK 14 | 9 | 33 | 0 | 33 | 3 | OAK 47 | Punt |
| 4 | 0:43 | 0:00 | 0:43 | Kickoff | OAK 25 | 5 | 41 | 0 | 41 | 2 | TEN 34 | Field Goal |
| 5 | 11:21 | 10:24 | 0:57 | Punt | OAK 9 | 3 | 7 | 0 | 7 | 0 | OAK 16 | Punt |
| 6 | 8:42 | 4:31 | 4:11 | Punt | OAK 37 | 8 | 34 | -5 | 29 | 2 | TEN 34 | Field Goal |
| 7 | 15:00 | 11:58 | 3:02 | Kickoff | OAK 30 | 7 | 70 | 0 | 70 | 5 | * TEN 19 | Touchdown |
| 8 | 10:32 | 6:44 | 3:48 | Punt | OAK 20 | 6 | 32 | 0 | 32 | 1 | TEN 48 | Punt |
| 9 | 4:49 | 1:09 | 3:40 | Kickoff | OAK 41 | 9 | 34 | 0 | 34 | 2 | TEN 25 | Field Goal |
| 10 | 0:07 | 0:00 | 0:07 | Missed FG | OAK 42 | 1 | -1 | 0 | -1 | 0 | OAK 42 | End of Game |

(293) Average OAK 29

Tennessee Titans

| # | Time Recd | Time Lost | Time Poss | How Ball Obtained | Drive Began | # Play | Yds Gain | Yds Pen | Net Yds | 1st Down | Last Scrm | How Given Up |
|---|-----------|-----------|-----------|-------------------|-------------|--------|----------|---------|---------|----------|-----------|--------------|
| 1 | 12:49 | 6:58 | 5:51 | Kickoff | TEN 25 | 12 | 75 | 0 | 75 | 5 | * OAK 10 | Touchdown |
| 2 | 14:55 | 13:00 | 1:55 | Kickoff | TEN 25 | 3 | 8 | 0 | 8 | 0 | TEN 33 | Punt |
| 3 | 7:03 | 0:43 | 6:20 | Punt | TEN 2 | 15 | 93 | 0 | 93 | 5 | * OAK 5 | Field Goal |
| 4 | 15:00 | 11:21 | 3:39 | Kickoff | TEN 25 | 6 | 20 | 0 | 20 | 1 | TEN 45 | Punt |
| 5 | 10:24 | 8:42 | 1:42 | Punt | TEN 20 | 3 | -2 | 0 | -2 | 0 | TEN 18 | Punt |
| 6 | 4:31 | 0:00 | 4:31 | Kickoff | TEN 25 | 9 | 67 | 0 | 67 | 3 | * OAK 8 | Field Goal |
| 7 | 11:58 | 10:32 | 1:26 | Kickoff | TEN 35 | 4 | 17 | 0 | 17 | 1 | OAK 48 | Punt |
| 8 | 6:44 | 4:49 | 1:55 | Punt | TEN 20 | 8 | 26 | 20 | 46 | 3 | OAK 34 | Field Goal |
| 9 | 1:09 | 0:07 | 1:02 | Kickoff | TEN 25 | 7 | 46 | -5 | 41 | 3 | OAK 34 | Missed FG |

(202) Average TEN 22

* inside opponent's 20

Time of Possession by Quarter

| | 1st | 2nd | 3rd | 4th | OT | Total |
|--------------------------------|------|------|------|-------|----|-------|
| Visitor Oakland Raiders | 9:09 | 6:45 | 5:08 | 10:37 | | 31:39 |
| Home Tennessee Titans | 5:51 | 8:15 | 9:52 | 4:23 | | 28:21 |

Kickoff Drive No.-Start Average

Raiders: 4 - OAK 30

Titans: 6 - TEN 27

Miscellaneous Statistics Report

Oakland Raiders vs Tennessee Titans
9/10/2017 at Nissan Stadium

Ten Longest Plays for Oakland Raiders

| Yards | Qtr | Play Start | Play Description |
|-------|-----|-------------|---|
| 25 | 1 | 2-7-TEN 37 | (3:23) (Shotgun) D.Carr pass short middle to M.Crabtree to TEN 12 for 25 yards (K.Klug). |
| 23 | 4 | 3-5-OAK 25 | (9:15) (Shotgun) D.Carr pass short left to A.Cooper to OAK 48 for 23 yards (K.Byard). |
| 22 | 1 | 1-10-TEN 30 | (13:40) (Shotgun) D.Carr pass short right to J.Cook ran ob at TEN 8 for 22 yards. |
| 19 | 4 | 1-10-TEN 19 | (12:04) (No Huddle, Shotgun) D.Carr pass deep left to S.Roberts for 19 yards, TOUCHDOWN. |
| 18 | 4 | 1-10-TEN 37 | (12:29) D.Carr pass deep right to M.Crabtree to TEN 19 for 18 yards (A.Jackson). |
| 17 | 2 | 2-8-OAK 40 | (10:00) (Shotgun) D.Carr pass deep left to M.Crabtree to TEN 43 for 17 yards (B.McCain). |
| 16 | 3 | 1-10-50 | (6:49) D.Carr pass short right to M.Lynch to TEN 34 for 16 yards (K.Byard). |
| 15 | 2 | 1-10-OAK 25 | (:43) (Shotgun) D.Carr pass short right to M.Crabtree pushed ob at OAK 40 for 15 yards (J.Brown). |
| 14 | 1 | 2-4-TEN 44 | (14:16) M.Lynch right tackle to TEN 30 for 14 yards (K.Byard). |
| 14 | 2 | 2-10-OAK 14 | (12:26) (Shotgun) D.Carr pass short right to A.Cooper to OAK 28 for 14 yards (K.Byard). |

Ten Longest Plays for Tennessee Titans

| Yards | Qtr | Play Start | Play Description |
|-------|-----|-------------|---|
| 24 | 2 | 3-5-TEN 7 | (5:49) (Shotgun) M.Mariota pass short middle to R.Matthews to TEN 31 for 24 yards (R.Nelson). |
| 23 | 1 | 3-8-OAK 33 | (7:49) (Shotgun) M.Mariota pass deep right to C.Davis to OAK 10 for 23 yards (D.Amerson). |
| 23 | 3 | 1-10-TEN 37 | (3:22) (Shotgun) M.Mariota pass deep left to D.Walker to OAK 40 for 23 yards (K.Joseph). |
| 21 | 3 | 2-6-OAK 36 | (2:15) (Shotgun) D.Murray up the middle to OAK 15 for 21 yards (K.Joseph). |
| 21 | 4 | 2-5-TEN 45 | (5:41) (Shotgun) M.Mariota pass short left to D.Walker to OAK 49 for 6 yards (B.Irvin). |
| 19 | 1 | 3-10-TEN 25 | (12:39) (Shotgun) M.Mariota pass deep middle to R.Matthews to TEN 44 for 19 yards (K.Joseph). |
| 17 | 4 | 1-10-TEN 35 | (11:50) (Shotgun) M.Mariota pass deep right to D.Walker to OAK 48 for 17 yards (R.Nelson). |
| 15 | 2 | 2-8-TEN 33 | (4:32) (Shotgun) M.Mariota right tackle to TEN 48 for 15 yards (R.Nelson). |
| 13 | 4 | 2-3-TEN 27 | (6:30) (No Huddle, Shotgun) M.Mariota pass short middle to D.Walker to TEN 40 for 13 yards (T.Adams). |
| 13 | 4 | 2-15-TEN 32 | (:43) (Shotgun) M.Mariota pass short left to C.Davis pushed ob at TEN 45 for 13 yards (R.Nelson). |

Touchdown Scoring Information

| | | Offense | Defense | Special Teams |
|----------------|------------------|---------|---------|---------------|
| VISITOR | Oakland Raiders | 2 | 0 | 0 |
| HOME | Tennessee Titans | 1 | 0 | 0 |

Player Scoring Information

| Club | Player | TD | Rush TD | Rec TD | KO TD | Punt TD | Int TD | Fum TD | Misc TD | FG | XP | 2Pt Rush | 2Pt Rec | Sfty | Points |
|------|-------------|----|---------|--------|-------|---------|--------|--------|---------|----|----|----------|---------|------|--------|
| OAK | G.Tavecchio | 0 | 0 | 0 | 0 | 0 | 0 | 0 | 0 | 4 | 2 | 0 | 0 | 0 | 14 |
| OAK | A.Cooper | 0 | 0 | 1 | 0 | 0 | 0 | 0 | 0 | 0 | 0 | 0 | 0 | 0 | 6 |
| OAK | S.Roberts | 0 | 0 | 1 | 0 | 0 | 0 | 0 | 0 | 0 | 0 | 0 | 0 | 0 | 6 |
| TEN | R.Succop | 0 | 0 | 0 | 0 | 0 | 0 | 0 | 0 | 3 | 1 | 0 | 0 | 0 | 10 |
| TEN | M.Mariota | 0 | 1 | 0 | 0 | 0 | 0 | 0 | 0 | 0 | 0 | 0 | 0 | 0 | 6 |

Possession Detail

| | First Half | | Second Half | | Game | |
|-----------------------------|------------|-------|-------------|-------|---------|-------|
| | Visitor | Home | Visitor | Home | Visitor | Home |
| Largest Lead | 7 | 0 | 10 | 0 | 10 | 0 |
| Drives Leading | 1 | 0 | 6 | 0 | 7 | 0 |
| Time of Possession Leading | 5:57 | 0:00 | 15:45 | 0:00 | 21:42 | 0:00 |
| Largest Deficit | 0 | -7 | 0 | -10 | 0 | -10 |
| Drives Trailing | 0 | 3 | 0 | 6 | 0 | 9 |
| Time of Possession Trailing | 0:00 | 14:06 | 0:00 | 14:15 | 0:00 | 28:21 |
| Times Score Tied Up | | 2 | | 0 | | 2 |
| Lead Changes | | 3 | | 0 | | 3 |

Playtime Percentage

Percent of playtime per player on offense, defense and special teams

| Oakland Raiders | | | | | | | Tennessee Titans | | | | | | |
|------------------|----|---------|---------|---------------|-----|--------------|------------------|---------|---------|---------|---------------|-----|--|
| | | Offense | Defense | Special Teams | | | | | Offense | Defense | Special Teams | | |
| G Jackson | G | 66 100% | | 6 | 20% | T Lewan | T | 64 100% | | | 5 | 17% | |
| K Osemele | G | 66 100% | | 6 | 20% | J Kline | G | 64 100% | | | 5 | 17% | |
| R Hudson | C | 66 100% | | | | Q Spain | G | 64 100% | | | 5 | 17% | |
| D Carr | QB | 66 100% | | | | J Conklin | T | 64 100% | | | 5 | 17% | |
| D Penn | T | 66 100% | | | | M Mariota | QB | 64 100% | | | | | |
| A Cooper | WR | 61 92% | | | | B Jones | C | 64 100% | | | | | |
| M Newhouse | T | 57 86% | | 6 | 20% | E Decker | WR | 60 94% | | | | | |
| S Roberts | WR | 55 83% | | | | D Walker | TE | 53 83% | | | | | |
| M Crabtree | WR | 48 73% | | | | R Matthews | WR | 53 83% | | | | | |
| J Cook | TE | 47 71% | | | | D Murray | RB | 47 73% | | | | | |
| M Lynch | RB | 31 47% | | | | C Davis | WR | 42 66% | | | | | |
| L Smith | TE | 29 44% | | 11 | 37% | J Smith | TE | 23 36% | | | 6 | 20% | |
| C Patterson | WR | 23 35% | | 9 | 30% | D Henry | RB | 18 28% | | | | | |
| D Washington | RB | 16 24% | | 10 | 33% | P Supernaw | TE | 9 14% | | | 13 | 43% | |
| J Richard | RB | 14 21% | | 9 | 30% | D Kelly | T | 6 9% | | | 6 | 20% | |
| V Alexander | T | 9 14% | | 6 | 20% | T Taylor | WR | 6 9% | | | 4 | 13% | |
| C Walford | TE | 5 8% | | 11 | 37% | J Fowler | FB | 3 5% | | | | | |
| J Holton | WR | 1 2% | | 14 | 47% | K Byard | FS | | 66 100% | | 14 | 47% | |
| K Joseph | SS | | 64 100% | 6 | 20% | L Ryan | CB | | 66 100% | | 10 | 33% | |
| K Mack | DE | | 64 100% | 5 | 17% | A Jackson | CB | | 62 94% | | 14 | 47% | |
| D Amerson | CB | | 64 100% | | | D Morgan | LB | | 57 86% | | | | |
| R Nelson | FS | | 64 100% | | | B McCain | CB | | 56 85% | | 5 | 17% | |
| B Irvin | LB | | 63 98% | 5 | 17% | J Cyprien | SS | | 55 83% | | | | |
| C James | LB | | 60 94% | | | B Orakpo | LB | | 52 79% | | | | |
| T Carrie | CB | | 59 92% | 5 | 17% | J Casey | DT | | 50 76% | | 6 | 20% | |
| S Smith | CB | | 48 75% | | | W Woodyard | LB | | 50 76% | | 4 | 13% | |
| T Adams | LB | | 41 64% | 9 | 30% | A Williamson | LB | | 43 65% | | 6 | 20% | |
| E Vanderdoes | DT | | 37 58% | 5 | 17% | J Brown | LB | | 37 56% | | 19 | 63% | |
| M Edwards | DE | | 32 50% | 9 | 30% | D Jones | DE | | 34 52% | | 10 | 33% | |
| T Hester | DT | | 31 48% | 5 | 17% | E Walden | LB | | 30 45% | | 6 | 20% | |
| D Autry | DE | | 28 44% | 9 | 30% | A Johnson | NT | | 17 26% | | 8 | 27% | |
| M Lee | LB | | 21 33% | 9 | 30% | K Klug | DT | | 15 23% | | 13 | 43% | |
| J Ellis | NT | | 21 33% | 6 | 20% | S Williams | NT | | 14 21% | | | | |
| N Morrow | LB | | 4 6% | 19 | 63% | D Searcy | SS | | 11 17% | | 17 | 57% | |
| D McDonald | CB | | 2 3% | 10 | 33% | A Wallace | LB | | 5 8% | | 23 | 77% | |
| J Cowser | LB | | 1 2% | 19 | 63% | B Trawick | FS | | 4 6% | | 25 | 83% | |
| S Luani | FS | | | 24 | 80% | T Smith | CB | | 2 3% | | 13 | 43% | |
| E Harris | SS | | | 24 | 80% | D Bates | LB | | | | 19 | 63% | |
| X Woodson-Luster | LB | | | 15 | 50% | D Fluellen | RB | | | | 15 | 50% | |
| A Hamilton | CB | | | 15 | 50% | E Weems | WR | | | | 13 | 43% | |
| G Tavecchio | K | | | 12 | 40% | R Succop | K | | | | 10 | 33% | |
| J Feliciano | G | | | 11 | 37% | B Kern | P | | | | 9 | 30% | |
| M King | P | | | 10 | 33% | B Brinkley | LS | | | | 9 | 30% | |
| J Condo | LS | | | 10 | 33% | K Reed | CB | | | | 8 | 27% | |
| | | | | | | B Schwenke | C | | | | 5 | 17% | |

2017 TENNESSEE TITANS REGULAR SEASON STATISTICS

Won 0, Lost 1

| Date | W-L | Score | OT | Opponent | Attendance |
|-------|-----|-------|----|------------------|------------|
| 09/10 | L | 16-26 | | Oakland | 69,089 |
| 09/17 | | | | at Jacksonville | |
| 09/24 | | | | Seattle | |
| 10/01 | | | | at Houston | |
| 10/08 | | | | at Miami | |
| 10/16 | | | | Indianapolis | |
| 10/22 | | | | at Cleveland | |
| 11/05 | | | | Baltimore | |
| 11/12 | | | | Cincinnati | |
| 11/16 | | | | at Pittsburgh | |
| 11/26 | | | | at Indianapolis | |
| 12/03 | | | | Houston | |
| 12/10 | | | | at Arizona | |
| 12/17 | | | | at San Francisco | |
| 12/24 | | | | L.A. Rams | |
| 12/31 | | | | Jacksonville | |

| Statistic | Tenn. | Opp. |
|--------------------------|---------------|---------------|
| Total First Downs | 21 | 22 |
| Rushing | 5 | 5 |
| Passing | 15 | 16 |
| Penalty | 1 | 1 |
| 3rd Down: Made/Att | 7/14 | 5/12 |
| 3rd Down Pct. | 50.0 | 41.7 |
| 4th Down: Made/Att | 0/0 | 1/1 |
| 4th Down Pct. | 0.0 | 100.0 |
| Possession Avg. | 28:21 | 31:39 |
| Total Net Yards | 350 | 359 |
| Avg. Per Game | 350.0 | 359.0 |
| Total Plays | 63 | 63 |
| Avg. Per Play | 5.6 | 5.7 |
| Net Yards Rushing | 95 | 109 |
| Avg. Per Game | 95.0 | 109.0 |
| Total Rushes | 21 | 29 |
| Net Yards Passing | 255 | 250 |
| Avg. Per Game | 255.0 | 250.0 |
| Sacked/Yards Lost | 1/1 | 2/12 |
| Gross Yards | 256 | 262 |
| Att./Completions | 41/25 | 32/22 |
| Completion Pct. | 61.0 | 68.8 |
| Had Intercepted | 0 | 0 |
| Punts/Average | 4/47.0 | 3/52.7 |
| Net Punting Avg. | 4/40.8 | 3/44.3 |
| Penalties/Yards | 5/49 | 5/49 |
| Fumbles/Ball Lost | 0/0 | 1/0 |
| Touchdowns | 1 | 2 |
| Rushing | 1 | 0 |
| Passing | 0 | 2 |
| Returns | 0 | 0 |

| Score By Periods | Q1 | Q2 | Q3 | Q4 | OT | PTS |
|------------------|----|----|----|----|----|-----|
| Team | 7 | 3 | 3 | 3 | 0 | 16 |
| Opponents | 7 | 6 | 3 | 10 | 0 | 26 |

| Scoring | TD | Rush | Rec | Ret | K-PAT | FG | S | PTS |
|-----------|----|------|-----|-----|-------|-----|---|-----|
| Succop | 0 | 0 | 0 | 0 | 1/1 | 3/4 | 0 | 10 |
| Mariota | 1 | 1 | 0 | 0 | | | 0 | 6 |
| Team | 1 | 1 | 0 | 0 | 1/1 | 3/4 | 0 | 16 |
| Opponents | 2 | 0 | 2 | 0 | 2/2 | 4/4 | 0 | 26 |

2-Pt Conv: TM 0-0, OPP 0-0

Sacks: Morgan 1, Woodyard 1, TM 2, OPP 1

FUM/Lost: None

| Passing | Att | Cmp | Yds | Cmp% | Yds/Att | TD | TD% | Int | Int% | Long | Sack/Lost | Rating |
|-----------|-----|-----|-----|------|---------|----|-----|-----|------|------|-----------|--------|
| Mariota | 41 | 25 | 256 | 61.0 | 6.24 | 0 | 0.0 | 0 | 0.0 | 24 | 1/1 | 78.9 |
| Team | 41 | 25 | 256 | 61.0 | 6.24 | 0 | 0.0 | 0 | 0.0 | 24 | 1/1 | 78.9 |
| Opponents | 32 | 22 | 262 | 68.8 | 8.19 | 2 | 6.3 | 0 | 0.0 | 25 | 2/12 | 114.3 |

| Rushing | No. | Yds | Avg | Long | TD |
|-----------|-----|-----|-----|------|----|
| Murray | 12 | 44 | 3.7 | 21 | 0 |
| Mariota | 3 | 26 | 8.7 | 15 | 1 |
| Henry | 6 | 25 | 4.2 | 8 | 0 |
| Team | 21 | 95 | 4.5 | 21 | 1 |
| Opponents | 29 | 109 | 3.8 | 14 | 0 |

| Receiving | No. | Yds | Avg | Long | TD |
|-----------|-----|-----|------|------|----|
| Walker | 7 | 76 | 10.9 | 23 | 0 |
| Davis | 6 | 69 | 11.5 | 23 | 0 |
| Matthews | 5 | 71 | 14.2 | 24 | 0 |
| Decker | 3 | 10 | 3.3 | 8 | 0 |
| Murray | 2 | 16 | 8.0 | 12 | 0 |
| Taylor | 2 | 14 | 7.0 | 10 | 0 |
| Team | 25 | 256 | 10.2 | 24 | 0 |
| Opponents | 22 | 262 | 11.9 | 25 | 2 |

| Interceptions | No. | Yds | Avg | Long | TD |
|---------------|-----|-----|-----|------|----|
| Team | 0 | 0 | --- | --- | 0 |
| Opponents | 0 | 0 | --- | --- | 0 |

| Punting | No. | Yds | Avg | Net | TB | In | Lg | B |
|-----------|-----|-----|------|------|----|----|----|---|
| Kern | 4 | 188 | 47.0 | 40.8 | 1 | 2 | 53 | 0 |
| Team | 4 | 188 | 47.0 | 40.8 | 1 | 2 | 53 | 0 |
| Opponents | 3 | 158 | 52.7 | 44.3 | 1 | 1 | 59 | 0 |

| Punt Returns | Ret | FC | Yds | Avg | Long | TD |
|--------------|-----|----|-----|-----|------|----|
| Jackson | 1 | 0 | 5 | 5.0 | 5 | 0 |
| Team | 1 | 0 | 5 | 5.0 | 5 | 0 |
| Opponents | 2 | 1 | 5 | 2.5 | 5 | 0 |

| Kickoff Returns | No. | Yds | Avg | Long | TD |
|-----------------|-----|-----|------|------|----|
| Jackson | 1 | 35 | 35.0 | 35 | 0 |
| Team | 1 | 35 | 35.0 | 35 | 0 |
| Opponents | 1 | 41 | 41.0 | 41 | 0 |

| Field Goals | 1-19 | 20-29 | 30-39 | 40-49 | 50+ |
|-------------|------|-------|-------|-------|-----|
| Succop | 0/0 | 2/2 | 0/0 | 0/0 | 1/2 |
| Team | 0/0 | 2/2 | 0/0 | 0/0 | 1/2 |
| Opponents | 0/0 | 1/1 | 0/0 | 1/1 | 2/2 |

Succop: (23G,26G,52G,52N)

OPP: (20G,52G,52G,43G)

TITANS BLAST JAGUARS 37-16 WITH BIG SECOND HALF

**BY JIM WYATT
TITANS ONLINE
SEPTEMBER 17, 2017**

JACKSONVILLE, Fla. — The Titans weren't looking for revenge.

On their first trip back to EverBank Field since last year's costly loss to the Jaguars in December, the Titans came looking for a chance to set a tone. They wanted to put their goals for 2017 in motion, and begin their quest to rule the AFC South.

Mission accomplished.

The Titans beat the Jaguars in impressive fashion here on Sunday, rolling up a 37-16 victory with a dominating performance in the second half. The win evened Tennessee's record at 1-1.

Quarterback Marcus Mariota completed 15-of-27 passes for 215 yards and a touchdown in the win. He was sacked just once. Running back Derrick Henry ran for a career-high 92 yards on 14 carries, and produced a touchdown.

The defense also forced some key turnovers.

Adoree' Jackson helped provide a spark with a big return in the third quarter, and the rout was on.

With the Titans leading 9-3, Jackson fielded a punt and sprinted up the middle and to his left for a 46-yard return, which put the ball at the Jacksonville 34.

After a Mariota pass to tight end Delanie Walker for 17 yards, the Titans busted it in on a 17-yard run by Henry, who ran through cornerback Jalen Ramsey at the goal-line for a touchdown to make it 16-3.

After the defense forced a three-and-out, the Titans didn't waste much time in finding the end zone again.

A diving catch by receiver Taywan Taylor provided a 42-yard gain, and put the Titans at the seven. After a Henry run, Walker scored on a one-yard touchdown run to give the Titans a 23-3 lead.

Later, rookie tight end Jonnu Smith caught a screen pass from Mariota and raced 32 yards into the end zone for a 32-yard touchdown to make it 30-3. The Jaguars scored on a one-yard run from running back Leonard Fournette to cut the lead to 30-9. A three-yard touchdown run by fullback Jalston Fowler made it 37-9 with 4:14 left before a late Jacksonville score.

It was a much better result for the Titans, who lost to the Raiders in Week One.

This one started off slowly.

The Jaguars took an early 3-0 lead on a 43-yard field goal by kicker Jason Myers.

The Titans then answered back with an 11-play, 53-yard drive that was capped off with a 40-yard field goal from kicker Ryan Succop.

On defense, the Titans forced two turnovers in the first half. Linebacker Brian Orakpo forced a fumble when he sacked Jaguars quarterback Blake Bortles, and linebacker Erik Walden recovered it.

Safety Curtis Riley intercepted a pass from Bortles on a ball that was tipped by linebacker Avery Williamson.

The second turnover set up a 41-yard field goal by Succop at the end of the first half, which gave Tennessee a 6-3 lead. The Titans drove 38 yards in the final 2:13 of the first half to take a 6-3 lead at the half.

The Titans forced another turnover early in the third quarter, and turned it into points. Safety Da'Norris Searcy intercepted Bortles, and returned it to the Jacksonville 39. The Titans drove inside the

Jacksonville 10, but had to settle for another field goal, this one a 26-yard kick by Succop to make it 9-3 with 9:24 left in the third quarter.

The Titans face the Seahawks next Sunday at Nissan Stadium.

###

National Football League Game Summary

NFL Copyright © 2017 by The National Football League. All rights reserved. This summary and play-by-play is for the express purpose of assisting media in their coverage of the game; any other use of this material is prohibited without the written permission of the National Football League. Updated: 11/20/2017

Date: Sunday, 9/17/2017

Tennessee Titans at Jacksonville Jaguars

Start Time: 1:02 PM EDT

Paid Attendance: 61,709

at Everbank Field, Jacksonville, FL

Time: 3:02

Game Day Weather

Game Weather: Partly Cloudy

Temp: 84° F (28.9° C) Humidity: 59%, Wind: NW 10 mph

Played Open on Turf: Grass

Officials

Referee: Hochuli, Ed (85)

Umpire: Smith, Shawn (14)

Down Judge: Bradley, Greg (98)

Line Judge: Baynes, Rusty (59)

Field Judge: Shaw, Dale (104)

Side Judge: Kemp, Alex (55)

Back Judge: Helverson, Scott (93)

Replay Official: Sifferman, Tom (0)

Lineups

| Tennessee Titans | | | | Jacksonville Jaguars | | | |
|------------------|---------------|---------|-----------------|----------------------|----------------|---------|----------------|
| Offense | | Defense | | Offense | | Defense | |
| WR | 18 R.Matthews | DE | 90 D.Jones | WR | 11 M.Lee | DE | 91 Y.Ngakoue |
| TE | 89 P.Supernaw | NT | 96 S.Williams | LT | 74 C.Robinson | NT | 95 A.Jones |
| LT | 77 T.Lewan | DT | 99 J.Casey | LG | 77 P.Omameh | DT | 97 M.Jackson |
| LG | 67 Q.Spain | OLB | 91 D.Morgan | C | 65 B.Linder | DE | 93 C.Campbell |
| C | 60 B.Jones | ILB | 59 W.Woodyard | RG | 60 A.Cann | WLB | 50 T.Smith |
| RG | 64 J.Kline | ILB | 54 A.Williamson | RT | 78 J.Parnell | MLB | 51 P.Posluszny |
| RT | 78 J.Conklin | OLB | 98 B.Orakpo | TE | 89 M.Lewis | SLB | 44 M.Jack |
| WR | 84 C.Davis | CB | 25 A.Jackson | WR | 88 A.Hurns | LCB | 20 J.Ramsey |
| WR | 81 J.Smith | SS | 21 D.Searcy | QB | 5 B.Bortles | FS | 39 T.Gipson |
| QB | 8 M.Mariota | FS | 31 K.Byard | FB | 40 T.Bohanon | SS | 42 B.Church |
| RB | 29 D.Murray | CB | 26 L.Ryan | RB | 27 L.Fournette | RCB | 21 A.Bouye |

Substitutions

K 4 R.Succop, P 6 B.Kern, WR 13 T.Taylor, WR 14 E.Weems, RB 22 D.Henry, CB 23 B.McCain, RB 32 D.Fluellen, DB 35 C.Riley, CB 36 L.Sims, S 41 B.Trawick, FB 45 J.Fowler, LS 48 B.Brinkley, OLB 52 A.Wallace, LB 53 D.Bates, LB 55 J.Brown, C/G 62 B.Schwenke, G/T 71 D.Kelly, TE 82 D.Walker, WR 87 E.Decker, OLB 93 E.Walden, DL 94 A.Johnson, DE 95 D.King, DL 97 K.Klug

Substitutions

K 2 J.Myers, P 3 B.Nortman, WR 17 A.Benn, WR 19 M.McCaffrey, CB 22 A.Colvin, S 25 P.Thompson, S 26 J.Wilson, CB 29 L.Pitts, RB 30 C.Grant, RB 33 C.Ivory, LS 43 M.Overton, LB 52 D.Payne, LB 55 L.McCray, DE 56 D.Fowler, OL 69 T.Shatley, OL 72 J.Wells, TE 80 J.O'Shaughnessy, TE 83 B.Koyack, WR 84 K.Cole, DE 94 D.Smoot, DT 96 M.Bennett, DT 99 E.Ankou

Did Not Play

QB 16 M.Cassel

Did Not Play

QB 7 C.Henne, CB 23 T.Patmon

Not Active

CB 24 K.Reed, CB 33 T.Smith, S 37 J.Cyprien, OLB 44 J.Carraway, LB 50 N.Palmer, G/C 61 C.Levin, OLB 92 K.Dodd

Not Active

RB 24 T.Yeldon, CB 31 J.Myrick, S 35 C.Pryor, LB 53 B.Brown, OL 73 J.Walker, OL 75 W.Poehls, DT 92 S.Day

Field Goals (made () & missed)

| R.Succop | | (40) | (41) | (26) | J.Myers | | (43) | | | |
|----------|----------------------|------|------|------|---------|--|------|----|-------|--|
| | | 1 | 2 | 3 | | | 4 | OT | Total | |
| VISITOR: | Tennessee Titans | 3 | 3 | 17 | | | 14 | 0 | 37 | |
| HOME: | Jacksonville Jaguars | 3 | 0 | 0 | | | 13 | 0 | 16 | |

Scoring Plays

| Team | Qtr | Time | Play Description (Extra Point) (Drive Info) | Visitor | Home |
|---------|-----|------|---|---------|------|
| Jaguars | 1 | 7:24 | J.Myers 43 yd. Field Goal (12-51, 6:01) | 0 | 3 |
| Titans | 1 | 2:16 | R.Succop 40 yd. Field Goal (11-53, 5:08) | 3 | 3 |
| Titans | 2 | 0:00 | R.Succop 41 yd. Field Goal (10-38, 2:13) | 6 | 3 |
| Titans | 3 | 9:24 | R.Succop 26 yd. Field Goal (10-31, 4:40) | 9 | 3 |
| Titans | 3 | 6:36 | D.Henry 17 yd. run (R.Succop kick) (2-34, 0:46) | 16 | 3 |
| Titans | 3 | 2:49 | D.Walker 1 yd. run (R.Succop kick) (3-49, 1:34) | 23 | 3 |
| Titans | 4 | 9:57 | J.Smith 32 yd. pass from M.Mariota (R.Succop kick) (8-86, 5:19) | 30 | 3 |
| Jaguars | 4 | 7:12 | L.Fournette 1 yd. run (pass failed) (6-75, 2:45) | 30 | 9 |
| Titans | 4 | 4:14 | J.Fowler 3 yd. run (R.Succop kick) (6-25, 2:58) | 37 | 9 |
| Jaguars | 4 | 2:11 | A.Hurns 7 yd. pass from B.Bortles (J.Myers kick) (6-77, 2:03) | 37 | 16 |

Paid Attendance: 61,709

Time: 3:02

Tennessee Titans vs Jacksonville Jaguars

9/17/2017 at Everbank Field

Final Team Statistics

| | Visitor Titans | Home Jaguars |
|---|-------------------|-----------------|
| TOTAL FIRST DOWNS | 21 | 20 |
| By Rushing | 12 | 6 |
| By Passing | 9 | 13 |
| By Penalty | 0 | 1 |
| THIRD DOWN EFFICIENCY | 6-13-46% | 6-13-46% |
| FOURTH DOWN EFFICIENCY | 0-0-0% | 0-0-0% |
| TOTAL NET YARDS | 390 | 310 |
| Total Offensive Plays (inc. times thrown passing) | 64 | 61 |
| Average gain per offensive play | 6.1 | 5.1 |
| NET YARDS RUSHING | 179 | 99 |
| Total Rushing Plays | 36 | 25 |
| Average gain per rushing play | 5.0 | 4.0 |
| Tackles for a loss-number and yards | 1-1 | 1-1 |
| NET YARDS PASSING | 211 | 211 |
| Times thrown - yards lost attempting to pass | 1-4 | 2-12 |
| Gross yards passing | 215 | 223 |
| PASS ATTEMPTS-COMPLETIONS-HAD INTERCEPTED | 27-15-1 | 34-20-2 |
| Avg gain per pass play (inc.# thrown passing) | 7.5 | 5.9 |
| KICKOFFS Number-In End Zone-Touchbacks | 7-6-3 | 4-2-2 |
| PUNTS Number and Average | 3-41.7 | 5-49.2 |
| Had Blocked | 0 | 0 |
| FGs - PATs Had Blocked | 0-0 | 0-0 |
| Net Punting Average | 40.3 | 38.2 |
| TOTAL RETURN YARDAGE (Not Including Kickoffs) | 65 | 6 |
| No. and Yards Punt Returns | 2-55 | 1-4 |
| No. and Yards Kickoff Returns | 2-22 | 4-88 |
| No. and Yards Interception Returns | 2-10 | 1-2 |
| PENALTIES Number and Yards | 7-70 | 10-99 |
| FUMBLES Number and Lost | 0-0 | 2-1 |
| TOUCHDOWNS | 4 | 2 |
| Rushing | 3 | 1 |
| Passing | 1 | 1 |
| EXTRA POINTS Made-Attempts | 4-4 | 1-2 |
| Kicking Made-Attempts | 4-4 | 1-1 |
| Passing Made-Attempts | 0-0 | 0-1 |
| FIELD GOALS Made-Attempts | 3-3 | 1-1 |
| RED ZONE EFFICIENCY | 3-4-75% | 2-2-100% |
| GOAL TO GO EFFICIENCY | 2-3-67% | 1-1-100% |
| SAFETIES | 0 | 0 |
| FINAL SCORE | 37 | 16 |
| TIME OF POSSESSION | 30:46 | 29:14 |

Tennessee Titans vs Jacksonville Jaguars
9/17/2017 at Everbank Field

Final Individual Statistics

| Tennessee Titans | | | | | | | | | Jacksonville Jaguars | | | | | | | | | | |
|------------------|--|-----|-----|------|-------|------|------|----|----------------------|----------------|-----|-----|------|------|-------|------|----|----|------|
| RUSHING | | ATT | | YDS | AVG | LG | TD | | RUSHING | | ATT | | YDS | AVG | LG | TD | | | |
| D.Henry | | 14 | | 92 | 6.6 | 17 | 1 | | L.Fournette | | 14 | | 40 | 2.9 | 7 | 1 | | | |
| D.Murray | | 9 | | 25 | 2.8 | 7 | 0 | | B.Bortles | | 4 | | 29 | 7.3 | 11 | 0 | | | |
| M.Mariota | | 6 | | 24 | 4.0 | 8 | 0 | | C.Ivory | | 6 | | 17 | 2.8 | 6 | 0 | | | |
| D.Fluellen | | 3 | | 18 | 6.0 | 10 | 0 | | C.Grant | | 1 | | 13 | 13.0 | 13 | 0 | | | |
| T.Taylor | | 2 | | 16 | 8.0 | 17 | 0 | | | | | | | | | | | | |
| J.Fowler | | 1 | | 3 | 3.0 | 3 | 1 | | | | | | | | | | | | |
| D.Walker | | 1 | | 1 | 1.0 | 1 | 1 | | | | | | | | | | | | |
| Total | | 36 | | 179 | 5.0 | 17 | 3 | | Total | | 25 | | 99 | 4.0 | 13 | 1 | | | |
| PASSING | | ATT | CMP | YDS | SK/YD | TD | LG | IN | RT | PASSING | | ATT | CMP | YDS | SK/YD | TD | LG | IN | RT |
| M.Mariota | | 27 | 15 | 215 | 1/4 | 1 | 42 | 1 | 78.5 | B.Bortles | | 34 | 20 | 223 | 2/12 | 1 | 29 | 2 | 63.7 |
| Total | | 27 | 15 | 215 | 1/4 | 1 | 42 | 1 | 78.5 | Total | | 34 | 20 | 223 | 2/12 | 1 | 29 | 2 | 63.7 |
| PASS RECEIVING | | TAR | | REC | YDS | AVG | LG | TD | | PASS RECEIVING | | TAR | | REC | YDS | AVG | LG | TD | |
| D.Walker | | 4 | | 4 | 61 | 15.3 | 19 | 0 | | M.Lee | | 12 | | 7 | 76 | 10.9 | 19 | 0 | |
| R.Matthews | | 5 | | 3 | 43 | 14.3 | 20 | 0 | | A.Hurns | | 7 | | 6 | 82 | 13.7 | 20 | 1 | |
| E.Decker | | 5 | | 3 | 32 | 10.7 | 16 | 0 | | C.Ivory | | 4 | | 3 | 31 | 10.3 | 29 | 0 | |
| J.Smith | | 3 | | 2 | 30 | 15.0 | 32 | 1 | | L.Fournette | | 5 | | 2 | 21 | 10.5 | 11 | 0 | |
| T.Taylor | | 1 | | 1 | 42 | 42.0 | 42 | 0 | | K.Cole | | 3 | | 2 | 13 | 6.5 | 11 | 0 | |
| C.Davis | | 3 | | 1 | 4 | 4.0 | 4 | 0 | | M.Lewis | | 2 | | 0 | 0 | 0.0 | 0 | 0 | |
| D.Murray | | 2 | | 1 | 3 | 3.0 | 3 | 0 | | B.Koyack | | 1 | | 0 | 0 | 0.0 | 0 | 0 | |
| Total | | 23 | | 15 | 215 | 14.3 | 42 | 1 | | Total | | 34 | | 20 | 223 | 11.2 | 29 | 1 | |
| INTERCEPTIONS | | NO | | YDS | AVG | LG | TD | | INTERCEPTIONS | | NO | | YDS | AVG | LG | TD | | | |
| D.Searcy | | 1 | | 8 | 8.0 | 8 | 0 | | T.Smith | | 1 | | 2 | 2.0 | 2 | 0 | | | |
| C.Riley | | 1 | | 2 | 2.0 | 2 | 0 | | | | | | | | | | | | |
| Total | | 2 | | 10 | 5.0 | 8 | 0 | | Total | | 1 | | 2 | 2.0 | 2 | 0 | | | |
| PUNTING | | NO | YDS | AVG | NET | TB | IN20 | LG | PUNTING | | NO | YDS | AVG | NET | TB | IN20 | LG | | |
| B.Kern | | 3 | 125 | 41.7 | 40.3 | 0 | 0 | 42 | B.Nortman | | 5 | 246 | 49.2 | 38.2 | 0 | 1 | 59 | | |
| Total | | 3 | 125 | 41.7 | 40.3 | 0 | 0 | 42 | Total | | 5 | 246 | 49.2 | 38.2 | 0 | 1 | 59 | | |
| PUNT RETURNS | | NO | YDS | AVG | FC | LG | TD | | PUNT RETURNS | | NO | YDS | AVG | FC | LG | TD | | | |
| A.Jackson | | 2 | 55 | 27.5 | 2 | 46 | 0 | | M.Lee | | 1 | 4 | 4.0 | 0 | 4 | 0 | | | |
| [OUT OF BOUNDS] | | 1 | 0 | 0.0 | 0 | 0 | 0 | | [OUT OF BOUNDS] | | 2 | 0 | 0.0 | 0 | 0 | 0 | | | |
| Total | | 2 | 55 | 27.5 | 2 | 46 | 0 | | Total | | 1 | 4 | 4.0 | 0 | 4 | 0 | | | |
| KICKOFF RETURNS | | NO | YDS | AVG | FC | LG | TD | | KICKOFF RETURNS | | NO | YDS | AVG | FC | LG | TD | | | |
| E.Decker | | 1 | 22 | 22.0 | 0 | 22 | 0 | | C.Grant | | 3 | 74 | 24.7 | 0 | 28 | 0 | | | |
| E.Weems | | 1 | 0 | 0.0 | 0 | 0 | 0 | | K.Cole | | 1 | 14 | 14.0 | 0 | 14 | 0 | | | |
| [TOUCHBACK] | | 2 | 0 | 0.0 | 0 | 0 | 0 | | [TOUCHBACK] | | 3 | 0 | 0.0 | 0 | 0 | 0 | | | |
| Total | | 2 | 22 | 11.0 | 0 | 22 | 0 | | Total | | 4 | 88 | 22.0 | 0 | 28 | 0 | | | |

Tennessee Titans

| FUMBLES | FUM | LOST | OWN-REC | YDS | TD | FORCED | OPP-REC | YDS | TD | OUT-BDS |
|----------|-----|------|---------|-----|----|--------|---------|-----|----|---------|
| B.Orakpo | 0 | 0 | 0 | 0 | 0 | 1 | 0 | 0 | 0 | 0 |
| L.Sims | 0 | 0 | 0 | 0 | 0 | 1 | 0 | 0 | 0 | 0 |
| E.Walden | 0 | 0 | 0 | 0 | 0 | 0 | 1 | 0 | 0 | 0 |
| Total | 0 | 0 | 0 | 0 | 0 | 2 | 1 | 0 | 0 | 0 |

Jacksonville Jaguars

| FUMBLES | FUM | LOST | OWN-REC | YDS | TD | FORCED | OPP-REC | YDS | TD | OUT-BDS |
|-----------|-----|------|---------|-----|----|--------|---------|-----|----|---------|
| B.Bortles | 1 | 1 | 0 | 0 | 0 | 0 | 0 | 0 | 0 | 0 |
| K.Cole | 1 | 0 | 0 | 0 | 0 | 0 | 0 | 0 | 0 | 1 |
| Total | 2 | 1 | 0 | 0 | 0 | 0 | 0 | 0 | 0 | 1 |

Play By Play

First Quarter

9/17/2017

JAX wins the coin toss and elects to defer. TEN elects to Receive, and JAX elects to defend the south goal.

J.Myers kicks 65 yards from JAX 35 to end zone, Touchback.

Tennessee Titans at 15:00

- 1-10-TEN 25 (15:00) D.Murray left end pushed ob at TEN 25 for no gain (M.Jack).
- 2-10-TEN 25 (14:25) D.Murray up the middle to TEN 28 for 3 yards (M.Jackson).
- 3-7-TEN 28 (13:41) (Shotgun) M.Mariota pass incomplete deep right to E.Decker.
- 4-7-TEN 28 (13:36) B.Kern punts 42 yards to JAX 30, Center-B.Brinkley. M.Lee to JAX 34 for 4 yards (B.Brinkley).
PENALTY on JAX-J.Wilson, Illegal Block Above the Waist, 10 yards, enforced at JAX 34.

Jacksonville Jaguars at 13:25

- 1-10-JAX 24 (13:25) L.Fournette up the middle to JAX 29 for 5 yards (A.Williamson).
- 2-5-JAX 29 (12:51) (Shotgun) B.Bortles up the middle to JAX 35 for 6 yards (K.Byard). R1
- 1-10-JAX 35 (12:15) (Shotgun) C.Ivory up the middle to JAX 41 for 6 yards (D.Morgan).
- 2-4-JAX 41 (11:37) B.Bortles pass incomplete short middle to L.Fournette [B.Orakpo].
- 3-4-JAX 41 (11:33) (Shotgun) B.Bortles pass short middle to M.Lee to TEN 45 for 14 yards (A.Jackson). P2
- 1-10-TEN 45 (11:02) L.Fournette up the middle to TEN 38 for 7 yards (W.Woodyard).
- 2-3-TEN 38 (10:25) L.Fournette up the middle to TEN 36 for 2 yards (K.Klug).
- 3-1-TEN 36 (9:47) C.Ivory up the middle to TEN 34 for 2 yards (W.Woodyard). R3
- 1-10-TEN 34 (9:07) B.Bortles pass incomplete short right to B.Koyack (D.Morgan).
- 2-10-TEN 34 (9:02) L.Fournette right end to TEN 35 for -1 yards (A.Jackson; W.Woodyard).
- 3-11-TEN 35 (8:19) (Shotgun) B.Bortles pass short right to L.Fournette to TEN 25 for 10 yards (D.Searcy; W.Woodyard).
- 4-1-TEN 25 (7:30) J.Myers 43 yard field goal is GOOD, Center-M.Overton, Holder-B.Nortman.

TEN 0 JAX 3, 12 plays, 51 yards, 6:01 drive, 7:36 elapsed

J.Myers kicks 65 yards from JAX 35 to end zone, Touchback.

Tennessee Titans at 7:24

- 1-10-TEN 25 (7:24) D.Murray left guard to TEN 29 for 4 yards (T.Smith).
- 2-6-TEN 29 (6:47) D.Murray up the middle to TEN 33 for 4 yards (P.Posluszny).
- 3-2-TEN 33 (6:01) (Shotgun) M.Mariota pass short middle to E.Decker to TEN 43 for 10 yards (A.Bouye). P1
- 1-10-TEN 43 (5:20) (Shotgun) M.Mariota pass deep left to E.Decker to JAX 41 for 16 yards (A.Bouye). P2
- 1-10-JAX 41 (4:36) D.Murray right end to JAX 37 for 4 yards (M.Jackson).
- 2-6-JAX 37 (3:58) M.Mariota pass incomplete short left to D.Murray (M.Bennett).
- 3-6-JAX 37 (3:52) (Shotgun) M.Mariota pass short left to D.Walker to JAX 29 for 8 yards (A.Colvin). P3
- 1-10-JAX 29 (3:09) (Shotgun) D.Murray up the middle to JAX 22 for 7 yards (P.Posluszny; M.Jack).
- 2-3-JAX 22 (2:28) (Shotgun) M.Mariota pass incomplete short left to C.Davis (A.Bouye).
- 3-3-JAX 22 (2:24) (Shotgun) M.Mariota pass incomplete short left to E.Decker.
- 4-3-JAX 22 (2:20) R.Succop 40 yard field goal is GOOD, Center-B.Brinkley, Holder-B.Kern.

TEN 3 JAX 3, 11 plays, 53 yards, 5:08 drive, 12:44 elapsed

R.Succop kicks 65 yards from TEN 35 to end zone, Touchback.

Jacksonville Jaguars at 2:16

- 1-10-JAX 25 (2:16) L.Fournette right end to JAX 29 for 4 yards (B.Orakpo).
- 2-6-JAX 29 (1:43) C.Ivory left end to JAX 29 for no gain (B.Orakpo).
- 3-6-JAX 29 (1:04) (Shotgun) B.Bortles pass incomplete short left to M.Lee [J.Casey].
- 4-6-JAX 29 (:59) B.Nortman punts 52 yards to TEN 19, Center-M.Overton. A.Jackson to TEN 28 for 9 yards (D.Smoot).

Tennessee Titans at 0:47

- 1-10-TEN 28 (:47) PENALTY on TEN-J.Conklin, False Start, 5 yards, enforced at TEN 28 - No Play.
- 1-15-TEN 23 (:47) D.Henry up the middle to TEN 26 for 3 yards (T.Smith).
- 2-12-TEN 26 (:09) (Shotgun) M.Mariota right guard to TEN 33 for 7 yards (T.Smith).

END OF QUARTER

| | Score | Time Poss | First Downs | | | | Efficiencies | |
|----------------------|-------|-----------|-------------|---|---|---|--------------|--------|
| | | | R | P | X | T | 3 Down | 4 Down |
| Tennessee Titans | 3 | 7:30 | 0 | 3 | 0 | 3 | 2/4 | 0/0 |
| Jacksonville Jaguars | 3 | 7:30 | 2 | 1 | 0 | 3 | 2/4 | 0/0 |

Play By Play

Second Quarter

9/17/2017

Tennessee Titans continued.

- 3-5-TEN 33 (15:00) (Shotgun) M.Mariota sacked at TEN 29 for -4 yards (M.Jack).
- 4-9-TEN 29 (14:27) B.Kern punts 42 yards to JAX 29, Center-B.Brinkley, out of bounds. TEN-T.Taylor was injured during the play. His return is Questionable.

Jacksonville Jaguars at 14:23

- 1-10-JAX 29 (14:23) (Shotgun) B.Bortles pass incomplete deep right to A.Hurns.
- 2-10-JAX 29 (14:17) (Shotgun) L.Fournette up the middle to JAX 33 for 4 yards (J.Casey).
- 3-6-JAX 33 (13:42) (Shotgun) B.Bortles pass incomplete short left to C.Ivory (J.Brown).
- 4-6-JAX 33 (13:34) B.Nortman punts 53 yards to TEN 14, Center-M.Overton, fair catch by A.Jackson.

Tennessee Titans at 13:30

- 1-10-TEN 14 (13:30) M.Mariota pass short right to C.Davis to TEN 18 for 4 yards (E.Ankou) [D.Smoot].
- 2-6-TEN 18 (12:47) D.Murray left end to TEN 18 for no gain (B.Church).
- 3-6-TEN 18 (12:03) (Shotgun) M.Mariota pass incomplete short right to R.Matthews.
- 4-6-TEN 18 (11:56) B.Kern punts 41 yards to JAX 41, Center-B.Brinkley, out of bounds.

Jacksonville Jaguars at 11:51

- 1-10-JAX 41 (11:51) L.Fournette up the middle to JAX 48 for 7 yards (K.Byard).
- 2-3-JAX 48 (11:19) L.Fournette left end to 50 for 2 yards (L.Ryan).
- 3-1-50 (10:43) (Shotgun) C.Ivory up the middle to TEN 48 for 2 yards (K.Klug). R4
- 1-10-TEN 48 (10:04) B.Bortles pass short right to C.Ivory to 50 for -2 yards (W.Woodyard; K.Byard).
PENALTY on JAX-M.Lewis, Illegal Use of Hands, 10 yards, enforced at TEN 48 - No Play.
- 1-20-JAX 42 (9:40) (Shotgun) B.Bortles pass short right to C.Ivory to JAX 46 for 4 yards (L.Ryan).
- 2-16-JAX 46 (9:00) (Shotgun) B.Bortles sacked at JAX 39 for -7 yards (B.Orakpo). FUMBLES (B.Orakpo), RECOVERED by TEN-E.Walden at JAX 39. E.Walden to JAX 39 for no gain (J.Parnell).

Tennessee Titans at 8:52

- 1-10-JAX 39 (8:52) (Shotgun) M.Mariota pass short right to J.Smith to JAX 41 for -2 yards (P.Posluszny).
- 2-12-JAX 41 (8:14) (Shotgun) T.Taylor left end ran ob at JAX 24 for 17 yards (A.Colvin). R4
- 1-10-JAX 24 (7:40) (Shotgun) M.Mariota pass short middle intended for J.Smith INTERCEPTED by T.Smith at JAX 14. T.Smith to JAX 16 for 2 yards (D.Murray).

Jacksonville Jaguars at 7:33

- 1-10-JAX 16 (7:33) C.Grant left end to JAX 29 for 13 yards (W.Woodyard). R5
- 1-10-JAX 29 (6:53) L.Fournette up the middle pushed ob at JAX 32 for 3 yards (L.Ryan).
PENALTY on TEN-L.Ryan, Unnecessary Roughness, 15 yards, enforced at JAX 32. X6
- 1-10-JAX 47 (6:31) (Shotgun) C.Ivory up the middle to 50 for 3 yards (W.Woodyard).
- 2-7-50 (5:55) C.Ivory up the middle to TEN 46 for 4 yards (J.Brown).
- 3-3-TEN 46 (5:14) (Shotgun) B.Bortles pass short right to M.Lee to TEN 38 for 8 yards (A.Jackson). P7
- 1-10-TEN 38 (4:39) B.Bortles scrambles left end to TEN 32 for 6 yards (B.Orakpo).
- 2-4-TEN 32 (4:00) B.Bortles pass incomplete short right to L.Fournette.
- 3-4-TEN 32 (3:53) (Shotgun) B.Bortles pass short left to M.Lee to TEN 27 for 5 yards (L.Sims). P8
- 1-10-TEN 27 (3:14) C.Ivory right end pushed ob at TEN 27 for no gain (E.Walden).
PENALTY on JAX-C.Ivory, Face Mask (15 Yards), 15 yards, enforced at TEN 27 - No Play.
Penalty on JAX-J.Parnell, Offensive Holding, declined.
- 1-25-TEN 42 (2:59) (Shotgun) L.Fournette left end to TEN 42 for no gain (K.Byard; D.Morgan).
- 2-25-TEN 42 (2:21) (Shotgun) B.Bortles pass short middle intended for M.Lee INTERCEPTED by C.Riley (A.Williamson) at TEN 37. C.Riley to TEN 39 for 2 yards (M.Lee).

Tennessee Titans at 2:13

- 1-10-TEN 39 (2:13) (Shotgun) M.Mariota pass short middle to D.Murray to TEN 42 for 3 yards (T.Smith; Y.Ngakoue).

Two-Minute Warning

- 2-7-TEN 42 (2:00) (Shotgun) M.Mariota pass short left to E.Decker to TEN 48 for 6 yards (A.Colvin).
- 3-1-TEN 48 (1:19) D.Henry up the middle to 50 for 2 yards (E.Ankou). R5
- Timeout #1 by TEN at 01:14.
- 1-10-50 (1:14) (Shotgun) M.Mariota pass incomplete deep left to C.Davis.
- 2-10-50 (1:09) (Shotgun) M.Mariota scrambles right end ran ob at JAX 43 for 7 yards (M.Jack).
- 3-3-JAX 43 (1:01) (Shotgun) M.Mariota pass short middle to R.Matthews to JAX 28 for 15 yards (B.Church). P6
- 1-10-JAX 28 (:40) (No Huddle, Shotgun) M.Mariota pass incomplete short right.

Tennessee Titans vs Jacksonville Jaguars at Everbank Field

- 2-10-JAX 28 (:34) (Shotgun) M.Mariota scrambles right end ran ob at JAX 21 for 7 yards (J.Ramsey).
PENALTY on TEN-J.Conklin, Offensive Holding, 10 yards, enforced at JAX 28 - No Play.
- 2-20-JAX 38 (:27) (Shotgun) M.Mariota pass short right to D.Murray to JAX 26 for 12 yards (J.Ramsey).
PENALTY on TEN-T.Lewan, Illegal Use of Hands, 10 yards, enforced at JAX 38 - No Play.
- 2-30-JAX 48 (:19) (Shotgun) M.Mariota pass deep middle to R.Matthews to JAX 28 for 20 yards (A.Bouye).
Timeout #2 by TEN at 00:10.
- 3-10-JAX 28 (:10) (Shotgun) PENALTY on JAX-D.Fowler, Defensive Offside, 5 yards, enforced at JAX 28 - No Play.
- 3-5-JAX 23 (:10) (Shotgun) M.Mariota pass incomplete short right.
- 4-5-JAX 23 (:04) R.Succop 41 yard field goal is GOOD, Center-B.Brinkley, Holder-B.Kern.

TEN 6 JAX 3, 10 plays, 38 yards, 1 penalty, 2:13 drive, 15:00 elapsed

| END OF QUARTER | | | First Downs | | | | Efficiencies | |
|----------------------|-------|-----------|-------------|---|---|---|--------------|--------|
| | Score | Time Poss | R | P | X | T | 3 Down | 4 Down |
| Tennessee Titans | 6 | 5:48 | 2 | 1 | 0 | 3 | 2/5 | 0/0 |
| Jacksonville Jaguars | 3 | 9:12 | 2 | 2 | 1 | 5 | 3/4 | 0/0 |

9/17/2017 at Everbank Field

[illegible]

Third Quarter

9/17/2017

Play By Play

JAX elects to Receive, and TEN elects to defend the North goal.

R.Succop kicks 68 yards from TEN 35 to JAX -3. C.Grant to JAX 25 for 28 yards (B.Trawick).

Jacksonville Jaguars at 15:00, (1st play from scrimmage 14:54)

- 1-10-JAX 25 (14:54) (Shotgun) L.Fournette up the middle to JAX 29 for 4 yards (J.Casey).
- 2-6-JAX 29 (14:16) (Shotgun) B.Bortles pass incomplete short middle to M.Lewis.
- 3-6-JAX 29 (14:12) (Shotgun) B.Bortles pass deep middle intended for M.Lee INTERCEPTED by D.Searcy at JAX 47. D.Searcy to JAX 39 for 8 yards (A.Hurns).

Tennessee Titans at 14:04

- 1-10-JAX 39 (14:04) (Shotgun) D.Murray up the middle to JAX 39 for no gain (P.Posluszny).
- 2-10-JAX 39 (13:29) (Shotgun) T.Taylor left end to JAX 40 for -1 yards (T.Smith).
- 3-11-JAX 40 (12:52) (Shotgun) M.Mariota pass deep left to D.Walker to JAX 21 for 19 yards (B.Church).
- 1-10-JAX 21 (12:09) (Shotgun) M.Mariota scrambles right end pushed ob at JAX 17 for 4 yards (M.Jack).
- 2-6-JAX 17 (11:39) (Shotgun) M.Mariota right end to JAX 9 for 8 yards.
- 1-9-JAX 9 (10:55) (Shotgun) D.Murray right end to JAX 6 for 3 yards (C.Campbell).
- PENALTY on TEN-J.Conklin, Illegal Block Above the Waist, 10 yards, enforced at JAX 6.
- Timeout #1 by TEN at 10:24.
- 1-16-JAX 16 (10:24) (Shotgun) M.Mariota pass incomplete short left. Mariota threw the ball away.
- 2-16-JAX 16 (10:18) M.Mariota pass short left to R.Matthews to JAX 8 for 8 yards (T.Gipson; T.Smith).
- 3-8-JAX 8 (9:30) (Shotgun) M.Mariota pass incomplete short left to R.Matthews.
- 4-8-JAX 8 (9:27) R.Succop 26 yard field goal is GOOD, Center-B.Brinkley, Holder-B.Kern.

P7

R8

TEN 9 JAX 3, 10 plays, 31 yards, 4:40 drive, 5:36 elapsed

R.Succop kicks 65 yards from TEN 35 to end zone, Touchback.

Jacksonville Jaguars at 9:24

- 1-10-JAX 25 (9:24) L.Fournette right end pushed ob at JAX 28 for 3 yards (A.Jackson).
- PENALTY on JAX-J.O'Shaughnessy, Offensive Holding, 10 yards, enforced at JAX 25 - No Play.
- 1-20-JAX 15 (9:03) (Shotgun) L.Fournette up the middle to JAX 16 for 1 yard (W.Woodyard).
- 2-19-JAX 16 (8:25) (Shotgun) B.Bortles pass short left to M.Lee to JAX 21 for 5 yards (W.Woodyard; K.Byard).
- 3-14-JAX 21 (7:44) (Shotgun) B.Bortles pass incomplete short left to M.Lewis (K.Byard).
- 4-14-JAX 21 (7:39) B.Nortman punts 59 yards to TEN 20, Center-M.Overton. A.Jackson ran ob at JAX 34 for 46 yards (T.Bohanon).

Tennessee Titans at 7:22

- 1-10-JAX 34 (7:22) M.Mariota pass short right to D.Walker pushed ob at JAX 17 for 17 yards (T.Smith).
- 1-10-JAX 17 (6:43) D.Henry up the middle for 17 yards, TOUCHDOWN.
- R.Succop extra point is GOOD, Center-B.Brinkley, Holder-B.Kern.

P9

R10

TEN 16 JAX 3, 2 plays, 34 yards, 0:46 drive, 8:24 elapsed

R.Succop kicks 66 yards from TEN 35 to JAX -1. C.Grant to JAX 18 for 19 yards (A.Wallace).

PENALTY on JAX-P.Posluszny, Offensive Holding, 9 yards, enforced at JAX 18.

Jacksonville Jaguars at 6:36, (1st play from scrimmage 6:30)

- 1-10-JAX 9 (6:30) (Shotgun) B.Bortles pass short right to K.Cole to JAX 20 for 11 yards (A.Jackson). TEN-A.Jackson was injured during the play.
- 1-10-JAX 20 (6:08) (Shotgun) L.Fournette left end to JAX 21 for 1 yard (D.Jones).
- 2-9-JAX 21 (5:27) (Shotgun) B.Bortles pass short right to M.Lee pushed ob at JAX 33 for 12 yards (L.Ryan).
- PENALTY on JAX-A.Hurns, Offensive Pass Interference, 10 yards, enforced at JAX 21 - No Play.
- 2-19-JAX 11 (5:05) (Shotgun) B.Bortles pass incomplete short middle to L.Fournette.
- 3-19-JAX 11 (5:00) (Shotgun) B.Bortles sacked at JAX 6 for -5 yards (D.Morgan).
- 4-24-JAX 6 (4:32) B.Nortman punts 43 yards to JAX 49, Center-M.Overton, out of bounds.

P9

Tennessee Titans at 4:23

- 1-10-JAX 49 (4:23) M.Mariota pass deep left to T.Taylor to JAX 7 for 42 yards (A.Bouye).
- 1-7-JAX 7 (3:37) (Shotgun) D.Henry up the middle to JAX 1 for 6 yards (B.Church).
- Timeout #2 by TEN at 02:53.
- 2-1-JAX 1 (2:53) D.Walker right end for 1 yard, TOUCHDOWN.
- PENALTY on JAX-J.Ramsey, Unnecessary Roughness, 15 yards, enforced between downs.
- R.Succop extra point is GOOD, Center-B.Brinkley, Holder-B.Kern.

P11

R12

Tennessee Titans vs Jacksonville Jaguars at Everbank Field

TEN 23 JAX 3, 3 plays, 49 yards, 1:34 drive, 12:11 elapsed

R.Succop kicks 49 yards from 50 to JAX 1. K.Cole to JAX 15 for 14 yards (T.Taylor).

Jacksonville Jaguars at 2:49, (1st play from scrimmage 2:44)

| | | |
|--------------------|--|-----|
| 1-10-JAX 15 | (2:44) (Shotgun) B.Bortles pass short middle to M.Lee pushed ob at JAX 31 for 16 yards (D.Searcy). | P10 |
| <u>1-10-JAX 31</u> | (2:18) (Shotgun) B.Bortles pass short left to K.Cole to JAX 36 for 5 yards (L.Sims). FUMBLES (L.Sims), ball out of bounds at JAX 33. | |
| 2-8-JAX 33 | (1:53) (Shotgun) B.Bortles pass incomplete short right to K.Cole. | |
| 3-8-JAX 33 | (1:47) (Shotgun) B.Bortles pass deep right to A.Hurns ran ob at JAX 49 for 16 yards. | P11 |
| <u>1-10-JAX 49</u> | (1:24) (Shotgun) B.Bortles pass short right to C.Ivory to JAX 47 for -2 yards (W.Woodyard). | |
| 2-12-JAX 47 | (:57) (Shotgun) B.Bortles pass short middle to C.Ivory to TEN 48 for 5 yards (W.Woodyard). | |
| | PENALTY on JAX-C.Robinson, Illegal Use of Hands, 10 yards, enforced at JAX 47 - No Play. | |
| 2-22-JAX 37 | (:35) (Shotgun) B.Bortles pass incomplete deep left to M.Lee. | |
| 3-22-JAX 37 | (:30) (Shotgun) B.Bortles pass incomplete deep left to M.Lee. | |
| 4-22-JAX 37 | (:23) B.Nortman punts 39 yards to TEN 24, Center-M.Overton, fair catch by A.Jackson. | |
| | PENALTY on TEN-D.Bates, Offensive Holding, 10 yards, enforced at TEN 24. | |

Tennessee Titans at 0:16

1-10-TEN 14 (:16) D.Henry left end to TEN 19 for 5 yards (T.Gipson).

END OF QUARTER

| | Score | Time Poss | First Downs | | | | Efficiencies | |
|----------------------|-------|--------------|-------------|---|---|---|--------------|--------|
| | | | R | P | X | T | 3 Down | 4 Down |
| Tennessee Titans | 23 | 7:16 | 3 | 3 | 0 | 6 | 1/2 | 0/0 |
| Jacksonville Jaguars | 3 | 7:44 | 0 | 3 | 0 | 3 | 1/5 | 0/0 |

Play By Play

Fourth Quarter

9/17/2017

Tennessee Titans continued.

| | | |
|--------------------|--|-----|
| 2-5-TEN 19 | (15:00) D.Henry left end to TEN 33 for 14 yards (J.Ramsey). | R13 |
| <u>1-10-TEN 33</u> | (14:20) D.Henry up the middle to TEN 39 for 6 yards (T.Smith). | |
| 2-4-TEN 39 | (13:37) D.Henry left end to 50 for 11 yards (J.Ramsey). | R14 |
| <u>1-10-50</u> | (12:52) D.Henry left end pushed ob at JAX 48 for 2 yards (T.Gipson). | |
| | PENALTY on JAX-D.Smoot, Defensive Offside, 5 yards, enforced at 50 - No Play. | |
| 1-5-JAX 45 | (12:22) D.Henry up the middle to JAX 43 for 2 yards (C.Campbell). | |
| 2-3-JAX 43 | (11:44) D.Henry up the middle to JAX 39 for 4 yards (B.Church). | R15 |
| <u>1-10-JAX 39</u> | (11:13) M.Mariota pass deep right to D.Walker to JAX 22 for 17 yards (M.Jack). | P16 |
| <u>1-10-JAX 22</u> | (10:30) D.Henry up the middle to JAX 22 for no gain (E.Ankou). | |
| | PENALTY on TEN-B.Jones, Offensive Holding, 10 yards, enforced at JAX 22 - No Play. | |
| 1-20-JAX 32 | (10:08) M.Mariota pass short right to J.Smith for 32 yards, TOUCHDOWN. | P17 |
| | R.Succop extra point is GOOD, Center-B.Brinkley, Holder-B.Kern. | |

TEN 30 JAX 3, 8 plays, 86 yards, 1 penalty, 5:19 drive, 5:03 elapsed

R.Succop kicks 65 yards from TEN 35 to end zone, Touchback.

Jacksonville Jaguars at 9:57, (1st play from scrimmage 9:56)

| | | |
|--------------------|--|-----|
| 1-10-JAX 25 | (9:56) (Shotgun) B.Bortles pass short middle to M.Lee to JAX 34 for 9 yards (A.Jackson). | |
| 2-1-JAX 34 | (9:34) (No Huddle, Shotgun) B.Bortles pass short middle to C.Ivory to TEN 37 for 29 yards (B.McCain). | P12 |
| <u>1-10-TEN 37</u> | (8:59) (No Huddle, Shotgun) B.Bortles pass short middle to A.Hurns to TEN 23 for 14 yards (C.Riley). | P13 |
| <u>1-10-TEN 23</u> | (8:31) (No Huddle, Shotgun) B.Bortles pass short middle to A.Hurns to TEN 7 for 16 yards (L.Ryan) [J.Casey]. | P14 |
| <u>1-7-TEN 7</u> | (7:50) (Shotgun) B.Bortles scrambles up the middle to TEN 1 for 6 yards (A.Williamson). | |
| 2-1-TEN 1 | (7:15) (No Huddle, Shotgun) L.Fournette up the middle for 1 yard, TOUCHDOWN. | R15 |
| | (Pass formation) TWO-POINT CONVERSION ATTEMPT. B.Bortles pass to A.Hurns is incomplete. ATTEMPT FAILS. | |

TEN 30 JAX 9, 6 plays, 75 yards, 2:45 drive, 7:48 elapsed

J.Myers kicks onside 12 yards from JAX 35 to JAX 47. E.Decker to JAX 25 for 22 yards (C.Grant).

Tennessee Titans at 7:12, (1st play from scrimmage 7:06)

| | | |
|--------------------|--|-----|
| 1-10-JAX 25 | (7:06) D.Henry right end to JAX 18 for 7 yards (M.Bennett). | |
| 2-3-JAX 18 | (6:28) D.Henry up the middle to JAX 15 for 3 yards (P.Posluszny). | R18 |
| <u>1-10-JAX 15</u> | (5:44) M.Mariota pass incomplete short right. Mariota threw the ball away. | |
| 2-10-JAX 15 | (5:37) D.Henry left end pushed ob at JAX 6 for 9 yards (A.Bouye). | |
| 3-1-JAX 6 | (5:05) D.Henry up the middle to JAX 3 for 3 yards (A.Bouye). | R19 |
| <u>1-3-JAX 3</u> | (4:17) J.Fowler up the middle for 3 yards, TOUCHDOWN. | R20 |
| | R.Succop extra point is GOOD, Center-B.Brinkley, Holder-B.Kern. | |

TEN 37 JAX 9, 6 plays, 25 yards, 2:58 drive, 10:46 elapsed

R.Succop kicks 69 yards from TEN 35 to JAX -4. C.Grant to JAX 23 for 27 yards (P.Supernaw).

Jacksonville Jaguars at 4:14, (1st play from scrimmage 4:07)

| | | |
|--------------------|--|-----|
| 1-10-JAX 23 | (4:07) (Shotgun) B.Bortles pass deep middle to A.Hurns to JAX 43 for 20 yards (K.Byard) [D.King]. | P16 |
| <u>1-10-JAX 43</u> | (3:43) (No Huddle, Shotgun) B.Bortles pass short middle to L.Fournette to TEN 46 for 11 yards (A.Williamson). | P17 |
| <u>1-10-TEN 46</u> | (3:23) (No Huddle, Shotgun) B.Bortles scrambles left end to TEN 35 for 11 yards. | R18 |
| <u>1-10-TEN 35</u> | (3:01) (No Huddle, Shotgun) B.Bortles pass short middle to M.Lee to TEN 16 for 19 yards (D.Searcy; L.Sims). | P19 |
| <u>1-10-TEN 16</u> | (2:38) (No Huddle, Shotgun) B.Bortles pass short middle to A.Hurns to TEN 7 for 9 yards (A.Williamson; K.Byard). | |
| 2-1-TEN 7 | (2:15) (No Huddle, Shotgun) B.Bortles pass short right to A.Hurns for 7 yards, TOUCHDOWN. | P20 |
| | J.Myers extra point is GOOD, Center-M.Overton, Holder-B.Nortman. | |

TEN 37 JAX 16, 6 plays, 77 yards, 2:03 drive, 12:49 elapsed

J.Myers kicks 45 yards from JAX 35 to TEN 20. E.Weems to TEN 20 for no gain (K.Cole).

Tennessee Titans at 2:11, (1st play from scrimmage 2:07)

| | | |
|-------------|--|-----|
| 1-10-TEN 20 | (2:07) D.Fluellen left guard to TEN 24 for 4 yards (C.Campbell). | |
| | Timeout #1 by JAX at 02:02. | |
| 2-6-TEN 24 | (2:02) D.Fluellen left guard to TEN 34 for 10 yards (B.Church). | R21 |

Two-Minute Warning

Tennessee Titans vs Jacksonville Jaguars at Everbank Field

- 1-10-TEN 34 (1:56) D.Fluellen up the middle to TEN 38 for 4 yards (C.Campbell).
- 2-6-TEN 38 (1:12) M.Mariota kneels to TEN 37 for -1 yards.
- 3-7-TEN 37 (:31) M.Mariota kneels to TEN 36 for -1 yards.

END OF QUARTER

| | Score | Time Poss | First Downs | | | | Efficiencies | |
|----------------------|-------|--------------|-------------|---|---|---|--------------|--------|
| | | | R | P | X | T | 3 Down | 4 Down |
| Tennessee Titans | 37 | 10:12 | 7 | 2 | 0 | 9 | 1/2 | 0/0 |
| Jacksonville Jaguars | 16 | 4:48 | 2 | 7 | 0 | 9 | 0/0 | 0/0 |

Tennessee Titans vs Jacksonville Jaguars

9/17/2017 at Everbank Field

Final Defensive Statistics

Tennessee Titans

Regular Defensive Plays

Special Teams

Misc

| | TKL | AST | COMB | SK | / YDS | TFL | Q | IN | PD | FF | FR | TKL | AST | FF | FR | BL | TKL | AST | FF | FR |
|--------------|-----------|-----------|-----------|----------|-----------|----------|----------|----------|----------|----------|----------|----------|----------|----------|----------|----------|----------|----------|----------|----------|
| W.Woodyard | 6 | 3 | 9 | 0 | 0 | 1 | 0 | 0 | 0 | 0 | 0 | 0 | 0 | 0 | 0 | 0 | 0 | 0 | 0 | 0 |
| K.Byard | 3 | 3 | 6 | 0 | 0 | 0 | 0 | 0 | 1 | 0 | 0 | 0 | 0 | 0 | 0 | 0 | 0 | 0 | 0 | 0 |
| A.Jackson | 4 | 1 | 5 | 0 | 0 | 0 | 0 | 0 | 0 | 0 | 0 | 0 | 0 | 0 | 0 | 0 | 0 | 0 | 0 | 0 |
| B.Orakpo | 4 | 0 | 4 | 1 | 7 | 0 | 1 | 0 | 0 | 1 | 0 | 0 | 0 | 0 | 0 | 0 | 0 | 0 | 0 | 0 |
| L.Ryan | 4 | 0 | 4 | 0 | 0 | 0 | 0 | 0 | 0 | 0 | 0 | 0 | 0 | 0 | 0 | 0 | 0 | 0 | 0 | 0 |
| A.Williamson | 3 | 1 | 4 | 0 | 0 | 0 | 0 | 0 | 1 | 0 | 0 | 0 | 0 | 0 | 0 | 0 | 0 | 0 | 0 | 0 |
| D.Morgan | 2 | 1 | 3 | 1 | 5 | 1 | 1 | 0 | 1 | 0 | 0 | 0 | 0 | 0 | 0 | 0 | 0 | 0 | 0 | 0 |
| L.Sims | 2 | 1 | 3 | 0 | 0 | 0 | 0 | 0 | 0 | 1 | 0 | 0 | 0 | 0 | 0 | 0 | 0 | 0 | 0 | 0 |
| D.Searcy | 1 | 2 | 3 | 0 | 0 | 0 | 0 | 1 | 1 | 0 | 0 | 0 | 0 | 0 | 0 | 0 | 0 | 0 | 0 | 0 |
| J.Casey | 2 | 0 | 2 | 0 | 0 | 0 | 2 | 0 | 0 | 0 | 0 | 0 | 0 | 0 | 0 | 0 | 0 | 0 | 0 | 0 |
| K.Klug | 2 | 0 | 2 | 0 | 0 | 0 | 0 | 0 | 0 | 0 | 0 | 0 | 0 | 0 | 0 | 0 | 0 | 0 | 0 | 0 |
| J.Brown | 1 | 0 | 1 | 0 | 0 | 0 | 0 | 0 | 1 | 0 | 0 | 0 | 0 | 0 | 0 | 0 | 0 | 0 | 0 | 0 |
| C.Riley | 1 | 0 | 1 | 0 | 0 | 0 | 0 | 1 | 1 | 0 | 0 | 0 | 0 | 0 | 0 | 0 | 0 | 0 | 0 | 0 |
| D.Jones | 1 | 0 | 1 | 0 | 0 | 0 | 0 | 0 | 0 | 0 | 0 | 0 | 0 | 0 | 0 | 0 | 0 | 0 | 0 | 0 |
| B.McCain | 1 | 0 | 1 | 0 | 0 | 0 | 0 | 0 | 0 | 0 | 0 | 0 | 0 | 0 | 0 | 0 | 0 | 0 | 0 | 0 |
| D.King | 0 | 0 | 0 | 0 | 0 | 0 | 1 | 0 | 0 | 0 | 0 | 0 | 0 | 0 | 0 | 0 | 0 | 0 | 0 | 0 |
| E.Walden | 0 | 0 | 0 | 0 | 0 | 0 | 0 | 0 | 0 | 0 | 1 | 0 | 0 | 0 | 0 | 0 | 0 | 0 | 0 | 0 |
| B.Brinkley | 0 | 0 | 0 | 0 | 0 | 0 | 0 | 0 | 0 | 0 | 0 | 1 | 0 | 0 | 0 | 0 | 0 | 0 | 0 | 0 |
| B.Trawick | 0 | 0 | 0 | 0 | 0 | 0 | 0 | 0 | 0 | 0 | 0 | 1 | 0 | 0 | 0 | 0 | 0 | 0 | 0 | 0 |
| A.Wallace | 0 | 0 | 0 | 0 | 0 | 0 | 0 | 0 | 0 | 0 | 0 | 1 | 0 | 0 | 0 | 0 | 0 | 0 | 0 | 0 |
| T.Taylor | 0 | 0 | 0 | 0 | 0 | 0 | 0 | 0 | 0 | 0 | 0 | 1 | 0 | 0 | 0 | 0 | 0 | 0 | 0 | 0 |
| P.Supernaw | 0 | 0 | 0 | 0 | 0 | 0 | 0 | 0 | 0 | 0 | 0 | 1 | 0 | 0 | 0 | 0 | 0 | 0 | 0 | 0 |
| D.Murray | 0 | 0 | 0 | 0 | 0 | 0 | 0 | 0 | 0 | 0 | 0 | 0 | 0 | 0 | 0 | 0 | 1 | 0 | 0 | 0 |
| Total | 37 | 12 | 49 | 2 | 12 | 2 | 5 | 2 | 6 | 2 | 1 | 5 | 0 | 0 | 0 | 0 | 1 | 0 | 0 | 0 |

TKL = Tackle AST = Assist COMB = Combined QH=QB Hit IN = Interception PD = Pass Defense FF = Forced Fumble FR = Fumble Recovery

Jacksonville Jaguars

Regular Defensive Plays

Special Teams

Misc

| | TKL | AST | COMB | SK | / YDS | TFL | QH | IN | PD | FF | FR | TKL | AST | FF | FR | BL | TKL | AST | FF | FR |
|--------------|-----------|----------|-----------|----------|----------|----------|----------|----------|----------|----------|----------|----------|----------|----------|----------|----------|----------|----------|----------|----------|
| T.Smith | 6 | 2 | 8 | 0 | 0 | 1 | 0 | 1 | 1 | 0 | 0 | 0 | 0 | 0 | 0 | 0 | 0 | 0 | 0 | 0 |
| A.Bouye | 6 | 0 | 6 | 0 | 0 | 0 | 0 | 0 | 1 | 0 | 0 | 0 | 0 | 0 | 0 | 0 | 0 | 0 | 0 | 0 |
| B.Church | 6 | 0 | 6 | 0 | 0 | 0 | 0 | 0 | 0 | 0 | 0 | 0 | 0 | 0 | 0 | 0 | 0 | 0 | 0 | 0 |
| M.Jack | 5 | 1 | 6 | 1 | 4 | 1 | 1 | 0 | 0 | 0 | 0 | 0 | 0 | 0 | 0 | 0 | 0 | 0 | 0 | 0 |
| P.Posluszny | 4 | 1 | 5 | 0 | 0 | 1 | 0 | 0 | 0 | 0 | 0 | 0 | 0 | 0 | 0 | 0 | 0 | 0 | 0 | 0 |
| C.Campbell | 4 | 0 | 4 | 0 | 0 | 0 | 0 | 0 | 0 | 0 | 0 | 0 | 0 | 0 | 0 | 0 | 0 | 0 | 0 | 0 |
| A.Colvin | 3 | 0 | 3 | 0 | 0 | 0 | 0 | 0 | 0 | 0 | 0 | 0 | 0 | 0 | 0 | 0 | 0 | 0 | 0 | 0 |
| M.Jackson | 2 | 0 | 2 | 0 | 0 | 0 | 0 | 0 | 0 | 0 | 0 | 0 | 0 | 0 | 0 | 0 | 0 | 0 | 0 | 0 |
| E.Ankou | 2 | 0 | 2 | 0 | 0 | 0 | 0 | 0 | 0 | 0 | 0 | 0 | 0 | 0 | 0 | 0 | 0 | 0 | 0 | 0 |
| J.Ramsey | 2 | 0 | 2 | 0 | 0 | 0 | 0 | 0 | 0 | 0 | 0 | 0 | 0 | 0 | 0 | 0 | 0 | 0 | 0 | 0 |
| T.Gipson | 1 | 1 | 2 | 0 | 0 | 0 | 0 | 0 | 0 | 0 | 0 | 0 | 0 | 0 | 0 | 0 | 0 | 0 | 0 | 0 |
| M.Bennett | 1 | 0 | 1 | 0 | 0 | 0 | 0 | 0 | 1 | 0 | 0 | 0 | 0 | 0 | 0 | 0 | 0 | 0 | 0 | 0 |
| Y.Ngakoue | 0 | 1 | 1 | 0 | 0 | 0 | 0 | 0 | 0 | 0 | 0 | 0 | 0 | 0 | 0 | 0 | 0 | 0 | 0 | 0 |
| D.Smoot | 0 | 0 | 0 | 0 | 0 | 0 | 1 | 0 | 0 | 0 | 0 | 1 | 0 | 0 | 0 | 0 | 0 | 0 | 0 | 0 |
| T.Bohanon | 0 | 0 | 0 | 0 | 0 | 0 | 0 | 0 | 0 | 0 | 0 | 1 | 0 | 0 | 0 | 0 | 0 | 0 | 0 | 0 |
| C.Grant | 0 | 0 | 0 | 0 | 0 | 0 | 0 | 0 | 0 | 0 | 0 | 1 | 0 | 0 | 0 | 0 | 0 | 0 | 0 | 0 |
| K.Cole | 0 | 0 | 0 | 0 | 0 | 0 | 0 | 0 | 0 | 0 | 0 | 1 | 0 | 0 | 0 | 0 | 0 | 0 | 0 | 0 |
| J.Parnell | 0 | 0 | 0 | 0 | 0 | 0 | 0 | 0 | 0 | 0 | 0 | 0 | 0 | 0 | 0 | 0 | 1 | 0 | 0 | 0 |
| M.Lee | 0 | 0 | 0 | 0 | 0 | 0 | 0 | 0 | 0 | 0 | 0 | 0 | 0 | 0 | 0 | 0 | 1 | 0 | 0 | 0 |
| A.Hurns | 0 | 0 | 0 | 0 | 0 | 0 | 0 | 0 | 0 | 0 | 0 | 0 | 0 | 0 | 0 | 0 | 1 | 0 | 0 | 0 |
| Total | 42 | 6 | 48 | 1 | 4 | 3 | 2 | 1 | 3 | 0 | 0 | 4 | 0 | 0 | 0 | 0 | 3 | 0 | 0 | 0 |

Tennessee Titans vs Jacksonville Jaguars
9/17/2017 at Everbank Field

Ball Possession And Drive Chart

Tennessee Titans

| # | Time Recd | Time Lost | Time Poss | How Ball Obtained | Drive Began | # Play | Yds Gain | Yds Pen | Net Yds | 1st Down | Last Scrm | How Given Up |
|----|-----------|-----------|-----------|-------------------|-------------|--------|----------|---------|---------|----------|-----------|--------------|
| 1 | 15:00 | 13:25 | 1:35 | Kickoff | TEN 25 | 3 | 3 | 0 | 3 | 0 | TEN 28 | Punt |
| 2 | 7:24 | 2:16 | 5:08 | Kickoff | TEN 25 | 11 | 53 | 0 | 53 | 3 | JAX 22 | Field Goal |
| 3 | 0:47 | 14:23 | 1:24 | Punt | TEN 28 | 3 | 6 | -5 | 1 | 0 | TEN 29 | Punt |
| 4 | 13:30 | 11:51 | 1:39 | Punt | TEN 14 | 3 | 4 | 0 | 4 | 0 | TEN 18 | Punt |
| 5 | 8:52 | 7:33 | 1:19 | Fumble | JAX 39 | 3 | 15 | 0 | 15 | 1 | JAX 24 | Interception |
| 6 | 2:13 | 0:00 | 2:13 | Interception | TEN 39 | 10 | 53 | -15 | 38 | 2 | JAX 23 | Field Goal |
| 7 | 14:04 | 9:24 | 4:40 | Interception | JAX 39 | 10 | 41 | -10 | 31 | 2 | * JAX 8 | Field Goal |
| 8 | 7:22 | 6:36 | 0:46 | Punt | JAX 34 | 2 | 34 | 0 | 34 | 2 | * JAX 17 | Touchdown |
| 9 | 4:23 | 2:49 | 1:34 | Punt | JAX 49 | 3 | 49 | 0 | 49 | 2 | * JAX 1 | Touchdown |
| 10 | 0:16 | 9:57 | 5:19 | Punt | TEN 14 | 8 | 91 | -5 | 86 | 5 | JAX 32 | Touchdown |
| 11 | 7:12 | 4:14 | 2:58 | Kickoff | JAX 25 | 6 | 25 | 0 | 25 | 3 | * JAX 3 | Touchdown |
| 12 | 2:11 | 0:00 | 2:11 | Kickoff | TEN 20 | 5 | 16 | 0 | 16 | 1 | TEN 37 | End of Game |

(479) Average TEN 40

Jacksonville Jaguars

| # | Time Recd | Time Lost | Time Poss | How Ball Obtained | Drive Began | # Play | Yds Gain | Yds Pen | Net Yds | 1st Down | Last Scrm | How Given Up |
|----|-----------|-----------|-----------|-------------------|-------------|--------|----------|---------|---------|----------|-----------|--------------|
| 1 | 13:25 | 7:24 | 6:01 | Punt | JAX 24 | 12 | 51 | 0 | 51 | 3 | TEN 25 | Field Goal |
| 2 | 2:16 | 0:47 | 1:29 | Kickoff | JAX 25 | 3 | 4 | 0 | 4 | 0 | JAX 29 | Punt |
| 3 | 14:23 | 13:30 | 0:53 | Punt | JAX 29 | 3 | 4 | 0 | 4 | 0 | JAX 33 | Punt |
| 4 | 11:51 | 8:52 | 2:59 | Punt | JAX 41 | 5 | 8 | -10 | -2 | 1 | JAX 46 | Fumble |
| 5 | 7:33 | 2:13 | 5:20 | Interception | JAX 16 | 10 | 42 | 0 | 42 | 4 | TEN 42 | Interception |
| 6 | 15:00 | 14:04 | 0:56 | Kickoff | JAX 25 | 3 | 4 | 0 | 4 | 0 | JAX 29 | Interception |
| 7 | 9:24 | 7:22 | 2:02 | Kickoff | JAX 25 | 3 | 6 | -10 | -4 | 0 | JAX 21 | Punt |
| 8 | 6:36 | 4:23 | 2:13 | Kickoff | JAX 9 | 4 | 7 | -10 | -3 | 1 | JAX 6 | Punt |
| 9 | 2:49 | 0:16 | 2:33 | Kickoff | JAX 15 | 7 | 32 | -10 | 22 | 2 | JAX 37 | Punt |
| 10 | 9:57 | 7:12 | 2:45 | Kickoff | JAX 25 | 6 | 75 | 0 | 75 | 4 | * TEN 1 | Touchdown |
| 11 | 4:14 | 2:11 | 2:03 | Kickoff | JAX 23 | 6 | 77 | 0 | 77 | 5 | * TEN 7 | Touchdown |

(257) Average JAX 23

* inside opponent's 20

Time of Possession by Quarter

| | | 1st | 2nd | 3rd | 4th | OT | Total |
|----------------|----------------------|------|------|------|-------|----|-------|
| Visitor | Tennessee Titans | 7:30 | 5:48 | 7:16 | 10:12 | | 30:46 |
| Home | Jacksonville Jaguars | 7:30 | 9:12 | 7:44 | 4:48 | | 29:14 |

Kickoff Drive No.-Start Average

Titans: 3 - TEN 23 Jaguars: 7 - JAX 21

Miscellaneous Statistics Report

Tennessee Titans vs Jacksonville Jaguars

9/17/2017 at Everbank Field

Ten Longest Plays for Tennessee Titans

| Yards | Qtr | Play Start | Play Description |
|-------|-----|-------------|---|
| 42 | 3 | 1-10-JAX 49 | (4:23) M.Mariota pass deep left to T.Taylor to JAX 7 for 42 yards (A.Bouye). |
| 32 | 4 | 1-20-JAX 32 | (10:08) M.Mariota pass short right to J.Smith for 32 yards, TOUCHDOWN. |
| 20 | 2 | 2-30-JAX 48 | (:19) (Shotgun) M.Mariota pass deep middle to R.Matthews to JAX 28 for 20 yards (A.Bouye). |
| 19 | 3 | 3-11-JAX 40 | (12:52) (Shotgun) M.Mariota pass deep left to D.Walker to JAX 21 for 19 yards (B.Church). |
| 17 | 2 | 2-12-JAX 41 | (8:14) (Shotgun) T.Taylor left end ran ob at JAX 24 for 17 yards (A.Colvin). |
| 17 | 3 | 1-10-JAX 34 | (7:22) M.Mariota pass short right to D.Walker pushed ob at JAX 17 for 17 yards (T.Smith). |
| 17 | 3 | 1-10-JAX 17 | (6:43) D.Henry up the middle for 17 yards, TOUCHDOWN. |
| 17 | 4 | 1-10-JAX 39 | (11:13) M.Mariota pass deep right to D.Walker to JAX 22 for 17 yards (M.Jack). |
| 16 | 1 | 1-10-TEN 43 | (5:20) (Shotgun) M.Mariota pass deep left to E.Decker to JAX 41 for 16 yards (A.Bouye). |
| 15 | 2 | 3-3-JAX 43 | (1:01) (Shotgun) M.Mariota pass short middle to R.Matthews to JAX 28 for 15 yards (B.Church). |

Ten Longest Plays for Jacksonville Jaguars

| Yards | Qtr | Play Start | Play Description |
|-------|-----|-------------|--|
| 29 | 4 | 2-1-JAX 34 | (9:34) (No Huddle, Shotgun) B.Bortles pass short middle to C.Ivory to TEN 37 for 29 yards (B.McCain). |
| 20 | 4 | 1-10-JAX 23 | (4:07) (Shotgun) B.Bortles pass deep middle to A.Hurns to JAX 43 for 20 yards (K.Byard) [D.King]. |
| 19 | 4 | 1-10-TEN 35 | (3:01) (No Huddle, Shotgun) B.Bortles pass short middle to M.Lee to TEN 16 for 19 yards (D.Searcy; L.Sims). |
| 18 | 2 | 1-10-JAX 29 | (6:53) L.Fournette up the middle pushed ob at JAX 32 for 3 yards (L.Ryan). |
| 16 | 3 | 1-10-JAX 15 | (2:44) (Shotgun) B.Bortles pass short middle to M.Lee pushed ob at JAX 31 for 16 yards (D.Searcy). |
| 16 | 3 | 3-8-JAX 33 | (1:47) (Shotgun) B.Bortles pass deep right to A.Hurns ran ob at JAX 49 for 16 yards. |
| 16 | 4 | 1-10-TEN 23 | (8:31) (No Huddle, Shotgun) B.Bortles pass short middle to A.Hurns to TEN 7 for 16 yards (L.Ryan) [J.Casey]. |
| 14 | 1 | 3-4-JAX 41 | (11:33) (Shotgun) B.Bortles pass short middle to M.Lee to TEN 45 for 14 yards (A.Jackson). |
| 14 | 4 | 1-10-TEN 37 | (8:59) (No Huddle, Shotgun) B.Bortles pass short middle to A.Hurns to TEN 23 for 14 yards (C.Riley). |
| 13 | 2 | 1-10-JAX 16 | (7:33) C.Grant left end to JAX 29 for 13 yards (W.Woodyard). |

Touchdown Scoring Information

| | | Offense | Defense | Special Teams |
|----------------|----------------------|---------|---------|---------------|
| VISITOR | Tennessee Titans | 4 | 0 | 0 |
| HOME | Jacksonville Jaguars | 2 | 0 | 0 |

Player Scoring Information

| Club | Player | TD | Rush TD | Rec TD | KO TD | Punt TD | Int TD | Fum TD | Misc TD | FG | XP | 2Pt Rush | 2Pt Rec | Sfty | Points |
|------|-------------|----|---------|--------|-------|---------|--------|--------|---------|----|----|----------|---------|------|--------|
| TEN | R.Succop | 0 | 0 | 0 | 0 | 0 | 0 | 0 | 0 | 3 | 4 | 0 | 0 | 0 | 13 |
| TEN | D.Walker | 0 | 1 | 0 | 0 | 0 | 0 | 0 | 0 | 0 | 0 | 0 | 0 | 0 | 6 |
| TEN | J.Fowler | 0 | 1 | 0 | 0 | 0 | 0 | 0 | 0 | 0 | 0 | 0 | 0 | 0 | 6 |
| TEN | D.Henry | 0 | 1 | 0 | 0 | 0 | 0 | 0 | 0 | 0 | 0 | 0 | 0 | 0 | 6 |
| TEN | J.Smith | 0 | 0 | 1 | 0 | 0 | 0 | 0 | 0 | 0 | 0 | 0 | 0 | 0 | 6 |
| JAX | L.Fournette | 0 | 1 | 0 | 0 | 0 | 0 | 0 | 0 | 0 | 0 | 0 | 0 | 0 | 6 |
| JAX | A.Hurns | 0 | 0 | 1 | 0 | 0 | 0 | 0 | 0 | 0 | 0 | 0 | 0 | 0 | 6 |
| JAX | J.Myers | 0 | 0 | 0 | 0 | 0 | 0 | 0 | 0 | 1 | 1 | 0 | 0 | 0 | 4 |

Possession Detail

| | First Half | | Second Half | | Game | |
|-----------------------------|------------|------|-------------|-------|---------|-------|
| | Visitor | Home | Visitor | Home | Visitor | Home |
| Largest Lead | 3 | 3 | 28 | 0 | 28 | 3 |
| Drives Leading | 0 | 0 | 6 | 0 | 6 | 0 |
| Time of Possession Leading | 0:00 | 0:00 | 17:28 | 0:00 | 17:28 | 0:00 |
| Largest Deficit | -3 | -3 | 0 | -28 | -3 | -28 |
| Drives Trailing | 1 | 0 | 0 | 6 | 1 | 6 |
| Time of Possession Trailing | 5:08 | 0:00 | 0:00 | 12:32 | 5:08 | 12:32 |
| Times Score Tied Up | | 1 | | 0 | | 1 |
| Lead Changes | | 2 | | 0 | | 2 |

Playtime Percentage

Percent of playtime per player on offense, defense and special teams

| Tennessee Titans | | | | | | Jacksonville Jaguars | | | | | |
|------------------|----|---------|---------|---------------|-----|----------------------|----|---------|---------|---------------|-----|
| | | Offense | Defense | Special Teams | | | | Offense | Defense | Special Teams | |
| Q Spain | G | 68 100% | | 7 | 25% | B Linder | C | 67 100% | | 2 | 7% |
| J Conklin | T | 68 100% | | 7 | 25% | P Onameh | G | 67 100% | | 2 | 7% |
| J Kline | G | 68 100% | | 7 | 25% | A Cann | G | 67 100% | | 2 | 7% |
| M Mariota | QB | 68 100% | | | | J Parnell | T | 67 100% | | 2 | 7% |
| B Jones | C | 68 100% | | | | B Bortles | QB | 67 100% | | | |
| T Lewan | T | 67 99% | | 7 | 25% | C Robinson | T | 67 100% | | | |
| D Walker | TE | 56 82% | | 2 | 7% | A Hurns | WR | 59 88% | | | |
| R Matthews | WR | 48 71% | | | | M Lee | WR | 58 87% | | 3 | 11% |
| E Decker | WR | 44 65% | | 2 | 7% | M Lewis | TE | 54 81% | | 2 | 7% |
| J Smith | TE | 37 54% | | 2 | 7% | K Cole | WR | 44 66% | | 14 | 50% |
| D Murray | RB | 37 54% | | | | L Fournette | RB | 40 60% | | | |
| D Henry | RB | 30 44% | | | | C Ivory | RB | 27 40% | | | |
| P Supernaw | TE | 25 37% | | 15 | 54% | B Koyack | TE | 19 28% | | | |
| C Davis | WR | 23 34% | | | | J O'Shaughnessy | TE | 12 18% | | 19 | 68% |
| T Taylor | WR | 12 18% | | 11 | 39% | A Benn | WR | 9 13% | | 19 | 68% |
| J Fowler | FB | 11 16% | | | | T Bohanon | FB | 9 13% | | 15 | 54% |
| D Kelly | T | 10 15% | | 7 | 25% | C Grant | RB | 3 4% | | 19 | 68% |
| D Fluellen | RB | 5 7% | | 18 | 64% | M McCaffrey | WR | 1 1% | | | |
| E Weems | WR | 3 4% | | 16 | 57% | M Jack | LB | | 68 100% | 7 | 25% |
| K Byard | FS | | 67 100% | 7 | 25% | B Church | SS | | 68 100% | 7 | 25% |
| L Ryan | CB | | 66 99% | 6 | 21% | T Gipson | FS | | 68 100% | 7 | 25% |
| A Williamson | LB | | 60 90% | 2 | 7% | J Ramsey | CB | | 68 100% | 7 | 25% |
| A Jackson | CB | | 57 85% | 9 | 32% | T Smith | LB | | 68 100% | 7 | 25% |
| D Morgan | LB | | 46 69% | | | A Bouye | CB | | 66 97% | 7 | 25% |
| W Woodyard | LB | | 44 66% | 5 | 18% | C Campbell | DE | | 64 94% | 9 | 32% |
| B Orakpo | LB | | 44 66% | | | A Jones | NT | | 46 68% | 14 | 50% |
| D Searcy | SS | | 43 64% | 4 | 14% | M Jackson | DT | | 45 66% | | |
| J Casey | DT | | 39 58% | 2 | 7% | P Posluszny | LB | | 44 65% | 12 | 43% |
| E Walden | LB | | 36 54% | 2 | 7% | Y Ngakoué | DE | | 42 62% | 7 | 25% |
| D Jones | DE | | 32 48% | 10 | 36% | A Colvin | CB | | 24 35% | 7 | 25% |
| L Sims | CB | | 30 45% | 17 | 61% | E Ankou | DT | | 22 32% | 1 | 4% |
| J Brown | LB | | 30 45% | 9 | 32% | D Fowler | DE | | 21 31% | | |
| C Riley | FS | | 26 39% | 12 | 43% | M Bennett | DT | | 18 26% | 6 | 21% |
| A Johnson | NT | | 23 34% | 3 | 11% | D Smoot | DE | | 16 24% | 7 | 25% |
| S Williams | NT | | 22 33% | 1 | 4% | P Thompson | FS | | | 19 | 68% |
| B McCain | CB | | 20 30% | 11 | 39% | J Wilson | SS | | | 19 | 68% |
| K Klug | DT | | 20 30% | 7 | 25% | D Payne | LB | | | 16 | 57% |
| D King | DE | | 19 28% | 3 | 11% | L Pitts | CB | | | 14 | 50% |
| A Wallace | LB | | 13 19% | 16 | 57% | L McCray | LB | | | 12 | 43% |
| B Trawick | FS | | | 21 | 75% | B Nortman | P | | | 7 | 25% |
| D Bates | LB | | | 19 | 68% | M Overton | LS | | | 7 | 25% |
| R Succop | K | | | 14 | 50% | J Myers | K | | | 6 | 21% |
| B Brinkley | LS | | | 10 | 36% | T Shatley | C | | | 2 | 7% |
| B Kern | P | | | 10 | 36% | J Wells | T | | | 2 | 7% |
| B Schwenke | C | | | 7 | 25% | | | | | | |

2017 TENNESSEE TITANS REGULAR SEASON STATISTICS

Won 1, Lost 1

| Date | W-L | Score | OT | Opponent | Attendance |
|-------|-----|-------|----|------------------|------------|
| 09/10 | L | 16-26 | | Oakland | 69,089 |
| 09/17 | W | 37-16 | | at Jacksonville | 61,709 |
| 09/24 | | | | Seattle | |
| 10/01 | | | | at Houston | |
| 10/08 | | | | at Miami | |
| 10/16 | | | | Indianapolis | |
| 10/22 | | | | at Cleveland | |
| 11/05 | | | | Baltimore | |
| 11/12 | | | | Cincinnati | |
| 11/16 | | | | at Pittsburgh | |
| 11/26 | | | | at Indianapolis | |
| 12/03 | | | | Houston | |
| 12/10 | | | | at Arizona | |
| 12/17 | | | | at San Francisco | |
| 12/24 | | | | L.A. Rams | |
| 12/31 | | | | Jacksonville | |

| Statistic | Tenn. | Opp. |
|--------------------------|---------------|---------------|
| Total First Downs | 42 | 42 |
| Rushing | 17 | 11 |
| Passing | 24 | 29 |
| Penalty | 1 | 2 |
| 3rd Down: Made/Att | 13/27 | 11/25 |
| 3rd Down Pct. | 48.1 | 44.0 |
| 4th Down: Made/Att | 0/0 | 1/1 |
| 4th Down Pct. | 0.0 | 100.0 |
| Possession Avg. | 29:34 | 30:27 |
| Total Net Yards | 740 | 669 |
| Avg. Per Game | 370.0 | 334.5 |
| Total Plays | 127 | 124 |
| Avg. Per Play | 5.8 | 5.4 |
| Net Yards Rushing | 274 | 208 |
| Avg. Per Game | 137.0 | 104.0 |
| Total Rushes | 57 | 54 |
| Net Yards Passing | 466 | 461 |
| Avg. Per Game | 233.0 | 230.5 |
| Sacked/Yards Lost | 2/5 | 4/24 |
| Gross Yards | 471 | 485 |
| Att./Completions | 68/40 | 66/42 |
| Completion Pct. | 58.8 | 63.6 |
| Had Intercepted | 1 | 2 |
| Punts/Average | 7/44.7 | 8/50.5 |
| Net Punting Avg. | 7/40.6 | 8/40.5 |
| Penalties/Yards | 12/119 | 15/148 |
| Fumbles/Ball Lost | 0/0 | 5/1 |
| Touchdowns | 5 | 4 |
| Rushing | 4 | 1 |
| Passing | 1 | 3 |
| Returns | 0 | 0 |

| Score By Periods | Q1 | Q2 | Q3 | Q4 | OT | PTS |
|------------------|----|----|----|----|----|-----|
| Team | 10 | 6 | 20 | 17 | 0 | 53 |
| Opponents | 10 | 6 | 3 | 23 | 0 | 42 |

| Scoring | TD | Rush | Rec | Ret | K-PAT | FG | S | PTS |
|----------|----|------|-----|-----|-------|-----|---|-----|
| Succop | 0 | 0 | 0 | 0 | 5/5 | 6/7 | 0 | 23 |
| Fowler | 1 | 1 | 0 | 0 | | | 0 | 6 |
| Henry | 1 | 1 | 0 | 0 | | | 0 | 6 |
| Mariota | 1 | 1 | 0 | 0 | | | 0 | 6 |
| J. Smith | 1 | 0 | 1 | 0 | | | 0 | 6 |
| Walker | 1 | 1 | 0 | 0 | | | 0 | 6 |
| Team | 5 | 4 | 1 | 0 | 5/5 | 6/7 | 0 | 53 |

2-Pt Conv: TM 0-0, OPP 0-1

Sacks: Morgan 2, Orakpo 1, Woodyard 1, **TM 4, OPP 2**

FUM/Lost: None

| Rushing | No. | Yds | Avg | Long | TD |
|------------------|-----------|------------|------------|-----------|----------|
| Henry | 20 | 117 | 5.9 | 17t | 1 |
| Murray | 21 | 69 | 3.3 | 21 | 0 |
| Mariota | 9 | 50 | 5.6 | 15 | 1 |
| Fluellen | 3 | 18 | 6.0 | 10 | 0 |
| Taylor | 2 | 16 | 8.0 | 17 | 0 |
| Fowler | 1 | 3 | 3.0 | 3t | 1 |
| Walker | 1 | 1 | 1.0 | 1t | 1 |
| Team | 57 | 274 | 4.8 | 21 | 4 |
| Opponents | 54 | 208 | 3.9 | 14 | 1 |

| Receiving | No. | Yds | Avg | Long | TD |
|------------------|-----------|------------|-------------|-----------|----------|
| Walker | 11 | 137 | 12.5 | 23 | 0 |
| Matthews | 8 | 114 | 14.3 | 24 | 0 |
| Davis | 7 | 73 | 10.4 | 23 | 0 |
| Decker | 6 | 42 | 7.0 | 16 | 0 |
| Taylor | 3 | 56 | 18.7 | 42 | 0 |
| Murray | 3 | 19 | 6.3 | 12 | 0 |
| J. Smith | 2 | 30 | 15.0 | 32t | 1 |
| Team | 40 | 471 | 11.8 | 42 | 1 |
| Opponents | 42 | 485 | 11.5 | 29 | 3 |

| Interceptions | No. | Yds | Avg | Long | TD |
|------------------|----------|-----------|------------|----------|----------|
| Searcy | 1 | 8 | 8.0 | 8 | 0 |
| Riley | 1 | 2 | 2.0 | 2 | 0 |
| Team | 2 | 10 | 5.0 | 8 | 0 |
| Opponents | 1 | 2 | 2.0 | 2 | 0 |

| Punting | No. | Yds | Avg | Net | TB | In | Lg | B |
|------------------|----------|------------|-------------|-------------|----------|----------|-----------|----------|
| Kern | 7 | 313 | 44.7 | 40.6 | 1 | 2 | 53 | 0 |
| Team | 7 | 313 | 44.7 | 40.6 | 1 | 2 | 53 | 0 |
| Opponents | 8 | 404 | 50.5 | 40.5 | 1 | 2 | 59 | 0 |

| Punt Returns | Ret | FC | Yds | Avg | Long | TD |
|------------------|----------|----------|-----------|-------------|-----------|----------|
| Jackson | 3 | 2 | 60 | 20.0 | 46 | 0 |
| Team | 3 | 2 | 60 | 20.0 | 46 | 0 |
| Opponents | 3 | 1 | 9 | 3.0 | 5 | 0 |

| Kickoff Returns | No. | Yds | Avg | Long | TD |
|------------------|----------|------------|-------------|-----------|----------|
| Decker | 1 | 22 | 22.0 | 22 | 0 |
| Jackson | 1 | 35 | 35.0 | 35 | 0 |
| Weems | 1 | 0 | 0.0 | 0 | 0 |
| Team | 3 | 57 | 19.0 | 35 | 0 |
| Opponents | 5 | 129 | 25.8 | 41 | 0 |

| Field Goals | 1-19 | 20-29 | 30-39 | 40-49 | 50+ |
|------------------|------------|------------|------------|------------|------------|
| Succop | 0/0 | 3/3 | 0/0 | 2/2 | 1/2 |
| Team | 0/0 | 3/3 | 0/0 | 2/2 | 1/2 |
| Opponents | 0/0 | 1/1 | 0/0 | 2/2 | 2/2 |

Succop: (23G,26G,52G,52N) (40G,41G,26G)

OPP: (20G,52G,52G,43G) (43G)

| Passing | Att | Cmp | Yds | Cmp% | Yds/Att | TD | TD% | Int | Int% | Long | Sack/Lost | Rating |
|------------------|-----------|-----------|------------|-------------|-------------|----------|------------|----------|------------|-----------|-------------|-------------|
| Mariota | 68 | 40 | 471 | 58.8 | 6.93 | 1 | 1.5 | 1 | 1.5 | 42 | 2/5 | 78.7 |
| Team | 68 | 40 | 471 | 58.8 | 6.93 | 1 | 1.5 | 1 | 1.5 | 42 | 2/5 | 78.7 |
| Opponents | 66 | 42 | 485 | 63.6 | 7.35 | 3 | 4.5 | 2 | 3.0 | 29 | 4/24 | 88.3 |

TITANS DISPLAY "WANT TO" APPROACH IN WIN OVER SEAHAWKS

BY JIM WYATT
TITANS ONLINE
SEPTEMBER 24, 2017

NASHVILLE, Tenn. – A fistfight turned into a shootout on Sunday at Nissan Stadium, and the Titans had more bullets.

The 33-27 win over the Seahawks not only gave the Titans their second straight win, it also offered further proof this team knows how to win tough games.

"I think the "want to" is different this year," tight end Delanie Walker said. "Guys understand we can be a good team, and we want to win. In previous years I think we had it in us, but the "want to" wasn't there. This year, you see us finishing games, and I love that.

"The success (we've had) is the key. When you taste it, you don't want to lose it."

Following a season when the Titans won nine games -- beating five eventual playoff teams along the way -- the team dropped this year's season-opener to the Raiders.

In the past two weeks, however, the Titans have shown more of a killer instinct, especially in the second half of games. In Jacksonville, the Titans scored 31 of their 37 points in the second half to pull away. On Sunday, the Titans scored 24 points in the second half -- including touchdowns on three straight drives -- to beat the Seahawks, and improve to 2-1.

"This was a big, big win," guard Quinton Spain said. "Props to Seattle, they have a good team. But I felt like we kept pounding and pounding and it paid off."

Quarterback Marcus Mariota completed 20-of-32 passes for 225 yards and two touchdowns in the game.

In eight career games, Mariota now has 20 touchdowns, three interceptions and a passer rating of 119.0. His passer rating on Sunday was 104.3.

Running back DeMarco Murray, who missed two practices this week because of a hamstring injury, ran for 115 yards and a touchdown -- a beautiful 75-yard run.

"It was a win we needed to have against a good football team at home," Titans coach Mike Mularkey said. "I'm glad we won at home, with our fans. I thought it was a great atmosphere with our fans, a great day to come see and watch. ... That's what we are capable of doing if we can put three phases of football together and play good football."

After a defensive battle in the first half, the Titans provided a bunch of fireworks in the second half.

It started with a 55-yard touchdown pass from Mariota to receiver Rishard Matthews, who picked up a key block from tackle Taylor Lewan close to the line of scrimmage and then a clearing block from tight end Phillip Supernaw -- on two Seahawks -- downfield.

"That's the culture of this team, and that's the culture of this offense," Supernaw said. "We want to hustle, and finish plays. It's what we do every day in practice."

On the team's next possession, rookie tight end Jonnu Smith scored his second touchdown in as many weeks by catching a pass from Mariota and racing 24 yards for a touchdown to make it 23-14.

Then came the big run from Murray, who raced 75 yards to his left and then downfield for a touchdown to make it 30-14 with 1:34 left in the third quarter.

"Great blocking, and when I got the edge I wanted to use a little speed and make it happen," Murray said. "It was a collective effort by the entire team."

After a touchdown pass from Seattle quarterback Russell Wilson to tight end Luke Willson trimmed the lead to 30-20, Titans kicker Ryan Succop made his fourth field goal of the lead to give the Titans a 33-20 lead in the fourth quarter. A touchdown pass from Wilson to Paul Richardson made it 33-27 with 1:50 left.

Walker recovered the ensuing onside kick, and the Titans ran out the clock.

The two teams exchanged punches in the first half.

The Titans took a 3-0 lead early in the second quarter on a 24-yard field goal by Succop, which capped off an 11-play, 61-yard drive. Receiver Eric Decker's 17-yard catch on third-and-15 kept the drive alive, but a pair of penalties on Decker caused the drive to stall near the goalline.

Decker was called for holding on what would have been a 14-yard touchdown run by Mariota.

The Titans stretched the lead to 6-0 on another Succop field goal, this one from 37 yards. On the drive, a scrum erupted on the Titans sideline after Seahawks cornerback Richard Sherman hit Mariota late and out of bounds, which resulted in several players being penalized.

The Seahawks took the lead late in the first half, scoring on a four-yard touchdown pass from Wilson to receiver Doug Baldwin to take a 7-6 lead.

But the Titans quickly drove down the field, and Succop made his third field goal of the game, from 47 yards, to give the Titans a 9-7 lead on the final play of the half.

An 80-yard punt return for a touchdown by Adoree' Jackson was called back because of an illegal block by running back David Fluellen.

The Titans travel to Houston next Sunday to face the Texans.

“It’s huge,” Mariota said of the win, “but it’s one game. It’s good momentum, but we’ve got to turn our attention to Houston. But that’s part of it. This is our process, this is the step that we need to make and I’m glad we were able to do it.”

#

Week 3

National Football League Game Summary

NFL Copyright © 2017 by The National Football League. All rights reserved. This summary and play-by-play is for the express purpose of assisting media in their coverage of the game; any other use of this material is prohibited without the written permission of the National Football League.

Updated: 11/14/2017

Date: Sunday, 9/24/2017

Seattle Seahawks at Tennessee Titans

Start Time: 3:08 PM Central

at Nissan Stadium, Nashville, TN

Game Day Weather

Game Weather: Sunny

Temp: 88° F (31.1° C) Humidity: 97%, Wind: E 4 mph

Played Outdoors on Turf: Grass

Outdoor Weather: Sunny,

Officials

Referee: Torbert, Ronald (62)

Umpire: King, Paul (121)

Down Judge: Howey, Jim (37)

Line Judge: Steinkerkhner, Mark (84)

Field Judge: Santi, Aaron (50)

Side Judge: Edwards, Scott (3)

Back Judge: Yette, Greg (38)

Replay Official: Spyksma, Bill (0)

Lineups

| Seattle Seahawks | | | | | | Tennessee Titans | | | | | |
|------------------|----|--------------|---------|----|--------------|------------------|----|------------|---------|----|--------------|
| Offense | | | Defense | | | Offense | | | Defense | | |
| WR | 89 | D.Baldwin | LDE | 72 | M.Bennett | WR | 18 | R.Matthews | DE | 90 | D.Jones |
| LT | 70 | R.Odhambo | LDT | 90 | J.Reed | TE | 82 | D.Walker | DT | 99 | J.Casey |
| LG | 78 | L.Joeckel | RDT | 91 | S.Richardson | LT | 77 | T.Lewan | OLB | 91 | D.Morgan |
| C | 68 | J.Britt | RDE | 56 | C.Avril | LG | 67 | Q.Spain | ILB | 59 | W.Woodyard |
| RG | 75 | O.Aboushi | OLB | 57 | M.Wilhoite | C | 60 | B.Jones | ILB | 54 | A.Williamson |
| RT | 76 | G.Ifedi | MLB | 54 | B.Wagner | RG | 64 | J.Kline | OLB | 98 | B.Orakpo |
| TE | 88 | J.Graham | OLB | 50 | K.Wright | RT | 78 | J.Conklin | CB | 25 | A.Jackson |
| WR | 10 | P.Richardson | LCB | 25 | R.Sherman | TE | 81 | J.Smith | SS | 21 | D.Searcy |
| QB | 3 | R.Wilson | RCB | 20 | J.Lane | QB | 8 | M.Mariota | FS | 31 | K.Byard |
| WR | 16 | T.Lockett | SS | 31 | K.Chancellor | FB | 45 | J.Fowler | CB | 26 | L.Ryan |
| RB | 32 | C.Carson | FS | 29 | E.Thomas | RB | 29 | D.Murray | CB | 36 | L.Sims |

Substitutions

K 7 B.Walsh, P 9 J.Ryan, WR 19 T.McEvoy, RB 22 C.Prorise, CB 26 S.Griffin, CB 28 J.Coleman, FS 30 B.McDougald, RB 34 T.Rawls, FB 38 T.Madden, LB 41 D.McDonald, SS 42 D.Hill, LB 52 T.Garvin, DE 55 F.Clark, LS 69 T.Ott, T 73 M.Tobin, G/T 77 E.Pocic, TE 81 N.Vannett, TE 82 L.Willson, WR 84 A.Darboh, DT 92 N.Jones, DE 97 M.Smith, DT 98 G.Smith

Substitutions

K 4 R.Succop, P 6 B.Kern, WR 13 T.Taylor, WR 14 E.Weems, RB 22 D.Henry, CB 23 B.McCain, RB 32 D.Fluellen, CB 33 T.Smith, DB 35 C.Riley, S 41 B.Trawick, LS 48 B.Brinkley, LB 53 D.Bates, LB 55 J.Brown, C/G 62 B.Schwenke, G/T 71 D.Kelly, WR 87 E.Decker, TE 89 P.Superdaw, OLB 92 K.Dodd, OLB 93 E.Walden, DL 94 A.Johnson, DE 95 D.King, NT 96 S.Williams

Did Not Play

QB 6 A.Davis, RB 27 E.Lacy

Did Not Play

WR 15 D.Jennings, QB 16 M.Cassel

Not Active

RB 21 J.McKissic, CB 23 N.Thorpe, FS 33 T.Thompson, LB 58 D.Alexander, G 63 M.Glowinski, G 64 J.Roos, T 79 I.Battle

Not Active

CB 24 K.Reed, S 37 J.Cyprien, OLB 44 J.Carraway, LB 50 N.Palmer, G/C 61 C.Levin, WR 84 C.Davis, DL 97 K.Klug

Field Goals (made () & missed)

| | | R.Succop | | (24) | (37) | (47) | (35) | | |
|----------|------------------|----------|---|------|------|------|-------|--|--|
| | | 1 | 2 | 3 | 4 | OT | Total | | |
| VISITOR: | Seattle Seahawks | 0 | 7 | 7 | 13 | 0 | 27 | | |
| HOME: | Tennessee Titans | 0 | 9 | 21 | 3 | 0 | 33 | | |

Scoring Plays

| Team | Qtr | Time | Play Description (Extra Point) (Drive Info) | Visitor | Home |
|----------|-----|-------|--|---------|------|
| Titans | 2 | 13:23 | R.Succop 24 yd. Field Goal (11-61, 5:20) | 0 | 3 |
| Titans | 2 | 5:51 | R.Succop 37 yd. Field Goal (12-49, 6:30) | 0 | 6 |
| Seahawks | 2 | 1:15 | D.Baldwin 4 yd. pass from R.Wilson (B.Walsh kick) (5-86, 0:49) | 7 | 6 |
| Titans | 2 | 0:00 | R.Succop 47 yd. Field Goal (8-47, 1:15) | 7 | 9 |
| Seahawks | 3 | 10:09 | C.Carson 10 yd. pass from R.Wilson (B.Walsh kick) (9-75, 4:51) | 14 | 9 |
| Titans | 3 | 7:34 | R.Matthews 55 yd. pass from M.Mariota (R.Succop kick) (4-75, 2:35) | 14 | 16 |
| Titans | 3 | 3:50 | J.Smith 24 yd. pass from M.Mariota (R.Succop kick) (5-54, 2:40) | 14 | 23 |
| Titans | 3 | 1:34 | D.Murray 75 yd. run (R.Succop kick) (1-75, 0:15) | 14 | 30 |
| Seahawks | 4 | 13:59 | L.Willson 27 yd. pass from R.Wilson (pass failed) (8-75, 2:35) | 20 | 30 |
| Titans | 4 | 10:00 | R.Succop 35 yd. Field Goal (8-58, 3:59) | 20 | 33 |
| Seahawks | 4 | | P.Richardson 8 yd. pass from R.Wilson (B.Walsh kick) (12-72, 3:19) | 27 | 33 |

Paid Attendance: 69,127

Time: 3:19

Seattle Seahawks vs Tennessee Titans

9/24/2017 at Nissan Stadium

Final Team Statistics

| | Visitor Seahawks | Home Titans |
|---|---------------------|----------------|
| TOTAL FIRST DOWNS | 24 | 21 |
| By Rushing | 4 | 5 |
| By Passing | 20 | 10 |
| By Penalty | 0 | 6 |
| THIRD DOWN EFFICIENCY | 4-14-29% | 4-14-29% |
| FOURTH DOWN EFFICIENCY | 1-2-50% | 0-0-0% |
| TOTAL NET YARDS | 433 | 420 |
| Total Offensive Plays (inc. times thrown passing) | 72 | 67 |
| Average gain per offensive play | 6.0 | 6.3 |
| NET YARDS RUSHING | 69 | 195 |
| Total Rushing Plays | 22 | 35 |
| Average gain per rushing play | 3.1 | 5.6 |
| Tackles for a loss-number and yards | 2-2 | 6-11 |
| NET YARDS PASSING | 364 | 225 |
| Times thrown - yards lost attempting to pass | 1-9 | 0-0 |
| Gross yards passing | 373 | 225 |
| PASS ATTEMPTS-COMPLETIONS-HAD INTERCEPTED | 49-29-0 | 32-20-0 |
| Avg gain per pass play (inc.# thrown passing) | 7.3 | 7.0 |
| KICKOFFS Number-In End Zone-Touchbacks | 5-3-2 | 7-7-7 |
| PUNTS Number and Average | 8-48.5 | 6-56.8 |
| Had Blocked | 0 | 0 |
| FGs - PATs Had Blocked | 0-0 | 0-0 |
| Net Punting Average | 39.6 | 48.2 |
| TOTAL RETURN YARDAGE (Not Including Kickoffs) | 32 | 51 |
| No. and Yards Punt Returns | 3-32 | 5-51 |
| No. and Yards Kickoff Returns | 0-0 | 2-27 |
| No. and Yards Interception Returns | 0-0 | 0-0 |
| PENALTIES Number and Yards | 11-98 | 5-45 |
| FUMBLES Number and Lost | 3-0 | 0-0 |
| TOUCHDOWNS | 4 | 3 |
| Rushing | 0 | 1 |
| Passing | 4 | 2 |
| EXTRA POINTS Made-Attempts | 3-4 | 3-3 |
| Kicking Made-Attempts | 3-3 | 3-3 |
| Passing Made-Attempts | 0-1 | 0-0 |
| FIELD GOALS Made-Attempts | 0-0 | 4-4 |
| RED ZONE EFFICIENCY | 3-4-75% | 0-3-0% |
| GOAL TO GO EFFICIENCY | 2-2-100% | 0-0-0% |
| SAFETIES | 0 | 0 |
| FINAL SCORE | 27 | 33 |
| TIME OF POSSESSION | 27:19 | 32:41 |

9/24/2017 at Nissan Stadium

Seattle Seahawks

| KICKOFF RETURNS | NO | YDS | AVG | FC | LG | TD |
|-----------------|----|-----|-----|----|----|----|
| [TOUCHBACK] | 7 | 0 | 0.0 | 0 | 0 | 0 |
| Total | 0 | 0 | 0.0 | 0 | 0 | 0 |

| KICKOFF RETURNS | NO | YDS | AVG | FC | LG | TD |
|-----------------|----|-----|------|----|----|----|
| A.Jackson | 2 | 27 | 13.5 | 0 | 25 | 0 |
| [TOUCHBACK] | 2 | 0 | 0.0 | 0 | 0 | 0 |
| Total | 2 | 27 | 13.5 | 0 | 25 | 0 |

| FUMBLES | FUM | LOST | OWN-REC | YDS | TD | FORCED | OPP-REC | YDS | TD | OUT-BDS |
|----------|-----|------|---------|-----|----|--------|---------|-----|----|---------|
| R.Wilson | 2 | 0 | 3 | -4 | 0 | 0 | 0 | 0 | 0 | 0 |
| J.Britt | 1 | 0 | 0 | 0 | 0 | 0 | 0 | 0 | 0 | 0 |
| Total | 3 | 0 | 3 | -4 | 0 | 0 | 0 | 0 | 0 | 0 |

[illegible]

Play By Play

First Quarter

9/24/2017

SEA wins the coin toss and elects to defer. TEN elects to Receive, and SEA elects to defend the north goal.

B.Walsh kicks 65 yards from SEA 35 to end zone, Touchback. SEA-D.McDonald was injured during the play. His return is Questionable.

Tennessee Titans at 15:00

- 1-10-TEN 25 (15:00) (Shotgun) D.Murray left guard to TEN 24 for -1 yards (M.Bennett).
- 2-11-TEN 24 (14:24) (Shotgun) M.Mariota pass incomplete short right to D.Walker.
- 3-11-TEN 24 (14:20) (Shotgun) M.Mariota pass short left to D.Henry to TEN 34 for 10 yards (F.Clark; K.Wright).
- 4-1-TEN 34 (13:44) (Punt formation) B.Kern punts 66 yards to end zone, Center-B.Brinkley, Touchback.

Seattle Seahawks at 13:36

- 1-10-SEA 20 (13:36) C.Carson right guard to SEA 20 for no gain (B.Orakpo).
- 2-10-SEA 20 (13:04) (Shotgun) R.Wilson pass incomplete short left to P.Richardson (B.Orakpo).
- 3-10-SEA 20 (13:01) (Shotgun) R.Wilson pass short left to C.Prosise to SEA 28 for 8 yards (J.Brown).
- 4-2-SEA 28 (12:45) (Punt formation) J.Ryan punts 41 yards to TEN 31, Center-T.Ott, out of bounds.

Tennessee Titans at 12:37

- 1-10-TEN 31 (12:37) D.Murray left guard to TEN 34 for 3 yards (S.Richardson).
- 2-7-TEN 34 (12:03) D.Murray up the middle to TEN 36 for 2 yards (M.Wilhoite).
- 3-5-TEN 36 (11:24) (Shotgun) M.Mariota pass incomplete short left to E.Weems.
- 4-5-TEN 36 (11:19) (Punt formation) B.Kern punts 62 yards to SEA 2, Center-B.Brinkley. T.Lockett pushed ob at SEA 12 for 10 yards (D.Bates).

Seattle Seahawks at 11:08

- 1-10-SEA 12 (11:08) (Shotgun) R.Wilson scrambles left end pushed ob at SEA 15 for 3 yards (A.Williamson).
- 2-7-SEA 15 (10:36) (Shotgun) R.Wilson pass incomplete deep left to D.Baldwin.
- 3-7-SEA 15 (10:30) (Shotgun) R.Wilson pass short left to J.Graham pushed ob at SEA 16 for 1 yard (W.Woodyard).
- 4-6-SEA 16 (9:58) (Punt formation) J.Ryan punts 58 yards to TEN 26, Center-T.Ott. A.Jackson to TEN 33 for 7 yards (M.Smith).

PENALTY on TEN-T.Smith, Offensive Holding, 10 yards, enforced at TEN 26.
Penalty on TEN-L.Sims, Offensive Holding, declined.

Tennessee Titans at 9:46

- 1-10-TEN 16 (9:46) (Shotgun) M.Mariota pass incomplete short middle to R.Matthews (J.Reed).
- 2-10-TEN 16 (9:41) (Shotgun) M.Mariota pass incomplete short left to D.Walker.
- 3-10-TEN 16 (9:33) (Shotgun) M.Mariota pass incomplete deep left to R.Matthews.
- 4-10-TEN 16 (9:27) (Punt formation) B.Kern punts 49 yards to SEA 35, Center-B.Brinkley, out of bounds.

Seattle Seahawks at 9:20

- 1-10-SEA 35 (9:20) R.Wilson pass short right to D.Baldwin to SEA 48 for 13 yards (W.Woodyard).
- 1-10-SEA 48 (8:42) C.Carson right guard to TEN 47 for 5 yards (A.Williamson).
- 2-5-TEN 47 (8:11) C.Carson left tackle to TEN 41 for 6 yards (K.Byard).
- 1-10-TEN 41 (7:38) R.Wilson pass incomplete short right to D.Baldwin (A.Jackson) [J.Casey].
- 2-10-TEN 41 (7:29) (Shotgun) R.Wilson pass incomplete deep right to C.Prosise.
- 3-10-TEN 41 (7:23) (Shotgun) R.Wilson pass incomplete short left to D.Baldwin.
- 4-10-TEN 41 (7:17) (Punt formation) J.Ryan punts 41 yards to end zone, Center-T.Ott, Touchback.

Tennessee Titans at 7:09

- 1-10-TEN 20 (7:09) D.Murray up the middle to TEN 24 for 4 yards (N.Jones).
- 2-6-TEN 24 (6:34) (Shotgun) T.Taylor right end pushed ob at TEN 23 for -1 yards (K.Chancellor).
- 3-7-TEN 23 (5:55) (Shotgun) M.Mariota pass incomplete deep left to R.Matthews.
- 4-7-TEN 23 (5:48) (Punt formation) B.Kern punts 61 yards to SEA 16, Center-B.Brinkley. T.Lockett pushed ob at SEA 29 for 13 yards (J.Brown).

PENALTY on SEA-D.Hill, Illegal Block Above the Waist, 10 yards, enforced at SEA 29.

Seattle Seahawks at 5:38

- 1-10-SEA 19 (5:38) C.Prosise left tackle to SEA 25 for 6 yards (A.Johnson; D.Morgan).
- 2-4-SEA 25 (5:14) (No Huddle, Shotgun) C.Prosise up the middle to SEA 28 for 3 yards (D.Morgan; A.Johnson).
- 3-1-SEA 28 (4:37) C.Carson right tackle to SEA 28 for no gain (W.Woodyard).
- 4-1-SEA 28 (3:55) (Punt formation) J.Ryan punts 55 yards to TEN 17, Center-T.Ott. A.Jackson to TEN 23 for 6 yards (S.Griffin; T.Madden).

PENALTY on SEA-M.Wilhoite, Offensive Holding, 10 yards, enforced at TEN 23.

P1

R2

Seattle Seahawks vs Tennessee Titans at Nissan Stadium

Tennessee Titans at 3:43

| | | |
|--------------------|---|-----------|
| 1-10-TEN 33 | (3:43) M.Mariota pass short left to D.Walker to TEN 39 for 6 yards (K.Chancellor). | |
| 2-4-TEN 39 | (3:08) (Shotgun) M.Mariota pass short right to D.Walker to TEN 38 for -1 yards (B.Wagner). PENALTY on SEA-C.Avril, Defensive Offside, 5 yards, enforced at TEN 39 - No Play. | X1 |
| <u>1-10-TEN 44</u> | (2:42) D.Henry right tackle to TEN 43 for -1 yards (M.Bennett). | |
| 2-11-TEN 43 | (2:03) D.Henry right tackle to TEN 44 for 1 yard (K.Chancellor). | |
| 3-10-TEN 44 | (1:23) (Shotgun) M.Mariota pass deep middle intended for E.Decker INTERCEPTED by K.Chancellor at SEA 35. K.Chancellor to SEA 40 for 5 yards (D.Walker). PENALTY on SEA-R.Sherman, Defensive Pass Interference, 16 yards, enforced at TEN 44 - No Play. Penalty on SEA-R.Sherman, Offensive Holding, declined. PENALTY on SEA-R.Sherman, Unsportsmanlike Conduct, 15 yards, enforced between downs. | X2, X3 |
| <u>1-10-SEA 25</u> | (1:12) D.Henry right end to SEA 30 for -5 yards (E.Thomas). | |
| 2-15-SEA 30 | (:44) (Shotgun) M.Mariota pass incomplete deep left to J.Smith. Penalty on TEN, Illegal Shift, declined. | |
| 3-15-SEA 30 | (:40) (Shotgun) M.Mariota pass deep right to E.Decker ran ob at SEA 13 for 17 yards. Timeout #1 by TEN at 00:08. | P4 |
| <u>1-10-SEA 13</u> | (:08) D.Henry up the middle to SEA 14 for -1 yards (B.Wagner). | |

END OF QUARTER

| | Score | Time Poss | First Downs | | | | Efficiencies | |
|------------------|-------|--------------|-------------|---|---|---|--------------|--------|
| | | | R | P | X | T | 3 Down | 4 Down |
| Seattle Seahawks | 0 | 6:27 | 1 | 1 | 0 | 2 | 0/4 | 0/0 |
| Tennessee Titans | 0 | 8:33 | 0 | 1 | 3 | 4 | 1/5 | 0/0 |

Play By Play

Second Quarter

9/24/2017

Tennessee Titans continued.

- 2-11-SEA 14 (15:00) (Shotgun) M.Mariota left end for 14 yards, TOUCHDOWN NULLIFIED by Penalty.
PENALTY on TEN-E.Decker, Offensive Holding, 10 yards, enforced at SEA 9.
- 2-16-SEA 19 (14:53) (Shotgun) M.Mariota pass incomplete short right to E.Decker.
PENALTY on TEN-E.Decker, Offensive Pass Interference, 10 yards, enforced at SEA 19 - No Play.
- 2-26-SEA 29 (14:47) (Shotgun) M.Mariota pass short left to R.Matthews to SEA 22 for 7 yards (B.McDougald).
- 3-19-SEA 22 (14:11) (Shotgun) M.Mariota pass deep left to E.Decker to SEA 6 for 16 yards (E.Thomas; S.Griffin).
- 4-3-SEA 6 (13:26) (Field Goal formation) R.Succop 24 yard field goal is GOOD, Center-B.Brinkley, Holder-B.Kern.

SEA 0 TEN 3, 11 plays, 61 yards, 3 penalties, 5:20 drive, 1:37 elapsed

R.Succop kicks 65 yards from TEN 35 to end zone, Touchback.

Seattle Seahawks at 13:23

- 1-10-SEA 25 (13:23) (Shotgun) R.Wilson pass incomplete short right to J.Graham (K.Byard).
- 2-10-SEA 25 (13:15) R.Wilson FUMBLES (Aborted) at SEA 24, and recovers at SEA 22. R.Wilson to SEA 25 for 3 yards (J.Casey).
Timeout #2 by TEN at 12:38.
- 3-10-SEA 25 (12:38) (Shotgun) R.Wilson pass incomplete deep left to P.Richardson (L.Sims).
- 4-10-SEA 25 (12:32) (Punt formation) J.Ryan punts 43 yards to TEN 32, Center-T.Ott, downed by SEA-J.Coleman.

Tennessee Titans at 12:21

- 1-10-TEN 32 (12:21) (Shotgun) M.Mariota pass short left to E.Decker pushed ob at TEN 37 for 5 yards (J.Lane).
- 2-5-TEN 37 (11:54) D.Murray up the middle to TEN 40 for 3 yards (B.Wagner; G.Smith).
- 3-2-TEN 40 (11:13) (Shotgun) M.Mariota pass short left to R.Matthews to TEN 46 for 6 yards (S.Griffin). P5
- 1-10-TEN 46 (10:31) M.Mariota scrambles left end pushed ob at TEN 49 for 3 yards (M.Wilhoite).
- 2-7-TEN 49 (9:59) D.Murray up the middle to SEA 45 for 6 yards (M.Wilhoite).
- 3-1-SEA 45 (9:21) D.Murray up the middle to SEA 45 for no gain (J.Reed).
PENALTY on SEA-S.Richardson, Defensive Offside, 5 yards, enforced at SEA 45 - No Play. X6
- 1-10-SEA 40 (9:03) M.Mariota scrambles right end pushed ob at SEA 36 for 4 yards (B.Wagner).
Penalty on SEA-R.Sherman, Unnecessary Roughness, offsetting.
Penalty on TEN-J.Conklin, Unnecessary Roughness, offsetting.
Penalty on TEN-Q.Spain, Unnecessary Roughness, offsetting.
Penalty on SEA-S.Richardson, Unnecessary Roughness, offsetting.
- 2-6-SEA 36 (8:35) M.Mariota pass short left to P.Supernaw to SEA 33 for 3 yards (K.Chancellor).
- 3-3-SEA 33 (7:59) (Shotgun) M.Mariota pass short left to D.Walker to SEA 26 for 7 yards (S.Griffin; K.Wright). P7
- 1-10-SEA 26 (7:21) D.Murray left tackle to SEA 21 for 5 yards (B.Wagner; K.Wright).
- 2-5-SEA 21 (6:37) D.Murray left tackle to SEA 19 for 2 yards (K.Chancellor).
- 3-3-SEA 19 (6:00) (Shotgun) M.Mariota pass incomplete short right to R.Matthews (R.Sherman).
- 4-3-SEA 19 (5:56) (Field Goal formation) R.Succop 37 yard field goal is GOOD, Center-B.Brinkley, Holder-B.Kern.

SEA 0 TEN 6, 12 plays, 49 yards, 1 penalty, 6:30 drive, 9:09 elapsed

R.Succop kicks 65 yards from TEN 35 to end zone, Touchback.

Seattle Seahawks at 5:51

- 1-10-SEA 25 (5:51) R.Wilson pass short right to D.Baldwin pushed ob at SEA 27 for 2 yards (A.Jackson).
- 2-8-SEA 27 (5:23) C.Carson right tackle to SEA 30 for 3 yards (J.Casey; K.Byard).
- 3-5-SEA 30 (4:43) (Shotgun) PENALTY on SEA-G.Ifedi, False Start, 5 yards, enforced at SEA 30 - No Play.
- 3-10-SEA 25 (4:24) (Shotgun) R.Wilson Aborted. J.Britt FUMBLES at SEA 19, recovered by SEA-R.Wilson at SEA 19. R.Wilson sacked at SEA 16 for -9 yards (E.Walden).
- 4-19-SEA 16 (3:48) (Punt formation) J.Ryan punts 64 yards to TEN 20, Center-T.Ott. A.Jackson for 80 yards, TOUCHDOWN NULLIFIED by Penalty.
PENALTY on TEN-D.Fluellen, Illegal Block Above the Waist, 10 yards, enforced at TEN 42.

Tennessee Titans at 3:29

- 1-10-TEN 32 (3:29) (Shotgun) M.Mariota pass short left to T.Taylor to TEN 37 for 5 yards (S.Griffin).
- 2-5-TEN 37 (2:55) D.Murray left guard to TEN 38 for 1 yard (K.Wright).
- 3-4-TEN 38 (2:16) (Shotgun) M.Mariota pass incomplete deep right to T.Taylor.
- 4-4-TEN 38 (2:10) (Punt formation) B.Kern punts 48 yards to SEA 14, Center-B.Brinkley, out of bounds.

Seattle Seahawks at 2:04

- 1-10-SEA 14 (2:04) (Shotgun) R.Wilson pass deep left to D.Baldwin pushed ob at 50 for 36 yards (L.Sims). P3

Seattle Seahawks vs Tennessee Titans at Nissan Stadium

Two-Minute Warning

| | | |
|---|--|----|
| <u>1-10-50</u> | (1:58) (Shotgun) R.Wilson pass deep left to C.Prosise to TEN 4 for 46 yards (J.Brown). | P4 |
| <u>1-4-TEN 4</u> | (1:29) (No Huddle, Shotgun) R.Wilson pass incomplete short right to D.Baldwin (L.Ryan). | |
| 2-4-TEN 4 | (1:25) R.Wilson pass incomplete short left to J.Graham. | |
| 3-4-TEN 4 | (1:21) (Shotgun) R.Wilson pass short right to D.Baldwin for 4 yards, TOUCHDOWN [D.Morgan]. | P5 |
| B.Walsh extra point is GOOD, Center-T.Ott, Holder-J.Ryan. | | |

| |
|---|
| SEA 7 TEN 6, 5 plays, 86 yards, 0:49 drive, 13:45 elapsed |
|---|

B.Walsh kicks 66 yards from SEA 35 to TEN -1. A.Jackson to TEN 24 for 25 yards (J.Coleman).

Tennessee Titans at 1:15, (1st play from scrimmage 1:09)

| | | |
|--------------------|--|-----|
| 1-10-TEN 24 | (1:09) (Shotgun) M.Mariota pass short middle to D.Walker to TEN 31 for 7 yards (K.Wright). | |
| 2-3-TEN 31 | (:52) (No Huddle, Shotgun) M.Mariota pass short right to D.Walker to TEN 42 for 11 yards (K.Chancellor). | P8 |
| <u>1-10-TEN 42</u> | (:35) M.Mariota pass short right to R.Matthews pushed ob at 50 for 8 yards (R.Sherman). | |
| 2-2-50 | (:31) (Shotgun) M.Mariota pass short left to T.Taylor pushed ob at SEA 39 for 11 yards (E.Thomas). | P9 |
| <u>1-10-SEA 39</u> | (:25) (Shotgun) M.Mariota pass short right to R.Matthews to SEA 34 for 5 yards (R.Sherman; B.Wagner). | |
| 2-5-SEA 34 | (:09) (No Huddle) M.Mariota spiked the ball to stop the clock. | |
| 3-5-SEA 34 | (:08) (Shotgun) M.Mariota pass short right to D.Murray ran ob at SEA 29 for 5 yards. | P10 |
| <u>1-10-SEA 29</u> | (:05) (Field Goal formation) R.Succop 47 yard field goal is GOOD, Center-B.Brinkley, Holder-B.Kern. | |

| |
|---|
| SEA 7 TEN 9, 8 plays, 47 yards, 1:15 drive, 15:00 elapsed |
|---|

END OF QUARTER

| | Score | Time Poss | First Downs | | | | Efficiencies | |
|------------------|-------|--------------|-------------|---|---|---|--------------|--------|
| | | | R | P | X | T | 3 Down | 4 Down |
| Seattle Seahawks | 7 | 4:13 | 0 | 3 | 0 | 3 | 1/3 | 0/0 |
| Tennessee Titans | 9 | 10:47 | 0 | 5 | 1 | 6 | 3/6 | 0/0 |

Seattle Seahawks vs Tennessee Titans

9/24/2017 at Nissan Stadium

First Half Summary

PERIOD SCORES

Seahawks 0 7 = 7
Titans 0 9 = 9

TIME OF POSSESSION

Seahawks 10:40
Titans 19:20

Scoring Plays

| Team | Qtr | Time | Play Description (Extra Point) (Drive Info) | Visitor | Home |
|----------|-----|-------|--|---------|------|
| Titans | 2 | 13:23 | R.Succop 24 yd. Field Goal (11-61, 5:20) | 0 | 3 |
| Titans | 2 | 5:51 | R.Succop 37 yd. Field Goal (12-49, 6:30) | 0 | 6 |
| Seahawks | 2 | 1:15 | D.Baldwin 4 yd. pass from R.Wilson (B.Walsh kick) (5-86, 0:49) | 7 | 6 |
| Titans | 2 | 0:00 | R.Succop 47 yd. Field Goal (8-47, 1:15) | 7 | 9 |

| | Seattle Seahawks | Tennessee Titans |
|--|------------------|------------------|
| TOTAL FIRST DOWNS | 5 | 10 |
| First Downs Rushing-Passing-by Penalty | 1 - 4 - 0 | 0 - 6 - 4 |
| THIRD DOWN EFFICIENCY | 1-7-14% | 4-11-36% |
| TOTAL NET YARDS | 127 | 159 |
| Total Offensive Plays | 26 | 43 |
| NET YARDS RUSHING | 26 | 30 |
| NET YARDS PASSING | 101 | 129 |
| Gross Yards Passing | 110 | 129 |
| Times thrown-yards lost attempting to pass | 1-9 | 0-0 |
| Pass Attempts-Completions-Had Intercepted | 16 - 7 - 0 | 26 - 16 - 0 |
| Punts-Number and Average | 6 - 50.3 | 5 - 57.2 |
| Penalties-Number and Yards | 7 - 66 | 4 - 40 |
| Fumbles-Number and Lost | 2 - 0 | 0 - 0 |
| Red Zone Efficiency | 1-1-100% | 0-2-0% |
| Average Drive Start | SEA 21 | TEN 27 |

Seattle Seahawks

Tennessee Titans

| RUSHING | | | | | | | | | | RUSHING | | | | | | | | | |
|----------------|-----|-----|-----|-------|----|-----------|------------|------|----------------|---------|------|-----|-----|-------|----|----|------|----|--|
| | ATT | YDS | AVG | LG | TD | | | | | | ATT | YDS | AVG | LG | TD | | | | |
| C.Carson | 5 | 14 | 2.8 | 6 | 0 | D.Murray | 9 | 25 | 2.8 | 6 | 0 | | | | | | | | |
| C.Prosise | 2 | 9 | 4.5 | 6 | 0 | M.Mariota | 3 | 12 | 4.0 | 5 | 0 | | | | | | | | |
| R.Wilson | 2 | 3 | 1.5 | 3 | 0 | T.Taylor | 1 | -1 | -1.0 | -1 | 0 | | | | | | | | |
| | | | | | | D.Henry | 4 | -6 | -1.5 | 1 | 0 | | | | | | | | |
| Total | 9 | 26 | 2.9 | 6 | 0 | Total | 17 | 30 | 1.8 | 6 | 0 | | | | | | | | |
| PASSING | | | | | | | | | | PASSING | | | | | | | | | |
| | ATT | CMP | YDS | SK/YD | TD | LG | IN | RT | | | ATT | CMP | YDS | SK/YD | TD | LG | IN | RT | |
| R.Wilson | 16 | 7 | 110 | 1/9 | 1 | 46 | 0 | 88.0 | M.Mariota | 26 | 16 | 129 | 0/0 | 0 | 17 | 0 | 74.0 | | |
| Total | 16 | 7 | 110 | 1/9 | 1 | 46 | 0 | 88.0 | Total | 26 | 16 | 129 | 0/0 | 0 | 17 | 0 | 74.0 | | |
| PASS RECEIVING | | | | | | | | | PASS RECEIVING | | | | | | | | | | |
| | TAR | REC | YDS | AVG | LG | TD | | | | TAR | REC | YDS | AVG | LG | TD | | | | |
| D.Baldwin | 8 | 4 | 55 | 13.8 | 36 | 1 | D.Walker | 6 | 4 | 31 | 7.8 | 11 | 0 | | | | | | |
| C.Prosise | 3 | 2 | 54 | 27.0 | 46 | 0 | R.Matthews | 8 | 4 | 26 | 6.5 | 8 | 0 | | | | | | |
| J.Graham | 3 | 1 | 1 | 1.0 | 1 | 0 | E.Decker | 3 | 3 | 38 | 12.7 | 17 | 0 | | | | | | |
| P.Richardson | 2 | 0 | 0 | 0.0 | 0 | 0 | T.Taylor | 3 | 2 | 16 | 8.0 | 11 | 0 | | | | | | |
| | | | | | | | D.Henry | 1 | 1 | 10 | 10.0 | 10 | 0 | | | | | | |
| | | | | | | | D.Murray | 1 | 1 | 5 | 5.0 | 5 | 0 | | | | | | |
| | | | | | | | P.Supernaw | 1 | 1 | 3 | 3.0 | 3 | 0 | | | | | | |
| | | | | | | | J.Smith | 1 | 0 | 0 | 0.0 | 0 | 0 | | | | | | |
| | | | | | | | E.Weems | 1 | 0 | 0 | 0.0 | 0 | 0 | | | | | | |
| Total | 16 | 7 | 110 | 15.7 | 46 | 1 | Total | 25 | 16 | 129 | 8.1 | 17 | 0 | | | | | | |

Seattle Seahawks

Regular Defensive Plays

Special Teams

Misc

| | TKL | AST | COMB | SK | / YDS | TFL | Q | IN | PD | FF | FR | TKL | AST | FF | FR | BL | TKL | AST | FF | FR |
|--------------|-----|-----|------|----|-------|-----|---|----|----|----|----|-----|-----|----|----|----|-----|-----|----|----|
| K.Chancellor | 6 | 0 | 6 | 0 | 0 | 1 | 0 | 0 | 0 | 0 | 0 | 0 | 0 | 0 | 0 | 0 | 0 | 0 | 0 | 0 |
| B.Wagner | 2 | 3 | 5 | 0 | 0 | 1 | 0 | 0 | 0 | 0 | 0 | 0 | 0 | 0 | 0 | 0 | 0 | 0 | 0 | 0 |
| K.Wright | 2 | 3 | 5 | 0 | 0 | 0 | 0 | 0 | 0 | 0 | 0 | 0 | 0 | 0 | 0 | 0 | 0 | 0 | 0 | 0 |
| S.Griffin | 2 | 2 | 4 | 0 | 0 | 0 | 0 | 0 | 0 | 0 | 0 | 0 | 1 | 0 | 0 | 0 | 0 | 0 | 0 | 0 |
| Total | 12 | 8 | 20 | 0 | 0 | 2 | 0 | 0 | 0 | 0 | 0 | 0 | 1 | 0 | 0 | 0 | 0 | 0 | 0 | 0 |

First Half Summary

| Tennessee Titans | | Regular Defensive Plays | | | | | | | | | | | Special Teams | | | | | Misc | | | |
|------------------|-----|-------------------------|------|----|-------|-----|----|----|----|----|----|---|---------------|-----|----|----|----|------|-----|----|----|
| | TKL | AST | COMB | SK | / YDS | TFL | QH | IN | PD | FF | FR | | TKL | AST | FF | FR | BL | TKL | AST | FF | FR |
| W.Woodyard | 3 | 0 | 3 | 0 | 0 | 0 | 0 | 0 | 0 | 0 | 0 | 0 | 0 | 0 | 0 | 0 | 0 | 0 | 0 | 0 | 0 |
| J.Brown | 2 | 0 | 2 | 0 | 0 | 0 | 0 | 0 | 0 | 0 | 0 | 0 | 1 | 0 | 0 | 0 | 0 | 0 | 0 | 0 | 0 |
| A.Williamson | 2 | 0 | 2 | 0 | 0 | 0 | 0 | 0 | 0 | 0 | 0 | 0 | 0 | 0 | 0 | 0 | 0 | 0 | 0 | 0 | 0 |
| K.Byard | 1 | 1 | 2 | 0 | 0 | 0 | 0 | 0 | 1 | 0 | 0 | 0 | 0 | 0 | 0 | 0 | 0 | 0 | 0 | 0 | 0 |
| Total | 8 | 1 | 9 | 0 | 0 | 0 | 0 | 0 | 1 | 0 | 0 | 0 | 1 | 0 | 0 | 0 | 0 | 0 | 0 | 0 | 0 |

Play By Play

Third Quarter

9/24/2017

SEA elects to Receive, and TEN elects to defend the South goal.

R.Succop kicks 65 yards from TEN 35 to end zone, Touchback.

Seattle Seahawks at 15:00

| | | |
|---|---|----|
| 1-10-SEA 25 | (15:00) C.Carson right guard to SEA 26 for 1 yard (W.Woodyard). | |
| 2-9-SEA 26 | (14:23) (Shotgun) C.Carson left tackle to SEA 31 for 5 yards (A.Williamson). | |
| 3-4-SEA 31 | (13:40) (Shotgun) R.Wilson pass short right to D.Baldwin to SEA 40 for 9 yards (A.Jackson; C.Riley). | P6 |
| <u>1-10-SEA 40</u> | (13:03) R.Wilson pass short left to D.Baldwin pushed ob at SEA 49 for 9 yards (L.Ryan) [W.Woodyard]. | |
| 2-1-SEA 49 | (12:33) C.Carson left guard to TEN 44 for 7 yards (D.King; K.Byard). | R7 |
| <u>1-10-TEN 44</u> | (12:04) C.Carson right guard to TEN 37 for 7 yards (A.Williamson). | |
| 2-3-TEN 37 | (11:23) (Shotgun) R.Wilson pass short right to J.Graham to TEN 11 for 26 yards (K.Byard; W.Woodyard). | P8 |
| <u>1-10-TEN 11</u> | (10:53) (Shotgun) C.Prosise right guard to TEN 10 for 1 yard (J.Casey). | |
| 2-9-TEN 10 | (10:15) R.Wilson pass short middle to C.Carson for 10 yards, TOUCHDOWN [B.Orakpo]. | P9 |
| B.Walsh extra point is GOOD, Center-T.Ott, Holder-J.Ryan. | | |

| |
|---|
| SEA 14 TEN 9, 9 plays, 75 yards, 4:51 drive, 4:51 elapsed |
|---|

B.Walsh kicks 65 yards from SEA 35 to end zone, Touchback.

Tennessee Titans at 10:09

| | | |
|---|--|-----|
| 1-10-TEN 25 | (10:09) D.Murray right end to TEN 26 for 1 yard (R.Sherman). | |
| PENALTY on SEA-M.Bennett, Defensive Offside, 5 yards, enforced at TEN 25 - No Play. | | |
| 1-5-TEN 30 | (9:46) D.Murray up the middle to TEN 33 for 3 yards (J.Reed). | |
| 2-2-TEN 33 | (9:10) D.Murray left tackle to TEN 42 for 9 yards (B.Wagner). | R11 |
| <u>1-10-TEN 42</u> | (8:31) (Shotgun) M.Mariota scrambles right end to TEN 45 for 3 yards (K.Wright). | |
| 2-7-TEN 45 | (7:47) M.Mariota pass short left to R.Matthews for 55 yards, TOUCHDOWN. | P12 |
| Penalty on SEA-F.Clark, Defensive Offside, declined. | | |
| R.Succop extra point is GOOD, Center-B.Brinkley, Holder-B.Kern. | | |

| |
|---|
| SEA 14 TEN 16, 4 plays, 75 yards, 1 penalty, 2:35 drive, 7:26 elapsed |
|---|

R.Succop kicks 65 yards from TEN 35 to end zone, Touchback.

Seattle Seahawks at 7:34, (1st play from scrimmage 7:33)

| | | |
|-------------|--|--|
| 1-10-SEA 25 | (7:33) (Shotgun) R.Wilson pass incomplete short left to C.Prosise [K.Byard]. | |
| 2-10-SEA 25 | (7:26) C.Carson left end to SEA 26 for 1 yard (J.Casey). | |
| 3-9-SEA 26 | (6:44) (Shotgun) R.Wilson pass incomplete short middle to D.Baldwin. | |
| 4-9-SEA 26 | (6:40) (Punt formation) J.Ryan punts 43 yards to TEN 31, Center-T.Ott. A.Jackson pushed ob at TEN 46 for 15 yards (B.McDougald). | |

Tennessee Titans at 6:30

| | | |
|--|---|-----|
| 1-10-TEN 46 | (6:30) Direct snap to D.Murray. D.Henry right guard to TEN 49 for 3 yards (B.Wagner). | |
| 2-7-TEN 49 | (5:55) (Shotgun) M.Mariota right end pushed ob at SEA 41 for 10 yards (R.Sherman). | R13 |
| <u>1-10-SEA 41</u> | (5:25) D.Henry up the middle to SEA 34 for 7 yards (M.Smith). | |
| 2-3-SEA 34 | (4:47) D.Henry up the middle to SEA 29 for 5 yards (B.Wagner). | R14 |
| <u>1-10-SEA 29</u> | (4:01) M.Mariota pass incomplete deep left to D.Walker. | |
| PENALTY on SEA-J.Lane, Defensive Holding, 5 yards, enforced at SEA 29 - No Play. | | |
| <u>1-10-SEA 24</u> | (3:57) M.Mariota pass deep right to J.Smith for 24 yards, TOUCHDOWN. | P16 |
| R.Succop extra point is GOOD, Center-B.Brinkley, Holder-B.Kern. | | |

| |
|--|
| SEA 14 TEN 23, 5 plays, 54 yards, 1 penalty, 2:40 drive, 11:10 elapsed |
|--|

R.Succop kicks 65 yards from TEN 35 to end zone, Touchback.

Seattle Seahawks at 3:50

| | | |
|--------------------|---|-----|
| 1-10-SEA 25 | (3:50) (Shotgun) R.Wilson scrambles left end pushed ob at SEA 28 for 3 yards (E.Walden). | |
| 2-7-SEA 28 | (3:19) (Shotgun) R.Wilson pass short right to D.Baldwin pushed ob at SEA 41 for 13 yards (B.McCain). | P10 |
| <u>1-10-SEA 41</u> | (2:52) C.Carson right tackle to SEA 40 for -1 yards (W.Woodyard). | |
| 2-11-SEA 40 | (2:11) (Shotgun) R.Wilson pass incomplete short left to P.Richardson. | |
| 3-11-SEA 40 | (2:07) (Shotgun) R.Wilson pass incomplete short middle to L.Willson [B.Orakpo]. | |
| 4-11-SEA 40 | (1:59) (Punt formation) J.Ryan punts 43 yards to TEN 17, Center-T.Ott. A.Jackson pushed ob at TEN 25 for 8 yards (L.Willson). | |

Tennessee Titans at 1:49

1-10-TEN 25(1:49) D.Murray left end for 75 yards, TOUCHDOWN.
R.Succop extra point is GOOD, Center-B.Brinkley, Holder-B.Kern.

R17

SEA 14 TEN 30, 1 plays, 75 yards, 0:15 drive, 13:26 elapsed

R.Succop kicks 65 yards from TEN 35 to end zone, Touchback.

Seattle Seahawks at 1:34

1-10-SEA 25(1:34) (Shotgun) R.Wilson pass short right to J.Graham to SEA 33 for 8 yards (L.Ryan).
2-2-SEA 33(1:16) (Shotgun) C.Prosise left guard to SEA 32 for -1 yards (W.Woodyard).
3-3-SEA 32(:40) (Shotgun) R.Wilson pass short left to D.Baldwin to SEA 37 for 5 yards (L.Ryan).
1-10-SEA 37(:13) R.Wilson pass short right to D.Baldwin to SEA 44 for 7 yards (A.Williamson; L.Ryan).

P11

END OF QUARTER

| | Score | Time Poss | First Downs | | | | Efficiencies | |
|------------------|-------|--------------|-------------|---|---|---|--------------|--------|
| | | | R | P | X | T | 3 Down | 4 Down |
| Seattle Seahawks | 14 | 9:30 | 1 | 5 | 0 | 6 | 2/4 | 0/0 |
| Tennessee Titans | 30 | 5:30 | 4 | 2 | 1 | 7 | 0/0 | 0/0 |

Play By Play

Fourth Quarter

9/24/2017

Seattle Seahawks continued.

| | | |
|--------------------|--|-----|
| 2-3-SEA 44 | (15:00) (Shotgun) R.Wilson pass short right to D.Baldwin to TEN 49 for 7 yards (A.Williamson; A.Jackson). | P12 |
| <u>1-10-TEN 49</u> | (14:32) (Shotgun) R.Wilson pass incomplete short left to P.Richardson. | |
| 2-10-TEN 49 | (14:28) (Shotgun) R.Wilson pass deep right to P.Richardson to TEN 27 for 22 yards (L.Ryan). | P13 |
| <u>1-10-TEN 27</u> | (14:06) R.Wilson pass deep right to L.Willson for 27 yards, TOUCHDOWN. | P14 |
| | (Pass formation) TWO-POINT CONVERSION ATTEMPT. R.Wilson pass to P.Richardson is incomplete. ATTEMPT FAILS. | |

SEA 20 TEN 30, 8 plays, 75 yards, 2:35 drive, 1:01 elapsed

B.Walsh kicks 42 yards from SEA 35 to TEN 23. A.Jackson pushed ob at TEN 25 for 2 yards (B.McDougald).

Tennessee Titans at 13:59, (1st play from scrimmage 13:55)

| | | |
|--------------------|---|-----|
| 1-10-TEN 25 | (13:55) D.Henry up the middle to TEN 33 for 8 yards (S.Richardson). | |
| 2-2-TEN 33 | (13:18) M.Mariota pass short left to R.Matthews pushed ob at TEN 39 for 6 yards (K.Chancellor). | P18 |
| <u>1-10-TEN 39</u> | (12:48) D.Henry right end pushed ob at SEA 36 for 25 yards (B.Wagner). | R19 |
| <u>1-10-SEA 36</u> | (12:11) M.Mariota pass short left to E.Decker pushed ob at SEA 25 for 11 yards (J.Lane). | P20 |
| <u>1-10-SEA 25</u> | (11:26) D.Henry left end pushed ob at SEA 20 for 5 yards (J.Lane). | |
| 2-5-SEA 20 | (10:54) (Shotgun) M.Mariota left tackle to SEA 17 for 3 yards (K.Wright). | |
| 3-2-SEA 17 | (10:10) M.Mariota pass incomplete short right to E.Decker. | |
| 4-2-SEA 17 | (10:05) (Field Goal formation) R.Succop 35 yard field goal is GOOD, Center-B.Brinkley, Holder-B.Kern. | |

SEA 20 TEN 33, 8 plays, 58 yards, 3:59 drive, 5:00 elapsed

R.Succop kicks 65 yards from TEN 35 to end zone, Touchback.

Seattle Seahawks at 10:00

| | | |
|--------------------|--|-----|
| 1-10-SEA 25 | (10:00) R.Wilson pass deep left to T.Lockett to SEA 41 for 16 yards (L.Ryan). | P15 |
| <u>1-10-SEA 41</u> | (9:34) (No Huddle, Shotgun) R.Wilson scrambles left end pushed ob at SEA 47 for 6 yards (B.McCain). | |
| 2-4-SEA 47 | (9:05) (Shotgun) R.Wilson pass short right to J.Graham ran ob at TEN 45 for 8 yards. | P16 |
| <u>1-10-TEN 45</u> | (8:50) (No Huddle, Shotgun) R.Wilson pass short right to C.Prosise to TEN 34 for 11 yards (K.Dodd). | P17 |
| <u>1-10-TEN 34</u> | (8:25) (No Huddle, Shotgun) R.Wilson pass short middle to L.Willson to TEN 16 for 18 yards (C.Riley; K.Byard). | P18 |
| <u>1-10-TEN 16</u> | (8:04) (No Huddle, Shotgun) R.Wilson pass incomplete deep left to P.Richardson (B.McCain). | |
| | Timeout #1 by SEA at 07:59. | |
| 2-10-TEN 16 | (7:59) (Shotgun) R.Wilson pass incomplete short right [W.Woodyard]. | |
| | PENALTY on SEA-R.Wilson, Intentional Grounding, 17 yards, enforced at TEN 16. | |
| 3-27-TEN 33 | (7:53) (Shotgun) R.Wilson pass short left to J.Graham to TEN 28 for 5 yards (W.Woodyard). | |
| 4-22-TEN 28 | (7:20) (Shotgun) R.Wilson pass incomplete deep right to J.Graham (L.Ryan) [J.Casey]. | |

Tennessee Titans at 7:11

| | | |
|-------------|--|--|
| 1-10-TEN 28 | (7:11) D.Murray left tackle to TEN 33 for 5 yards (K.Wright). | |
| 2-5-TEN 33 | (6:30) (Shotgun) D.Murray up the middle to TEN 31 for -2 yards (M.Bennett). | |
| 3-7-TEN 31 | (5:49) (Shotgun) PENALTY on TEN-J.Kline, False Start, 5 yards, enforced at TEN 31 - No Play. | |
| 3-12-TEN 26 | (5:25) (Shotgun) M.Mariota pass incomplete short left to D.Murray. | |
| 4-12-TEN 26 | (5:20) (Punt formation) B.Kern punts 55 yards to SEA 19, Center-B.Brinkley. T.Lockett to SEA 28 for 9 yards (B.Trawick). | |

Seattle Seahawks at 5:09

| | | |
|--------------------|---|-----|
| 1-10-SEA 28 | (5:09) (Shotgun) R.Wilson scrambles right end pushed ob at SEA 39 for 11 yards (A.Jackson). | R19 |
| <u>1-10-SEA 39</u> | (4:42) (Shotgun) R.Wilson pass short right to J.Graham to 50 for 11 yards (J.Brown). | P20 |
| <u>1-10-50</u> | (4:21) (No Huddle, Shotgun) R.Wilson pass short middle to C.Carson to TEN 42 for 8 yards (D.Searcy; W.Woodyard). | |
| 2-2-TEN 42 | (3:53) (Shotgun) R.Wilson FUMBLES (Aborted) at TEN 46, and recovers at TEN 46. R.Wilson to TEN 46 for no gain (J.Casey). | |
| 3-6-TEN 46 | (3:28) (No Huddle, Shotgun) R.Wilson pass incomplete short middle to T.Lockett (L.Ryan). | |
| 4-6-TEN 46 | (3:20) (Shotgun) R.Wilson pass short right to T.Lockett to TEN 32 for 14 yards (A.Jackson) [D.Morgan]. | P21 |
| <u>1-10-TEN 32</u> | (2:50) R.Wilson pass short middle to J.Graham to TEN 19 for 13 yards (W.Woodyard). | P22 |
| <u>1-10-TEN 19</u> | (2:32) (No Huddle, Shotgun) R.Wilson pass incomplete deep right to A.Darboh (A.Jackson). | |
| 2-10-TEN 19 | (2:24) (Shotgun) R.Wilson pass short middle to L.Willson to TEN 11 for 8 yards (K.Byard). | |
| 3-2-TEN 11 | (2:06) (Shotgun) R.Wilson scrambles up the middle to TEN 8 for 3 yards (B.Orakpo). SEA-T.Lockett was injured during the play. His return is Questionable. | R23 |

Two-Minute Warning

| | | |
|------------------|--|--|
| <u>1-8-TEN 8</u> | (1:59) (Shotgun) R.Wilson pass incomplete short middle to J.Graham. SEA-R.Odhambo was injured during the play. His return is Questionable. | |
|------------------|--|--|

Seattle Seahawks vs Tennessee Titans at Nissan Stadium

Timeout #2 by SEA at 01:55. TO Charged due to the injury on the previous play.

2-8-TEN 8

(1:55) (Shotgun) R.Wilson pass short left to P.Richardson for 8 yards, TOUCHDOWN [B.Orakpo].

P24

B.Walsh extra point is GOOD, Center-T.Ott, Holder-J.Ryan.

SEA 27 TEN 33, 12 plays, 72 yards, 3:19 drive, 13:10 elapsed

(Onside Kick formation) B.Walsh kicks onside 12 yards from SEA 35 to SEA 47. D.Walker (didn't try to advance) to SEA 47 for no gain (J.Coleman).

Tennessee Titans at 1:50, (1st play from scrimmage 1:49)

1-10-SEA 47

(1:49) D.Henry left tackle to SEA 43 for 4 yards (B.Wagner).

Timeout #3 by SEA at 01:44.

2-6-SEA 43

(1:44) D.Henry up the middle to SEA 41 for 2 yards (C.Avril).

Timeout #1 by TEN at 00:58.

3-4-SEA 41

(:58) D.Henry right tackle to SEA 40 for 1 yard (B.Wagner).

Timeout #2 by TEN at 00:11.

4-3-SEA 40

(:11) (Punt formation) PENALTY on SEA, Defensive 12 On-field, 5 yards, enforced at SEA 40 - No Play.

X21

1-10-SEA 35

(:11) M.Mariota kneels to SEA 36 for -1 yards.

END OF QUARTER

| | Score | Time Poss | First Downs | | | | Efficiencies | |
|------------------|-------|--------------|-------------|----|---|----|--------------|--------|
| | | | R | P | X | T | 3 Down | 4 Down |
| Seattle Seahawks | 27 | 7:09 | 2 | 11 | 0 | 13 | 1/3 | 1/2 |
| Tennessee Titans | 33 | 7:51 | 1 | 2 | 1 | 4 | 0/3 | 0/0 |

9/24/2017 at Nissan Stadium

| Seattle Seahawks | Regular Defensive Plays | | | | | | | | | | | | Special Teams | | | | | Misc | | | |
|------------------|-------------------------|-----|------|----|-------|-----|---|----|----|----|----|-----|---------------|----|----|----|-----|------|----|----|--|
| | TKL | AST | COMB | SK | / YDS | TFL | Q | IN | PD | FF | FR | TKL | AST | FF | FR | BL | TKL | AST | FF | FR | |
| B.Wagner | 8 | 3 | 11 | 0 | 0 | 1 | 0 | 0 | 0 | 0 | 0 | 0 | 0 | 0 | 0 | 0 | 0 | 0 | 0 | 0 | |
| K.Wright | 5 | 3 | 8 | 0 | 0 | 0 | 0 | 0 | 0 | 0 | 0 | 0 | 0 | 0 | 0 | 0 | 0 | 0 | 0 | 0 | |
| K.Chancellor | 7 | 0 | 7 | 0 | 0 | 1 | 0 | 0 | 0 | 0 | 0 | 0 | 0 | 0 | 0 | 0 | 0 | 0 | 0 | 0 | |
| S.Griffin | 2 | 2 | 4 | 0 | 0 | 0 | 0 | 0 | 0 | 0 | 0 | 0 | 0 | 1 | 0 | 0 | 0 | 0 | 0 | 0 | |
| M.Bennett | 3 | 0 | 3 | 0 | 0 | 3 | 0 | 0 | 0 | 0 | 0 | 0 | 0 | 0 | 0 | 0 | 0 | 0 | 0 | 0 | |
| M.Wilhoite | 3 | 0 | 3 | 0 | 0 | 0 | 0 | 0 | 0 | 0 | 0 | 0 | 0 | 0 | 0 | 0 | 0 | 0 | 0 | 0 | |
| J.Lane | 3 | 0 | 3 | 0 | 0 | 0 | 0 | 0 | 0 | 0 | 0 | 0 | 0 | 0 | 0 | 0 | 0 | 0 | 0 | 0 | |
| R.Sherman | 2 | 1 | 3 | 0 | 0 | 0 | 0 | 0 | 1 | 0 | 0 | 0 | 0 | 0 | 0 | 0 | 0 | 0 | 0 | 0 | |
| E.Thomas | 2 | 1 | 3 | 0 | 0 | 1 | 0 | 0 | 0 | 0 | 0 | 0 | 0 | 0 | 0 | 0 | 0 | 0 | 0 | 0 | |
| S.Richardson | 2 | 0 | 2 | 0 | 0 | 0 | 0 | 0 | 0 | 0 | 0 | 0 | 0 | 0 | 0 | 0 | 0 | 0 | 0 | 0 | |
| J.Reed | 1 | 0 | 1 | 0 | 0 | 0 | 0 | 0 | 1 | 0 | 0 | 0 | 0 | 0 | 0 | 0 | 0 | 0 | 0 | 0 | |
| B.McDougald | 1 | 0 | 1 | 0 | 0 | 0 | 0 | 0 | 0 | 0 | 0 | 0 | 2 | 0 | 0 | 0 | 0 | 0 | 0 | 0 | |
| M.Smith | 1 | 0 | 1 | 0 | 0 | 0 | 0 | 0 | 0 | 0 | 0 | 0 | 1 | 0 | 0 | 0 | 0 | 0 | 0 | 0 | |
| N.Jones | 1 | 0 | 1 | 0 | 0 | 0 | 0 | 0 | 0 | 0 | 0 | 0 | 0 | 0 | 0 | 0 | 0 | 0 | 0 | 0 | |
| C.Avril | 1 | 0 | 1 | 0 | 0 | 0 | 0 | 0 | 0 | 0 | 0 | 0 | 0 | 0 | 0 | 0 | 0 | 0 | 0 | 0 | |
| F.Clark | 0 | 1 | 1 | 0 | 0 | 0 | 0 | 0 | 0 | 0 | 0 | 0 | 0 | 0 | 0 | 0 | 0 | 0 | 0 | 0 | |
| G.Smith | 0 | 1 | 1 | 0 | 0 | 0 | 0 | 0 | 0 | 0 | 0 | 0 | 0 | 0 | 0 | 0 | 0 | 0 | 0 | 0 | |
| J.Coleman | 0 | 0 | 0 | 0 | 0 | 0 | 0 | 0 | 0 | 0 | 0 | 0 | 2 | 0 | 0 | 0 | 0 | 0 | 0 | 0 | |
| L.Willson | 0 | 0 | 0 | 0 | 0 | 0 | 0 | 0 | 0 | 0 | 0 | 0 | 1 | 0 | 0 | 0 | 0 | 0 | 0 | 0 | |
| T.Madden | 0 | 0 | 0 | 0 | 0 | 0 | 0 | 0 | 0 | 0 | 0 | 0 | 0 | 1 | 0 | 0 | 0 | 0 | 0 | 0 | |
| R.Wilson | 0 | 0 | 0 | 0 | 0 | 0 | 0 | 0 | 0 | 0 | 0 | 0 | 0 | 0 | 0 | 0 | 0 | 0 | 0 | 3 | |
| Total | 42 | 12 | 54 | 0 | 0 | 6 | 0 | 0 | 2 | 0 | 0 | 6 | 2 | 0 | 0 | 0 | 0 | 0 | 0 | 3 | |

| Tennessee Titans | Regular Defensive Plays | | | | | | | | | | | | Special Teams | | | | | Misc | | | |
|------------------|-------------------------|-----|------|----|-------|-----|----|----|----|----|----|-----|---------------|----|----|----|-----|------|----|----|--|
| | TKL | AST | COMB | SK | / YDS | TFL | QH | IN | PD | FF | FR | TKL | AST | FF | FR | BL | TKL | AST | FF | FR | |
| W.Woodyard | 8 | 2 | 10 | 0 | 0 | 2 | 2 | 0 | 0 | 0 | 0 | 0 | 0 | 0 | 0 | 0 | 0 | 0 | 0 | 0 | |
| L.Ryan | 5 | 1 | 6 | 0 | 0 | 0 | 0 | 0 | 3 | 0 | 0 | 0 | 0 | 0 | 0 | 0 | 0 | 0 | 0 | 0 | |
| A.Williamson | 4 | 2 | 6 | 0 | 0 | 0 | 0 | 0 | 0 | 0 | 0 | 0 | 0 | 0 | 0 | 0 | 0 | 0 | 0 | 0 | |
| K.Byard | 2 | 4 | 6 | 0 | 0 | 0 | 1 | 0 | 1 | 0 | 0 | 0 | 0 | 0 | 0 | 0 | 0 | 0 | 0 | 0 | |
| J.Casey | 4 | 1 | 5 | 0 | 0 | 1 | 2 | 0 | 0 | 0 | 0 | 0 | 0 | 0 | 0 | 0 | 0 | 0 | 0 | 0 | |
| A.Jackson | 3 | 2 | 5 | 0 | 0 | 0 | 0 | 0 | 2 | 0 | 0 | 0 | 0 | 0 | 0 | 0 | 0 | 0 | 0 | 0 | |
| J.Brown | 3 | 0 | 3 | 0 | 0 | 0 | 0 | 0 | 0 | 0 | 0 | 0 | 1 | 0 | 0 | 0 | 0 | 0 | 0 | 0 | |
| E.Walden | 2 | 0 | 2 | 1 | 9 | 1 | 1 | 0 | 0 | 0 | 0 | 0 | 0 | 0 | 0 | 0 | 0 | 0 | 0 | 0 | |
| B.Orakpo | 2 | 0 | 2 | 0 | 0 | 0 | 3 | 0 | 1 | 0 | 0 | 0 | 0 | 0 | 0 | 0 | 0 | 0 | 0 | 0 | |
| B.McCain | 2 | 0 | 2 | 0 | 0 | 0 | 0 | 0 | 1 | 0 | 0 | 0 | 0 | 0 | 0 | 0 | 0 | 0 | 0 | 0 | |
| D.Morgan | 0 | 2 | 2 | 0 | 0 | 0 | 2 | 0 | 0 | 0 | 0 | 0 | 0 | 0 | 0 | 0 | 0 | 0 | 0 | 0 | |
| A.Johnson | 0 | 2 | 2 | 0 | 0 | 0 | 0 | 0 | 0 | 0 | 0 | 0 | 0 | 0 | 0 | 0 | 0 | 0 | 0 | 0 | |
| C.Riley | 0 | 2 | 2 | 0 | 0 | 0 | 0 | 0 | 0 | 0 | 0 | 0 | 0 | 0 | 0 | 0 | 0 | 0 | 0 | 0 | |
| L.Sims | 1 | 0 | 1 | 0 | 0 | 0 | 0 | 0 | 1 | 0 | 0 | 0 | 0 | 0 | 0 | 0 | 0 | 0 | 0 | 0 | |
| K.Dodd | 1 | 0 | 1 | 0 | 0 | 0 | 0 | 0 | 0 | 0 | 0 | 0 | 0 | 0 | 0 | 0 | 0 | 0 | 0 | 0 | |
| D.King | 0 | 1 | 1 | 0 | 0 | 0 | 0 | 0 | 0 | 0 | 0 | 0 | 0 | 0 | 0 | 0 | 0 | 0 | 0 | 0 | |
| D.Searcy | 0 | 1 | 1 | 0 | 0 | 0 | 0 | 0 | 0 | 0 | 0 | 0 | 0 | 0 | 0 | 0 | 0 | 0 | 0 | 0 | |
| D.Bates | 0 | 0 | 0 | 0 | 0 | 0 | 0 | 0 | 0 | 0 | 0 | 0 | 1 | 0 | 0 | 0 | 0 | 0 | 0 | 0 | |
| B.Trawick | 0 | 0 | 0 | 0 | 0 | 0 | 0 | 0 | 0 | 0 | 0 | 0 | 1 | 0 | 0 | 0 | 0 | 0 | 0 | 0 | |
| Total | 37 | 20 | 57 | 1 | 9 | 4 | 11 | 0 | 9 | 0 | 0 | 0 | 3 | 0 | 0 | 0 | 0 | 0 | 0 | 0 | |

Ball Possession And Drive Chart

Seattle Seahawks

| # | Time Recd | Time Lost | Time Poss | How Ball Obtained | Drive Began | # Play | Yds Gain | Yds Pen | Net Yds | 1st Down | Last Scrm | How Given Up |
|----|-----------|-----------|-----------|-------------------|-------------|--------|----------|---------|---------|----------|-----------|--------------|
| 1 | 13:36 | 12:37 | 0:59 | Punt | SEA 20 | 3 | 8 | 0 | 8 | 0 | SEA 28 | Punt |
| 2 | 11:08 | 9:46 | 1:22 | Punt | SEA 12 | 3 | 4 | 0 | 4 | 0 | SEA 16 | Punt |
| 3 | 9:20 | 7:09 | 2:11 | Punt | SEA 35 | 6 | 24 | 0 | 24 | 2 | TEN 41 | Punt |
| 4 | 5:38 | 3:43 | 1:55 | Punt | SEA 19 | 3 | 9 | 0 | 9 | 0 | SEA 28 | Punt |
| 5 | 13:23 | 12:21 | 1:02 | Kickoff | SEA 25 | 3 | 0 | 0 | 0 | 0 | SEA 25 | Punt |
| 6 | 5:51 | 3:29 | 2:22 | Kickoff | SEA 25 | 3 | -4 | -5 | -9 | 0 | SEA 16 | Punt |
| 7 | 2:04 | 1:15 | 0:49 | Punt | SEA 14 | 5 | 86 | 0 | 86 | 3 | * TEN 4 | Touchdown |
| 8 | 15:00 | 10:09 | 4:51 | Kickoff | SEA 25 | 9 | 75 | 0 | 75 | 4 | * TEN 10 | Touchdown |
| 9 | 7:34 | 6:30 | 1:04 | Kickoff | SEA 25 | 3 | 1 | 0 | 1 | 0 | SEA 26 | Punt |
| 10 | 3:50 | 1:49 | 2:01 | Kickoff | SEA 25 | 5 | 15 | 0 | 15 | 1 | SEA 40 | Punt |
| 11 | 1:34 | 13:59 | 2:35 | Kickoff | SEA 25 | 8 | 75 | 0 | 75 | 4 | TEN 27 | Touchdown |
| 12 | 10:00 | 7:11 | 2:49 | Kickoff | SEA 25 | 9 | 64 | -17 | 47 | 4 | * TEN 28 | Downs |
| 13 | 5:09 | 1:50 | 3:19 | Punt | SEA 28 | 12 | 72 | 0 | 72 | 6 | * TEN 8 | Touchdown |

(303) Average SEA 23

Tennessee Titans

| # | Time Recd | Time Lost | Time Poss | How Ball Obtained | Drive Began | # Play | Yds Gain | Yds Pen | Net Yds | 1st Down | Last Scrm | How Given Up |
|----|-----------|-----------|-----------|-------------------|-------------|--------|----------|---------|---------|----------|-----------|--------------|
| 1 | 15:00 | 13:36 | 1:24 | Kickoff | TEN 25 | 3 | 9 | 0 | 9 | 0 | TEN 34 | Punt |
| 2 | 12:37 | 11:08 | 1:29 | Punt | TEN 31 | 3 | 5 | 0 | 5 | 0 | TEN 36 | Punt |
| 3 | 9:46 | 9:20 | 0:26 | Punt | TEN 16 | 3 | 0 | 0 | 0 | 0 | TEN 16 | Punt |
| 4 | 7:09 | 5:38 | 1:31 | Punt | TEN 20 | 3 | 3 | 0 | 3 | 0 | TEN 23 | Punt |
| 5 | 3:43 | 13:23 | 5:20 | Punt | TEN 33 | 11 | 45 | 16 | 61 | 4 | * SEA 6 | Field Goal |
| 6 | 12:21 | 5:51 | 6:30 | Punt | TEN 32 | 12 | 44 | 5 | 49 | 3 | * SEA 19 | Field Goal |
| 7 | 3:29 | 2:04 | 1:25 | Punt | TEN 32 | 3 | 6 | 0 | 6 | 0 | TEN 38 | Punt |
| 8 | 1:15 | 0:00 | 1:15 | Kickoff | TEN 24 | 8 | 47 | 0 | 47 | 3 | SEA 29 | Field Goal |
| 9 | 10:09 | 7:34 | 2:35 | Kickoff | TEN 25 | 4 | 70 | 5 | 75 | 2 | TEN 45 | Touchdown |
| 10 | 6:30 | 3:50 | 2:40 | Punt | TEN 46 | 5 | 49 | 5 | 54 | 4 | SEA 24 | Touchdown |
| 11 | 1:49 | 1:34 | 0:15 | Punt | TEN 25 | 1 | 75 | 0 | 75 | 1 | TEN 25 | Touchdown |
| 12 | 13:59 | 10:00 | 3:59 | Kickoff | TEN 25 | 8 | 58 | 0 | 58 | 3 | * SEA 17 | Field Goal |
| 13 | 7:11 | 5:09 | 2:02 | Downs | TEN 28 | 3 | 3 | -5 | -2 | 0 | TEN 26 | Punt |
| 14 | 1:50 | 0:00 | 1:50 | Kickoff | SEA 47 | 4 | 6 | 5 | 11 | 1 | SEA 35 | End of Game |

(415) Average TEN 30

* inside opponent's 20

Time of Possession by Quarter

| | | 1st | 2nd | 3rd | 4th | OT | Total |
|---------|------------------|------|-------|------|------|----|-------|
| Visitor | Seattle Seahawks | 6:27 | 4:13 | 9:30 | 7:09 | | 27:19 |
| Home | Tennessee Titans | 8:33 | 10:47 | 5:30 | 7:51 | | 32:41 |

Kickoff Drive No.-Start Average

Seahawks: 7 - SEA 25

Titans: 4 - TEN 25

Miscellaneous Statistics Report

Seattle Seahawks vs Tennessee Titans

9/24/2017 at Nissan Stadium

Ten Longest Plays for Seattle Seahawks

| Yards | Qtr | Play Start | Play Description |
|-------|-----|-------------|--|
| 46 | 2 | 1-10-50 | (1:58) (Shotgun) R.Wilson pass deep left to C.Prosise to TEN 4 for 46 yards (J.Brown). |
| 36 | 2 | 1-10-SEA 14 | (2:04) (Shotgun) R.Wilson pass deep left to D.Baldwin pushed ob at 50 for 36 yards (L.Sims). |
| 27 | 4 | 1-10-TEN 27 | (14:06) R.Wilson pass deep right to L.Willson for 27 yards, TOUCHDOWN. |
| 26 | 3 | 2-3-TEN 37 | (11:23) (Shotgun) R.Wilson pass short right to J.Graham to TEN 11 for 26 yards (K.Byard; W.Woodyard). |
| 22 | 4 | 2-10-TEN 49 | (14:28) (Shotgun) R.Wilson pass deep right to P.Richardson to TEN 27 for 22 yards (L.Ryan). |
| 18 | 4 | 1-10-TEN 34 | (8:25) (No Huddle, Shotgun) R.Wilson pass short middle to L.Willson to TEN 16 for 18 yards (C.Riley; K.Byard). |
| 16 | 4 | 1-10-SEA 25 | (10:00) R.Wilson pass deep left to T.Lockett to SEA 41 for 16 yards (L.Ryan). |
| 14 | 4 | 4-6-TEN 46 | (3:20) (Shotgun) R.Wilson pass short right to T.Lockett to TEN 32 for 14 yards (A.Jackson) [D.Morgan]. |
| 13 | 1 | 1-10-SEA 35 | (9:20) R.Wilson pass short right to D.Baldwin to SEA 48 for 13 yards (W.Woodyard). |
| 13 | 3 | 2-7-SEA 28 | (3:19) (Shotgun) R.Wilson pass short right to D.Baldwin pushed ob at SEA 41 for 13 yards (B.McCain). |

Ten Longest Plays for Tennessee Titans

| Yards | Qtr | Play Start | Play Description |
|-------|-----|-------------|--|
| 75 | 3 | 1-10-TEN 25 | (1:49) D.Murray left end for 75 yards, TOUCHDOWN. |
| 55 | 3 | 2-7-TEN 45 | (7:47) M.Mariota pass short left to R.Matthews for 55 yards, TOUCHDOWN. |
| 25 | 4 | 1-10-TEN 39 | (12:48) D.Henry right end pushed ob at SEA 36 for 25 yards (B.Wagner). |
| 24 | 3 | 1-10-SEA 24 | (3:57) M.Mariota pass deep right to J.Smith for 24 yards, TOUCHDOWN. |
| 17 | 1 | 3-15-SEA 30 | (:40) (Shotgun) M.Mariota pass deep right to E.Decker ran ob at SEA 13 for 17 yards. |
| 16 | 2 | 3-19-SEA 22 | (14:11) (Shotgun) M.Mariota pass deep left to E.Decker to SEA 6 for 16 yards (E.Thomas; S.Griffin). |
| 11 | 2 | 2-3-TEN 31 | (:52) (No Huddle, Shotgun) M.Mariota pass short right to D.Walker to TEN 42 for 11 yards (K.Chancellor). |
| 11 | 2 | 2-2-50 | (:31) (Shotgun) M.Mariota pass short left to T.Taylor pushed ob at SEA 39 for 11 yards (E.Thomas). |
| 11 | 4 | 1-10-SEA 36 | (12:11) M.Mariota pass short left to E.Decker pushed ob at SEA 25 for 11 yards (J.Lane). |
| 10 | 1 | 3-11-TEN 24 | (14:20) (Shotgun) M.Mariota pass short left to D.Henry to TEN 34 for 10 yards (F.Clark; K.Wright). |

Touchdown Scoring Information

| | | Offense | Defense | Special Teams |
|---------|------------------|---------|---------|---------------|
| VISITOR | Seattle Seahawks | 4 | 0 | 0 |
| HOME | Tennessee Titans | 3 | 0 | 0 |

Player Scoring Information

| Club | Player | TD | Rush TD | Rec TD | KO TD | Punt TD | Int TD | Fum TD | Misc TD | FG | XP | 2Pt Rush | 2Pt Rec | Sfty | Points |
|------|--------------|----|---------|--------|-------|---------|--------|--------|---------|----|----|----------|---------|------|--------|
| SEA | D.Baldwin | 0 | 0 | 1 | 0 | 0 | 0 | 0 | 0 | 0 | 0 | 0 | 0 | 0 | 6 |
| SEA | L.Willson | 0 | 0 | 1 | 0 | 0 | 0 | 0 | 0 | 0 | 0 | 0 | 0 | 0 | 6 |
| SEA | P.Richardson | 0 | 0 | 1 | 0 | 0 | 0 | 0 | 0 | 0 | 0 | 0 | 0 | 0 | 6 |
| SEA | C.Carson | 0 | 0 | 1 | 0 | 0 | 0 | 0 | 0 | 0 | 0 | 0 | 0 | 0 | 6 |
| SEA | B.Walsh | 0 | 0 | 0 | 0 | 0 | 0 | 0 | 0 | 0 | 3 | 0 | 0 | 0 | 3 |
| TEN | R.Succop | 0 | 0 | 0 | 0 | 0 | 0 | 0 | 0 | 4 | 3 | 0 | 0 | 0 | 15 |
| TEN | D.Murray | 0 | 1 | 0 | 0 | 0 | 0 | 0 | 0 | 0 | 0 | 0 | 0 | 0 | 6 |
| TEN | R.Matthews | 0 | 0 | 1 | 0 | 0 | 0 | 0 | 0 | 0 | 0 | 0 | 0 | 0 | 6 |
| TEN | J.Smith | 0 | 0 | 1 | 0 | 0 | 0 | 0 | 0 | 0 | 0 | 0 | 0 | 0 | 6 |

Possession Detail

| | First Half | | Second Half | | Game | |
|-----------------------------|------------|------|-------------|-------|---------|-------|
| | Visitor | Home | Visitor | Home | Visitor | Home |
| Largest Lead | 1 | 6 | 5 | 16 | 5 | 16 |
| Drives Leading | 0 | 2 | 0 | 5 | 0 | 7 |
| Time of Possession Leading | 0:00 | 7:55 | 0:00 | 10:46 | 0:00 | 18:41 |
| Largest Deficit | -6 | -1 | -16 | -5 | -16 | -5 |
| Drives Trailing | 3 | 1 | 6 | 1 | 9 | 2 |
| Time of Possession Trailing | 4:13 | 1:15 | 16:39 | 2:35 | 20:52 | 3:50 |
| Times Score Tied Up | | 0 | | 0 | | 0 |
| Lead Changes | | 3 | | 2 | | 5 |

Playtime Percentage

Percent of playtime per player on offense, defense and special teams

| Seattle Seahawks | | | | | | Tennessee Titans | | | | | | | | | |
|------------------|----|---------|------|---------|------|------------------|------------|--------------|----|---------|------|---------|------|---------------|-----|
| | | Offense | | Defense | | Special Teams | | | | Offense | | Defense | | Special Teams | |
| G Ifedi | T | 73 | 100% | | | 3 | 8% | J Kline | G | 73 | 100% | | | 7 | 19% |
| J Britt | C | 73 | 100% | | | 3 | 8% | T Lewan | T | 73 | 100% | | | 7 | 19% |
| L Joeckel | G | 73 | 100% | | | 3 | 8% | Q Spain | G | 73 | 100% | | | 7 | 19% |
| O Aboushi | G | 73 | 100% | | | 3 | 8% | J Conklin | T | 73 | 100% | | | 7 | 19% |
| R Wilson | QB | 73 | 100% | | | | | B Jones | C | 73 | 100% | | | | |
| R Odhiambo | T | 72 | 99% | | | 2 | 6% | M Mariota | QB | 72 | 99% | | | | |
| T Lockett | WR | 66 | 90% | | | 13 | 36% | R Matthews | WR | 62 | 85% | | | | |
| P Richardson | WR | 62 | 85% | | | | | E Decker | WR | 61 | 84% | | | 1 | 3% |
| D Baldwin | WR | 51 | 70% | | | 4 | 11% | D Walker | TE | 50 | 68% | | | 1 | 3% |
| J Graham | TE | 48 | 66% | | | | | J Smith | TE | 48 | 66% | | | 11 | 31% |
| C Carson | RB | 41 | 56% | | | 4 | 11% | D Murray | RB | 48 | 66% | | | | |
| C Proise | RB | 27 | 37% | | | 5 | 14% | D Henry | RB | 30 | 41% | | | | |
| L Willson | TE | 25 | 34% | | | 18 | 50% | T Taylor | WR | 26 | 36% | | | 3 | 8% |
| T McEvoy | WR | 24 | 33% | | | 26 | 72% | J Fowler | FB | 19 | 26% | | | 1 | 3% |
| A Darboh | WR | 11 | 15% | | | 18 | 50% | P Supernaw | TE | 13 | 18% | | | 23 | 64% |
| N Vannett | TE | 6 | 8% | | | 18 | 50% | E Weems | WR | 5 | 7% | | | 26 | 72% |
| M Tobin | T | 3 | 4% | | | 5 | 14% | D Kelly | T | 4 | 5% | | | 7 | 19% |
| T Madden | FB | 1 | 1% | | | 26 | 72% | K Byard | FS | | | 73 | 100% | 9 | 25% |
| T Rawls | RB | 1 | 1% | | | | | L Ryan | CB | | | 73 | 100% | 5 | 14% |
| R Sherman | CB | | | 73 | 100% | 11 | 31% | A Jackson | CB | | | 72 | 99% | 14 | 39% |
| K Chancellor | SS | | | 73 | 100% | 9 | 25% | W Woodyard | LB | | | 59 | 81% | 11 | 31% |
| B Wagner | LB | | | 73 | 100% | 7 | 19% | B Orakpo | LB | | | 51 | 70% | | |
| K Wright | LB | | | 73 | 100% | 7 | 19% | D Morgan | LB | | | 51 | 70% | | |
| E Thomas | FS | | | 73 | 100% | | | J Casey | DT | | | 47 | 64% | 3 | 8% |
| J Lane | CB | | | 72 | 99% | 10 | 28% | J Brown | LB | | | 44 | 60% | 16 | 44% |
| M Bennett | DE | | | 64 | 88% | | | B McCain | CB | | | 42 | 58% | 12 | 33% |
| C Avril | DE | | | 53 | 73% | | | D Searcy | SS | | | 41 | 56% | 5 | 14% |
| S Richardson | DT | | | 51 | 70% | 5 | 14% | E Walden | LB | | | 38 | 52% | 3 | 8% |
| J Reed | DT | | | 50 | 68% | 7 | 19% | C Riley | FS | | | 37 | 51% | 16 | 44% |
| M Wilhoite | LB | | | 41 | 56% | 33 | 92% | A Williamson | LB | | | 35 | 48% | 5 | 14% |
| F Clark | DE | | | 32 | 44% | 7 | 19% | D Jones | DE | | | 34 | 47% | 10 | 28% |
| S Griffin | CB | | | 30 | 41% | 13 | 36% | L Sims | CB | | | 33 | 45% | 20 | 56% |
| N Jones | DT | | | 21 | 29% | 7 | 19% | A Johnson | NT | | | 21 | 29% | 13 | 36% |
| M Smith | DE | | | 16 | 22% | 8 | 22% | K Dodd | LB | | | 19 | 26% | 3 | 8% |
| G Smith | DT | | 5 | 7% | 1 | 3% | D King | DE | | | 16 | 22% | 6 | 17% | |
| B McDougald | FS | | 2 | 3% | 33 | 92% | S Williams | NT | | | 16 | 22% | | | |
| J Coleman | CB | | 1 | 1% | 19 | 53% | B Trawick | FS | | | | | 29 | 81% | |
| T Garvin | LB | | | | 14 | 39% | D Bates | LB | | | | | 26 | 72% | |
| D Hill | SS | | | | 14 | 39% | D Fluellen | RB | | | | | 26 | 72% | |
| J Ryan | P | | | | 11 | 31% | T Smith | CB | | | | | 16 | 44% | |
| T Ott | LS | | | | 11 | 31% | R Succop | K | | | | | 14 | 39% | |
| B Walsh | K | | | | 8 | 22% | B Kern | P | | | | | 13 | 36% | |
| E Pocic | C | | | | 7 | 19% | B Brinkley | LS | | | | | 13 | 36% | |
| D McDonald | LB | | | | 1 | 3% | B Schwenke | C | | | | | 7 | 19% | |

2017 TENNESSEE TITANS REGULAR SEASON STATISTICS

Won 2, Lost 1

| Date | W-L | Score | OT | Opponent | Attendance |
|-------|-----|-------|----|------------------|------------|
| 09/10 | L | 16-26 | | Oakland | 69,089 |
| 09/17 | W | 37-16 | | at Jacksonville | 61,709 |
| 09/24 | W | 33-27 | | Seattle | 69,127 |
| 10/01 | | | | at Houston | |
| 10/08 | | | | at Miami | |
| 10/16 | | | | Indianapolis | |
| 10/22 | | | | at Cleveland | |
| 11/05 | | | | Baltimore | |
| 11/12 | | | | Cincinnati | |
| 11/16 | | | | at Pittsburgh | |
| 11/26 | | | | at Indianapolis | |
| 12/03 | | | | Houston | |
| 12/10 | | | | at Arizona | |
| 12/17 | | | | at San Francisco | |
| 12/24 | | | | L.A. Rams | |
| 12/31 | | | | Jacksonville | |

| Statistic | Tenn. | Opp. |
|--------------------------|----------------|----------------|
| Total First Downs | 63 | 66 |
| Rushing | 22 | 15 |
| Passing | 34 | 49 |
| Penalty | 7 | 2 |
| 3rd Down: Made/Att | 17/41 | 15/39 |
| 3rd Down Pct. | 41.5 | 38.5 |
| 4th Down: Made/Att | 0/0 | 2/3 |
| 4th Down Pct. | 0.0 | 66.7 |
| Possession Avg. | 30:36 | 29:24 |
| Total Net Yards | 1160 | 1102 |
| Avg. Per Game | 386.7 | 367.3 |
| Total Plays | 194 | 196 |
| Avg. Per Play | 6.0 | 5.6 |
| Net Yards Rushing | 469 | 277 |
| Avg. Per Game | 156.3 | 92.3 |
| Total Rushes | 92 | 76 |
| Net Yards Passing | 691 | 825 |
| Avg. Per Game | 230.3 | 275.0 |
| Sacked/Yards Lost | 2/5 | 5/33 |
| Gross Yards | 696 | 858 |
| Att./Completions | 100/60 | 115/71 |
| Completion Pct. | 60.0 | 61.7 |
| Had Intercepted | 1 | 2 |
| Punts/Average | 13/50.3 | 16/49.5 |
| Net Punting Avg. | 13/44.1 | 16/40.1 |
| Penalties/Yards | 17/164 | 26/246 |
| Fumbles/Ball Lost | 0/0 | 8/1 |
| Touchdowns | 8 | 8 |
| Rushing | 5 | 1 |
| Passing | 3 | 7 |
| Returns | 0 | 0 |

| Score By Periods | Q1 | Q2 | Q3 | Q4 | OT | PTS |
|------------------|----|----|----|----|----|-----|
| Team | 10 | 15 | 41 | 20 | 0 | 86 |
| Opponents | 10 | 13 | 10 | 36 | 0 | 69 |

| Scoring | TD | Rush | Rec | Ret | K-PAT | FG | S | PTS |
|-----------|----|------|-----|-----|-------|-------|---|-----|
| Succop | 0 | 0 | 0 | 0 | 8/8 | 10/11 | 0 | 38 |
| J. Smith | 2 | 0 | 2 | 0 | | | 0 | 12 |
| Fowler | 1 | 1 | 0 | 0 | | | 0 | 6 |
| Henry | 1 | 1 | 0 | 0 | | | 0 | 6 |
| Mariota | 1 | 1 | 0 | 0 | | | 0 | 6 |
| Matthews | 1 | 0 | 1 | 0 | | | 0 | 6 |
| Murray | 1 | 1 | 0 | 0 | | | 0 | 6 |
| Walker | 1 | 1 | 0 | 0 | | | 0 | 6 |
| Team | 8 | 5 | 3 | 0 | 8/8 | 10/11 | 0 | 86 |
| Opponents | 8 | 1 | 7 | 0 | 6/6 | 5/5 | 0 | 69 |

2-Pt Conv: TM 0-0, OPP 0-2

Sacks: Morgan 2, Orakpo 1, Walden 1, Woodyard 1, TM 5, OPP 2

FUM/Lost: None

| Passing | Att | Cmp | Yds | Cmp% | Yds/Att | TD | TD% | Int | Int% | Long | Sack/Lost | Rating |
|-----------|-----|-----|-----|------|---------|----|-----|-----|------|------|-----------|--------|
| Mariota | 100 | 60 | 696 | 60.0 | 6.96 | 3 | 3.0 | 1 | 1.0 | 55t | 2/5 | 86.9 |
| Team | 100 | 60 | 696 | 60.0 | 6.96 | 3 | 3.0 | 1 | 1.0 | 55t | 2/5 | 86.9 |
| Opponents | 115 | 71 | 858 | 61.7 | 7.46 | 7 | 6.1 | 2 | 1.7 | 46 | 5/33 | 97.7 |

| Rushing | No. | Yds | Avg | Long | TD |
|-----------|-----|-----|-----|------|----|
| Murray | 35 | 184 | 5.3 | 75t | 1 |
| Henry | 33 | 171 | 5.2 | 25 | 1 |
| Mariota | 16 | 77 | 4.8 | 15 | 1 |
| Fluellen | 3 | 18 | 6.0 | 10 | 0 |
| Taylor | 3 | 15 | 5.0 | 17 | 0 |
| Fowler | 1 | 3 | 3.0 | 3t | 1 |
| Walker | 1 | 1 | 1.0 | 1t | 1 |
| Team | 92 | 469 | 5.1 | 75t | 5 |
| Opponents | 76 | 277 | 3.6 | 14 | 1 |

| Receiving | No. | Yds | Avg | Long | TD |
|-----------|-----|-----|------|------|----|
| Walker | 15 | 168 | 11.2 | 23 | 0 |
| Matthews | 14 | 201 | 14.4 | 55t | 1 |
| Decker | 10 | 91 | 9.1 | 17 | 0 |
| Davis | 7 | 73 | 10.4 | 23 | 0 |
| Taylor | 5 | 72 | 14.4 | 42 | 0 |
| Murray | 4 | 24 | 6.0 | 12 | 0 |
| J. Smith | 3 | 54 | 18.0 | 32t | 2 |
| Henry | 1 | 10 | 10.0 | 10 | 0 |
| Supernaw | 1 | 3 | 3.0 | 3 | 0 |
| Team | 60 | 696 | 11.6 | 55t | 3 |
| Opponents | 71 | 858 | 12.1 | 46 | 7 |

| Interceptions | No. | Yds | Avg | Long | TD |
|---------------|-----|-----|-----|------|----|
| Searcy | 1 | 8 | 8.0 | 8 | 0 |
| Riley | 1 | 2 | 2.0 | 2 | 0 |
| Team | 2 | 10 | 5.0 | 8 | 0 |
| Opponents | 1 | 2 | 2.0 | 2 | 0 |

| Punting | No. | Yds | Avg | Net | TB | In | Lg | B |
|-----------|-----|-----|------|------|----|----|----|---|
| Kern | 13 | 654 | 50.3 | 44.1 | 2 | 4 | 66 | 0 |
| Team | 13 | 654 | 50.3 | 44.1 | 2 | 4 | 66 | 0 |
| Opponents | 16 | 792 | 49.5 | 40.1 | 2 | 2 | 64 | 0 |

| Punt Returns | Ret | FC | Yds | Avg | Long | TD |
|--------------|-----|----|-----|------|------|----|
| Jackson | 8 | 2 | 111 | 13.9 | 46 | 0 |
| Team | 8 | 2 | 111 | 13.9 | 46 | 0 |
| Opponents | 6 | 1 | 41 | 6.8 | 13 | 0 |

| Kickoff Returns | No. | Yds | Avg | Long | TD |
|-----------------|-----|-----|------|------|----|
| Jackson | 3 | 62 | 20.7 | 35 | 0 |
| Decker | 1 | 22 | 22.0 | 22 | 0 |
| Weems | 1 | 0 | 0.0 | 0 | 0 |
| Team | 5 | 84 | 16.8 | 35 | 0 |
| Opponents | 5 | 129 | 25.8 | 41 | 0 |

| Field Goals | 1-19 | 20-29 | 30-39 | 40-49 | 50+ |
|-------------|------|-------|-------|-------|-----|
| Succop | 0/0 | 4/4 | 2/2 | 3/3 | 1/2 |
| Team | 0/0 | 4/4 | 2/2 | 3/3 | 1/2 |
| Opponents | 0/0 | 1/1 | 0/0 | 2/2 | 2/2 |

Succop: (23G,26G,52G,52N) (40G,41G,26G) (24G,37G, 47G,35G)

OPP: (20G,52G,52G,43G) (43G) ()

TITANS LOSE GAME, QB MARCUS MARIOTA IN HOUSTON

**BY JIM WYATT
TITANS ONLINE
OCTOBER 1, 2017**

HOUSTON, Texas – The Titans had a problem in Houston.

Actually, they had several.

Offensively, the team got off to another slow start, and ended up turning the ball over five times in the game. On defense, the Titans couldn't get stops, as the secondary had all kinds of trouble in coverage.

To make matters worse, Titans quarterback Marcus Mariota suffered a hamstring injury, and didn't finish the game.

It all added up to an ugly 57-14 loss to the Houston Texans here at NRG Stadium. The Titans are now 2-2.

Mariota completed 6-of-10 passes for 96 yards in the first half, and he scored on touchdown runs of two and 34 yards in the game. But back-up Matt Cassel took over for Mariota in the third quarter, and played the rest of the way.

On defense, the Titans struggled in coverage, as Texans quarterback Deshaun Watson completed 25-of-34 passes for 283 yards and four touchdowns, along with an interception. Watson also ran for a touchdown.

It was ugly early, as the Titans fell behind out of the gate, and things never really got better.

After a Mariota interception on the team's third offensive play, the Texans quickly drove down the field and scored on a two-yard touchdown run by running back Lamar Miller.

The Texans made it 14-0 when Watson connected with receiver DeAndre Hopkins on an eight-yard pass. The Texans increased the lead to 21-0 on a 16-yard touchdown

pass from Watson to receiver Will Fuller.

The Titans, meanwhile, couldn't get anything going on offense until a drive at the start of the second quarter.

That's when Mariota capped off a 5-play, 75-yard drive with a 34-yard touchdown run, making it 21-7 with 11:44 remaining in the second quarter.

The Texans stretched the lead to 24-7 on a 50-yard field goal by kicker Ka'imi Fairbairn.

Mariota then connected with receiver Rishard Matthews for completions of 13 and 28 yards on a scoring drive that was capped off with a two-yard touchdown run by Mariota to cut the lead to 24-14 with 1:50 remaining before halftime.

But the Titans couldn't slow down the Texans.

A pass interference by cornerback Adoree' Jackson in the end zone gave Houston the ball at the 1, and Watson ran it in to make it 30-14. Titans safety Kevin Byard picked off Watson near the goal line just before halftime, but it was one of the few plays the Titans made on defense on this day.

The Texans kept rolling in the second half.

Watson's third touchdown pass of the game – a 10-yard pass to Fuller – capped off a 14-play, 75-yard drive to make it 37-14 with 6:51 left in the third quarter. A Watson-to-Miller touchdown pass in the fourth quarter made it 44-14 with 11:19 left before another Fairbairn field goal made it 47-14 with 8:39 left.

Cassel threw two interceptions in the second half, and the second one was returned for a touchdown by linebacker Dylan Cole. Another Fairbairn field goal accounted for the final margin.

The Titans face the Dolphins next Sunday in Miami.

###

Texans vs Titans

National Football League Game Summary

NFL Copyright © 2017 by The National Football League. All rights reserved. This summary and play-by-play is for the express purpose of assisting media in their coverage of the game; any other use of this material is prohibited without the written permission of the National Football League. Updated: 11/20/2017

Date: Sunday, 10/1/2017 **Tennessee Titans at Houston Texans** Start Time: 12:02 PM CDT
at NRG, Houston, Texas

Game Day Weather
Game Weather: Sunny Temp: 87° F (30.6° C) Humidity: 53%, Wind: N 3 mph
Played Retractable Roof on Turf: Artificial Outdoor Weather: Sunny, Wind Chill: 88

Officials
Referee: Triplette, Jeff (42) Umpire: Fowler, Ruben (71) Down Judge: Bergman, Jeff (32)
Line Judge: Stephan, Tom (68) Field Judge: Gautreaux, Greg (80) Side Judge: Brown, Terry (43)
Back Judge: Freeman, Steve (133) Replay Official: Chase, Michael (0)

| Tennessee Titans | | | | | | Houston Texans | | | | | |
|------------------|----|-----------|---------|----|--------------|----------------|----|-------------|---------|----|--------------|
| Offense | | | Defense | | | Offense | | | Defense | | |
| TE | 81 | J.Smith | DE | 90 | D.Jones | WR | 10 | D.Hopkins | RDE | 93 | J.Heath |
| TE | 82 | D.Walker | NT | 96 | S.Williams | LT | 74 | C.Clark | NT | 98 | D.Reader |
| LT | 77 | T.Lewan | DT | 99 | J.Casey | LG | 71 | X.Su'a-Filo | LDE | 99 | J.Watt |
| LG | 67 | Q.Spain | OLB | 91 | D.Morgan | C | 66 | N.Martin | SAM | 59 | W.Mercilus |
| C | 60 | B.Jones | ILB | 59 | W.Woodyard | RG | 79 | J.Allen | WILL | 55 | B.McKinney |
| RG | 64 | J.Kline | ILB | 54 | A.Williamson | RT | 68 | B.Giacomini | MIKE | 41 | Z.Cunningham |
| RT | 78 | J.Conklin | OLB | 98 | B.Orakpo | TE | 84 | R.Griffin | JACK | 90 | J.Clowney |
| TE | 87 | E.Decker | CB | 25 | A.Jackson | WR | 15 | W.Fuller V | LCB | 24 | J.Joseph |
| QB | 8 | M.Mariota | SS | 21 | D.Searcy | QB | 4 | D.Watson | RCB | 25 | K.Jackson |
| OL | 71 | D.Kelly | FS | 31 | K.Byard | WR | 12 | B.Ellington | FS | 29 | A.Hal |
| RB | 29 | D.Murray | CB | 26 | L.Ryan | RB | 26 | L.Miller | SS | 21 | M.Gilchrist |

Substitutions **Substitutions**
K 4 R.Succop, P 6 B.Kern, WR 13 T.Taylor, WR 14 E.Weems, QB 16 M.Cassel, QB 3 T.Savage, K 7 K.Fairbairn, P 9 S.Lechler, WR 14 C.Thompson, RB 22 J.Todman, S 23 K.Drummond, RB 27 D.Foreman, RB 28 A.Blue, CB 31 WR 18 R.Matthews, RB 22 D.Henry, CB 23 B.McCain, RB 32 D.Fluellen, CB 33 T.Decoud, DB 33 J.Banks, RB 34 T.Ervin, S 35 E.Pleasant, S 43 C.Moore, FB 45 T.Smith, DB 35 C.Riley, CB 36 L.Sims, S 41 B.Trawick, FB 45 J.Fowler, LS 48 J.Prosch, LS 46 J.Weeks, ILB 51 D.Cole, ILB 52 B.Peters, OLB 57 B.Scarlett, G 61 K.Fuller, T 70 J.Davenport, TE 89 S.Anderson, DE 91 C.Watkins, NT 92 B.Brinkley, LB 50 N.Palmer, LB 53 D.Bates, LB 55 J.Brown, C/G 62 B.Dunn, DE 95 C.Covington
B.Schwenke, TE 89 P.Supernaw, OLB 93 E.Walden, DL 94 A.Johnson, DL 97 K.Klug

Did Not Play **Did Not Play**
WR 15 D.Jennings
Not Active **Not Active**
CB 24 K.Reed, S 37 J.Cyprien, OLB 44 J.Carraway, G/C 61 C.Levin, WR 84 WR 13 B.Miller, CB 20 M.Burley, CB 30 K.Johnson, T 63 K.Lamm, C 65 C.Davis, OLB 92 K.Dodd, DE 95 D.King G.Mancz, T 75 J.Reid, OLB 94 U.Kamalu

| Field Goals (made () & missed) | | | | | | | |
|---------------------------------|------------------|-------------|----|---|----------------|----|-------|
| | | K.Fairbairn | | | (50) (40) (33) | | |
| | | 1 | 2 | 3 | 4 | OT | Total |
| VISITOR: | Tennessee Titans | 0 | 14 | 0 | 0 | 0 | 14 |
| HOME: | Houston Texans | 14 | 16 | 7 | 20 | 0 | 57 |

| Scoring Plays | | | | | | |
|-------------------------|-----|-------|---|---------|------------|--|
| Team | Qtr | Time | Play Description (Extra Point) (Drive Info) | Visitor | Home | |
| Texans | 1 | 12:13 | L.Miller 2 yd. run (K.Fairbairn kick) (4-43, 1:48) | 0 | 7 | |
| Texans | 1 | 5:09 | D.Hopkins 8 yd. pass from D.Watson (K.Fairbairn kick) (11-76, 5:07) | 0 | 14 | |
| Texans | 2 | 14:54 | W.Fuller V 16 yd. pass from D.Watson (K.Fairbairn kick) (9-76, 3:47) | 0 | 21 | |
| Titans | 2 | 11:44 | M.Mariota 34 yd. run (R.Succop kick) (5-75, 3:10) | 7 | 21 | |
| Texans | 2 | 6:01 | K.Fairbairn 50 yd. Field Goal (12-43, 5:43) | 7 | 24 | |
| Titans | 2 | 1:50 | M.Mariota 2 yd. run (R.Succop kick) (7-75, 4:11) | 14 | 24 | |
| Texans | 2 | 1:19 | D.Watson 1 yd. run (kick failed, wl) (2-58, 0:31) | 14 | 30 | |
| Texans | 3 | 6:51 | W.Fuller V 10 yd. pass from D.Watson (K.Fairbairn kick) (14-75, 8:09) | 14 | 37 | |
| Texans | 4 | 11:19 | L.Miller 8 yd. pass from D.Watson (K.Fairbairn kick) (9-73, 5:27) | 14 | 44 | |
| Texans | 4 | | K.Fairbairn 40 yd. Field Goal (5-20, 2:16) | 14 | 47 | |
| Texans | 4 | | D.Cole 25 yd. interception return (K.Fairbairn kick) | 14 | 54 | |
| Texans | 4 | 3:34 | K.Fairbairn 33 yd. Field Goal (4-0, 2:16) | 14 | 57 | |
| Paid Attendance: 71,804 | | | | | Time: 2:56 | |

Final Team Statistics

| | Visitor Titans | Home Texans |
|---|-------------------|----------------|
| TOTAL FIRST DOWNS | 9 | 33 |
| By Rushing | 3 | 10 |
| By Passing | 6 | 19 |
| By Penalty | 0 | 4 |
| THIRD DOWN EFFICIENCY | 2-8-25% | 6-12-50% |
| FOURTH DOWN EFFICIENCY | 0-0-0% | 1-1-100% |
| TOTAL NET YARDS | 195 | 445 |
| Total Offensive Plays (inc. times thrown passing) | 41 | 78 |
| Average gain per offensive play | 4.8 | 5.7 |
| NET YARDS RUSHING | 86 | 173 |
| Total Rushing Plays | 19 | 42 |
| Average gain per rushing play | 4.5 | 4.1 |
| Tackles for a loss-number and yards | 1-1 | 3-3 |
| NET YARDS PASSING | 109 | 272 |
| Times thrown - yards lost attempting to pass | 2-8 | 2-11 |
| Gross yards passing | 117 | 283 |
| PASS ATTEMPTS-COMPLETIONS-HAD INTERCEPTED | 20-10-4 | 34-25-1 |
| Avg gain per pass play (inc.# thrown passing) | 5.0 | 7.6 |
| KICKOFFS Number-In End Zone-Touchbacks | 3-3-2 | 11-10-8 |
| PUNTS Number and Average | 5-49.2 | 2-61.0 |
| Had Blocked | 0 | 0 |
| FGs - PATs Had Blocked | 0-0 | 0-0 |
| Net Punting Average | 48.4 | 59.5 |
| TOTAL RETURN YARDAGE (Not Including Kickoffs) | 10 | 49 |
| No. and Yards Punt Returns | 1-3 | 2-4 |
| No. and Yards Kickoff Returns | 3-71 | 1-42 |
| No. and Yards Interception Returns | 1-7 | 4-45 |
| PENALTIES Number and Yards | 6-88 | 3-20 |
| FUMBLES Number and Lost | 1-1 | 0-0 |
| TOUCHDOWNS | 2 | 7 |
| Rushing | 2 | 2 |
| Passing | 0 | 4 |
| Interceptions | 0 | 1 |
| EXTRA POINTS Made-Attempts | 2-2 | 6-7 |
| Kicking Made-Attempts | 2-2 | 6-7 |
| FIELD GOALS Made-Attempts | 0-0 | 3-3 |
| RED ZONE EFFICIENCY | 1-1-100% | 6-9-67% |
| GOAL TO GO EFFICIENCY | 1-1-100% | 5-5-100% |
| SAFETIES | 0 | 0 |
| FINAL SCORE | 14 | 57 |
| TIME OF POSSESSION | 20:19 | 39:41 |

Tennessee Titans vs Houston Texans

10/1/2017 at NRG

Final Individual Statistics

Tennessee Titans

| RUSHING | ATT | YDS | AVG | LG | TD |
|------------|-----|-----|-----|-----------|----|
| M.Mariota | 4 | 39 | 9.8 | 34 | 2 |
| D.Murray | 7 | 31 | 4.4 | 9 | 0 |
| D.Henry | 6 | 7 | 1.2 | 3 | 0 |
| T.Taylor | 1 | 6 | 6.0 | 6 | 0 |
| D.Fluellen | 1 | 3 | 3.0 | 3 | 0 |
| Total | 19 | 86 | 4.5 | 34 | 2 |

| PASSING | ATT | CMP | YDS | SK/YD | TD | LG | IN | RT |
|-----------|-----|-----|-----|-------|----|----|----|------|
| M.Mariota | 10 | 6 | 96 | 0/0 | 0 | 28 | 2 | 52.5 |
| M.Cassel | 10 | 4 | 21 | 2/8 | 0 | 10 | 2 | 8.3 |
| Total | 20 | 10 | 117 | 2/8 | 0 | 28 | 4 | 28.5 |

| PASS RECEIVING | TAR | REC | YDS | AVG | LG | TD |
|----------------|-----|-----|-----|------|----|----|
| D.Walker | 7 | 3 | 51 | 17.0 | 21 | 0 |
| R.Matthews | 8 | 3 | 49 | 16.3 | 28 | 0 |
| E.Decker | 2 | 2 | 13 | 6.5 | 7 | 0 |
| D.Murray | 2 | 2 | 4 | 2.0 | 4 | 0 |
| T.Taylor | 1 | 0 | 0 | 0.0 | 0 | 0 |
| Total | 20 | 10 | 117 | 11.7 | 28 | 0 |

| INTERCEPTIONS | NO | YDS | AVG | LG | TD |
|---------------|----|-----|-----|----|----|
| K.Byard | 1 | 7 | 7.0 | 7 | 0 |
| Total | 1 | 7 | 7.0 | 7 | 0 |

| PUNTING | NO | YDS | AVG | NET | TB | IN20 | LG |
|---------|----|-----|------|------|----|------|----|
| B.Kern | 5 | 246 | 49.2 | 48.4 | 0 | 1 | 54 |
| Total | 5 | 246 | 49.2 | 48.4 | 0 | 1 | 54 |

| PUNT RETURNS | NO | YDS | AVG | FC | LG | TD |
|--------------|----|-----|-----|----|----|----|
| A.Jackson | 1 | 3 | 3.0 | 0 | 3 | 0 |
| [DOWNED] | 1 | 0 | 0.0 | 0 | 0 | 0 |
| Total | 1 | 3 | 3.0 | 0 | 3 | 0 |

| KICKOFF RETURNS | NO | YDS | AVG | FC | LG | TD |
|-----------------|----|-----|------|----|----|----|
| A.Jackson | 3 | 71 | 23.7 | 0 | 48 | 0 |
| [TOUCHBACK] | 8 | 0 | 0.0 | 0 | 0 | 0 |
| Total | 3 | 71 | 23.7 | 0 | 48 | 0 |

Houston Texans

| RUSHING | ATT | YDS | AVG | LG | TD |
|-------------|-----|-----|------|----|----|
| L.Miller | 19 | 75 | 3.9 | 9 | 1 |
| D.Foreman | 13 | 45 | 3.5 | 16 | 0 |
| D.Watson | 4 | 24 | 6.0 | 10 | 1 |
| B.Ellington | 1 | 13 | 13.0 | 13 | 0 |
| A.Blue | 4 | 12 | 3.0 | 8 | 0 |
| W.Fuller V | 1 | 4 | 4.0 | 4 | 0 |
| Total | 42 | 173 | 4.1 | 16 | 2 |

| PASSING | ATT | CMP | YDS | SK/YD | TD | LG | IN | RT |
|----------|-----|-----|-----|-------|----|----|----|-------|
| D.Watson | 34 | 25 | 283 | 1/3 | 4 | 35 | 1 | 125.0 |
| T.Savage | 0 | 0 | 0 | 1/8 | 0 | 0 | 0 | 0.0 |
| Total | 34 | 25 | 283 | 2/11 | 4 | 35 | 1 | 125.0 |

| PASS RECEIVING | TAR | REC | YDS | AVG | LG | TD |
|----------------|-----|-----|-----|------|-----------|----|
| D.Hopkins | 12 | 10 | 107 | 10.7 | 21 | 1 |
| L.Miller | 5 | 4 | 56 | 14.0 | 32 | 1 |
| W.Fuller V | 6 | 4 | 35 | 8.8 | 16 | 2 |
| B.Ellington | 4 | 3 | 44 | 14.7 | 35 | 0 |
| S.Anderson | 2 | 2 | 28 | 14.0 | 17 | 0 |
| R.Griffin | 5 | 2 | 13 | 6.5 | 7 | 0 |
| Total | 34 | 25 | 283 | 11.3 | 35 | 4 |

| INTERCEPTIONS | NO | YDS | AVG | LG | TD |
|---------------|----|-----|------|-----------|----|
| A.Hal | 2 | 3 | 1.5 | 3 | 0 |
| D.Cole | 1 | 25 | 25.0 | 25 | 1 |
| M.Gilchrist | 1 | 17 | 17.0 | 17 | 0 |
| Total | 4 | 45 | 11.3 | 25 | 1 |

| PUNTING | NO | YDS | AVG | NET | TB | IN20 | LG |
|-----------|----|-----|------|------|----|------|----|
| S.Lechler | 2 | 122 | 61.0 | 59.5 | 0 | 1 | 61 |
| Total | 2 | 122 | 61.0 | 59.5 | 0 | 1 | 61 |

| PUNT RETURNS | NO | YDS | AVG | FC | LG | TD |
|-----------------|----|-----|-----|----|----|----|
| T.Ervin | 1 | 4 | 4.0 | 0 | 4 | 0 |
| C.Thompson | 1 | 0 | 0.0 | 0 | 0 | 0 |
| W.Fuller V | 0 | 0 | 0.0 | 1 | 0 | 0 |
| [OUT OF BOUNDS] | 2 | 0 | 0.0 | 0 | 0 | 0 |
| Total | 2 | 4 | 2.0 | 1 | 4 | 0 |

| KICKOFF RETURNS | NO | YDS | AVG | FC | LG | TD |
|-----------------|----|-----|------|----|----|----|
| C.Thompson | 1 | 42 | 42.0 | 0 | 42 | 0 |
| [TOUCHBACK] | 2 | 0 | 0.0 | 0 | 0 | 0 |
| Total | 1 | 42 | 42.0 | 0 | 42 | 0 |

Tennessee Titans

| FUMBLES | FUM | LOST | OWN-REC | YDS | TD | FORCED | OPP-REC | YDS | TD | OUT-BDS |
|----------|-----|------|---------|-----|----|--------|---------|-----|----|---------|
| M.Cassel | 1 | 1 | 0 | 0 | 0 | 0 | 0 | 0 | 0 | 0 |
| Total | 1 | 1 | 0 | 0 | 0 | 0 | 0 | 0 | 0 | 0 |

Houston Texans

| FUMBLES | FUM | LOST | OWN-REC | YDS | TD | FORCED | OPP-REC | YDS | TD | OUT-BDS |
|-----------|-----|------|---------|-----|----|--------|---------|-----|----|---------|
| J.Clowney | 0 | 0 | 0 | 0 | 0 | 1 | 0 | 0 | 0 | 0 |
| B.Dunn | 0 | 0 | 0 | 0 | 0 | 0 | 1 | 0 | 0 | 0 |
| Total | 0 | 0 | 0 | 0 | 0 | 1 | 1 | 0 | 0 | 0 |

Play By Play

First Quarter

10/1/2017

TEN wins toss, elects to Receive, and HST elects to defend the South goal.

K.Fairbairn kicks 66 yards from HST 35 to TEN -1. A.Jackson ran ob at TEN 22 for 23 yards (B.Scarlett).

Tennessee Titans at 15:00, (1st play from scrimmage 14:55)

- 1-10-TEN 22 (14:55) M.Mariota pass incomplete short right to D.Walker (J.Watt).
- 2-10-TEN 22 (14:51) (Shotgun) M.Mariota right end to TEN 26 for 4 yards (D.Cole).
- 3-6-TEN 26 (14:10) (Shotgun) M.Mariota pass deep left intended for D.Walker INTERCEPTED by A.Hal at TEN 46. A.Hal to TEN 43 for 3 yards (T.Taylor).

Houston Texans at 14:01

- 1-10-TEN 43 (14:01) (Shotgun) L.Miller right tackle to TEN 40 for 3 yards (A.Williamson, W.Woodyard).
- 2-7-TEN 40 (13:27) (Shotgun) D.Watson pass deep middle to B.Ellington to TEN 5 for 35 yards (L.Ryan). P1
- 1-5-TEN 5 (12:55) L.Miller left guard to TEN 2 for 3 yards (A.Williamson; D.Searcy).
- 2-2-TEN 2 (12:17) (Shotgun) L.Miller left end for 2 yards, TOUCHDOWN. R2
- K.Fairbairn extra point is GOOD, Center-J.Weeks, Holder-S.Lechler.

| |
|--|
| TEN 0 HST 7, 4 plays, 43 yards, 1:48 drive, 2:47 elapsed |
|--|

K.Fairbairn kicks 65 yards from HST 35 to end zone, Touchback.

Tennessee Titans at 12:13

- 1-10-TEN 25 (12:13) D.Murray up the middle to TEN 30 for 5 yards (J.Heath).
- 2-5-TEN 30 (11:39) D.Murray right tackle to TEN 32 for 2 yards (Z.Cunningham, J.Joseph).
- 3-3-TEN 32 (10:56) (Shotgun) D.Murray up the middle to TEN 33 for 1 yard (W.Mercilus, A.Hal).
- 4-2-TEN 33 (10:24) B.Kern punts 47 yards to HST 20, Center-B.Brinkley. T.Ervin to HST 24 for 4 yards (P.Supernaw).

Houston Texans at 10:16

- 1-10-HST 24 (10:16) D.Watson pass short right to S.Anderson to HST 35 for 11 yards (C.Riley). P3
- 1-10-HST 35 (9:42) L.Miller right tackle to HST 37 for 2 yards (W.Woodyard, B.Orakpo).
- 2-8-HST 37 (9:04) D.Watson pass incomplete deep right to R.Griffin.
- 3-8-HST 37 (8:58) (Shotgun) D.Watson pass short right to D.Hopkins to HST 46 for 9 yards (A.Jackson). P4
- 1-10-HST 46 (8:14) (Shotgun) D.Watson pass incomplete short right to R.Griffin [J.Brown].
- 2-10-HST 46 (8:03) (Shotgun) L.Miller right tackle to TEN 49 for 5 yards (D.Morgan).
- 3-5-TEN 49 (7:26) (Shotgun) D.Watson pass short left to R.Griffin to TEN 43 for 6 yards (J.Brown). P5
- 1-10-TEN 43 (6:50) (Shotgun) L.Miller left guard to TEN 41 for 2 yards (J.Brown; K.Byard).
- 2-8-TEN 41 (6:19) D.Watson pass short right to L.Miller pushed ob at TEN 9 for 32 yards (C.Riley). P6
- 1-9-TEN 9 (5:49) L.Miller left tackle to TEN 8 for 1 yard (J.Casey).
- 2-8-TEN 8 (5:14) (Shotgun) D.Watson pass short left to D.Hopkins for 8 yards, TOUCHDOWN. P7
- K.Fairbairn extra point is GOOD, Center-J.Weeks, Holder-S.Lechler.

| |
|--|
| TEN 0 HST 14, 11 plays, 76 yards, 5:07 drive, 9:51 elapsed |
|--|

K.Fairbairn kicks 65 yards from HST 35 to end zone, Touchback.

Tennessee Titans at 5:09

- 1-10-TEN 25 (5:09) M.Mariota pass short left to E.Decker to TEN 31 for 6 yards (K.Jackson).
- 2-4-TEN 31 (4:37) D.Henry left tackle to TEN 30 for -1 yards (B.McKinney).
- 3-5-TEN 30 (3:53) (Shotgun) M.Mariota pass incomplete short right to R.Matthews.
- 4-5-TEN 30 (3:48) B.Kern punts 46 yards to HST 24, Center-B.Brinkley, fair catch by W.Fuller V. (The Punt hang-time was 4.22 secs.)

Houston Texans at 3:41

- 1-10-HST 24 (3:41) (Shotgun) D.Foreman left tackle to HST 29 for 5 yards (K.Byard, D.Searcy).
Timeout #1 by HST at 03:18.
- 2-5-HST 29 (3:18) D.Watson up the middle to HST 38 for 9 yards (W.Woodyard). R8
- 1-10-HST 38 (2:48) D.Foreman up the middle to HST 42 for 4 yards (K.Klug).
- 2-6-HST 42 (2:19) (Shotgun) D.Foreman left guard to HST 45 for 3 yards (B.Orakpo).
- 3-3-HST 45 (1:46) (Shotgun) D.Watson pass short left to W.Fuller V to TEN 49 for 6 yards (L.Sims). P9
- 1-10-TEN 49 (1:09) (Shotgun) D.Foreman left guard to TEN 44 for 5 yards (J.Brown, K.Byard).
- 2-5-TEN 44 (:37) D.Watson pass short right to S.Anderson pushed ob at TEN 27 for 17 yards (K.Byard). P10
- 1-10-TEN 27 (:01) (Shotgun) D.Watson pass short right to D.Hopkins to TEN 16 for 11 yards (J.Casey). P11

| Tennessee Titans vs Houston Texans at NRG | | | | | | | | |
|---|-------|-----------|-------------|---|---|----|--------------|--------|
| END OF QUARTER | Score | Time Poss | First Downs | | | | Efficiencies | |
| | | | R | P | X | T | 3 Down | 4 Down |
| Tennessee Titans | 0 | 4:24 | 0 | 0 | 0 | 0 | 0/3 | 0/0 |
| Houston Texans | 14 | 10:36 | 2 | 9 | 0 | 11 | 3/3 | 0/0 |

Second Quarter

10/1/2017

Play By Play

Houston Texans continued.

| | | |
|--------------------|---|-----|
| <u>1-10-TEN 16</u> | (15:00) D.Watson pass deep right to W.Fuller V for 16 yards, TOUCHDOWN. K.Fairbairn extra point is GOOD, Center-J.Weeks, Holder-S.Lechler. | P12 |
|--------------------|---|-----|

| |
|---|
| TEN 0 HST 21, 9 plays, 76 yards, 3:47 drive, 0:06 elapsed |
|---|

K.Fairbairn kicks 65 yards from HST 35 to end zone, Touchback.

Tennessee Titans at 14:54

| | | |
|--------------------|--|----|
| 1-10-TEN 25 | (14:54) D.Murray up the middle to TEN 33 for 8 yards (B.McKinney, C.Watkins). | |
| 2-2-TEN 33 | (14:15) (Shotgun) M.Mariota pass short right to R.Matthews to TEN 41 for 8 yards (D.Cole). | P1 |
| <u>1-10-TEN 41</u> | (13:35) M.Mariota pass deep right to D.Walker to HST 38 for 21 yards (A.Hal). | P2 |
| <u>1-10-HST 38</u> | (12:58) D.Murray left guard to HST 29 for 9 yards (D.Reader). | |
| 2-1-HST 29 | (12:58) PENALTY on TEN-Q.Spain, False Start, 5 yards, enforced at HST 29 - No Play. | |
| 2-6-HST 34 | (11:51) (Shotgun) M.Mariota left end for 34 yards, TOUCHDOWN. R.Succop extra point is GOOD, Center-B.Brinkley, Holder-B.Kern. | R3 |

| |
|---|
| TEN 7 HST 21, 5 plays, 75 yards, 3:10 drive, 3:16 elapsed |
|---|

R.Succop kicks 65 yards from TEN 35 to end zone, Touchback.

Houston Texans at 11:44

| | | |
|--------------------|---|-----|
| 1-10-HST 25 | (11:44) L.Miller left guard to HST 30 for 5 yards (J.Casey). | |
| 2-5-HST 30 | (11:18) L.Miller right guard to HST 36 for 6 yards (E.Walden). | R13 |
| <u>1-10-HST 36</u> | (10:48) W.Fuller V left end pushed ob at HST 40 for 4 yards (A.Jackson). | |
| 2-6-HST 40 | (10:22) L.Miller left guard to HST 49 for 9 yards (D.Jones). | R14 |
| <u>1-10-HST 49</u> | (9:51) (Shotgun) L.Miller up the middle to TEN 42 for 9 yards (L.Ryan). | |
| 2-1-TEN 42 | (9:13) (Shotgun) L.Miller right guard to TEN 39 for 3 yards (A.Williamson; N.Palmer). | R15 |
| <u>1-10-TEN 39</u> | (8:35) (Shotgun) D.Watson pass incomplete deep middle to W.Fuller V. | |
| 2-10-TEN 39 | (8:30) (Shotgun) D.Watson pass short left to D.Hopkins to TEN 24 for 15 yards (K.Byard; B.McCain). | P16 |
| <u>1-10-TEN 24</u> | (7:55) (Shotgun) L.Miller left guard to TEN 19 for 5 yards (A.Williamson). | |
| 2-5-TEN 19 | (7:21) (Shotgun) D.Foreman right end to TEN 7 for 12 yards (C.Riley). PENALTY on HST-J.Allen, Offensive Holding, 10 yards, enforced at TEN 19 - No Play. | |
| 2-15-TEN 29 | (6:52) (Shotgun) D.Watson pass incomplete short middle to D.Hopkins (K.Byard). | |
| 3-15-TEN 29 | (6:44) (Shotgun) D.Watson sacked at TEN 32 for -3 yards (J.Casey). | |
| 4-18-TEN 32 | (6:06) K.Fairbairn 50 yard field goal is GOOD, Center-J.Weeks, Holder-S.Lechler. | |

| |
|--|
| TEN 7 HST 24, 12 plays, 43 yards, 5:43 drive, 8:59 elapsed |
|--|

K.Fairbairn kicks 65 yards from HST 35 to end zone, Touchback.

Tennessee Titans at 6:01

| | | |
|--------------------|---|----|
| 1-10-TEN 25 | (6:01) M.Mariota pass short left to D.Walker to TEN 45 for 20 yards (M.Gilchrist). | P4 |
| <u>1-10-TEN 45</u> | (5:21) M.Mariota pass short right to R.Matthews to HST 42 for 13 yards (K.Jackson). | P5 |
| <u>1-10-HST 42</u> | (4:37) D.Henry left tackle to HST 39 for 3 yards (K.Jackson; Z.Cunningham). | |
| 2-7-HST 39 | (4:03) (Shotgun) T.Taylor left end to HST 33 for 6 yards (J.Banks). | |
| 3-1-HST 33 | (3:17) D.Henry left tackle to HST 30 for 3 yards (M.Gilchrist). | R6 |
| <u>1-10-HST 30</u> | (2:40) M.Mariota pass deep middle to R.Matthews to HST 2 for 28 yards (J.Joseph). | P7 |

Two-Minute Warning

| | | |
|------------------|---|----|
| <u>1-2-HST 2</u> | (2:00) M.Mariota right end for 2 yards, TOUCHDOWN. R.Succop extra point is GOOD, Center-B.Brinkley, Holder-B.Kern. | R8 |
|------------------|---|----|

| |
|---|
| TEN 14 HST 24, 7 plays, 75 yards, 4:11 drive, 13:10 elapsed |
|---|

R.Succop kicks 65 yards from TEN 35 to HST 0. C.Thompson to HST 42 for 42 yards (B.McCain; L.Sims).

Houston Texans at 1:50, (1st play from scrimmage 1:43)

| | | |
|--------------------|--|-----|
| 1-10-HST 42 | (1:43) (Shotgun) D.Watson pass incomplete short right to D.Hopkins [B.Orakpo]. PENALTY on TEN-A.Jackson, Illegal Use of Hands, 5 yards, enforced at HST 42 - No Play. | X17 |
| <u>1-10-HST 47</u> | (1:36) (Shotgun) D.Watson pass short right to R.Griffin pushed ob at TEN 46 for 7 yards (A.Jackson). | |
| 2-3-TEN 46 | (1:31) D.Watson pass incomplete deep right to W.Fuller V. PENALTY on TEN-A.Jackson, Defensive Pass Interference, 45 yards, enforced at TEN 46 - No Play. | X18 |

1-1-TEN 1

(1:23) (Shotgun) D.Watson right tackle for 1 yard, TOUCHDOWN.

R19

K.Fairbairn extra point is No Good, Wide Left, Center-J.Weeks, Holder-S.Lechler.

TEN 14 HST 30, 2 plays, 58 yards, 2 penalties, 0:31 drive, 13:41 elapsed

K.Fairbairn kicks 65 yards from HST 35 to end zone, Touchback.

Tennessee Titans at 1:19

1-10-TEN 25

(1:19) (Shotgun) M.Mariota pass deep left intended for R.Matthews INTERCEPTED by A.Hal at HST 49. A.Hal to HST 49 for no gain (R.Matthews).

Houston Texans at 1:12

1-10-HST 49

(1:12) (Shotgun) D.Watson scrambles up the middle to TEN 41 for 10 yards (K.Byard).

R20

1-10-TEN 41

(:43) (Shotgun) D.Watson pass short middle to L.Miller to TEN 39 for 2 yards (B.Orakpo).

Timeout #2 by HST at 00:36.

2-8-TEN 39

(:36) (Shotgun) D.Watson pass deep left to D.Hopkins ran ob at TEN 18 for 21 yards.

P21

1-10-TEN 18

(:29) (Shotgun) D.Watson pass incomplete deep right to R.Griffin.

2-10-TEN 18

(:21) (Shotgun) D.Watson pass deep left intended for D.Hopkins INTERCEPTED by K.Byard at TEN 2. K.Byard to TEN 9 for 7 yards (D.Hopkins).

Tennessee Titans at 0:10

1-10-TEN 9

(:10) M.Mariota kneels to TEN 8 for -1 yards.

END OF QUARTER

| | Score | Time | First Downs | | | | Efficiencies | |
|------------------|-------|------|-------------|---|---|----|--------------|--------|
| | | Poss | R | P | X | T | 3 Down | 4 Down |
| Tennessee Titans | 14 | 7:38 | 3 | 5 | 0 | 8 | 1/1 | 0/0 |
| Houston Texans | 30 | 7:22 | 5 | 3 | 2 | 10 | 0/1 | 0/0 |

Tennessee Titans vs Houston Texans
10/1/2017 at NRG

First Half Summary

| PERIOD SCORES | | | TIME OF POSSESSION | | |
|---------------|----|---------|--------------------|-------|--|
| Titans | 0 | 14 = 14 | Titans | 12:02 | |
| Texans | 14 | 16 = 30 | Texans | 17:58 | |

| Scoring Plays | | | | | | | |
|---------------|-----|-------|--|--|--|---------|------|
| Team | Qtr | Time | Play Description (Extra Point) (Drive Info) | | | Visitor | Home |
| Texans | 1 | 12:13 | L.Miller 2 yd. run (K.Fairbairn kick) (4-43, 1:48) | | | 0 | 7 |
| Texans | 1 | 5:09 | D.Hopkins 8 yd. pass from D.Watson (K.Fairbairn kick) (11-76, 5:07) | | | 0 | 14 |
| Texans | 2 | 14:54 | W.Fuller V 16 yd. pass from D.Watson (K.Fairbairn kick) (9-76, 3:47) | | | 0 | 21 |
| Titans | 2 | 11:44 | M.Mariota 34 yd. run (R.Succop kick) (5-75, 3:10) | | | 7 | 21 |
| Texans | 2 | 6:01 | K.Fairbairn 50 yd. Field Goal (12-43, 5:43) | | | 7 | 24 |
| Titans | 2 | 1:50 | M.Mariota 2 yd. run (R.Succop kick) (7-75, 4:11) | | | 14 | 24 |
| Texans | 2 | 1:19 | D.Watson 1 yd. run (kick failed, wl) (2-58, 0:31) | | | 14 | 30 |

| | | | Tennessee Titans | Houston Texans |
|--|--|--|------------------|----------------|
| TOTAL FIRST DOWNS | | | 8 | 21 |
| First Downs Rushing-Passing-by Penalty | | | 3 - 5 - 0 | 7 - 12 - 2 |
| THIRD DOWN EFFICIENCY | | | 1-4-25% | 3-4-75% |
| TOTAL NET YARDS | | | 171 | 289 |
| Total Offensive Plays | | | 23 | 42 |
| NET YARDS RUSHING | | | 75 | 96 |
| NET YARDS PASSING | | | 96 | 193 |
| Gross Yards Passing | | | 96 | 196 |
| Times thrown-yards lost attempting to pass | | | 0-0 | 1-3 |
| Pass Attempts-Completions-Had Intercepted | | | 10 - 6 - 2 | 20 - 14 - 1 |
| Punts-Number and Average | | | 2 - 46.5 | 0 - 0 |
| Penalties-Number and Yards | | | 3 - 55 | 1 - 10 |
| Fumbles-Number and Lost | | | 0 - 0 | 0 - 0 |
| Red Zone Efficiency | | | 1-1-100% | 4-6-67% |
| Average Drive Start | | | TEN 22 | HST 37 |

| Tennessee Titans | | | | | | | | | | Houston Texans | | | | | | | | | | | | | | | | |
|------------------|--|--|--|--|-----|-----|-----|-------|----|----------------|----------------|------|----------|--|-----|-----|-----|-----|------|-----|-------|----|----|----|-------|--|
| RUSHING | | | | | ATT | YDS | AVG | LG | TD | RUSHING | | | | | ATT | YDS | AVG | LG | TD | | | | | | | |
| M.Mariota | | | | | 4 | 39 | 9.8 | 34 | 2 | L.Miller | | | | | 13 | 55 | 4.2 | 9 | 1 | | | | | | | |
| D.Murray | | | | | 5 | 25 | 5.0 | 9 | 0 | D.Watson | | | | | 3 | 20 | 6.7 | 10 | 1 | | | | | | | |
| T.Taylor | | | | | 1 | 6 | 6.0 | 6 | 0 | D.Foreman | | | | | 4 | 17 | 4.3 | 5 | 0 | | | | | | | |
| D.Henry | | | | | 3 | 5 | 1.7 | 3 | 0 | W.Fuller V | | | | | 1 | 4 | 4.0 | 4 | 0 | | | | | | | |
| Total | | | | | 13 | 75 | 5.8 | 34 | 2 | Total | | | | | 21 | 96 | 4.6 | 10 | 2 | | | | | | | |
| PASSING | | | | | ATT | CMP | YDS | SK/YD | TD | LG | IN | RT | PASSING | | | | | ATT | CMP | YDS | SK/YD | TD | LG | IN | RT | |
| M.Mariota | | | | | 10 | 6 | 96 | 0/0 | 0 | 28 | 2 | 52.5 | D.Watson | | | | | 20 | 14 | 196 | 1/3 | 2 | 35 | 1 | 113.8 | |
| Total | | | | | 10 | 6 | 96 | 0/0 | 0 | 28 | 2 | 52.5 | Total | | | | | 20 | 14 | 196 | 1/3 | 2 | 35 | 1 | 113.8 | |
| PASS RECEIVING | | | | | TAR | REC | YDS | AVG | LG | TD | PASS RECEIVING | | | | | TAR | REC | YDS | AVG | LG | TD | | | | | |
| R.Matthews | | | | | 5 | 3 | 49 | 16.3 | 28 | 0 | D.Hopkins | | | | | 7 | 5 | 64 | 12.8 | 21 | 1 | | | | | |
| D.Walker | | | | | 4 | 2 | 41 | 20.5 | 21 | 0 | L.Miller | | | | | 2 | 2 | 34 | 17.0 | 32 | 0 | | | | | |
| E.Decker | | | | | 1 | 1 | 6 | 6.0 | 6 | 0 | S.Anderson | | | | | 2 | 2 | 28 | 14.0 | 17 | 0 | | | | | |
| | | | | | | | | | | | W.Fuller V | | | | | 3 | 2 | 22 | 11.0 | 16 | 1 | | | | | |
| | | | | | | | | | | | R.Griffin | | | | | 5 | 2 | 13 | 6.5 | 7 | 0 | | | | | |
| | | | | | | | | | | | B.Ellington | | | | | 1 | 1 | 35 | 35.0 | 35 | 0 | | | | | |
| Total | | | | | 10 | 6 | 96 | 16.0 | 28 | 0 | Total | | | | | 20 | 14 | 196 | 14.0 | 35 | 2 | | | | | |

| Tennessee Titans | Regular Defensive Plays | | | | | | | | | | | | Special Teams | | | | | Misc | | | |
|------------------|-------------------------|-----|------|----|-------|-----|---|----|----|----|----|-----|---------------|----|----|----|-----|------|----|----|--|
| | TKL | AST | COMB | SK | / YDS | TFL | Q | IN | PD | FF | FR | TKL | AST | FF | FR | BL | TKL | AST | FF | FR | |
| K.Byard | 3 | 3 | 6 | 0 | 0 | 0 | 0 | 1 | 2 | 0 | 0 | 0 | 0 | 0 | 0 | 0 | 0 | 0 | 0 | 0 | |
| J.Casey | 4 | 0 | 4 | 1 | 3 | 1 | 1 | 0 | 0 | 0 | 0 | 0 | 0 | 0 | 0 | 0 | 0 | 0 | 0 | 0 | |
| A.Williamson | 2 | 2 | 4 | 0 | 0 | 0 | 0 | 0 | 0 | 0 | 0 | 0 | 0 | 0 | 0 | 0 | 0 | 0 | 0 | 0 | |
| A.Jackson | 3 | 0 | 3 | 0 | 0 | 0 | 0 | 0 | 0 | 0 | 0 | 0 | 0 | 0 | 0 | 0 | 0 | 0 | 0 | 0 | |
| Total | 12 | 5 | 17 | 1 | 3 | 1 | 1 | 1 | 2 | 0 | 0 | 0 | 0 | 0 | 0 | 0 | 0 | 0 | 0 | 0 | |

10/1/2017 at NRG

[illegible]

Third Quarter

10/1/2017

Play By Play

HST elects to Receive, and TEN elects to defend the South goal.
R.Succop kicks 65 yards from TEN 35 to end zone, Touchback.
Houston Texans at 15:00

| | | |
|-------------|--|-----|
| 1-10-HST 25 | (15:00) L.Miller right guard to HST 34 for 9 yards (J.Casey). | |
| 2-1-HST 34 | (14:27) L.Miller left guard to HST 36 for 2 yards (W.Woodyard). | R22 |
| 1-10-HST 36 | (13:45) (Shotgun) D.Watson pass incomplete deep left to B.Ellington. | |
| 2-10-HST 36 | (13:39) (Shotgun) D.Watson pass short left to D.Hopkins to TEN 49 for 15 yards (B.Orakpo). | P23 |
| 1-10-TEN 49 | (12:59) (Shotgun) D.Watson pass short right to B.Ellington to TEN 45 for 4 yards (L.Ryan). | |
| 2-6-TEN 45 | (12:27) L.Miller right tackle to TEN 42 for 3 yards (A.Johnson). | |
| 3-3-TEN 42 | (11:49) (Shotgun) D.Watson pass short right to D.Hopkins to TEN 36 for 6 yards (A.Jackson). | P24 |
| 1-10-TEN 36 | (11:11) L.Miller left tackle to TEN 37 for -1 yards (W.Woodyard, N.Palmer). | |
| 2-11-TEN 37 | (10:34) (Shotgun) D.Watson pass short left to D.Hopkins ran ob at TEN 32 for 5 yards. | |
| 3-6-TEN 32 | (10:05) (Shotgun) D.Watson pass short middle to B.Ellington to TEN 27 for 5 yards (L.Sims). | |
| 4-1-TEN 27 | (9:25) (Shotgun) D.Watson pass short left to D.Hopkins to TEN 23 for 4 yards (L.Sims). | P25 |
| 1-10-TEN 23 | (8:45) (Shotgun) D.Watson pass incomplete deep left to D.Hopkins [D.Morgan]. | |
| | PENALTY on TEN-L.Sims, Defensive Pass Interference, 13 yards, enforced at TEN 23 - No Play. | X26 |
| 1-10-TEN 10 | (8:39) (Shotgun) PENALTY on HST-R.Griffin, False Start, 5 yards, enforced at TEN 10 - No Play. Penalty on HST-C.Clark, False Start, declined. | |
| 1-15-TEN 15 | (8:39) D.Watson up the middle to TEN 11 for 4 yards (N.Palmer; W.Woodyard). | |
| 2-11-TEN 11 | (8:03) (Shotgun) L.Miller right tackle to TEN 5 for 6 yards (L.Ryan; K.Byard). | |
| 3-5-TEN 5 | (7:24) (Shotgun) PENALTY on HST-R.Griffin, False Start, 5 yards, enforced at TEN 5 - No Play. | |
| 3-10-TEN 10 | (6:58) (Shotgun) D.Watson pass short left to W.Fuller V for 10 yards, TOUCHDOWN. | P27 |
| | K.Fairbairn extra point is GOOD, Center-J.Weeks, Holder-S.Lechler. | |

TEN 14 HST 37, 14 plays, 75 yards, 1 penalty, 8:09 drive, 8:09 elapsed

K.Fairbairn kicks 65 yards from HST 35 to end zone, Touchback.

Tennessee Titans at 6:51

| | |
|-------------|---|
| 1-10-TEN 25 | (6:51) M.Cassel pass short left to D.Murray to TEN 29 for 4 yards (Z.Cunningham). |
| 2-6-TEN 29 | (6:11) D.Murray left tackle to TEN 32 for 3 yards (B.McKinney). |
| 3-3-TEN 32 | (5:25) (Shotgun) M.Cassel pass incomplete short right to R.Matthews. |
| 4-3-TEN 32 | (5:21) B.Kern punts 54 yards to HST 14, Center-B.Brinkley, out of bounds. (The Punt hang-time was 4.50 secs.) |

Houston Texans at 5:12

| | |
|-------------|--|
| 1-10-HST 14 | (5:12) D.Foreman left guard to HST 19 for 5 yards (B.Orakpo). |
| 2-5-HST 19 | (4:37) D.Foreman right tackle to HST 18 for -1 yards (A.Johnson). |
| 3-6-HST 18 | (3:53) (Shotgun) D.Watson pass short left to W.Fuller V to HST 21 for 3 yards (L.Ryan). |
| | Penalty on HST-W.Fuller V, Illegal Shift, declined. |
| 4-3-HST 21 | (3:43) S.Lechler punts 61 yards to TEN 18, Center-J.Weeks. A.Jackson to TEN 21 for 3 yards (J.Todman). |

Tennessee Titans at 3:27

| | |
|-------------|---|
| 1-10-TEN 21 | (3:27) (Shotgun) M.Cassel pass short right to D.Murray to TEN 21 for no gain (D.Cole; A.Hal) [J.Watt]. |
| 2-10-TEN 21 | (2:44) (Shotgun) D.Murray right tackle to TEN 24 for 3 yards (C.Covington; A.Hal). |
| 3-7-TEN 24 | (1:59) (Shotgun) M.Cassel pass incomplete short left to D.Walker. |
| 4-7-TEN 24 | (1:54) B.Kern punts 49 yards to HST 27, Center-B.Brinkley, out of bounds. (The Punt hang-time was 4.34 secs.) |

Houston Texans at 1:46

| | | |
|-------------|---|-----|
| 1-10-HST 27 | (1:46) (Shotgun) D.Watson pass short left to D.Hopkins to HST 40 for 13 yards (L.Sims). | P28 |
| 1-10-HST 40 | (1:05) D.Foreman up the middle to HST 41 for 1 yard (J.Casey; A.Williamson). | |
| 2-9-HST 41 | (:21) D.Foreman left end to HST 44 for 3 yards (L.Ryan). | |
| | PENALTY on TEN-J.Casey, Defensive Offside, 5 yards, enforced at HST 41 - No Play. | |

END OF QUARTER

| | Score | Time Poss | First Downs | | | | Efficiencies | |
|------------------|-------|-----------|-------------|---|---|---|--------------|--------|
| | | | R | P | X | T | 3 Down | 4 Down |
| Tennessee Titans | 14 | 3:20 | 0 | 0 | 0 | 0 | 0/2 | 0/0 |
| Houston Texans | 37 | 11:40 | 1 | 5 | 1 | 7 | 2/4 | 1/1 |

| | |
|--------------------|--|
| 2-4-HST 46 | (15:00) (Shotgun) D.Watson pass incomplete deep right to W.Fuller V (A.Jackson). |
| 3-4-HST 46 | (14:54) (Shotgun) D.Watson pass short right to L.Miller pushed ob at TEN 40 for 14 yards (K.Byard). |
| <u>1-10-TEN 40</u> | (14:16) D.Foreman right guard to TEN 37 for 3 yards (A.Jackson). |
| 2-7-TEN 37 | (13:34) D.Foreman right tackle to TEN 37 for no gain (S.Williams). |
| 3-7-TEN 37 | (12:48) (Shotgun) D.Watson pass incomplete short middle to L.Miller [E.Walden]. PENALTY on TEN-E.Walden, Roughing the Passer, 15 yards, enforced at TEN 37 - No Play. Penalty on TEN-J.Brown, Defensive Pass Interference, declined. |
| <u>1-10-TEN 22</u> | (12:43) (Shotgun) B.Ellington right end to TEN 9 for 13 yards (K.Byard; E.Walden). |
| <u>1-9-TEN 9</u> | (12:04) (Shotgun) L.Miller left guard to TEN 8 for 1 yard (J.Casey; W.Woodyard). |
| 2-8-TEN 8 | (11:25) (Shotgun) D.Watson pass short right to L.Miller for 8 yards, TOUCHDOWN. K.Fairbairn extra point is GOOD, Center-J.Weeks, Holder-S.Lechler. |

P32

TEN 14 HST 44, 9 plays, 73 yards, 2 penalties, 5:27 drive, 3:41 elapsed

| | |
|-------------|--|
| 1-10-TEN 42 | (11:11) (Shotgun) M.Cassel pass incomplete deep right to T.Taylor (J.Joseph). |
| 2-10-TEN 42 | (11:04) (Shotgun) M.Cassel pass deep left intended for R.Matthews INTERCEPTED by M.Gilchrist at HST 41. M.Gilchrist to TEN 42 for 17 yards (D.Walker). |

1-10-TEN 42 (10:55) D.Foreman left tackle pushed ob at TEN 26 for 16 yards (C.Riley).
1-10-TEN 26 (10:17) D.Foreman right guard to TEN 24 for 2 yards (K.Klug).
 2-8-TEN 24 (9:38) D.Foreman right end to TEN 22 for 2 yards (E.Walden).
 3-6-TEN 22 (8:52) (Shotgun) D.Watson pass incomplete short right to L.Miller.
 4-6-TEN 22 (8:44) K.Fairbairn 40 yard field goal is GOOD, Center-J.Weeks, Holder-

TEN 14 HST 47, 5 plays, 20 yards, 2:16 drive, 6:21 elapsed

1-10-TEN 25 (8:39) (Shotgun) M.Cassel pass short middle intended for D.Walker INTERCEPTED by D.Cole at TEN 25. D.Cole for 25 yards, TOUCHDOWN.

K.Fairbairn extra point is GOOD, Center-J.Weeks, Holder-S.Lechler.

TEN 14 HST 54, 0 plays, 25 yards, 0:00 drive , 6:29 elapsed

| | |
|--------------------|---|
| 1-10-TEN 3 | (8:19) D.Henry left guard to TEN 5 for 2 yards (B.Dunn; C.Moore). |
| 2-8-TEN 5 | (7:40) (Shotgun) D.Henry left end to TEN 5 for no gain (J.Clowney). |
| 3-8-TEN 5 | (6:57) (Shotgun) M.Cassel pass short left to D.Walker to TEN 15 for 10 yards (J.Banks). |
| <u>1-10-TEN 15</u> | (6:30) (Shotgun) M.Cassel pass short left to E.Decker to TEN 22 for 7 yards (J.Banks). |
| 2-3-TEN 22 | (6:03) (Shotgun) M.Cassel sacked at TEN 15 for -7 yards (J.Clowney). FUMBLES (J.Clowney) [J.Clowney], RECOVERED by HST-B.Dunn at TEN 15. B.Dunn to TEN 15 for no gain (M.Cassel). |

| | |
|-------------|--|
| 1-10-TEN 15 | (5:50) D.Foreman left guard to TEN 15 for no gain (L.Ryan). |
| 2-10-TEN 15 | (5:08) T.Savage sacked at TEN 23 for -8 yards (D.Morgan). |
| 3-18-TEN 23 | (4:26) (Shotgun) A.Blue left guard to TEN 15 for 8 yards (J.Brown; W. Woodyard). |
| 4-10-TEN 15 | (3:39) K.Fairbairn 33 yard field goal is GOOD. Center-J.Weeks, Holder-S.Lechler. |

TEN 14 HST 57. 4 plays, 0 yards, 2:16 drive, 11:26 elapsed

| | |
|-------------|--|
| 1-10-TEN 25 | (3:34) (Shotgun) D.Henry left guard to TEN 25 for no gain (C.Covington, D.Cole). |
| 2-10-TEN 25 | (3:08) (Shotgun) M.Cassel sacked at TEN 24 for -1 yards (D.Cole). |
| 3-11-TEN 24 | (2:24) (Shotgun) M.Cassel pass incomplete short right to R.Matthews. |
| 4-11-TEN 24 | (2:18) B.Kern punts 50 yards to HST 26, Center-B.Brinkley. C.Thompson to HST 26 for no gain (B.Trawick). |

Tennessee Titans vs Houston Texans at NRG

Houston Texans at 2:06

1-10-HST 26 (2:06) A.Blue up the middle to HST 31 for 5 yards (C.Riley).

Two-Minute Warning

2-5-HST 31 (2:00) A.Blue right guard to HST 31 for no gain (W.Woodyard; A.Johnson).

3-5-HST 31 (1:14) A.Blue right end to HST 30 for -1 yards (S.Williams).

4-6-HST 30 (:28) S.Lechler punts 61 yards to TEN 9, Center-J.Weeks, downed by HST-C.Thompson.

Tennessee Titans at 0:16

1-10-TEN 9 (:16) (Shotgun) D.Fluellen right tackle to TEN 12 for 3 yards (B.Scarlett, B.Dunn).

END OF QUARTER

| | Score | Time Poss | First Downs | | | | Efficiencies | |
|------------------|-------|--------------|-------------|---|---|---|--------------|--------|
| | | | R | P | X | T | 3 Down | 4 Down |
| Tennessee Titans | 14 | 4:57 | 0 | 1 | 0 | 1 | 1/2 | 0/0 |
| Houston Texans | 57 | 10:03 | 2 | 2 | 1 | 5 | 1/4 | 0/0 |

Final Defensive Statistics

Tennessee Titans

Regular Defensive Plays

Special Teams

Misc

| | TKL | AST | COMB | SK | / YDS | TFL | Q | IN | PD | FF | FR | TKL | AST | FF | FR | BL | TKL | AST | FF | FR |
|--------------|-----------|-----------|-----------|----------|-----------|----------|----------|----------|----------|----------|----------|----------|----------|----------|----------|----------|----------|----------|----------|----------|
| K.Byard | 4 | 5 | 9 | 0 | 0 | 0 | 0 | 1 | 2 | 0 | 0 | 0 | 0 | 0 | 0 | 0 | 0 | 0 | 0 | 0 |
| W.Woodyard | 4 | 5 | 9 | 0 | 0 | 1 | 0 | 0 | 0 | 0 | 0 | 0 | 0 | 0 | 0 | 0 | 0 | 0 | 0 | 0 |
| J.Casey | 5 | 2 | 7 | 1 | 3 | 1 | 1 | 0 | 0 | 0 | 0 | 0 | 0 | 0 | 0 | 0 | 0 | 0 | 0 | 0 |
| L.Ryan | 5 | 1 | 6 | 0 | 0 | 0 | 0 | 0 | 0 | 0 | 0 | 0 | 0 | 0 | 0 | 0 | 0 | 0 | 0 | 0 |
| A.Jackson | 5 | 0 | 5 | 0 | 0 | 0 | 0 | 0 | 1 | 0 | 0 | 0 | 0 | 0 | 0 | 0 | 0 | 0 | 0 | 0 |
| B.Orakpo | 4 | 1 | 5 | 0 | 0 | 0 | 0 | 0 | 0 | 0 | 0 | 0 | 0 | 0 | 0 | 0 | 0 | 0 | 0 | 0 |
| A.Williamson | 2 | 3 | 5 | 0 | 0 | 0 | 0 | 0 | 0 | 0 | 0 | 0 | 0 | 0 | 0 | 0 | 0 | 0 | 0 | 0 |
| L.Sims | 4 | 0 | 4 | 0 | 0 | 0 | 0 | 0 | 0 | 0 | 0 | 0 | 1 | 0 | 0 | 0 | 0 | 0 | 0 | 0 |
| C.Riley | 4 | 0 | 4 | 0 | 0 | 0 | 0 | 0 | 0 | 0 | 0 | 0 | 0 | 0 | 0 | 0 | 0 | 0 | 0 | 0 |
| J.Brown | 2 | 2 | 4 | 0 | 0 | 0 | 1 | 0 | 0 | 0 | 0 | 0 | 0 | 0 | 0 | 0 | 0 | 0 | 0 | 0 |
| E.Walden | 2 | 1 | 3 | 0 | 0 | 0 | 0 | 0 | 0 | 0 | 0 | 0 | 0 | 0 | 0 | 0 | 0 | 0 | 0 | 0 |
| A.Johnson | 2 | 1 | 3 | 0 | 0 | 1 | 0 | 0 | 0 | 0 | 0 | 0 | 0 | 0 | 0 | 0 | 0 | 0 | 0 | 0 |
| N.Palmer | 0 | 3 | 3 | 0 | 0 | 0 | 0 | 0 | 0 | 0 | 0 | 0 | 0 | 0 | 0 | 0 | 0 | 0 | 0 | 0 |
| D.Morgan | 2 | 0 | 2 | 1 | 8 | 1 | 1 | 0 | 0 | 0 | 0 | 0 | 0 | 0 | 0 | 0 | 0 | 0 | 0 | 0 |
| K.Klug | 2 | 0 | 2 | 0 | 0 | 0 | 0 | 0 | 0 | 0 | 0 | 0 | 0 | 0 | 0 | 0 | 0 | 0 | 0 | 0 |
| S.Williams | 2 | 0 | 2 | 0 | 0 | 1 | 0 | 0 | 0 | 0 | 0 | 0 | 0 | 0 | 0 | 0 | 0 | 0 | 0 | 0 |
| D.Searcy | 0 | 2 | 2 | 0 | 0 | 0 | 0 | 0 | 0 | 0 | 0 | 0 | 0 | 0 | 0 | 0 | 0 | 0 | 0 | 0 |
| D.Jones | 1 | 0 | 1 | 0 | 0 | 0 | 0 | 0 | 0 | 0 | 0 | 0 | 0 | 0 | 0 | 0 | 0 | 0 | 0 | 0 |
| B.McCain | 0 | 1 | 1 | 0 | 0 | 0 | 0 | 0 | 0 | 0 | 0 | 0 | 1 | 0 | 0 | 0 | 0 | 0 | 0 | 0 |
| P.Supernaw | 0 | 0 | 0 | 0 | 0 | 0 | 0 | 0 | 0 | 0 | 0 | 1 | 0 | 0 | 0 | 0 | 0 | 0 | 0 | 0 |
| B.Trawick | 0 | 0 | 0 | 0 | 0 | 0 | 0 | 0 | 0 | 0 | 0 | 1 | 0 | 0 | 0 | 0 | 0 | 0 | 0 | 0 |
| T.Taylor | 0 | 0 | 0 | 0 | 0 | 0 | 0 | 0 | 0 | 0 | 0 | 0 | 0 | 0 | 0 | 0 | 1 | 0 | 0 | 0 |
| R.Matthews | 0 | 0 | 0 | 0 | 0 | 0 | 0 | 0 | 0 | 0 | 0 | 0 | 0 | 0 | 0 | 0 | 1 | 0 | 0 | 0 |
| D.Walker | 0 | 0 | 0 | 0 | 0 | 0 | 0 | 0 | 0 | 0 | 0 | 0 | 0 | 0 | 0 | 0 | 1 | 0 | 0 | 0 |
| M.Cassel | 0 | 0 | 0 | 0 | 0 | 0 | 0 | 0 | 0 | 0 | 0 | 0 | 0 | 0 | 0 | 0 | 1 | 0 | 0 | 0 |
| Total | 50 | 27 | 77 | 2 | 11 | 5 | 3 | 1 | 3 | 0 | 0 | 2 | 2 | 0 | 0 | 0 | 4 | 0 | 0 | 0 |

TKL = Tackle AST = Assist COMB = Combined QH=QB Hit IN = Interception PD = Pass Defense FF = Forced Fumble FR = Fumble Recovery

Final Defensive Statistics

Houston Texans

Regular Defensive Plays

Special Teams

Misc

| | TKL | AST | COMB | SK | / YDS | TFL | QH | IN | PD | FF | FR | TKL | AST | FF | FR | BL | TKL | AST | FF | FR |
|--------------|-----------|-----------|-----------|----------|----------|----------|----------|----------|----------|----------|----------|----------|----------|----------|----------|----------|----------|----------|----------|----------|
| D.Cole | 3 | 2 | 5 | 1 | 1 | 1 | 1 | 1 | 1 | 0 | 0 | 0 | 0 | 0 | 0 | 0 | 0 | 0 | 0 | 0 |
| A.Hal | 1 | 3 | 4 | 0 | 0 | 0 | 0 | 2 | 2 | 0 | 0 | 0 | 0 | 0 | 0 | 0 | 0 | 0 | 0 | 0 |
| B.McKinney | 3 | 0 | 3 | 0 | 0 | 1 | 0 | 0 | 0 | 0 | 0 | 0 | 0 | 0 | 0 | 0 | 0 | 0 | 0 | 0 |
| J.Banks | 3 | 0 | 3 | 0 | 0 | 0 | 0 | 0 | 0 | 0 | 0 | 0 | 0 | 0 | 0 | 0 | 0 | 0 | 0 | 0 |
| Z.Cunningham | 2 | 1 | 3 | 0 | 0 | 0 | 0 | 0 | 0 | 0 | 0 | 0 | 0 | 0 | 0 | 0 | 0 | 0 | 0 | 0 |
| K.Jackson | 2 | 1 | 3 | 0 | 0 | 0 | 0 | 0 | 0 | 0 | 0 | 0 | 0 | 0 | 0 | 0 | 0 | 0 | 0 | 0 |
| J.Clowney | 2 | 0 | 2 | 1 | 7 | 0 | 1 | 0 | 0 | 1 | 0 | 0 | 0 | 0 | 0 | 0 | 0 | 0 | 0 | 0 |
| M.Gilchrist | 2 | 0 | 2 | 0 | 0 | 0 | 0 | 1 | 1 | 0 | 0 | 0 | 0 | 0 | 0 | 0 | 0 | 0 | 0 | 0 |
| J.Joseph | 1 | 1 | 2 | 0 | 0 | 0 | 0 | 0 | 1 | 0 | 0 | 0 | 0 | 0 | 0 | 0 | 0 | 0 | 0 | 0 |
| C.Covington | 1 | 1 | 2 | 0 | 0 | 0 | 0 | 0 | 0 | 0 | 0 | 0 | 0 | 0 | 0 | 0 | 0 | 0 | 0 | 0 |
| B.Dunn | 0 | 2 | 2 | 0 | 0 | 0 | 0 | 0 | 0 | 0 | 1 | 0 | 0 | 0 | 0 | 0 | 0 | 0 | 0 | 0 |
| B.Scarlett | 1 | 0 | 1 | 0 | 0 | 0 | 0 | 0 | 0 | 0 | 0 | 1 | 0 | 0 | 0 | 0 | 0 | 0 | 0 | 0 |
| J.Heath | 1 | 0 | 1 | 0 | 0 | 0 | 0 | 0 | 0 | 0 | 0 | 0 | 0 | 0 | 0 | 0 | 0 | 0 | 0 | 0 |
| W.Mercilus | 1 | 0 | 1 | 0 | 0 | 0 | 0 | 0 | 0 | 0 | 0 | 0 | 0 | 0 | 0 | 0 | 0 | 0 | 0 | 0 |
| D.Reader | 1 | 0 | 1 | 0 | 0 | 0 | 0 | 0 | 0 | 0 | 0 | 0 | 0 | 0 | 0 | 0 | 0 | 0 | 0 | 0 |
| C.Watkins | 0 | 1 | 1 | 0 | 0 | 0 | 0 | 0 | 0 | 0 | 0 | 0 | 0 | 0 | 0 | 0 | 0 | 0 | 0 | 0 |
| C.Moore | 0 | 1 | 1 | 0 | 0 | 0 | 0 | 0 | 0 | 0 | 0 | 0 | 0 | 0 | 0 | 0 | 0 | 0 | 0 | 0 |
| J.Watt | 0 | 0 | 0 | 0 | 0 | 0 | 1 | 0 | 1 | 0 | 0 | 0 | 0 | 0 | 0 | 0 | 0 | 0 | 0 | 0 |
| J.Todman | 0 | 0 | 0 | 0 | 0 | 0 | 0 | 0 | 0 | 0 | 0 | 2 | 0 | 0 | 0 | 0 | 0 | 0 | 0 | 0 |
| K.Fairbairn | 0 | 0 | 0 | 0 | 0 | 0 | 0 | 0 | 0 | 0 | 0 | 1 | 0 | 0 | 0 | 0 | 0 | 0 | 0 | 0 |
| D.Hopkins | 0 | 0 | 0 | 0 | 0 | 0 | 0 | 0 | 0 | 0 | 0 | 0 | 0 | 0 | 0 | 0 | 1 | 0 | 0 | 0 |
| Total | 24 | 13 | 37 | 2 | 8 | 2 | 3 | 4 | 6 | 1 | 1 | 4 | 0 | 0 | 0 | 0 | 1 | 0 | 0 | 0 |

Ball Possession And Drive Chart

Tennessee Titans

| # | Time Recd | Time Lost | Time Poss | How Ball Obtained | Drive Began | # Play | Yds Gain | Yds Pen | Net Yds | 1st Down | Last Scrm | How Given Up |
|----|-----------|-----------|-----------|-------------------|-------------|--------|----------|---------|---------|----------|-----------|--------------|
| 1 | 15:00 | 14:01 | 0:59 | Kickoff | TEN 22 | 3 | 4 | 0 | 4 | 0 | TEN 26 | Interception |
| 2 | 12:13 | 10:16 | 1:57 | Kickoff | TEN 25 | 3 | 8 | 0 | 8 | 0 | TEN 33 | Punt |
| 3 | 5:09 | 3:41 | 1:28 | Kickoff | TEN 25 | 3 | 5 | 0 | 5 | 0 | TEN 30 | Punt |
| 4 | 14:54 | 11:44 | 3:10 | Kickoff | TEN 25 | 5 | 80 | -5 | 75 | 3 | HST 34 | Touchdown |
| 5 | 6:01 | 1:50 | 4:11 | Kickoff | TEN 25 | 7 | 75 | 0 | 75 | 5 | * HST 2 | Touchdown |
| 6 | 1:19 | 1:12 | 0:07 | Kickoff | TEN 25 | 1 | 0 | 0 | 0 | 0 | TEN 25 | Interception |
| 7 | 0:10 | 0:00 | 0:10 | Interception | TEN 9 | 1 | -1 | 0 | -1 | 0 | TEN 9 | End of Half |
| 8 | 6:51 | 5:12 | 1:39 | Kickoff | TEN 25 | 3 | 7 | 0 | 7 | 0 | TEN 32 | Punt |
| 9 | 3:27 | 1:46 | 1:41 | Punt | TEN 21 | 3 | 3 | 0 | 3 | 0 | TEN 24 | Punt |
| 10 | 11:19 | 10:55 | 0:24 | Kickoff | TEN 42 | 2 | 0 | 0 | 0 | 0 | TEN 42 | Interception |
| 11 | 8:39 | 8:31 | 0:08 | Kickoff | TEN 25 | 1 | 0 | 0 | 0 | 0 | TEN 25 | Interception |
| 12 | 8:31 | 5:50 | 2:41 | Kickoff | TEN 3 | 5 | 12 | 0 | 12 | 1 | TEN 22 | Fumble |
| 13 | 3:34 | 2:06 | 1:28 | Kickoff | TEN 25 | 3 | -1 | 0 | -1 | 0 | TEN 24 | Punt |
| 14 | 0:16 | 0:00 | 0:16 | Punt | TEN 9 | 1 | 3 | 0 | 3 | 0 | TEN 9 | End of Game |

(306) Average TEN 22

Houston Texans

| # | Time Recd | Time Lost | Time Poss | How Ball Obtained | Drive Began | # Play | Yds Gain | Yds Pen | Net Yds | 1st Down | Last Scrm | How Given Up |
|----|-----------|-----------|-----------|-------------------|-------------|--------|----------|---------|---------|----------|-----------|--------------|
| 1 | 14:01 | 12:13 | 1:48 | Interception | TEN 43 | 4 | 43 | 0 | 43 | 2 | * TEN 2 | Touchdown |
| 2 | 10:16 | 5:09 | 5:07 | Punt | HST 24 | 11 | 76 | 0 | 76 | 5 | * TEN 8 | Touchdown |
| 3 | 3:41 | 14:54 | 3:47 | Punt | HST 24 | 9 | 76 | 0 | 76 | 5 | * TEN 16 | Touchdown |
| 4 | 11:44 | 6:01 | 5:43 | Kickoff | HST 25 | 12 | 53 | -10 | 43 | 4 | * TEN 32 | Field Goal |
| 5 | 1:50 | 1:19 | 0:31 | Kickoff | HST 42 | 2 | 8 | 50 | 58 | 3 | * TEN 1 | Touchdown |
| 6 | 1:12 | 0:10 | 1:02 | Interception | HST 49 | 5 | 33 | 0 | 33 | 2 | * TEN 18 | Interception |
| 7 | 15:00 | 6:51 | 8:09 | Kickoff | HST 25 | 14 | 72 | 3 | 75 | 6 | * TEN 10 | Touchdown |
| 8 | 5:12 | 3:27 | 1:45 | Punt | HST 14 | 3 | 7 | 0 | 7 | 0 | HST 21 | Punt |
| 9 | 1:46 | 11:19 | 5:27 | Punt | HST 27 | 9 | 53 | 20 | 73 | 5 | * TEN 8 | Touchdown |
| 10 | 10:55 | 8:39 | 2:16 | Interception | TEN 42 | 5 | 20 | 0 | 20 | 1 | TEN 22 | Field Goal |
| 11 | 5:50 | 3:34 | 2:16 | Fumble | TEN 15 | 4 | 0 | 0 | 0 | 0 | * TEN 15 | Field Goal |
| 12 | 2:06 | 0:16 | 1:50 | Punt | HST 26 | 3 | 4 | 0 | 4 | 0 | HST 30 | Punt |

(456) Average HST 38

* inside opponent's 20

Time of Possession by Quarter

| | | 1st | 2nd | 3rd | 4th | OT | Total |
|---------|------------------|-------|------|-------|-------|----|-------|
| Visitor | Tennessee Titans | 4:24 | 7:38 | 3:20 | 4:57 | | 20:19 |
| Home | Houston Texans | 10:36 | 7:22 | 11:40 | 10:03 | | 39:41 |

Kickoff Drive No.-Start Average

Titans: 11 - TEN 24

Texans: 3 - HST 31

Miscellaneous Statistics Report

Tennessee Titans vs Houston Texans

10/1/2017 at NRG

Ten Longest Plays for Tennessee Titans

| Yards | Qtr | Play Start | Play Description |
|-------|-----|-------------|--|
| 34 | 2 | 2-6-HST 34 | (11:51) (Shotgun) M.Mariota left end for 34 yards, TOUCHDOWN. |
| 28 | 2 | 1-10-HST 30 | (2:40) M.Mariota pass deep middle to R.Matthews to HST 2 for 28 yards (J.Joseph). |
| 21 | 2 | 1-10-TEN 41 | (13:35) M.Mariota pass deep right to D.Walker to HST 38 for 21 yards (A.Hal). |
| 20 | 2 | 1-10-TEN 25 | (6:01) M.Mariota pass short left to D.Walker to TEN 45 for 20 yards (M.Gilchrist). |
| 13 | 2 | 1-10-TEN 45 | (5:21) M.Mariota pass short right to R.Matthews to HST 42 for 13 yards (K.Jackson). |
| 10 | 4 | 3-8-TEN 5 | (6:57) (Shotgun) M.Cassel pass short left to D.Walker to TEN 15 for 10 yards (J.Banks). |
| 9 | 2 | 1-10-HST 38 | (12:58) D.Murray left guard to HST 29 for 9 yards (D.Reader). |
| 8 | 2 | 1-10-TEN 25 | (14:54) D.Murray up the middle to TEN 33 for 8 yards (B.McKinney, C.Watkins). |
| 8 | 2 | 2-2-TEN 33 | (14:15) (Shotgun) M.Mariota pass short right to R.Matthews to TEN 41 for 8 yards (D.Cole). |
| 7 | 4 | 1-10-TEN 15 | (6:30) (Shotgun) M.Cassel pass short left to E.Decker to TEN 22 for 7 yards (J.Banks). |

Ten Longest Plays for Houston Texans

| Yards | Qtr | Play Start | Play Description |
|-------|-----|-------------|---|
| 35 | 1 | 2-7-TEN 40 | (13:27) (Shotgun) D.Watson pass deep middle to B.Ellington to TEN 5 for 35 yards (L.Ryan). |
| 32 | 1 | 2-8-TEN 41 | (6:19) D.Watson pass short right to L.Miller pushed ob at TEN 9 for 32 yards (C.Riley). |
| 21 | 2 | 2-8-TEN 39 | (:36) (Shotgun) D.Watson pass deep left to D.Hopkins ran ob at TEN 18 for 21 yards. |
| 17 | 1 | 2-5-TEN 44 | (:37) D.Watson pass short right to S.Anderson pushed ob at TEN 27 for 17 yards (K.Byard). |
| 16 | 2 | 1-10-TEN 16 | (15:00) D.Watson pass deep right to W.Fuller V for 16 yards, TOUCHDOWN. |
| 16 | 4 | 1-10-TEN 42 | (10:55) D.Foreman left tackle pushed ob at TEN 26 for 16 yards (C.Riley). |
| 15 | 2 | 2-10-TEN 39 | (8:30) (Shotgun) D.Watson pass short left to D.Hopkins to TEN 24 for 15 yards (K.Byard; B.McCain). |
| 15 | 3 | 2-10-HST 36 | (13:39) (Shotgun) D.Watson pass short left to D.Hopkins to TEN 49 for 15 yards (B.Orakpo). |
| 14 | 4 | 3-4-HST 46 | (14:54) (Shotgun) D.Watson pass short right to L.Miller pushed ob at TEN 40 for 14 yards (K.Byard). |
| 13 | 3 | 1-10-HST 27 | (1:46) (Shotgun) D.Watson pass short left to D.Hopkins to HST 40 for 13 yards (L.Sims). |

Touchdown Scoring Information

| | | Offense | Defense | Special Teams |
|----------------|------------------|---------|---------|---------------|
| VISITOR | Tennessee Titans | 2 | 0 | 0 |
| HOME | Houston Texans | 6 | 1 | 0 |

Player Scoring Information

| Club | Player | TD | Rush TD | Rec TD | KO TD | Punt TD | Int TD | Fum TD | Misc TD | FG | XP | 2Pt Rush | 2Pt Rec | Sfty | Points |
|------|-------------|----|---------|--------|-------|---------|--------|--------|---------|----|----|----------|---------|------|--------|
| TEN | M.Mariota | 0 | 2 | 0 | 0 | 0 | 0 | 0 | 0 | 0 | 0 | 0 | 0 | 0 | 12 |
| TEN | R.Succop | 0 | 0 | 0 | 0 | 0 | 0 | 0 | 0 | 0 | 2 | 0 | 0 | 0 | 2 |
| HST | K.Fairbairn | 0 | 0 | 0 | 0 | 0 | 0 | 0 | 0 | 3 | 6 | 0 | 0 | 0 | 15 |
| HST | L.Miller | 0 | 1 | 1 | 0 | 0 | 0 | 0 | 0 | 0 | 0 | 0 | 0 | 0 | 12 |
| HST | W.Fuller V | 0 | 0 | 2 | 0 | 0 | 0 | 0 | 0 | 0 | 0 | 0 | 0 | 0 | 12 |
| HST | D.Watson | 0 | 1 | 0 | 0 | 0 | 0 | 0 | 0 | 0 | 0 | 0 | 0 | 0 | 6 |
| HST | D.Hopkins | 0 | 0 | 1 | 0 | 0 | 0 | 0 | 0 | 0 | 0 | 0 | 0 | 0 | 6 |
| HST | D.Cole | 0 | 0 | 0 | 0 | 0 | 1 | 0 | 0 | 0 | 0 | 0 | 0 | 0 | 6 |

Possession Detail

| | First Half | | Second Half | | Game | |
|-----------------------------|------------|-------|-------------|-------|---------|-------|
| | Visitor | Home | Visitor | Home | Visitor | Home |
| Largest Lead | 0 | 21 | 0 | 43 | 0 | 43 |
| Drives Leading | 0 | 5 | 0 | 6 | 0 | 11 |
| Time of Possession Leading | 0:00 | 16:10 | 0:00 | 21:43 | 0:00 | 37:53 |
| Largest Deficit | -21 | 0 | -43 | 0 | -43 | 0 |
| Drives Trailing | 6 | 0 | 7 | 0 | 13 | 0 |
| Time of Possession Trailing | 11:03 | 0:00 | 8:17 | 0:00 | 19:20 | 0:00 |
| Times Score Tied Up | | 0 | | 0 | | 0 |
| Lead Changes | | 1 | | 0 | | 1 |

Playtime Percentage

Percent of playtime per player on offense, defense and special teams

| Tennessee Titans | | | | | | Houston Texans | | | | | |
|------------------|----|---------|---------|---------------|-----|----------------|----|---------|---------|---------------|-----|
| | | Offense | Defense | Special Teams | | | | Offense | Defense | Special Teams | |
| J Conklin | T | 41 100% | | 2 | 6% | B Giacomini | T | 84 100% | | 10 | 30% |
| Q Spain | G | 41 100% | | 2 | 6% | C Clark | T | 84 100% | | 10 | 30% |
| J Kline | G | 41 100% | | 2 | 6% | X Su'a-Filo | G | 84 100% | | 10 | 30% |
| T Lewan | T | 41 100% | | 2 | 6% | N Martin | C | 84 100% | | | |
| B Jones | C | 41 100% | | | | R Griffin | TE | 81 96% | | 10 | 30% |
| R Matthews | WR | 34 83% | | | | J Allen | G | 78 93% | | 10 | 30% |
| E Decker | WR | 34 83% | | | | D Hopkins | WR | 78 93% | | | |
| D Walker | TE | 31 76% | | | | D Watson | QB | 78 93% | | | |
| T Taylor | WR | 24 59% | | 3 | 9% | W Fuller | WR | 67 80% | | 3 | 9% |
| M Mariota | QB | 23 56% | | | | B Ellington | WR | 66 79% | | | |
| D Murray | RB | 23 56% | | | | L Miller | RB | 57 68% | | | |
| J Smith | TE | 22 54% | | 12 | 36% | D Foreman | RB | 24 29% | | | |
| M Cassel | QB | 18 44% | | | | J Davenport | T | 17 20% | | 10 | 30% |
| D Henry | RB | 18 44% | | | | S Anderson | TE | 11 13% | | 3 | 9% |
| J Fowler | FB | 10 24% | | | | C Thompson | WR | 10 12% | | 21 | 64% |
| D Kelly | T | 4 10% | | 2 | 6% | K Fuller | G | 6 7% | | 10 | 30% |
| P Supernaw | TE | 3 7% | | 20 | 61% | T Savage | QB | 6 7% | | | |
| D Fluellen | RB | 2 5% | | 21 | 64% | J Prosch | FB | 4 5% | | 31 | 94% |
| K Byard | FS | | 84 100% | 11 | 33% | A Blue | RB | 4 5% | | 17 | 52% |
| W Woodyard | LB | | 80 95% | 15 | 45% | T Ervin | RB | 1 1% | | 3 | 9% |
| L Ryan | CB | | 80 95% | 10 | 30% | J Watt | DE | | 40 98% | 2 | 6% |
| A Jackson | CB | | 78 93% | 21 | 64% | Z Cunningham | LB | | 32 78% | 7 | 21% |
| D Morgan | LB | | 65 77% | | | J Clowney | LB | | 32 78% | 2 | 6% |
| J Casey | DT | | 62 74% | 10 | 30% | M Gilchrist | FS | | 31 76% | 3 | 9% |
| B Orakpo | LB | | 57 68% | | | A Hal | FS | | 31 76% | 2 | 6% |
| A Williamson | LB | | 55 65% | 10 | 30% | J Joseph | CB | | 30 73% | | |
| C Riley | FS | | 44 52% | 15 | 45% | K Jackson | CB | | 28 68% | 2 | 6% |
| S Williams | NT | | 43 51% | | | B McKinney | LB | | 28 68% | 2 | 6% |
| D Jones | DE | | 41 49% | 12 | 36% | W Mercilus | LB | | 26 63% | 2 | 6% |
| L Sims | CB | | 36 43% | 17 | 52% | J Banks | CB | | 26 63% | 2 | 6% |
| E Walden | LB | | 36 43% | 10 | 30% | D Cole | LB | | 22 54% | 13 | 39% |
| K Klug | DT | | 35 42% | 12 | 36% | D Reader | NT | | 20 49% | 2 | 6% |
| J Brown | LB | | 32 38% | 18 | 55% | E Pleasant | SS | | 18 44% | 19 | 58% |
| D Searcy | SS | | 32 38% | 12 | 36% | J Heath | DE | | 18 44% | 1 | 3% |
| A Johnson | NT | | 25 30% | 10 | 30% | B Dunn | NT | | 13 32% | | |
| B McCain | CB | | 25 30% | 2 | 6% | C Watkins | DE | | 12 29% | | |
| N Palmer | LB | | 12 14% | 8 | 24% | K Drummond | SS | | 10 24% | 21 | 64% |
| T Smith | CB | 2 2% | | 10 | 30% | C Moore | SS | | 10 24% | 11 | 33% |
| B Trawick | FS | | | 31 | 94% | T Decoud | CB | | 9 22% | 15 | 45% |
| D Bates | LB | | | 21 | 64% | C Covington | DE | | 9 22% | 1 | 3% |
| E Weems | WR | | | 21 | 64% | B Scarlett | LB | | 5 12% | 21 | 64% |
| B Kern | P | | | 7 | 21% | B Peters | LB | | 1 2% | 21 | 64% |
| B Brinkley | LS | | | 7 | 21% | J Todman | RB | | | 21 | 64% |
| R Succop | K | | | 5 | 15% | K Fairbairn | K | | | 21 | 64% |
| B Schwenke | C | | | 2 | 6% | S Lechler | P | | | 12 | 36% |
| | | | | | | J Weeks | LS | | | 12 | 36% |

2017 TENNESSEE TITANS REGULAR SEASON STATISTICS

Won 2, Lost 2

| Date | W-L | Score | OT | Opponent | Attendance |
|-------|-----|-------|----|------------------|------------|
| 09/10 | L | 16-26 | | Oakland | 69,089 |
| 09/17 | W | 37-16 | | at Jacksonville | 61,709 |
| 09/24 | W | 33-27 | | Seattle | 69,127 |
| 10/01 | L | 14-57 | | at Houston | 71,804 |
| 10/08 | | | | at Miami | |
| 10/16 | | | | Indianapolis | |
| 10/22 | | | | at Cleveland | |
| 11/05 | | | | Baltimore | |
| 11/12 | | | | Cincinnati | |
| 11/16 | | | | at Pittsburgh | |
| 11/26 | | | | at Indianapolis | |
| 12/03 | | | | Houston | |
| 12/10 | | | | at Arizona | |
| 12/17 | | | | at San Francisco | |
| 12/24 | | | | L.A. Rams | |
| 12/31 | | | | Jacksonville | |

| Statistic | Tenn. | Opp. |
|--------------------------|----------------|----------------|
| Total First Downs | 72 | 99 |
| Rushing | 25 | 25 |
| Passing | 40 | 68 |
| Penalty | 7 | 6 |
| 3rd Down: Made/Att | 19/49 | 21/51 |
| 3rd Down Pct. | 38.8 | 41.2 |
| 4th Down: Made/Att | 0/0 | 3/4 |
| 4th Down Pct. | 0.0 | 75.0 |
| Possession Avg. | 28:02 | 31:58 |
| Total Net Yards | 1355 | 1547 |
| Avg. Per Game | 338.8 | 386.8 |
| Total Plays | 235 | 274 |
| Avg. Per Play | 5.8 | 5.6 |
| Net Yards Rushing | 555 | 450 |
| Avg. Per Game | 138.8 | 112.5 |
| Total Rushes | 111 | 118 |
| Net Yards Passing | 800 | 1097 |
| Avg. Per Game | 200.0 | 274.3 |
| Sacked/Yards Lost | 4/13 | 7/44 |
| Gross Yards | 813 | 1141 |
| Att./Completions | 120/70 | 149/96 |
| Completion Pct. | 58.3 | 64.4 |
| Had Intercepted | 5 | 3 |
| Punts/Average | 18/50.0 | 18/50.8 |
| Net Punting Avg. | 18/45.3 | 18/42.2 |
| Penalties/Yards | 23/252 | 29/266 |
| Fumbles/Ball Lost | 1/1 | 8/1 |
| Touchdowns | 10 | 15 |
| Rushing | 7 | 3 |
| Passing | 3 | 11 |
| Returns | 0 | 1 |

| Score By Periods | Q1 | Q2 | Q3 | Q4 | OT | PTS |
|------------------|-----------|-----------|-----------|-----------|----------|------------|
| Team | 10 | 29 | 41 | 20 | 0 | 100 |
| Opponents | 24 | 29 | 17 | 56 | 0 | 126 |

| Scoring | TD | Rush | Rec | Ret | K-PAT | FG | S | PTS |
|------------------|-----------|----------|-----------|----------|--------------|--------------|----------|------------|
| Succop | 0 | 0 | 0 | 0 | 10/10 | 10/11 | 0 | 40 |
| Mariota | 3 | 3 | 0 | 0 | | | 0 | 18 |
| J. Smith | 2 | 0 | 2 | 0 | | | 0 | 12 |
| Fowler | 1 | 1 | 0 | 0 | | | 0 | 6 |
| Henry | 1 | 1 | 0 | 0 | | | 0 | 6 |
| Matthews | 1 | 0 | 1 | 0 | | | 0 | 6 |
| Murray | 1 | 1 | 0 | 0 | | | 0 | 6 |
| Walker | 1 | 1 | 0 | 0 | | | 0 | 6 |
| Team | 10 | 7 | 3 | 0 | 10/10 | 10/11 | 0 | 100 |
| Opponents | 15 | 3 | 11 | 1 | 12/13 | 8/8 | 0 | 126 |

2-Pt Conv: TM 0-0, OPP 0-2

Sacks: Morgan 3, Casey 1, Orakpo 1, Walden 1, Woodyard 1, TM 7, OPP 4
FUM/Lost: Cassel 1/1

| Rushing | No. | Yds | Avg | Long | TD |
|------------------|------------|------------|------------|------------|----------|
| Murray | 42 | 215 | 5.1 | 75t | 1 |
| Henry | 39 | 178 | 4.6 | 25 | 1 |
| Mariota | 20 | 116 | 5.8 | 34t | 3 |
| Fluellen | 4 | 21 | 5.3 | 10 | 0 |
| Taylor | 4 | 21 | 5.3 | 17 | 0 |
| Fowler | 1 | 3 | 3.0 | 3t | 1 |
| Walker | 1 | 1 | 1.0 | 1t | 1 |
| Team | 111 | 555 | 5.0 | 75t | 7 |
| Opponents | 118 | 450 | 3.8 | 16 | 3 |

| Receiving | No. | Yds | Avg | Long | TD |
|------------------|-----------|-------------|-------------|------------|-----------|
| Walker | 18 | 219 | 12.2 | 23 | 0 |
| Matthews | 17 | 250 | 14.7 | 55t | 1 |
| Decker | 12 | 104 | 8.7 | 17 | 0 |
| Davis | 7 | 73 | 10.4 | 23 | 0 |
| Murray | 6 | 28 | 4.7 | 12 | 0 |
| Taylor | 5 | 72 | 14.4 | 42 | 0 |
| J. Smith | 3 | 54 | 18.0 | 32t | 2 |
| Henry | 1 | 10 | 10.0 | 10 | 0 |
| Supernaw | 1 | 3 | 3.0 | 3 | 0 |
| Team | 70 | 813 | 11.6 | 55t | 3 |
| Opponents | 96 | 1141 | 11.9 | 46 | 11 |

| Interceptions | No. | Yds | Avg | Long | TD |
|------------------|----------|-----------|------------|------------|----------|
| Searcy | 1 | 8 | 8.0 | 8 | 0 |
| Byard | 1 | 7 | 7.0 | 7 | 0 |
| Riley | 1 | 2 | 2.0 | 2 | 0 |
| Team | 3 | 17 | 5.7 | 8 | 0 |
| Opponents | 5 | 47 | 9.4 | 25t | 1 |

| Punting | No. | Yds | Avg | Net | TB | In | Lg | B |
|------------------|-----------|------------|-------------|-------------|----------|----------|-----------|----------|
| Kern | 18 | 900 | 50.0 | 45.3 | 2 | 5 | 66 | 0 |
| Team | 18 | 900 | 50.0 | 45.3 | 2 | 5 | 66 | 0 |
| Opponents | 18 | 914 | 50.8 | 42.2 | 2 | 3 | 64 | 0 |

| Punt Returns | Ret | FC | Yds | Avg | Long | TD |
|------------------|----------|----------|------------|-------------|-----------|----------|
| Jackson | 9 | 2 | 114 | 12.7 | 46 | 0 |
| Team | 9 | 2 | 114 | 12.7 | 46 | 0 |
| Opponents | 9 | 2 | 45 | 5.0 | 13 | 0 |

| Kickoff Returns | No. | Yds | Avg | Long | TD |
|------------------|----------|------------|-------------|-----------|----------|
| Jackson | 6 | 133 | 22.2 | 48 | 0 |
| Decker | 1 | 22 | 22.0 | 22 | 0 |
| Weems | 1 | 0 | 0.0 | 0 | 0 |
| Team | 8 | 155 | 19.4 | 48 | 0 |
| Opponents | 6 | 171 | 28.5 | 42 | 0 |

| Field Goals | 1-19 | 20-29 | 30-39 | 40-49 | 50+ |
|------------------|------------|------------|------------|------------|------------|
| Succop | 0/0 | 4/4 | 2/2 | 3/3 | 1/2 |
| Team | 0/0 | 4/4 | 2/2 | 3/3 | 1/2 |
| Opponents | 0/0 | 1/1 | 1/1 | 3/3 | 3/3 |

Succop: (23G,26G,52G,52N) (40G,41G,26G) (24G,37G, 47G,35G) ()
OPP: (20G,52G,52G,43G) (43G) () (50G,40G,33G)

| Passing | Att | Cmp | Yds | Cmp% | Yds/Att | TD | TD% | Int | Int% | Long | Sack/Lost | Rating |
|------------------|------------|-----------|-------------|-------------|-------------|-----------|------------|----------|------------|------------|-------------|--------------|
| Mariota | 110 | 66 | 792 | 60.0 | 7.20 | 3 | 2.7 | 3 | 2.7 | 55t | 2/5 | 79.8 |
| Cassel | 10 | 4 | 21 | 40.0 | 2.10 | 0 | 0.0 | 2 | 20.0 | 10 | 2/8 | 8.3 |
| Team | 120 | 70 | 813 | 58.3 | 6.78 | 3 | 2.5 | 5 | 4.2 | 55t | 4/13 | 69.9 |
| Opponents | 149 | 96 | 1141 | 64.4 | 7.66 | 11 | 7.4 | 3 | 2.0 | 46 | 7/44 | 103.9 |

FRUSTRATED TITANS LOSE 16-10 TO DOLPHINS

**BY JIM WYATT
TITANS ONLINE
OCTOBER 8, 2017**

MIAMI GARDENS, Fla. – The Titans couldn't get in sync on offense on Sunday, and they paid for it.

The Titans lost 16-10 to the Miami Dolphins here at Hard Rock Stadium. The loss dropped the Titans to 2-3 on the season.

Matt Cassel started at quarterback for the Titans, in place of Marcus Mariota.

Mariota, who suffered a hamstring injury against the Texans, was among the team's inactives. He watched from the sideline in a baseball cap and t-shirt.

Cassel completed 21-of-32 passes for 141 yards in the game. He was sacked six times.

The Titans struggled to get going on offense most of the contest, and the defense couldn't get some key stops late.

The Dolphins took a 3-0 lead on a 41-yard field goal by kicker Cody Parkey.

A bad sequence for the Titans changed the game early.

Late in the first quarter, a 59-yard touchdown pass from Cassel to tight end Delanie Walker was called back because of an offensive pass interference penalty on tight end Jonnu Smith.

Two plays later, Cassel was hit as he threw the ball, and it initially looked like it would be ruled an incomplete pass. But officials instead ruled Cassel fumbled the ball forward, and the Dolphins were awarded a touchdown – a 38-yard fumble recovery by safety Reshad Jones to make it 10-0.

Safety Kevin Byard recovered a fumble forced by cornerback

Adoree Jackson early in the third quarter, and the Titans cashed it in for three points – a 45-yard field goal by kicker Ryan Succop – to make it 10-3.

Succop's made field goal was his 46th in a row from inside 50 yards, and it tied an NFL record.

The Titans tied the game at 10-10 on an 11-yard touchdown catch by tight end Phillip Supernaw. Cassel completed three passes to Eric Decker on the drive, and also found receiver Rishard Matthews open for a 17-yard completion.

But the Dolphins reclaimed the lead on a six-yard touchdown pass from quarterback Jay Cutler to receiver Jarvis Landry. The Dolphins missed the extra point, which made it was 16-10 with 10:33 left in the fourth quarter.

The Titans face the Colts next Monday at Nissan Stadium.

###

National Football League Game Summary

NFL Copyright © 2017 by The National Football League. All rights reserved. This summary and play-by-play is for the express purpose of assisting media in their coverage of the game; any other use of this material is prohibited without the written permission of the National Football League. Updated: 11/20/2017

Date: Sunday, 10/8/2017 **Tennessee Titans at Miami Dolphins** Start Time: 1:03 PM EDT
at Hard Rock Stadium, Miami Gardens, Fla.

Game Day Weather

Game Weather: Partly Cloudy Temp: 89° F (31.7° C) Humidity: 67%, Wind: ESE 9 mph
Played Outdoor on Turf: Natural Grass

Officials

Referee: Vinovich, Bill (52) Umpire: Stritesky, Bruce (102) Down Judge: McKinnely, Phil (110)
Line Judge: Perlman, Mark (9) Field Judge: Lucivansky, Jon (89) Side Judge: Cavaletto, Gary (60)
Back Judge: Meyer, Greg (78) Replay Official: Nazzaro, Louis (0)

Lineups

| Tennessee Titans | | | | Miami Dolphins | | | |
|------------------|---------------|---------|-----------------|----------------|--------------|---------|-----------------|
| Offense | | Defense | | Offense | | Defense | |
| WR | 18 R.Matthews | DE | 90 D.Jones | WR | 10 K.Stills | DE | 50 A.Branch |
| TE | 82 D.Walker | DT | 99 J.Casey | LT | 67 L.Tunsil | DT | 93 N.Suh |
| LT | 77 T.Lewan | OLB | 91 D.Morgan | LG | 65 A.Steen | DT | 56 D.Godchaux |
| LG | 67 Q.Spain | ILB | 59 W.Woodyard | C | 51 M.Pouncey | DE | 91 C.Wake |
| C | 60 B.Jones | ILB | 54 A.Williamson | RG | 74 J.Bushrod | LB | 47 K.Alonso |
| RG | 64 J.Kline | OLB | 98 B.Orakpo | RT | 70 J.James | LB | 58 R.Mauualuga |
| RT | 78 J.Conklin | CB | 25 A.Jackson | TE | 80 A.Fasano | LB | 94 L.Timmons |
| WR | 13 T.Taylor | CB | 36 L.Sims | QB | 6 J.Cutler | CB | 30 C.Tankersley |
| QB | 16 M.Cassel | SS | 21 D.Searcy | RB | 23 J.Ajayi | CB | 25 X.Howard |
| TE | 81 J.Smith | FS | 31 K.Byard | WR | 14 J.Landry | S | 20 R.Jones |
| RB | 29 D.Murray | CB | 26 L.Ryan | WR | 11 D.Parker | S | 29 N.Allen |

Substitutions

K 4 R.Succop, P 6 B.Kern, WR 14 E.Weems, RB 22 D.Henry, CB 23 B.McCain, RB 32 D.Fluellen, CB 33 T.Smith, DB 35 C.Riley, S 41 B.Trawick, FB 45 J.Fowler, LS 48 B.Brinkley, LB 50 N.Palmer, LB 53 D.Bates, LB 55 J.Brown, C/G 62 B.Schwenke, G/T 71 D.Kelly, WR 87 E.Decker, TE 89 P.Supernaw, OLB 93 E.Walden, DL 94 A.Johnson, DE 95 D.King, NT 96 S.Williams, DL 97 K.Klug

Substitutions

K 1 C.Parkey, P 16 M.Haack, WR 19 J.Grant, CB/S 21 J.Lucas, RB 26 D.Williams, CB 28 B.McCain, S 31 M.Thomas, RB 32 K.Drake, RB 34 S.Perry, CB/S 35 W.Aikens, CB 42 A.Verner, LB 45 M.Hull, TE 48 M.Gray, LB 59 C.Allen, C 64 J.Brendel, G/T 77 J.Davis, DE 78 T.Fede, WR 88 L.Carroo, TE 89 J.Thomas, DE 90 C.Harris, LS 92 J.Denney, DE 95 W.Hayes, DT 96 V.Taylor

Did Not Play

QB 3 B.Weeden

Did Not Play

QB 8 M.Moore

Not Active

QB 8 M.Mariota, WR 15 D.Jennings, CB 24 K.Reed, S 37 J.Cyprien, G/C 61 C.Levin, WR 84 C.Davis, OLB 92 K.Dodd

Not Active

S 27 M.Smith, CB 33 T.McTyer, CB 41 B.Maxwell, LB 44 S.Anthony, G 68 I.Asiata, T 79 S.Young, DT 97 J.Phillips

Field Goals (made () & missed)

| R.Succop (45) | | C.Parkey (41) | | | |
|---------------|------------------|---------------|---|----|-------|
| | | 1 | 2 | 3 | 4 |
| VISITOR: | Tennessee Titans | 0 | 3 | 7 | 0 |
| HOME: | Miami Dolphins | 10 | 0 | 0 | 6 |
| | | | | OT | Total |
| | | | | 0 | 10 |
| | | | | 0 | 16 |

Scoring Plays

| Team | Qtr | Time | Play Description (Extra Point) (Drive Info) | Visitor | Home |
|-------------------------|-----|-------|---|------------|------|
| Dolphins | 1 | 0:53 | C.Parkey 41 yd. Field Goal (7-19, 3:09) | 0 | 3 |
| Dolphins | 1 | 0:06 | R.Jones 38 yd. fumble return (C.Parkey kick) | 0 | 10 |
| Titans | 2 | 9:37 | R.Succop 45 yd. Field Goal (4--3, 2:15) | 3 | 10 |
| Titans | 3 | 7:17 | P.Supernaw 11 yd. pass from M.Cassel (R.Succop kick) (9-69, 4:42) | 10 | 10 |
| Dolphins | 4 | 10:33 | J.Landry 6 yd. pass from J.Cutler (kick failed, wr) (10-58, 4:56) | 10 | 16 |
| Paid Attendance: 65,135 | | | | Time: 3:13 | |

Tennessee Titans vs Miami Dolphins
10/8/2017 at Hard Rock Stadium

Final Team Statistics

| | Visitor Titans | Home Dolphins |
|---|-------------------|------------------|
| TOTAL FIRST DOWNS | 14 | 12 |
| By Rushing | 3 | 5 |
| By Passing | 9 | 7 |
| By Penalty | 2 | 0 |
| THIRD DOWN EFFICIENCY | 2-13-15% | 5-15-33% |
| FOURTH DOWN EFFICIENCY | 0-0-0% | 0-0-0% |
| TOTAL NET YARDS | 188 | 178 |
| Total Offensive Plays (inc. times thrown passing) | 58 | 59 |
| Average gain per offensive play | 3.2 | 3.0 |
| NET YARDS RUSHING | 69 | 100 |
| Total Rushing Plays | 20 | 31 |
| Average gain per rushing play | 3.5 | 3.2 |
| Tackles for a loss-number and yards | 2-8 | 4-6 |
| NET YARDS PASSING | 119 | 78 |
| Times thrown - yards lost attempting to pass | 6-22 | 1-14 |
| Gross yards passing | 141 | 92 |
| PASS ATTEMPTS-COMPLETIONS-HAD INTERCEPTED | 32-21-0 | 27-12-1 |
| Avg gain per pass play (inc.# thrown passing) | 3.1 | 2.8 |
| KICKOFFS Number-In End Zone-Touchbacks | 3-2-1 | 4-3-2 |
| PUNTS Number and Average | 10-54.9 | 9-51.0 |
| Had Blocked | 0 | 0 |
| FGs - PATs Had Blocked | 0-0 | 0-0 |
| Net Punting Average | 50.2 | 49.4 |
| TOTAL RETURN YARDAGE (Not Including Kickoffs) | 28 | 47 |
| No. and Yards Punt Returns | 2-14 | 7-47 |
| No. and Yards Kickoff Returns | 2-39 | 2-44 |
| No. and Yards Interception Returns | 1-14 | 0-0 |
| PENALTIES Number and Yards | 11-77 | 5-23 |
| FUMBLES Number and Lost | 2-2 | 1-1 |
| TOUCHDOWNS | 1 | 2 |
| Rushing | 0 | 0 |
| Passing | 1 | 1 |
| Fumbles | 0 | 1 |
| EXTRA POINTS Made-Attempts | 1-1 | 1-2 |
| Kicking Made-Attempts | 1-1 | 1-2 |
| FIELD GOALS Made-Attempts | 1-1 | 1-1 |
| RED ZONE EFFICIENCY | 1-1-100% | 1-1-100% |
| GOAL TO GO EFFICIENCY | 1-1-100% | 1-1-100% |
| SAFETIES | 0 | 0 |
| FINAL SCORE | 10 | 16 |
| TIME OF POSSESSION | 30:15 | 29:45 |

Tennessee Titans vs Miami Dolphins
10/8/2017 at Hard Rock Stadium

Final Individual Statistics

Tennessee Titans

| RUSHING | ATT | YDS | AVG | LG | TD |
|------------|-----|-----|------|----|----|
| D.Murray | 14 | 58 | 4.1 | 13 | 0 |
| D.Henry | 4 | 9 | 2.3 | 11 | 0 |
| T.Taylor | 1 | 5 | 5.0 | 5 | 0 |
| R.Matthews | 1 | -3 | -3.0 | -3 | 0 |
| Total | 20 | 69 | 3.5 | 13 | 0 |

| PASSING | ATT | CMP | YDS | SK/YD | TD | LG | IN | RT |
|----------|-----|-----|-----|-------|----|----|----|------|
| M.Cassel | 32 | 21 | 141 | 6/22 | 1 | 17 | 0 | 85.5 |
| Total | 32 | 21 | 141 | 6/22 | 1 | 17 | 0 | 85.5 |

| PASS RECEIVING | TAR | REC | YDS | AVG | LG | TD |
|----------------|-----|-----|-----|------|----|----|
| J.Smith | 5 | 5 | 21 | 4.2 | 9 | 0 |
| E.Decker | 6 | 4 | 34 | 8.5 | 14 | 0 |
| D.Murray | 5 | 4 | 11 | 2.8 | 7 | 0 |
| R.Matthews | 6 | 3 | 34 | 11.3 | 17 | 0 |
| D.Walker | 5 | 3 | 25 | 8.3 | 12 | 0 |
| P.Supernaw | 2 | 2 | 16 | 8.0 | 11 | 1 |
| T.Taylor | 1 | 0 | 0 | 0.0 | 0 | 0 |
| J.Fowler | 1 | 0 | 0 | 0.0 | 0 | 0 |
| Total | 31 | 21 | 141 | 6.7 | 17 | 1 |

| INTERCEPTIONS | NO | YDS | AVG | LG | TD |
|---------------|----|-----|------|----|----|
| T.Smith | 1 | 14 | 14.0 | 14 | 0 |
| Total | 1 | 14 | 14.0 | 14 | 0 |

| PUNTING | NO | YDS | AVG | NET | TB | IN20 | LG |
|---------|----|-----|------|------|----|------|----|
| B.Kern | 10 | 549 | 54.9 | 50.2 | 0 | 4 | 71 |
| Total | 10 | 549 | 54.9 | 50.2 | 0 | 4 | 71 |

| PUNT RETURNS | NO | YDS | AVG | FC | LG | TD |
|-----------------|----|-----|-----|----|----|----|
| A.Jackson | 2 | 14 | 7.0 | 1 | 12 | 0 |
| [DOWNED] | 4 | 0 | 0.0 | 0 | 0 | 0 |
| [OUT OF BOUNDS] | 2 | 0 | 0.0 | 0 | 0 | 0 |
| Total | 2 | 14 | 7.0 | 1 | 12 | 0 |

| KICKOFF RETURNS | NO | YDS | AVG | FC | LG | TD |
|-----------------|----|-----|------|----|----|----|
| A.Jackson | 1 | 21 | 21.0 | 0 | 21 | 0 |
| E.Weems | 1 | 18 | 18.0 | 0 | 18 | 0 |
| [TOUCHBACK] | 2 | 0 | 0.0 | 0 | 0 | 0 |
| Total | 2 | 39 | 19.5 | 0 | 21 | 0 |

Miami Dolphins

| RUSHING | ATT | YDS | AVG | LG | TD |
|------------|-----|-----|-----|----|----|
| J.Ajayi | 25 | 77 | 3.1 | 11 | 0 |
| D.Williams | 3 | 15 | 5.0 | 9 | 0 |
| J.Cutler | 2 | 8 | 4.0 | 9 | 0 |
| K.Drake | 1 | 0 | 0.0 | 0 | 0 |
| Total | 31 | 100 | 3.2 | 11 | 0 |

| PASSING | ATT | CMP | YDS | SK/YD | TD | LG | IN | RT |
|----------|-----|-----|-----|-------|----|----|----|------|
| J.Cutler | 26 | 12 | 92 | 1/14 | 1 | 17 | 1 | 52.1 |
| M.Gray | 1 | 0 | 0 | 0/0 | 0 | 0 | 0 | 39.6 |
| Total | 27 | 12 | 92 | 1/14 | 1 | 17 | 1 | 50.2 |

| PASS RECEIVING | TAR | REC | YDS | AVG | LG | TD |
|----------------|-----|-----|-----|------|----|----|
| J.Landry | 10 | 5 | 44 | 8.8 | 17 | 1 |
| J.Ajayi | 3 | 2 | 2 | 1.0 | 2 | 0 |
| J.Thomas | 4 | 1 | 15 | 15.0 | 15 | 0 |
| D.Williams | 2 | 1 | 13 | 13.0 | 13 | 0 |
| K.Stills | 2 | 1 | 13 | 13.0 | 13 | 0 |
| D.Parker | 1 | 1 | 6 | 6.0 | 6 | 0 |
| J.Grant | 2 | 1 | -1 | -1.0 | -1 | 0 |
| A.Fasano | 1 | 0 | 0 | 0.0 | 0 | 0 |
| M.Gray | 1 | 0 | 0 | 0.0 | 0 | 0 |
| Total | 26 | 12 | 92 | 7.7 | 17 | 1 |

| INTERCEPTIONS | NO | YDS | AVG | LG | TD |
|---------------|----|-----|-----|----|----|
| Total | 0 | 0 | 0 | 0 | 0 |

| PUNTING | NO | YDS | AVG | NET | TB | IN20 | LG |
|---------|----|-----|------|------|----|------|----|
| M.Haack | 9 | 459 | 51.0 | 49.4 | 0 | 5 | 62 |
| Total | 9 | 459 | 51.0 | 49.4 | 0 | 5 | 62 |

| PUNT RETURNS | NO | YDS | AVG | FC | LG | TD |
|-----------------|----|-----|-----|----|----|----|
| J.Landry | 4 | 28 | 7.0 | 0 | 13 | 0 |
| J.Grant | 3 | 19 | 6.3 | 1 | 14 | 0 |
| [DOWNED] | 1 | 0 | 0.0 | 0 | 0 | 0 |
| [OUT OF BOUNDS] | 1 | 0 | 0.0 | 0 | 0 | 0 |
| Total | 7 | 47 | 6.7 | 1 | 14 | 0 |

| KICKOFF RETURNS | NO | YDS | AVG | FC | LG | TD |
|-----------------|----|-----|------|----|----|----|
| J.Grant | 2 | 44 | 22.0 | 0 | 25 | 0 |
| [TOUCHBACK] | 1 | 0 | 0.0 | 0 | 0 | 0 |
| Total | 2 | 44 | 22.0 | 0 | 25 | 0 |

Tennessee Titans

| FUMBLES | FUM | LOST | OWN-REC | YDS | TD | FORCED | OPP-REC | YDS | TD | OUT-BDS |
|-----------|-----|------|---------|-----|----|--------|---------|-----|----|---------|
| M.Cassel | 1 | 1 | 0 | 0 | 0 | 0 | 0 | 0 | 0 | 0 |
| D.Murray | 1 | 1 | 0 | 0 | 0 | 0 | 0 | 0 | 0 | 0 |
| A.Jackson | 0 | 0 | 0 | 0 | 0 | 1 | 0 | 0 | 0 | 0 |
| K.Byard | 0 | 0 | 0 | 0 | 0 | 0 | 1 | 6 | 0 | 0 |
| Total | 2 | 2 | 0 | 0 | 0 | 1 | 1 | 6 | 0 | 0 |

Miami Dolphins

| FUMBLES | FUM | LOST | OWN-REC | YDS | TD | FORCED | OPP-REC | YDS | TD | OUT-BDS |
|------------|-----|------|---------|-----|----|--------|---------|-----|----|---------|
| J.Ajayi | 1 | 1 | 0 | 0 | 0 | 0 | 0 | 0 | 0 | 0 |
| K.Alonso | 0 | 0 | 0 | 0 | 0 | 1 | 0 | 0 | 0 | 0 |
| D.Godchaux | 0 | 0 | 0 | 0 | 0 | 1 | 0 | 0 | 0 | 0 |
| R.Jones | 0 | 0 | 0 | 0 | 0 | 0 | 2 | 38 | 1 | 0 |
| Total | 1 | 1 | 0 | 0 | 0 | 2 | 2 | 38 | 1 | 0 |

Play By Play

First Quarter

10/8/2017

TEN wins toss, elects to Receive, and MIA elects to defend the West goal.

C.Parkey kicks 65 yards from MIA 35 to end zone, Touchback.

Tennessee Titans at 15:00

- 1-10-TEN 25 (15:00) T.Taylor left end to TEN 30 for 5 yards (R.Jones).
- 2-5-TEN 30 (14:28) D.Murray right guard to TEN 30 for no gain (R.Jones).
- 3-5-TEN 30 (13:47) (Shotgun) M.Cassel pass short right to D.Murray to TEN 30 for no gain (B.McCain) [C.Wake].
- 4-5-TEN 30 (13:24) B.Kern punts 60 yards to MIA 10, Center-B.Brinkley. J.Grant to MIA 14 for 4 yards (D.Bates).
PENALTY on MIA-C.Tankersley, Illegal Block Above the Waist, 7 yards, enforced at MIA 14.

Miami Dolphins at 13:12

- 1-10-MIA 7 (13:12) (Shotgun) J.Cutler pass short left to J.Ajayi pushed ob at MIA 9 for 2 yards (L.Sims).
- 2-8-MIA 9 (12:48) J.Ajayi left tackle to MIA 9 for no gain (W.Woodyard).
- 3-8-MIA 9 (12:01) (Shotgun) J.Cutler pass short right to D.Parker to MIA 15 for 6 yards (J.Brown) [E.Walden].
- 4-2-MIA 15 (11:23) (Punt formation) M.Haack punts 62 yards to TEN 23, Center-J.Denney. A.Jackson ran ob at TEN 35 for 12 yards (T.Fede).

Tennessee Titans at 11:05

- 1-10-TEN 35 (11:05) M.Cassel sacked at TEN 35 for 0 yards (N.Suh).
- 2-10-TEN 35 (10:29) D.Murray right guard to TEN 40 for 5 yards (C.Wake).
- 3-5-TEN 40 (9:49) (Shotgun) M.Cassel pass short right to E.Decker to TEN 46 for 6 yards (C.Tankersley).
- 1-10-TEN 46 (9:02) M.Cassel pass short right to J.Smith to MIA 46 for 8 yards (C.Tankersley).
- 2-2-MIA 46 (8:26) PENALTY on TEN-J.Smith, False Start, 5 yards, enforced at MIA 46 - No Play.
- 2-7-TEN 49 (8:13) D.Murray left end pushed ob at 50 for 1 yard (X.Howard).
- 3-6-50 (7:28) (Shotgun) M.Cassel pass short middle to D.Murray to MIA 46 for 4 yards (K.Alonso) [C.Harris].
- 4-2-MIA 46 (6:46) (Run formation) PENALTY on TEN, Delay of Game, 5 yards, enforced at MIA 46 - No Play.
- 4-7-TEN 49 (6:31) (Punt formation) B.Kern punts 48 yards to MIA 3, Center-B.Brinkley, downed by TEN-L.Sims.

P1

Miami Dolphins at 6:16

- 1-10-MIA 3 (6:16) J.Ajayi left tackle to MIA 7 for 4 yards (J.Casey).
- 2-6-MIA 7 (5:38) (Shotgun) J.Cutler pass short right to J.Landry to MIA 7 for no gain (K.Byard).
- 3-6-MIA 7 (4:58) (Shotgun) J.Cutler pass incomplete short left to J.Ajayi [J.Casey].
- 4-6-MIA 7 (4:48) (Punt formation) M.Haack punts 54 yards to TEN 39, Center-J.Denney, downed by MIA-W.Aikens.

Tennessee Titans at 4:34

- 1-10-TEN 39 (4:34) R.Matthews right end to TEN 36 for -3 yards (K.Alonso).
Penalty on TEN-T.Lewan, Illegal Formation, declined.
- 2-13-TEN 36 (4:17) D.Murray up the middle to TEN 42 for 6 yards (D.Godchaux). FUMBLES (D.Godchaux), RECOVERED by MIA-R.Jones at TEN 42.
R.Jones to TEN 42 for no gain (T.Taylor).
Penalty on TEN-T.Lewan, Offensive Holding, declined.

Miami Dolphins at 4:02

- 1-10-TEN 42 (4:02) D.Williams right guard to TEN 39 for 3 yards (W.Woodyard).
- 2-7-TEN 39 (3:18) (Shotgun) J.Cutler pass short right to J.Ajayi to TEN 39 for no gain (A.Jackson).
- 3-7-TEN 39 (2:40) (Shotgun) J.Cutler pass short middle to D.Williams to TEN 26 for 13 yards (K.Byard).
- 1-10-TEN 26 (1:52) J.Ajayi right guard to TEN 23 for 3 yards (S.Williams).
Timeout #1 by MIA at 01:08.
- 2-7-TEN 23 (1:08) (Shotgun) J.Cutler pass incomplete deep middle to J.Grant (A.Jackson).
- 3-7-TEN 23 (1:03) (Shotgun) J.Cutler pass incomplete short right.
- 4-7-TEN 23 (:57) C.Parkey 41 yard field goal is GOOD, Center-J.Denney, Holder-M.Haack.

P1

TEN 0 MIA 3, 7 plays, 19 yards, 3:09 drive, 14:07 elapsed

C.Parkey kicks 65 yards from MIA 35 to end zone, Touchback.

Tennessee Titans at 0:53

- 1-10-TEN 25 (:53) D.Henry left tackle to TEN 36 for 11 yards (R.Jones).
PENALTY on MIA-D.Godchaux, Defensive Holding, 5 yards, enforced at TEN 36.
- 1-10-TEN 41 (:33) M.Cassel pass deep left to D.Walker for 59 yards, TOUCHDOWN NULLIFIED by Penalty.
PENALTY on TEN-J.Smith, Offensive Pass Interference, 10 yards, enforced at TEN 41 - No Play.
- 1-20-TEN 31 (:20) (Shotgun) M.Cassel pass incomplete short left.

R2

X3

Tennessee Titans vs Miami Dolphins at Hard Rock Stadium

2-20-TEN 31 (:12) (Shotgun) M.Cassel sacked at TEN 24 for -7 yards (K.Alonso). FUMBLES (K.Alonso) [K.Alonso], RECOVERED by MIA-R.Jones at TEN 38. R.Jones for 38 yards, TOUCHDOWN.

The Replay Official reviewed the fumble ruling, and the play was Upheld. The ruling on the field stands.

Miami Dolphins at 0:06

C.Parkey extra point is GOOD, Center-J.Denney, Holder-M.Haack.

TEN 0 MIA 10, 0 plays, 38 yards, 0:00 drive , 14:54 elapsed

C.Parkey kicks 72 yards from MIA 35 to TEN -7. A.Jackson to TEN 14 for 21 yards (S.Perry).

Tennessee Titans at 0:06, (1st play from scrimmage 0:02)

1-10-TEN 14 (:02) D.Murray right tackle to TEN 17 for 3 yards (D.Godchaux).

END OF QUARTER

| | Score | Time | First Downs | | | | Efficiencies | |
|------------------|-------|------|-------------|---|---|---|--------------|--------|
| | | Poss | R | P | X | T | 3 Down | 4 Down |
| Tennessee Titans | 0 | 8:02 | 1 | 1 | 1 | 3 | 1/3 | 0/0 |
| Miami Dolphins | 10 | 6:58 | 0 | 1 | 0 | 1 | 1/4 | 0/0 |

Play By Play

Second Quarter

10/8/2017

Tennessee Titans continued.

- 2-7-TEN 17 (15:00) (Shotgun) M.Cassel pass short right to J.Smith pushed ob at TEN 26 for 9 yards (C.Wake). P4
- 1-10-TEN 26 (14:48) D.Murray left tackle to TEN 33 for 7 yards (C.Wake; R.Mauluga).
- 2-3-TEN 33 (14:08) (Shotgun) PENALTY on TEN-T.Lewan, False Start, 5 yards, enforced at TEN 33 - No Play.
- 2-8-TEN 28 (13:48) (Shotgun) D.Murray left guard to TEN 29 for 1 yard (K.Alonso).
- 3-7-TEN 29 (12:58) (Shotgun) M.Cassel pass incomplete short right to D.Walker (K.Alonso).
- 4-7-TEN 29 (12:50) (Punt formation) B.Kern punts 58 yards to MIA 13, Center-B.Brinkley, fair catch by J.Grant.

Miami Dolphins at 12:42

- 1-10-MIA 13 (12:42) J.Ajayi right tackle to MIA 22 for 9 yards (W.Woodyard).
- 2-1-MIA 22 (12:11) (Shotgun) J.Ajayi up the middle to MIA 28 for 6 yards (A.Jackson). FUMBLES (A.Jackson), RECOVERED by TEN-K.Byard at MIA 30. K.Byard to MIA 24 for 6 yards (J.James).

Tennessee Titans at 11:52

- 1-10-MIA 24 (11:52) M.Cassel pass short right to J.Smith to MIA 24 for no gain (L.Timmons).
- 2-10-MIA 24 (11:10) D.Henry left guard to MIA 29 for -5 yards (R.Jones).
- 3-15-MIA 29 (10:22) (Shotgun) M.Cassel pass short middle to D.Walker to MIA 27 for 2 yards (L.Timmons) [C.Wake].
- 4-13-MIA 27 (9:42) (Field Goal formation) R.Succop 45 yard field goal is GOOD, Center-B.Brinkley, Holder-B.Kern.

TEN 3 MIA 10, 4 plays, -3 yards, 2:15 drive, 5:23 elapsed

R.Succop kicks 67 yards from TEN 35 to MIA -2. J.Grant to MIA 23 for 25 yards (L.Sims).

Miami Dolphins at 9:37, (1st play from scrimmage 9:31)

- 1-10-MIA 23 (9:31) D.Williams right guard to MIA 32 for 9 yards (K.Byard; C.Riley).
- 2-1-MIA 32 (9:02) D.Williams up the middle to MIA 35 for 3 yards (A.Williamson; D.Searcy). R2
- 1-10-MIA 35 (8:24) Direct snap to M.Gray. M.Gray pass incomplete short left to J.Landry.
- 2-10-MIA 35 (8:11) K.Drake left end to MIA 35 for no gain (D.Jones).
- 3-10-MIA 35 (7:34) (Shotgun) J.Cutler pass incomplete short right to D.Williams.
- 4-10-MIA 35 (7:24) (Punt formation) M.Haack punts 59 yards to TEN 6, Center-J.Denney, downed by MIA-M.Thomas.

Tennessee Titans at 7:11

- 1-10-TEN 6 (7:11) M.Cassel pass short left to P.Supernaw to TEN 11 for 5 yards (R.Mauluga).
- 2-5-TEN 11 (6:36) D.Murray left tackle to TEN 11 for no gain (W.Hayes).
- 3-5-TEN 11 (5:49) (Shotgun) M.Cassel pass incomplete short left to D.Murray (C.Harris).
- 4-5-TEN 11 (5:42) (Punt formation) B.Kern punts 49 yards to MIA 40, Center-B.Brinkley. J.Landry ran ob at MIA 45 for 5 yards.
- PENALTY on TEN-T.Smith, Unsportsmanlike Conduct, 15 yards, enforced at MIA 45.

Miami Dolphins at 5:34

- 1-10-TEN 40 (5:34) (Shotgun) J.Cutler pass short left intended for A.Fasano INTERCEPTED by T.Smith (W.Woodyard) at TEN 27. T.Smith to TEN 41 for 14 yards (J.Landry).

Tennessee Titans at 5:20

- 1-10-TEN 41 (5:20) M.Cassel sacked at TEN 36 for -5 yards (A.Branch).
- 2-15-TEN 36 (4:33) (Shotgun) PENALTY on TEN-M.Cassel, Delay of Game, 5 yards, enforced at TEN 36 - No Play.
- 2-20-TEN 31 (4:20) (Shotgun) M.Cassel pass short right to D.Murray to TEN 31 for no gain (L.Timmons).
- 3-20-TEN 31 (3:40) (Shotgun) M.Cassel sacked at TEN 31 for 0 yards (A.Branch).
- 4-20-TEN 31 (2:58) (Punt formation) B.Kern punts 48 yards to MIA 21, Center-B.Brinkley. J.Landry to MIA 21 for no gain (B.Trawick).

Miami Dolphins at 2:43

- 1-10-MIA 21 (2:43) J.Ajayi left tackle to MIA 25 for 4 yards (A.Johnson).

Two-Minute Warning

- 2-6-MIA 25 (2:00) (Shotgun) J.Ajayi right guard to MIA 26 for 1 yard (D.Jones).
- Timeout #1 by TEN at 01:56.
- 3-5-MIA 26 (1:56) J.Cutler pass incomplete short left to J.Landry (D.Searcy).
- 4-5-MIA 26 (1:50) (Punt formation) M.Haack punts 43 yards to TEN 31, Center-J.Denney, out of bounds.

Tennessee Titans at 1:40

- 1-10-TEN 31 (1:40) (Shotgun) M.Cassel pass incomplete short left to E.Decker (X.Howard).
- 2-10-TEN 31 (1:07) (Shotgun) M.Cassel pass short right to D.Walker to TEN 42 for 11 yards (K.Alonso; N.Allen). P5
- 1-10-TEN 42 (:54) (No Huddle, Shotgun) M.Cassel pass short right to R.Matthews to TEN 48 for 6 yards (L.Timmons).
- 2-4-TEN 48 (:48) (No Huddle, Shotgun) M.Cassel pass incomplete deep right to R.Matthews (C.Tankersley).

Tennessee Titans vs Miami Dolphins at Hard Rock Stadium

- 3-4-TEN 48 (:40) (Shotgun) M.Cassel pass short left to J.Smith to MIA 49 for 3 yards (K.Alonso).
Timeout #2 by TEN at 00:32.
Timeout #2 by MIA at 00:32.
- 4-1-MIA 49 (:32) (Pass formation) J.Conklin reported in as eligible. PENALTY on TEN-M.Cassel, Delay of Game, 5 yards, enforced at MIA 49 - No Play.
- 4-6-TEN 46 (:32) (Punt formation) B.Kern punts 41 yards to MIA 13, Center-B.Brinkley. J.Grant to MIA 14 for 1 yard (T.Smith).

Miami Dolphins at 0:23

- 1-10-MIA 14 (:23) J.Cutler kneels to MIA 13 for -1 yards.

| END OF QUARTER | Score | Time Poss | First Downs | | | | Efficiencies | |
|------------------|-------|--------------|-------------|---|---|---|--------------|--------|
| | | | R | P | X | T | 3 Down | 4 Down |
| Tennessee Titans | 3 | 10:04 | 0 | 2 | 0 | 2 | 0/5 | 0/0 |
| Miami Dolphins | 10 | 4:56 | 1 | 0 | 0 | 1 | 0/2 | 0/0 |

Play By Play

Third Quarter

10/8/2017

MIA elects to Receive, and TEN elects to defend the goal.

R.Succop kicks 64 yards from TEN 35 to MIA 1. J.Grant to MIA 20 for 19 yards (D.Fluellen; N.Palmer).

Miami Dolphins at 15:00, (1st play from scrimmage 14:55)

- 1-10-MIA 20 (14:55) J.Ajayi right end pushed ob at MIA 18 for -2 yards (J.Casey).
- 2-12-MIA 18 (13:58) (Shotgun) PENALTY on MIA-J.James, False Start, 5 yards, enforced at MIA 18 - No Play.
- 2-17-MIA 13 (13:29) J.Ajayi right guard to MIA 13 for no gain (A.Williamson; E.Walden).
- 3-17-MIA 13 (12:52) (Shotgun) J.Cutler pass short left to J.Grant to MIA 12 for -1 yards (L.Ryan).
- 4-18-MIA 12 (12:13) (Punt formation) M.Haack punts 57 yards to TEN 31, Center-J.Denney, fair catch by A.Jackson.

Tennessee Titans at 11:59

- 1-10-TEN 31 (11:59) (Shotgun) M.Cassel pass short middle to E.Decker to TEN 45 for 14 yards (R.Jones) P6
- 1-10-TEN 45 (11:22) D.Murray up the middle to TEN 45 for no gain (K.Alonso).
- 2-10-TEN 45 (10:43) (Shotgun) M.Cassel pass incomplete short left to T.Taylor.
- 3-10-TEN 45 (10:35) (Shotgun) M.Cassel pass short right to R.Matthews to MIA 38 for 17 yards (N.Allen) P7
- 1-10-MIA 38 (9:52) M.Cassel pass short left to E.Decker to MIA 31 for 7 yards (X.Howard).
- 2-3-MIA 31 (9:14) M.Cassel pass short left to E.Decker to MIA 24 for 7 yards (X.Howard) P8
- 1-10-MIA 24 (8:48) D.Murray right end to MIA 11 for 13 yards (V.Taylor) R9
- 1-10-MIA 11 (8:10) D.Murray left end to MIA 2 for 9 yards (R.Mauluga; V.Taylor).
- PENALTY on MIA-R.Mauluga, Illegal Use of Hands, 1 yard, enforced at MIA 2. X10
- 1-1-MIA 1 (8:00) PENALTY on TEN-P.Supernaw, False Start, 5 yards, enforced at MIA 1 - No Play.
- 1-6-MIA 6 (7:37) PENALTY on TEN-P.Supernaw, False Start, 5 yards, enforced at MIA 6 - No Play.
- 1-11-MIA 11 (7:31) M.Cassel pass short left to P.Supernaw for 11 yards, TOUCHDOWN. P11
- R.Succop extra point is GOOD, Center-B.Brinkley, Holder-B.Kern.

| |
|---|
| TEN 10 MIA 10, 9 plays, 69 yards, 1 penalty, 4:42 drive, 7:43 elapsed |
|---|

R.Succop kicks 65 yards from TEN 35 to end zone, Touchback.

Miami Dolphins at 7:17

- 1-10-MIA 25 (7:17) J.Cutler pass short right to J.Landry to MIA 38 for 13 yards (D.Searcy) P3
- 1-10-MIA 38 (6:43) J.Cutler pass incomplete short right to M.Gray.
- 2-10-MIA 38 (6:33) J.Cutler scrambles left end ran ob at MIA 47 for 9 yards (L.Ryan).
- Timeout #1 by MIA at 06:00.
- 3-1-MIA 47 (6:00) J.Cutler pass incomplete deep right to J.Thomas.
- 4-1-MIA 47 (5:54) (Punt formation) PENALTY on MIA-M.Haack, Delay of Game, 5 yards, enforced at MIA 47 - No Play.
- 4-6-MIA 42 (5:54) (Punt formation) M.Haack punts 49 yards to TEN 9, Center-J.Denney, downed by MIA-W.Aikens.

Tennessee Titans at 5:42

- 1-10-TEN 9 (5:42) D.Murray left end to TEN 10 for 1 yard (W.Hayes).
- 2-9-TEN 10 (5:02) (Shotgun) D.Murray up the middle to TEN 10 for no gain (W.Hayes).
- 3-9-TEN 10 (4:26) (Shotgun) M.Cassel sacked at TEN 1 for -9 yards (sack split by C.Wake and R.Jones).
- 4-18-TEN 1 (3:42) (Punt formation) B.Kern punts 71 yards to MIA 28, Center-B.Brinkley. J.Landry to MIA 41 for 13 yards (D.Bates).

Miami Dolphins at 3:23

- 1-10-MIA 41 (3:23) J.Cutler pass incomplete short right to J.Landry.
- 2-10-MIA 41 (3:18) J.Ajayi up the middle to 50 for 9 yards (A.Williamson).
- 3-1-50 (2:44) J.Ajayi right guard to TEN 47 for 3 yards (J.Casey) R4
- 1-10-TEN 47 (2:16) J.Cutler pass incomplete short left to J.Landry.
- 2-10-TEN 47 (1:56) (Shotgun) J.Cutler pass incomplete short right to J.Thomas (W.Woodyard).
- 3-10-TEN 47 (1:52) (Shotgun) J.Cutler pass incomplete short left to K.Stills.
- 4-10-TEN 47 (1:46) (Punt formation) M.Haack punts 40 yards to TEN 7, Center-J.Denney, downed by MIA-M.Thomas.

Tennessee Titans at 1:36

- 1-10-TEN 7 (1:36) D.Henry up the middle to TEN 9 for 2 yards (R.Mauluga).
- 2-8-TEN 9 (:57) (Shotgun) M.Cassel pass incomplete short left to D.Walker.
- 3-8-TEN 9 (:46) (Shotgun) M.Cassel pass incomplete short right to R.Matthews (L.Timmons).
- 4-8-TEN 9 (:40) (Punt formation) B.Kern punts 63 yards to MIA 28, Center-B.Brinkley. J.Grant pushed ob at MIA 42 for 14 yards (E.Weems).

Tennessee Titans vs Miami Dolphins at Hard Rock Stadium

Miami Dolphins at 0:29

1-10-MIA 42 (:29) J.Ajayi left tackle to TEN 47 for 11 yards (A.Williamson; D.Searcy).

R5

END OF QUARTER

| | Score | Time | First Downs | | | | Efficiencies | |
|------------------|-------|------|-------------|---|---|---|--------------|--------|
| | | Poss | R | P | X | T | 3 Down | 4 Down |
| Tennessee Titans | 10 | 8:08 | 1 | 4 | 1 | 6 | 1/3 | 0/0 |
| Miami Dolphins | 10 | 6:52 | 2 | 1 | 0 | 3 | 1/4 | 0/0 |

Play By Play

Fourth Quarter

10/8/2017

Miami Dolphins continued.

| | | |
|--------------------|--|----|
| <u>1-10-TEN 47</u> | (15:00) J.Ajayi right guard to TEN 39 for 8 yards (A.Williamson). | |
| 2-2-TEN 39 | (14:26) J.Ajayi up the middle to TEN 37 for 2 yards (D.Searcy; W.Woodyard). | R6 |
| <u>1-10-TEN 37</u> | (14:03) J.Cutler pass short middle to J.Landry to TEN 20 for 17 yards (K.Byard). | P7 |
| <u>1-10-TEN 20</u> | (13:19) J.Ajayi up the middle to TEN 18 for 2 yards (A.Williamson). | |
| 2-8-TEN 18 | (12:50) J.Ajayi right tackle to TEN 20 for -2 yards (L.Ryan; D.Morgan). | |
| 3-10-TEN 20 | (12:01) (Shotgun) J.Cutler pass short middle to J.Thomas to TEN 5 for 15 yards (C.Riley). | P8 |
| <u>1-5-TEN 5</u> | (11:18) (Shotgun) J.Ajayi right guard to TEN 6 for -1 yards (K.Byard). TEN-W.Woodyard was injured during the play. His return is Questionable. | |
| 2-6-TEN 6 | (10:42) (Shotgun) J.Cutler pass incomplete short right to J.Thomas. | |
| 3-6-TEN 6 | (10:38) (Shotgun) J.Cutler pass short left to J.Landry for 6 yards, TOUCHDOWN. | P9 |
| | C.Parkey extra point is No Good, Wide Right, Center-J.Denney, Holder-M.Haack. | |

TEN 10 MIA 16, 10 plays, 58 yards, 4:56 drive, 4:27 elapsed

C.Parkey kicks 57 yards from MIA 35 to TEN 8. E.Weems to TEN 26 for 18 yards (M.Hull).

PENALTY on TEN-J.Smith, Offensive Holding, 10 yards, enforced at TEN 26.

Tennessee Titans at 10:33, (1st play from scrimmage 10:27)

| | | |
|-------------|--|--|
| 1-10-TEN 16 | (10:27) M.Cassel pass incomplete short left to J.Fowler [C.Wake]. | |
| 2-10-TEN 16 | (10:18) M.Cassel pass short right to J.Smith to TEN 17 for 1 yard (L.Timmons). | |
| 3-9-TEN 17 | (9:42) (Shotgun) M.Cassel pass incomplete deep middle to E.Decker. | |
| 4-9-TEN 17 | (9:27) (Pass formation) B.Kern punts 64 yards to MIA 19, Center-B.Brinkley. J.Landry to MIA 29 for 10 yards (T.Smith). | |

Miami Dolphins at 9:15

| | | |
|--------------------|---|-----|
| 1-10-MIA 29 | (9:15) J.Ajayi left end to MIA 31 for 2 yards (B.Orakpo). | |
| 2-8-MIA 31 | (8:31) J.Cutler pass short left to J.Landry to MIA 39 for 8 yards (A.Williamson). | P10 |
| <u>1-10-MIA 39</u> | (8:00) J.Cutler pass short left to K.Stills to TEN 48 for 13 yards (D.Searcy). | P11 |
| <u>1-10-TEN 48</u> | (7:08) J.Cutler pass incomplete deep left to J.Landry. | |
| 2-10-TEN 48 | (7:00) J.Ajayi left guard to TEN 49 for -1 yards (D.Jones; E.Walden). | |
| 3-11-TEN 49 | (6:23) (Shotgun) J.Cutler sacked at MIA 37 for -14 yards (J.Casey). | |
| 4-25-MIA 37 | (5:51) (Punt formation) M.Haack punts 50 yards to TEN 13, Center-J.Denney. A.Jackson pushed ob at TEN 15 for 2 yards (K.Drake). | |
| | Penalty on TEN-E.Weems, Running Into the Kicker, declined. | |

Tennessee Titans at 5:15

| | | |
|--------------------|--|-----|
| 1-10-TEN 15 | (5:15) M.Cassel pass short left to R.Matthews to TEN 26 for 11 yards (N.Allen; R.Mauluga). | P12 |
| <u>1-10-TEN 26</u> | (4:46) D.Murray right end pushed ob at TEN 38 for 12 yards (R.Jones). | R13 |
| <u>1-10-TEN 38</u> | (4:29) M.Cassel pass incomplete deep left to R.Matthews. | |
| 2-10-TEN 38 | (4:22) D.Henry right end to TEN 39 for 1 yard (L.Timmons). | |
| 3-9-TEN 39 | (3:42) (Shotgun) M.Cassel sacked at TEN 31 for -8 yards (C.Harris). | |
| 4-17-TEN 31 | (3:00) (Punt formation) B.Kern punts 47 yards to MIA 22, Center-B.Brinkley, out of bounds. | |

Miami Dolphins at 2:51

| | | |
|--------------------|--|-----|
| 1-10-MIA 22 | (2:51) J.Ajayi right guard to MIA 25 for 3 yards (B.Orakpo). | |
| | Timeout #1 by TEN at 02:43. | |
| 2-7-MIA 25 | (2:43) J.Ajayi left end to MIA 25 for no gain (B.Orakpo). | |
| | Timeout #2 by TEN at 02:39. | |
| 3-7-MIA 25 | (2:39) J.Ajayi right guard to MIA 33 for 8 yards (W.Woodyard). | R12 |
| | Timeout #3 by TEN at 02:06. | |
| <u>1-10-MIA 33</u> | (2:06) J.Ajayi right guard to MIA 38 for 5 yards (D.Morgan). | |

Two-Minute Warning

| | | |
|------------|--|--|
| 2-5-MIA 38 | (2:00) J.Ajayi up the middle to MIA 40 for 2 yards (D.Jones; J.Casey). | |
| 3-3-MIA 40 | (1:16) J.Ajayi left tackle to MIA 41 for 1 yard (D.Jones). | |
| | Timeout #2 by MIA at 00:29. | |
| 4-2-MIA 41 | (:29) (Punt formation) M.Haack punts 45 yards to TEN 14, Center-J.Denney, out of bounds. | |
| | PENALTY on TEN-E.Weems, Offensive Holding, 7 yards, enforced at TEN 14. | |

Tennessee Titans at 0:19

Tennessee Titans vs Miami Dolphins at Hard Rock Stadium

| | | | | | | | | | |
|------------------|--|-----------|-------------|---|---|---|--------------|--------|-----|
| 1-10-TEN 7 | (:19) (Shotgun) M.Cassel pass short left to D.Murray ran ob at TEN 14 for 7 yards. | | | | | | | | P14 |
| 2-3-TEN 14 | (:13) (Shotgun) M.Cassel pass short middle to D.Walker to TEN 26 for 12 yards (L.Timmons). | | | | | | | | |
| END OF QUARTER | | | | | | | | | |
| | Score | Time Poss | First Downs | | | | Efficiencies | | |
| | | | R | P | X | T | 3 Down | 4 Down | |
| Tennessee Titans | 10 | 4:01 | 1 | 2 | 0 | 3 | 0/2 | 0/0 | |
| Miami Dolphins | 16 | 10:59 | 2 | 5 | 0 | 7 | 3/5 | 0/0 | |

Tennessee Titans vs Miami Dolphins
10/8/2017 at Hard Rock Stadium

Final Defensive Statistics

| Tennessee Titans | | Regular Defensive Plays | | | | | | | | | | | Special Teams | | | | | Misc | | | |
|------------------|-----------|-------------------------|-----------|----------|-----------|----------|----------|----------|----------|----------|----------|--|---------------|----------|----------|----------|----------|----------|----------|----------|----------|
| | TKL | AST | COMB | SK | / YDS | TFL | Q | IN | PD | FF | FR | | TKL | AST | FF | FR | BL | TKL | AST | FF | FR |
| A.Williamson | 4 | 3 | 7 | 0 | 0 | 0 | 0 | 0 | 0 | 0 | 0 | | 0 | 0 | 0 | 0 | 0 | 0 | 0 | 0 | 0 |
| J.Casey | 4 | 1 | 5 | 1 | 14 | 2 | 2 | 0 | 0 | 0 | 0 | | 0 | 0 | 0 | 0 | 0 | 0 | 0 | 0 | 0 |
| W.Woodyard | 4 | 1 | 5 | 0 | 0 | 0 | 0 | 0 | 2 | 0 | 0 | | 0 | 0 | 0 | 0 | 0 | 0 | 0 | 0 | 0 |
| K.Byard | 4 | 1 | 5 | 0 | 0 | 1 | 0 | 0 | 0 | 0 | 1 | | 0 | 0 | 0 | 0 | 0 | 0 | 0 | 0 | 0 |
| D.Jones | 3 | 2 | 5 | 0 | 0 | 0 | 0 | 0 | 0 | 0 | 0 | | 0 | 0 | 0 | 0 | 0 | 0 | 0 | 0 | 0 |
| D.Searcy | 2 | 3 | 5 | 0 | 0 | 0 | 0 | 0 | 1 | 0 | 0 | | 0 | 0 | 0 | 0 | 0 | 0 | 0 | 0 | 0 |
| B.Orakpo | 3 | 0 | 3 | 0 | 0 | 0 | 0 | 0 | 0 | 0 | 0 | | 0 | 0 | 0 | 0 | 0 | 0 | 0 | 0 | 0 |
| L.Ryan | 2 | 1 | 3 | 0 | 0 | 1 | 0 | 0 | 0 | 0 | 0 | | 0 | 0 | 0 | 0 | 0 | 0 | 0 | 0 | 0 |
| A.Jackson | 2 | 0 | 2 | 0 | 0 | 0 | 0 | 0 | 1 | 1 | 0 | | 0 | 0 | 0 | 0 | 0 | 0 | 0 | 0 | 0 |
| C.Riley | 1 | 1 | 2 | 0 | 0 | 0 | 0 | 0 | 0 | 0 | 0 | | 0 | 0 | 0 | 0 | 0 | 0 | 0 | 0 | 0 |
| D.Morgan | 1 | 1 | 2 | 0 | 0 | 0 | 0 | 0 | 0 | 0 | 0 | | 0 | 0 | 0 | 0 | 0 | 0 | 0 | 0 | 0 |
| E.Walden | 0 | 2 | 2 | 0 | 0 | 0 | 1 | 0 | 0 | 0 | 0 | | 0 | 0 | 0 | 0 | 0 | 0 | 0 | 0 | 0 |
| L.Sims | 1 | 0 | 1 | 0 | 0 | 0 | 0 | 0 | 0 | 0 | 0 | | 1 | 0 | 0 | 0 | 0 | 0 | 0 | 0 | 0 |
| J.Brown | 1 | 0 | 1 | 0 | 0 | 0 | 0 | 0 | 0 | 0 | 0 | | 0 | 0 | 0 | 0 | 0 | 0 | 0 | 0 | 0 |
| S.Williams | 1 | 0 | 1 | 0 | 0 | 0 | 0 | 0 | 0 | 0 | 0 | | 0 | 0 | 0 | 0 | 0 | 0 | 0 | 0 | 0 |
| A.Johnson | 1 | 0 | 1 | 0 | 0 | 0 | 0 | 0 | 0 | 0 | 0 | | 0 | 0 | 0 | 0 | 0 | 0 | 0 | 0 | 0 |
| T.Smith | 0 | 0 | 0 | 0 | 0 | 0 | 0 | 1 | 1 | 0 | 0 | | 2 | 0 | 0 | 0 | 0 | 0 | 0 | 0 | 0 |
| D.Bates | 0 | 0 | 0 | 0 | 0 | 0 | 0 | 0 | 0 | 0 | 0 | | 2 | 0 | 0 | 0 | 0 | 0 | 0 | 0 | 0 |
| B.Trawick | 0 | 0 | 0 | 0 | 0 | 0 | 0 | 0 | 0 | 0 | 0 | | 1 | 0 | 0 | 0 | 0 | 0 | 0 | 0 | 0 |
| E.Weems | 0 | 0 | 0 | 0 | 0 | 0 | 0 | 0 | 0 | 0 | 0 | | 1 | 0 | 0 | 0 | 0 | 0 | 0 | 0 | 0 |
| D.Fluellen | 0 | 0 | 0 | 0 | 0 | 0 | 0 | 0 | 0 | 0 | 0 | | 0 | 1 | 0 | 0 | 0 | 0 | 0 | 0 | 0 |
| N.Palmer | 0 | 0 | 0 | 0 | 0 | 0 | 0 | 0 | 0 | 0 | 0 | | 0 | 1 | 0 | 0 | 0 | 0 | 0 | 0 | 0 |
| T.Taylor | 0 | 0 | 0 | 0 | 0 | 0 | 0 | 0 | 0 | 0 | 0 | | 0 | 0 | 0 | 0 | 0 | 1 | 0 | 0 | 0 |
| Total | 34 | 16 | 50 | 1 | 14 | 4 | 3 | 1 | 5 | 1 | 1 | | 7 | 2 | 0 | 0 | 0 | 1 | 0 | 0 | 0 |

TKL = Tackle AST = Assist COMB = Combined QH=QB Hit IN = Interception PD = Pass Defense FF = Forced Fumble FR = Fumble Recovery

| Miami Dolphins | | Regular Defensive Plays | | | | | | | | | | | Special Teams | | | | | Misc | | | |
|----------------|-----------|-------------------------|-----------|----------|-----------|----------|-----------|----------|----------|----------|----------|--|---------------|----------|----------|----------|----------|----------|----------|----------|----------|
| | TKL | AST | COMB | SK | / YDS | TFL | QH | IN | PD | FF | FR | | TKL | AST | FF | FR | BL | TKL | AST | FF | FR |
| L.Timmons | 7 | 0 | 7 | 0 | 0 | 0 | 0 | 0 | 1 | 0 | 0 | | 0 | 0 | 0 | 0 | 0 | 0 | 0 | 0 | 0 |
| K.Alonso | 6 | 1 | 7 | 1 | 0 | 1 | 1 | 0 | 1 | 1 | 0 | | 0 | 0 | 0 | 0 | 0 | 0 | 0 | 0 | 0 |
| R.Jones | 6 | 1 | 7 | 0.5 | 4.5 | 1 | 1 | 0 | 0 | 0 | 2 | | 0 | 0 | 0 | 0 | 0 | 0 | 0 | 0 | 0 |
| R.Mauluga | 2 | 3 | 5 | 0 | 0 | 0 | 0 | 0 | 0 | 0 | 0 | | 0 | 0 | 0 | 0 | 0 | 0 | 0 | 0 | 0 |
| C.Wake | 2 | 2 | 4 | 0.5 | 4.5 | 0 | 4 | 0 | 0 | 0 | 0 | | 0 | 0 | 0 | 0 | 0 | 0 | 0 | 0 | 0 |
| X.Howard | 3 | 0 | 3 | 0 | 0 | 0 | 0 | 0 | 1 | 0 | 0 | | 0 | 0 | 0 | 0 | 0 | 0 | 0 | 0 | 0 |
| W.Hayes | 3 | 0 | 3 | 0 | 0 | 0 | 0 | 0 | 0 | 0 | 0 | | 0 | 0 | 0 | 0 | 0 | 0 | 0 | 0 | 0 |
| N.Allen | 1 | 2 | 3 | 0 | 0 | 0 | 0 | 0 | 0 | 0 | 0 | | 0 | 0 | 0 | 0 | 0 | 0 | 0 | 0 | 0 |
| A.Branch | 2 | 0 | 2 | 2 | 5 | 1 | 2 | 0 | 0 | 0 | 0 | | 0 | 0 | 0 | 0 | 0 | 0 | 0 | 0 | 0 |
| C.Tankersley | 2 | 0 | 2 | 0 | 0 | 0 | 0 | 0 | 1 | 0 | 0 | | 0 | 0 | 0 | 0 | 0 | 0 | 0 | 0 | 0 |
| D.Godchaux | 2 | 0 | 2 | 0 | 0 | 0 | 0 | 0 | 0 | 1 | 0 | | 0 | 0 | 0 | 0 | 0 | 0 | 0 | 0 | 0 |
| V.Taylor | 1 | 1 | 2 | 0 | 0 | 0 | 0 | 0 | 0 | 0 | 0 | | 0 | 0 | 0 | 0 | 0 | 0 | 0 | 0 | 0 |
| C.Harris | 1 | 0 | 1 | 1 | 8 | 1 | 2 | 0 | 1 | 0 | 0 | | 0 | 0 | 0 | 0 | 0 | 0 | 0 | 0 | 0 |
| N.Suh | 1 | 0 | 1 | 1 | 0 | 0 | 1 | 0 | 0 | 0 | 0 | | 0 | 0 | 0 | 0 | 0 | 0 | 0 | 0 | 0 |
| B.McCain | 1 | 0 | 1 | 0 | 0 | 0 | 0 | 0 | 0 | 0 | 0 | | 0 | 0 | 0 | 0 | 0 | 0 | 0 | 0 | 0 |
| T.Fede | 0 | 0 | 0 | 0 | 0 | 0 | 0 | 0 | 0 | 0 | 0 | | 1 | 0 | 0 | 0 | 0 | 0 | 0 | 0 | 0 |
| S.Perry | 0 | 0 | 0 | 0 | 0 | 0 | 0 | 0 | 0 | 0 | 0 | | 1 | 0 | 0 | 0 | 0 | 0 | 0 | 0 | 0 |
| M.Hull | 0 | 0 | 0 | 0 | 0 | 0 | 0 | 0 | 0 | 0 | 0 | | 1 | 0 | 0 | 0 | 0 | 0 | 0 | 0 | 0 |
| K.Drake | 0 | 0 | 0 | 0 | 0 | 0 | 0 | 0 | 0 | 0 | 0 | | 1 | 0 | 0 | 0 | 0 | 0 | 0 | 0 | 0 |
| J.James | 0 | 0 | 0 | 0 | 0 | 0 | 0 | 0 | 0 | 0 | 0 | | 0 | 0 | 0 | 0 | 0 | 1 | 0 | 0 | 0 |
| J.Landry | 0 | 0 | 0 | 0 | 0 | 0 | 0 | 0 | 0 | 0 | 0 | | 0 | 0 | 0 | 0 | 0 | 1 | 0 | 0 | 0 |
| Total | 40 | 10 | 50 | 6 | 22 | 4 | 11 | 0 | 5 | 2 | 2 | | 4 | 0 | 0 | 0 | 0 | 2 | 0 | 0 | 0 |

Tennessee Titans vs Miami Dolphins
10/8/2017 at Hard Rock Stadium

Ball Possession And Drive Chart

Tennessee Titans

| # | Time Recd | Time Lost | Time Poss | How Ball Obtained | Drive Began | # Play | Yds Gain | Yds Pen | Net Yds | 1st Down | Last Scrm | How Given Up |
|----|-----------|-----------|-----------|-------------------|-------------|--------|----------|---------|---------|----------|-----------|--------------|
| 1 | 15:00 | 13:12 | 1:48 | Kickoff | TEN 25 | 3 | 5 | 0 | 5 | 0 | TEN 30 | Punt |
| 2 | 11:05 | 6:16 | 4:49 | Punt | TEN 35 | 6 | 24 | -10 | 14 | 1 | TEN 49 | Punt |
| 3 | 4:34 | 4:02 | 0:32 | Punt | TEN 39 | 2 | 3 | 0 | 3 | 0 | TEN 36 | Fumble |
| 4 | 0:53 | 0:06 | 0:47 | Kickoff | TEN 25 | 3 | 11 | -5 | 6 | 2 | TEN 31 | Fumble |
| 5 | 0:06 | 12:42 | 2:24 | Kickoff | TEN 14 | 5 | 20 | -5 | 15 | 1 | TEN 29 | Punt |
| 6 | 11:52 | 9:37 | 2:15 | Fumble | MIA 24 | 4 | -3 | 0 | -3 | 0 | MIA 27 | Field Goal |
| 7 | 7:11 | 5:34 | 1:37 | Punt | TEN 6 | 3 | 5 | 0 | 5 | 0 | TEN 11 | Punt |
| 8 | 5:20 | 2:43 | 2:37 | Interception | TEN 41 | 3 | -5 | -5 | -10 | 0 | TEN 31 | Punt |
| 9 | 1:40 | 0:23 | 1:17 | Punt | TEN 31 | 5 | 20 | -5 | 15 | 1 | TEN 46 | Punt |
| 10 | 11:59 | 7:17 | 4:42 | Punt | TEN 31 | 9 | 78 | -9 | 69 | 6 | * MIA 11 | Touchdown |
| 11 | 5:42 | 3:23 | 2:19 | Punt | TEN 9 | 3 | -8 | 0 | -8 | 0 | TEN 1 | Punt |
| 12 | 1:36 | 0:29 | 1:07 | Punt | TEN 7 | 3 | 2 | 0 | 2 | 0 | TEN 9 | Punt |
| 13 | 10:33 | 9:15 | 1:18 | Kickoff | TEN 16 | 3 | 1 | 0 | 1 | 0 | TEN 17 | Punt |
| 14 | 5:15 | 2:51 | 2:24 | Punt | TEN 15 | 5 | 16 | 0 | 16 | 2 | TEN 31 | Punt |
| 15 | 0:19 | 0:00 | 0:19 | Punt | TEN 7 | 2 | 19 | 0 | 19 | 1 | TEN 14 | End of Game |

(377) Average TEN 25

Miami Dolphins

| # | Time Recd | Time Lost | Time Poss | How Ball Obtained | Drive Began | # Play | Yds Gain | Yds Pen | Net Yds | 1st Down | Last Scrm | How Given Up |
|----|-----------|-----------|-----------|-------------------|-------------|--------|----------|---------|---------|----------|-----------|--------------|
| 1 | 13:12 | 11:05 | 2:07 | Punt | MIA 7 | 3 | 8 | 0 | 8 | 0 | MIA 15 | Punt |
| 2 | 6:16 | 4:34 | 1:42 | Punt | MIA 3 | 3 | 4 | 0 | 4 | 0 | MIA 7 | Punt |
| 3 | 4:02 | 0:53 | 3:09 | Fumble | TEN 42 | 7 | 19 | 0 | 19 | 1 | TEN 23 | Field Goal |
| 4 | 12:42 | 11:52 | 0:50 | Punt | MIA 13 | 2 | 15 | 0 | 15 | 0 | MIA 22 | Fumble |
| 5 | 9:37 | 7:11 | 2:26 | Kickoff | MIA 23 | 5 | 12 | 0 | 12 | 1 | MIA 35 | Punt |
| 6 | 5:34 | 5:20 | 0:14 | Punt | TEN 40 | 1 | 0 | 0 | 0 | 0 | TEN 40 | Interception |
| 7 | 2:43 | 1:40 | 1:03 | Punt | MIA 21 | 3 | 5 | 0 | 5 | 0 | MIA 26 | Punt |
| 8 | 0:23 | 0:00 | 0:23 | Punt | MIA 14 | 1 | -1 | 0 | -1 | 0 | MIA 14 | End of Half |
| 9 | 15:00 | 11:59 | 3:01 | Kickoff | MIA 20 | 3 | -3 | -5 | -8 | 0 | MIA 12 | Punt |
| 10 | 7:17 | 5:42 | 1:35 | Kickoff | MIA 25 | 4 | 22 | -5 | 17 | 1 | MIA 42 | Punt |
| 11 | 3:23 | 1:36 | 1:47 | Punt | MIA 41 | 6 | 12 | 0 | 12 | 1 | TEN 47 | Punt |
| 12 | 0:29 | 10:33 | 4:56 | Punt | MIA 42 | 10 | 58 | 0 | 58 | 5 | * TEN 6 | Touchdown |
| 13 | 9:15 | 5:15 | 4:00 | Punt | MIA 29 | 6 | 8 | 0 | 8 | 2 | MIA 37 | Punt |
| 14 | 2:51 | 0:19 | 2:32 | Punt | MIA 22 | 6 | 19 | 0 | 19 | 1 | MIA 41 | Punt |

(378) Average MIA 27

* inside opponent's 20

Time of Possession by Quarter

| | | 1st | 2nd | 3rd | 4th | OT | Total |
|---------|------------------|------|-------|------|-------|----|-------|
| Visitor | Tennessee Titans | 8:02 | 10:04 | 8:08 | 4:01 | | 30:15 |
| Home | Miami Dolphins | 6:58 | 4:56 | 6:52 | 10:59 | | 29:45 |

Kickoff Drive No.-Start Average

Titans: 4 - TEN 20

Dolphins: 3 - MIA 23

Miscellaneous Statistics Report

Tennessee Titans vs Miami Dolphins
10/8/2017 at Hard Rock Stadium

Ten Longest Plays for Tennessee Titans

| Yards | Qtr | Play Start | Play Description |
|-------|-----|-------------|--|
| 17 | 3 | 3-10-TEN 45 | (10:35) (Shotgun) M.Cassel pass short right to R.Matthews to MIA 38 for 17 yards (N.Allen). |
| 16 | 1 | 1-10-TEN 25 | (:53) D.Henry left tackle to TEN 36 for 11 yards (R.Jones). PENALTY on MIA-D.Godchaux, Defensive Holding, 5 yards, enforced at TEN 36. |
| 14 | 3 | 1-10-TEN 31 | (11:59) (Shotgun) M.Cassel pass short middle to E.Decker to TEN 45 for 14 yards (R.Jones). |
| 13 | 3 | 1-10-MIA 24 | (8:48) D.Murray right end to MIA 11 for 13 yards (V.Taylor). |
| 12 | 4 | 1-10-TEN 26 | (4:46) D.Murray right end pushed ob at TEN 38 for 12 yards (R.Jones). |
| 12 | 4 | 2-3-TEN 14 | (:13) (Shotgun) M.Cassel pass short middle to D.Walker to TEN 26 for 12 yards (L.Timmons). |
| 11 | 2 | 2-10-TEN 31 | (1:07) (Shotgun) M.Cassel pass short right to D.Walker to TEN 42 for 11 yards (K.Alonso; N.Allen). |
| 11 | 3 | 1-11-MIA 11 | (7:31) M.Cassel pass short left to P.Supernaw for 11 yards, TOUCHDOWN. |
| 11 | 4 | 1-10-TEN 15 | (5:15) M.Cassel pass short left to R.Matthews to TEN 26 for 11 yards (N.Allen; R.Mauluga). |
| 10 | 3 | 1-10-MIA 11 | (8:10) D.Murray left end to MIA 2 for 9 yards (R.Mauluga; V.Taylor). PENALTY on MIA-R.Mauluga, Illegal Use of Hands, 1 yard, enforced at MIA 2. |

Ten Longest Plays for Miami Dolphins

| Yards | Qtr | Play Start | Play Description |
|-------|-----|-------------|---|
| 17 | 4 | 1-10-TEN 37 | (14:03) J.Cutler pass short middle to J.Landry to TEN 20 for 17 yards (K.Byard). |
| 15 | 4 | 3-10-TEN 20 | (12:01) (Shotgun) J.Cutler pass short middle to J.Thomas to TEN 5 for 15 yards (C.Riley). |
| 13 | 1 | 3-7-TEN 39 | (2:40) (Shotgun) J.Cutler pass short middle to D.Williams to TEN 26 for 13 yards (K.Byard). |
| 13 | 3 | 1-10-MIA 25 | (7:17) J.Cutler pass short right to J.Landry to MIA 38 for 13 yards (D.Searcy). |
| 13 | 4 | 1-10-MIA 39 | (8:00) J.Cutler pass short left to K.Stills to TEN 48 for 13 yards (D.Searcy). |
| 11 | 3 | 1-10-MIA 42 | (:29) J.Ajayi left tackle to TEN 47 for 11 yards (A.Williamson; D.Searcy). |
| 9 | 2 | 1-10-MIA 13 | (12:42) J.Ajayi right tackle to MIA 22 for 9 yards (W.Woodyard). |
| 9 | 2 | 1-10-MIA 23 | (9:31) D.Williams right guard to MIA 32 for 9 yards (K.Byard; C.Riley). |
| 9 | 3 | 2-10-MIA 38 | (6:33) J.Cutler scrambles left end ran ob at MIA 47 for 9 yards (L.Ryan). |
| 9 | 3 | 2-10-MIA 41 | (3:18) J.Ajayi up the middle to 50 for 9 yards (A.Williamson). |

Touchdown Scoring Information

| | | Offense | Defense | Special Teams |
|----------------|------------------|---------|---------|---------------|
| VISITOR | Tennessee Titans | 1 | 0 | 0 |
| HOME | Miami Dolphins | 1 | 1 | 0 |

Player Scoring Information

| Club | Player | TD | Rush TD | Rec TD | KO TD | Punt TD | Int TD | Fum TD | Misc TD | FG | XP | 2Pt Rush | 2Pt Rec | Sfty | Points |
|------|------------|----|---------|--------|-------|---------|--------|--------|---------|----|----|----------|---------|------|--------|
| TEN | P.Supernaw | 0 | 0 | 1 | 0 | 0 | 0 | 0 | 0 | 0 | 0 | 0 | 0 | 0 | 6 |
| TEN | R.Succop | 0 | 0 | 0 | 0 | 0 | 0 | 0 | 0 | 1 | 1 | 0 | 0 | 0 | 4 |
| MIA | J.Landry | 0 | 0 | 1 | 0 | 0 | 0 | 0 | 0 | 0 | 0 | 0 | 0 | 0 | 6 |
| MIA | C.Parkey | 0 | 0 | 0 | 0 | 0 | 0 | 0 | 0 | 1 | 1 | 0 | 0 | 0 | 4 |

Possession Detail

| | First Half | | Second Half | | Game | |
|-----------------------------|------------|------|-------------|------|---------|-------|
| | Visitor | Home | Visitor | Home | Visitor | Home |
| Largest Lead | 0 | 10 | 0 | 6 | 0 | 10 |
| Drives Leading | 0 | 5 | 0 | 3 | 0 | 8 |
| Time of Possession Leading | 0:00 | 4:56 | 0:00 | 9:33 | 0:00 | 14:29 |
| Largest Deficit | -10 | 0 | -6 | 0 | -10 | 0 |
| Drives Trailing | 6 | 0 | 4 | 0 | 10 | 0 |
| Time of Possession Trailing | 10:57 | 0:00 | 8:43 | 0:00 | 19:40 | 0:00 |
| Times Score Tied Up | | 0 | | 1 | | 1 |
| Lead Changes | | 1 | | 1 | | 2 |

Playtime Percentage

Percent of playtime per player on offense, defense and special teams

| Tennessee Titans | | | | | | | Miami Dolphins | | | | | | | | |
|------------------|----|---------|------|---------|------|---------------|----------------|--------------|----|---------|------|---------|------|---------------|-----|
| | | Offense | | Defense | | Special Teams | | | | Offense | | Defense | | Special Teams | |
| J Conklin | T | 59 | 100% | | | 2 | 6% | J Bushrod | G | 59 | 100% | | | 3 | 10% |
| Q Spain | G | 59 | 100% | | | 2 | 6% | J James | T | 59 | 100% | | | 3 | 10% |
| J Kline | G | 59 | 100% | | | 2 | 6% | A Steen | G | 59 | 100% | | | 3 | 10% |
| M Cassel | QB | 59 | 100% | | | | | L Tunsil | T | 59 | 100% | | | 3 | 10% |
| B Jones | C | 59 | 100% | | | | | M Pouncey | C | 59 | 100% | | | | |
| R Matthews | WR | 50 | 85% | | | | | J Cutler | QB | 58 | 98% | | | | |
| E Decker | WR | 49 | 83% | | | | | K Stills | WR | 51 | 86% | | | | |
| D Murray | RB | 49 | 83% | | | | | J Landry | WR | 49 | 83% | | | 6 | 19% |
| D Walker | TE | 46 | 78% | | | | | J Ajayi | RB | 46 | 78% | | | | |
| D Kelly | T | 38 | 64% | | | 2 | 6% | A Fasano | TE | 44 | 75% | | | 3 | 10% |
| J Smith | TE | 36 | 61% | | | 4 | 13% | J Thomas | TE | 36 | 61% | | | | |
| T Taylor | WR | 32 | 54% | | | 1 | 3% | J Grant | WR | 33 | 56% | | | 7 | 23% |
| T Lewan | T | 21 | 36% | | | 1 | 3% | M Gray | TE | 18 | 31% | | | 15 | 48% |
| P Supernaw | TE | 14 | 24% | | | 25 | 81% | D Williams | RB | 10 | 17% | | | 22 | 71% |
| D Henry | RB | 11 | 19% | | | | | L Carroo | WR | 4 | 7% | | | 16 | 52% |
| J Fowler | FB | 6 | 10% | | | | | D Parker | WR | 3 | 5% | | | | |
| D Fluellen | RB | 2 | 3% | | | 25 | 81% | K Drake | RB | 2 | 3% | | | 25 | 81% |
| K Byard | FS | | | 59 | 100% | 4 | 13% | C Tankersley | CB | | | 59 | 100% | 7 | 23% |
| L Ryan | CB | | | 59 | 100% | 3 | 10% | K Alonso | LB | | | 59 | 100% | 1 | 3% |
| D Searcy | SS | | | 52 | 88% | 4 | 13% | N Allen | FS | | | 59 | 100% | 1 | 3% |
| W Woodyard | LB | | | 51 | 86% | 11 | 35% | L Timmons | LB | | | 59 | 100% | 1 | 3% |
| A Jackson | CB | | | 50 | 85% | 14 | 45% | X Howard | CB | | | 59 | 100% | 1 | 3% |
| D Morgan | LB | | | 49 | 83% | | | R Jones | SS | | | 58 | 98% | | |
| A Williamson | LB | | | 48 | 81% | | | N Suh | DT | | | 45 | 76% | 1 | 3% |
| B Orakpo | LB | | | 45 | 76% | 1 | 3% | A Branch | DE | | | 38 | 64% | 1 | 3% |
| J Casey | DT | | | 42 | 71% | 3 | 10% | C Harris | DE | | | 36 | 61% | 2 | 6% |
| D Jones | DE | | | 33 | 56% | 5 | 16% | C Wake | DE | | | 35 | 59% | | |
| E Walden | LB | | | 33 | 56% | 4 | 13% | D Godchaux | DT | | | 34 | 58% | 3 | 10% |
| L Sims | CB | | | 32 | 54% | 19 | 61% | R Maualuga | LB | | | 31 | 53% | 1 | 3% |
| J Brown | LB | | | 19 | 32% | 9 | 29% | B McCain | CB | | | 28 | 47% | 13 | 42% |
| S Williams | NT | | | 19 | 32% | | | W Hayes | DE | | | 24 | 41% | 3 | 10% |
| C Riley | FS | | | 16 | 27% | 17 | 55% | V Taylor | DT | | | 24 | 41% | 2 | 6% |
| D King | DE | | | 14 | 24% | 2 | 6% | M Thomas | SS | | | 1 | 2% | 27 | 87% |
| A Johnson | NT | | | 13 | 22% | 3 | 10% | W Aikens | CB | | | | | 27 | 87% |
| K Klug | DT | | | 12 | 20% | 7 | 23% | C Allen | LB | | | | | 27 | 87% |
| N Palmer | LB | | | 1 | 2% | 25 | 81% | T Fede | DE | | | | | 23 | 74% |
| T Smith | CB | | | 1 | 2% | 19 | 61% | S Perry | RB | | | | | 22 | 71% |
| B McCain | CB | | | 1 | 2% | 12 | 39% | M Hull | LB | | | | | 18 | 58% |
| D Bates | LB | | | | | 29 | 94% | J Denney | LS | | | | | 12 | 39% |
| B Trawick | FS | | | | | 29 | 94% | M Haack | P | | | | | 12 | 39% |
| E Weems | WR | | | | | 26 | 84% | J Lucas | CB | | | | | 12 | 39% |
| B Kern | P | | | | | 12 | 39% | C Parkey | K | | | | | 7 | 23% |
| B Brinkley | LS | | | | | 12 | 39% | J Brendel | C | | | | | 6 | 19% |
| R Succop | K | | | | | 5 | 16% | J Davis | G | | | | | 3 | 10% |
| B Schwenke | C | | | | | 2 | 6% | A Verner | CB | | | | | 2 | 6% |

2017 TENNESSEE TITANS REGULAR SEASON STATISTICS

Won 2, Lost 3

| Date | W-L | Score | OT | Opponent | Attendance |
|-------|-----|-------|----|------------------|------------|
| 09/10 | L | 16-26 | | Oakland | 69,089 |
| 09/17 | W | 37-16 | | at Jacksonville | 61,709 |
| 09/24 | W | 33-27 | | Seattle | 69,127 |
| 10/01 | L | 14-57 | | at Houston | 71,804 |
| 10/08 | L | 10-16 | | at Miami | 65,135 |
| 10/16 | | | | Indianapolis | |
| 10/22 | | | | at Cleveland | |
| 11/05 | | | | Baltimore | |
| 11/12 | | | | Cincinnati | |
| 11/16 | | | | at Pittsburgh | |
| 11/26 | | | | at Indianapolis | |
| 12/03 | | | | Houston | |
| 12/10 | | | | at Arizona | |
| 12/17 | | | | at San Francisco | |
| 12/24 | | | | L.A. Rams | |
| 12/31 | | | | Jacksonville | |

| Statistic | Tenn. | Opp. |
|--------------------------|----------------|----------------|
| Total First Downs | 86 | 111 |
| Rushing | 28 | 30 |
| Passing | 49 | 75 |
| Penalty | 9 | 6 |
| 3rd Down: Made/Att | 21/62 | 26/66 |
| 3rd Down Pct. | 33.9 | 39.4 |
| 4th Down: Made/Att | 0/0 | 3/4 |
| 4th Down Pct. | 0.0 | 75.0 |
| Possession Avg. | 28:28 | 31:32 |
| Total Net Yards | 1543 | 1725 |
| Avg. Per Game | 308.6 | 345.0 |
| Total Plays | 293 | 333 |
| Avg. Per Play | 5.3 | 5.2 |
| Net Yards Rushing | 624 | 550 |
| Avg. Per Game | 124.8 | 110.0 |
| Total Rushes | 131 | 149 |
| Net Yards Passing | 919 | 1175 |
| Avg. Per Game | 183.8 | 235.0 |
| Sacked/Yards Lost | 10/35 | 8/58 |
| Gross Yards | 954 | 1233 |
| Att./Completions | 152/91 | 176/108 |
| Completion Pct. | 59.9 | 61.4 |
| Had Intercepted | 5 | 4 |
| Punts/Average | 28/51.8 | 27/50.9 |
| Net Punting Avg. | 28/47.0 | 27/44.6 |
| Penalties/Yards | 34/329 | 34/289 |
| Fumbles/Ball Lost | 3/3 | 9/2 |
| Touchdowns | 11 | 17 |
| Rushing | 7 | 3 |
| Passing | 4 | 12 |
| Returns | 0 | 2 |

| Score By Periods | Q1 | Q2 | Q3 | Q4 | OT | PTS |
|------------------|-----------|-----------|-----------|-----------|----------|------------|
| Team | 10 | 32 | 48 | 20 | 0 | 110 |
| Opponents | 34 | 29 | 17 | 62 | 0 | 142 |

| Scoring | TD | Rush | Rec | Ret | K-PAT | FG | S | PTS |
|-----------|----|------|-----|-----|-------|-------|---|-----|
| Succop | 0 | 0 | 0 | 0 | 11/11 | 11/12 | 0 | 44 |
| Mariota | 3 | 3 | 0 | 0 | | | 0 | 18 |
| J. Smith | 2 | 0 | 2 | 0 | | | 0 | 12 |
| Fowler | 1 | 1 | 0 | 0 | | | 0 | 6 |
| Henry | 1 | 1 | 0 | 0 | | | 0 | 6 |
| Matthews | 1 | 0 | 1 | 0 | | | 0 | 6 |
| Murray | 1 | 1 | 0 | 0 | | | 0 | 6 |
| Supernaw | 1 | 0 | 1 | 0 | | | 0 | 6 |
| Walker | 1 | 1 | 0 | 0 | | | 0 | 6 |
| Team | 11 | 7 | 4 | 0 | 11/11 | 11/12 | 0 | 110 |
| Opponents | 17 | 3 | 12 | 2 | 13/15 | 9/9 | 0 | 142 |

2-Pt Conv: TM 0-0, OPP 0-2

Sacks: Morgan 3, Casey 2, Orakpo 1, Walden 1, Woodyard 1, TM 8, OPP 10
FUM/Lost: Cassel 2/2, Murray 1/1

| Rushing | No. | Yds | Avg | Long | TD |
|------------------|------------|------------|------------|------------|----------|
| Murray | 56 | 273 | 4.9 | 75t | 1 |
| Henry | 43 | 187 | 4.3 | 25 | 1 |
| Mariota | 20 | 116 | 5.8 | 34t | 3 |
| Taylor | 5 | 26 | 5.2 | 17 | 0 |
| Fluellen | 4 | 21 | 5.3 | 10 | 0 |
| Fowler | 1 | 3 | 3.0 | 3t | 1 |
| Walker | 1 | 1 | 1.0 | 1t | 1 |
| Matthews | 1 | -3 | -3.0 | -3 | 0 |
| Team | 131 | 624 | 4.8 | 75t | 7 |
| Opponents | 149 | 550 | 3.7 | 16 | 3 |

| Receiving | No. | Yds | Avg | Long | TD |
|------------------|------------|-------------|-------------|------------|-----------|
| Walker | 21 | 244 | 11.6 | 23 | 0 |
| Matthews | 20 | 284 | 14.2 | 55t | 1 |
| Decker | 16 | 138 | 8.6 | 17 | 0 |
| Murray | 10 | 39 | 3.9 | 12 | 0 |
| J. Smith | 8 | 75 | 9.4 | 32t | 2 |
| Davis | 7 | 73 | 10.4 | 23 | 0 |
| Taylor | 5 | 72 | 14.4 | 42 | 0 |
| Supernaw | 3 | 19 | 6.3 | 11t | 1 |
| Henry | 1 | 10 | 10.0 | 10 | 0 |
| Team | 91 | 954 | 10.5 | 55t | 4 |
| Opponents | 108 | 1233 | 11.4 | 46 | 12 |

| Interceptions | No. | Yds | Avg | Long | TD |
|------------------|----------|-----------|------------|------------|----------|
| T. Smith | 1 | 14 | 14.0 | 14 | 0 |
| Searcy | 1 | 8 | 8.0 | 8 | 0 |
| Byard | 1 | 7 | 7.0 | 7 | 0 |
| Riley | 1 | 2 | 2.0 | 2 | 0 |
| Team | 4 | 31 | 7.8 | 14 | 0 |
| Opponents | 5 | 47 | 9.4 | 25t | 1 |

| Punting | No. | Yds | Avg | Net | TB | In | Lg | B |
|------------------|-----------|-------------|-------------|-------------|----------|----------|-----------|----------|
| Kern | 28 | 1449 | 51.8 | 47.0 | 2 | 9 | 71 | 0 |
| Team | 28 | 1449 | 51.8 | 47.0 | 2 | 9 | 71 | 0 |
| Opponents | 27 | 1373 | 50.9 | 44.6 | 2 | 8 | 64 | 0 |

| Punt Returns | Ret | FC | Yds | Avg | Long | TD |
|------------------|-----------|----------|------------|-------------|-----------|----------|
| Jackson | 11 | 3 | 128 | 11.6 | 46 | 0 |
| Team | 11 | 3 | 128 | 11.6 | 46 | 0 |
| Opponents | 15 | 3 | 92 | 6.1 | 14 | 0 |

| Kickoff Returns | No. | Yds | Avg | Long | TD |
|------------------|-----------|------------|-------------|-----------|----------|
| Jackson | 7 | 154 | 22.0 | 48 | 0 |
| Weems | 2 | 18 | 9.0 | 18 | 0 |
| Decker | 1 | 22 | 22.0 | 22 | 0 |
| Team | 10 | 194 | 19.4 | 48 | 0 |
| Opponents | 8 | 215 | 26.9 | 42 | 0 |

| Field Goals | 1-19 | 20-29 | 30-39 | 40-49 | 50+ |
|------------------|------------|------------|------------|------------|------------|
| Succop | 0/0 | 4/4 | 2/2 | 4/4 | 1/2 |
| Team | 0/0 | 4/4 | 2/2 | 4/4 | 1/2 |
| Opponents | 0/0 | 1/1 | 1/1 | 4/4 | 3/3 |

Succop: (23G,26G,52G,52N) (40G,41G,26G) (24G,37G, 47G,35G) () (45G)
 OPP: (20G,52G,52G,43G) (43G) () (50G,40G,33G) (41G)

| Passing | Att | Cmp | Yds | Cmp% | Yds/Att | TD | TD% | Int | Int% | Long | Sack/Lost | Rating |
|------------------|------------|------------|-------------|-------------|-------------|-----------|------------|----------|------------|------------|--------------|-------------|
| Mariota | 110 | 66 | 792 | 60.0 | 7.20 | 3 | 2.7 | 3 | 2.7 | 55t | 2/5 | 79.8 |
| Cassel | 42 | 25 | 162 | 59.5 | 3.86 | 1 | 2.4 | 2 | 4.8 | 17 | 8/30 | 55.9 |
| Team | 152 | 91 | 954 | 59.9 | 6.28 | 4 | 2.6 | 5 | 3.3 | 55t | 10/35 | 73.2 |
| Opponents | 176 | 108 | 1233 | 61.4 | 7.01 | 12 | 6.8 | 4 | 2.3 | 46 | 8/58 | 95.7 |

TITANS BEAT COLTS, MOVE INTO FIRST PLACE TIE ATOP AFC SOUTH

**BY JIM WYATT
TITANS ONLINE
OCTOBER 17, 2017**

NASHVILLE, Tenn. – Quarterback Marcus Mariota returned, and earned praise for his toughness.

And in dramatic fashion on Monday Night Football, the Titans returned to their winning ways, beating the Colts 36-22 before an enthusiastic crowd at Nissan Stadium.

“It’s a huge boost for us,” linebacker Brian Orakposaid. “We haven’t beaten this team in a long, long time. Now we are back in the hunt, back at 3-3. Beating this team was a huge boost for our confidence. We can finally move on. It’s a whole new era with this Titans team, and that’s one thing I’m very proud of.”

It wasn’t always smooth sailing for the Titans, but the team closed strong, and picked up a critical win by making big plays down the stretch.

Mariota connected with rookie receiver Taywan Taylor for a 53-yard touchdown pass with 5:29 left to give the Titans a 29-22 lead.

Linebacker Wesley Woodyard then forced Colts quarterback Jacoby Brissett out of bounds short of a first down on a fourth-and-1 at the Tennessee 13-yard line with just 2:19 remaining.

When the Titans got the ball back, running back Derrick Henry scored on a 72-yard touchdown run with 47 seconds left to seal it for the Titans.

With the win, the Titans improved to 3-3. The Titans also moved into a three-way tie atop the AFC South with the Texans and Jaguars. The Colts dropped to 2-4.

The Titans also snapped an 11-game losing streak to the Colts.

“I’ve been hearing a lot about the streak,” Henry said. “We definitely wanted to bring that to an end.”

Tight end Delanie Walker said the primary goal was to right the ship after back-to-back losses.

“We really didn’t talk about the streak or nothing like that,” Walker said. “All we cared about was getting back on track and winning football games. We never gave up, and winning in this game is motivation moving forward.”

Mariota completed 23-of-32 passes for 306 yards and a touchdown in the game. Mariota missed last week’s game at Miami with a hamstring injury.

“Huge, huge,” Mariota said of the win. “(I am) proud of the guys in the locker room. It was one of those where you have to kind of grind it out a little bit, have to trust the process. Coaches did a great job of doing some second half adjustments and we were just able to execute and finish the game.”

Henry finished with 131 yards and a touchdown on 19 carries for the Titans. On a night when the Titans handed out “Exotic Smashmouth” t-shirts to fans, the Titans ran for 168 yards.

“It was great,” running back DeMarco Murray said. “Obviously, it started with the offensive line. We just kept pounding away, you know taking it one play at a time, one run at a time. You know it was tough early on, but we continued to just stay with it. (Terry) Robiskie kept calling the run game and the offensive line kept doing it. Derrick (Henry) and myself, you know, found a crease here and there and he popped one late. That was huge for us. It sealed the victory, so it was great for us.”

The Titans were frustrated early because of failures in the red zone.

After getting five straight field goals from kicker Ryan Succop, the Titans finally broke through and took the lead in the fourth quarter on

a three-yard touchdown run from Murray with 10:01 left. It gave the Titans a 22-19 lead. But the Colts tied it at 22-22 on a 52-yard field goal by kicker Adam Vinatieri with 7:27 left.

Then came Taylor’s touchdown, which electrified the Nissan Stadium crowd.

“It was a great play call by the coaches,” said Taylor, clutching the football from his first career touchdown in the locker room. “I think he called it at the right time. We had the look we wanted on defense, so everybody did their job executing and I just tried to do a great job of finishing up the play and making the catch.”

It was the Succop show early.

The Titans took a 3-0 lead on Succop’s 48-yard field goal. The kick was Succop’s 47th in a row from inside the 50-yard line, and that set a new NFL record. But the Colts answered back with a 36-yard field goal by Vinatieri, which tied the game at 3-3.

The Titans put together another nice drive when they got the ball back. But settled for another Succop field goal, this one from 32 yards, to make it 6-3.

The Colts responded once again, however. Brissett connected with tight end Jack Doyle for an eight-yard touchdown to make it 10-6 with 10:54 left in the second quarter. A 12-play, 72-yard drive for the Titans was capped off with a 40-yard kick by Succop with 4:10 left in the second quarter, making it 10-9 Colts.

The Colts extended the lead to 13-9 at halftime on a 25-yard field goal by Vinatieri.

The Colts took a 19-9 lead early in the third quarter when linebacker John Simon intercepted Mariota and returned it 26 yards for a touchdown. The extra point by Vinatieri was missed.

Then came two more field goals from Succop, from 48 and 23 yards, to make it 19-15 at the end of the third quarter.

The Titans took control down the stretch.

And pulled out a big win.

The Titans travel to Cleveland to face the Browns next Sunday.

“That was an important game, I told that to the players last night,” Titans coach Mike Mularkey said. “These are the games we have to win. We have set a goal, that goal can only be achieved by winning these types of games and that's a fact. They know that, they know how big a game it was.”

#

Week 6

National Football League Game Summary

NFL Copyright © 2017 by The National Football League. All rights reserved. This summary and play-by-play is for the express purpose of assisting media in their coverage of the game; any other use of this material is prohibited without the written permission of the National Football League.

Updated: 11/27/2017

Date: Monday, 10/16/2017

Indianapolis Colts at Tennessee Titans

Start Time: 7:30 PM Central

at Nissan Stadium, Nashville, TN

Game Weather: Clear

Temp: 57° F (13.9° C) Humidity: 55%, Wind: NE 7 mph

Played Outdoors on Turf: Grass

Outdoor Weather: Clear,

Officials

Referee: Anderson, Walt (66)

Umpire: Paganelli, Carl (124)

Down Judge: Phillips, Jerod (6)

Line Judge: Boston, Byron (18)

Field Judge: Jenkins, John (117)

Side Judge: Hayes, Laird (125)

Back Judge: Wilson, Gregory (119)

Replay Official: Smith, Billy (0)

| Indianapolis Colts | | | | | | Tennessee Titans | | | | | |
|--------------------|----|-------------|---------|----|------------|------------------|----|------------|---------|----|--------------|
| Offense | | | Defense | | | Offense | | | Defense | | |
| WR | 13 | T.Hilton | DE | 96 | H.Anderson | WR | 18 | R.Matthews | DE | 90 | D.Jones |
| LT | 74 | A.Castonzo | NT | 99 | A.Woods | TE | 82 | D.Walker | DT | 99 | J.Casey |
| LG | 67 | J.Vujnovich | DT | 95 | J.Hankins | LT | 77 | T.Lewan | OLB | 91 | D.Morgan |
| C | 78 | R.Kelly | SLB | 51 | J.Simon | LG | 67 | Q.Spain | ILB | 59 | W.Woodyard |
| RG | 62 | L.Clark | MIKE | 44 | A.Morrison | C | 60 | B.Jones | ILB | 54 | A.Williamson |
| RT | 73 | J.Haeg | WILL | 57 | J.Bostic | RG | 64 | J.Kline | OLB | 98 | B.Orakpo |
| TE | 84 | J.Doyle | RUSH | 93 | J.Sheard | RT | 78 | J.Conklin | CB | 25 | A.Jackson |
| WR | 10 | D.Moncrief | LCB | 30 | R.Melvin | WR | 87 | E.Decker | SS | 21 | D.Searcy |
| QB | 7 | J.Brissett | SS | 41 | M.Farley | QB | 8 | M.Mariota | CB | 36 | L.Sims |
| RB | 23 | F.Gore | FS | 29 | M.Hooker | WR | 13 | T.Taylor | FS | 31 | K.Byard |
| WR | 17 | K.Aiken | RCB | 21 | V.Davis | RB | 29 | D.Murray | CB | 26 | L.Ryan |

Substitutions

P 2 R.Sanchez, K 4 A.Vinatieri, WR 11 Q.Bray, S 20 D.Butler, RB 25 M.Mack, CB 27 N.Hairston, CB 28 C.Milton, S 32 T.Green, RB 33 R.Turbin, CB 35 P.Desir, CB 42 K.Moore, LS 46 L.Rhodes, TE 47 D.Daniels, LB 48 D.Sankey, OLB 52 B.Mingo, ILB 59 J.George, G 68 K.Kalis, C 72 M.Person, WR 80 C.Rogers, TE 85 B.Williams, DT 90 G.Stewart, DT 91 H.Ridgeway, DE 92 M.Hunt

K 4 R.Succop, P 6 B.Kern, WR 14 E.Weems, RB 22 D.Henry, CB 23 B.McCain, RB 32 D.Fluellen, CB 33 T.Smith, DB 35 C.Riley, S 41 B.Trawick, FB 45 J.Fowler, LS 48 B.Brinkley, LB 50 N.Palmer, LB 53 D.Bates, LB 55 J.Brown, C/G 62 B.Schwenke, G/T 71 D.Kelly, TE 81 J.Smith, TE 89 P.Supernaw, OLB 93 E.Walden, DL 94 A.Johnson, DE 95 D.King, DL 97 K.Klug

Did Not Play

QB 16 S.Tolzien

QB 3 B.Weeden, QB 16 M.Cassel

Not Active

QB 12 A.Luck, CB 31 Q.Wilson, RB 34 M.Jones, ILB 50 A.Walker, OLB 58 T.Basham, T 63 I.Williams, TE 83 H.Krieger-Coble

WR 15 D.Jennings, CB 24 K.Reed, S 37 J.Cyprien, G/C 61 C.Levin, WR 84 C.Davis, OLB 92 K.Dodd, NT 96 S.Williams

| | | Field Goals (made () & missed) | | | | | | | | | |
|-------------|--------------------|---------------------------------|------|------|----------|----|------|------|------|-------|------|
| A.Vinatieri | | (36) | (25) | (52) | R.Succop | | (48) | (32) | (40) | (48) | (23) |
| | | | | | 1 | 2 | 3 | 4 | OT | Total | |
| VISITOR: | Indianapolis Colts | | | | 3 | 10 | 6 | 3 | 0 | 22 | |
| HOME: | Tennessee Titans | | | | 6 | 3 | 6 | 21 | 0 | 36 | |

| Scoring Plays | | | | | | |
|-------------------------|-----|-------|--|------------|------|--|
| Team | Qtr | Time | Play Description (Extra Point) (Drive Info) | Visitor | Home | |
| Titans | 1 | 11:15 | R.Succop 48 yd. Field Goal (8-30, 3:45) | 0 | 3 | |
| Colts | 1 | 6:45 | A.Vinatieri 36 yd. Field Goal (9-52, 4:30) | 3 | 3 | |
| Titans | 1 | 0:47 | R.Succop 32 yd. Field Goal (10-61, 5:58) | 3 | 6 | |
| Colts | 2 | 10:54 | J.Doyle 8 yd. pass from J.Brissett (A.Vinatieri kick) (9-73, 4:53) | 10 | 6 | |
| Titans | 2 | 4:10 | R.Succop 40 yd. Field Goal (12-72, 6:44) | 10 | 9 | |
| Colts | 2 | 0:14 | A.Vinatieri 25 yd. Field Goal (12-69, 3:56) | 13 | 9 | |
| Colts | 3 | 13:50 | J.Simon 26 yd. interception return (kick failed, hlu) | 19 | 9 | |
| Titans | 3 | 9:43 | R.Succop 48 yd. Field Goal (8-45, 4:07) | 19 | 12 | |
| Titans | 3 | 4:35 | R.Succop 23 yd. Field Goal (5-26, 2:03) | 19 | 15 | |
| Titans | 4 | | D.Murray 3 yd. run (R.Succop kick) (15-87, 8:24) | 19 | 22 | |
| Colts | 4 | | A.Vinatieri 52 yd. Field Goal (6-6, 2:34) | 22 | 22 | |
| Titans | 4 | | T.Taylor 53 yd. pass from M.Mariota (R.Succop kick) (4-75, 1:58) | 22 | 29 | |
| Titans | 4 | | D.Henry 72 yd. run (R.Succop kick) (5-87, 1:32) | 22 | 36 | |
| Paid Attendance: 63,888 | | | | Time: 3:12 | | |

Indianapolis Colts vs Tennessee Titans

10/16/2017 at Nissan Stadium

Final Team Statistics

| | Visitor Colts | Home Titans |
|---|------------------|----------------|
| TOTAL FIRST DOWNS | 18 | 25 |
| By Rushing | 3 | 7 |
| By Passing | 13 | 15 |
| By Penalty | 2 | 3 |
| THIRD DOWN EFFICIENCY | 2-9-22% | 6-13-46% |
| FOURTH DOWN EFFICIENCY | 0-1-0% | 1-1-100% |
| TOTAL NET YARDS | 297 | 473 |
| Total Offensive Plays (inc. times thrown passing) | 57 | 67 |
| Average gain per offensive play | 5.2 | 7.1 |
| NET YARDS RUSHING | 85 | 168 |
| Total Rushing Plays | 19 | 34 |
| Average gain per rushing play | 4.5 | 4.9 |
| Tackles for a loss-number and yards | 2-7 | 2-5 |
| NET YARDS PASSING | 212 | 305 |
| Times thrown - yards lost attempting to pass | 1-0 | 1-1 |
| Gross yards passing | 212 | 306 |
| PASS ATTEMPTS-COMPLETIONS-HAD INTERCEPTED | 37-21-0 | 32-23-1 |
| Avg gain per pass play (inc.# thrown passing) | 5.6 | 9.2 |
| KICKOFFS Number-In End Zone-Touchbacks | 6-6-4 | 9-8-4 |
| PUNTS Number and Average | 3-53.3 | 1-44.0 |
| Had Blocked | 0 | 0 |
| FGs - PATs Had Blocked | 0-0 | 0-0 |
| Net Punting Average | 48.3 | 44.0 |
| TOTAL RETURN YARDAGE (Not Including Kickoffs) | 26 | 15 |
| No. and Yards Punt Returns | 0-0 | 2-15 |
| No. and Yards Kickoff Returns | 5-157 | 2-46 |
| No. and Yards Interception Returns | 1-26 | 0-0 |
| PENALTIES Number and Yards | 5-51 | 4-45 |
| FUMBLES Number and Lost | 1-1 | 0-0 |
| TOUCHDOWNS | 2 | 3 |
| Rushing | 0 | 2 |
| Passing | 1 | 1 |
| Interceptions | 1 | 0 |
| EXTRA POINTS Made-Attempts | 1-2 | 3-3 |
| Kicking Made-Attempts | 1-2 | 3-3 |
| FIELD GOALS Made-Attempts | 3-3 | 5-5 |
| RED ZONE EFFICIENCY | 1-4-25% | 1-3-33% |
| GOAL TO GO EFFICIENCY | 1-2-50% | 1-2-50% |
| SAFETIES | 0 | 0 |
| FINAL SCORE | 22 | 36 |
| TIME OF POSSESSION | 24:07 | 35:53 |

Final Individual Statistics

| Indianapolis Colts | | | | | | | | | Tennessee Titans | | | | | | | | | | |
|--------------------|--|-----|-----|------|-------|-----|------|-----------------|------------------|-----------|-----|------|------|------|-------|------|----|----|------|
| RUSHING | | | | ATT | YDS | AVG | LG | TD | RUSHING | | | | ATT | YDS | AVG | LG | TD | | |
| F.Gore | | | | 10 | 49 | 4.9 | 12 | 0 | D.Henry | | | | 19 | 131 | 6.9 | 72 | 1 | | |
| M.Mack | | | | 2 | 18 | 9.0 | 22 | 0 | D.Murray | | | | 12 | 40 | 3.3 | 7 | 1 | | |
| J.Brissett | | | | 4 | 15 | 3.8 | 7 | 0 | M.Mariota | | | | 2 | 0 | 0.0 | 1 | 0 | | |
| R.Turbin | | | | 3 | 3 | 1.0 | 5 | 0 | D.Walker | | | | 1 | -3 | -3.0 | -3 | 0 | | |
| Total | | | | 19 | 85 | 4.5 | 22 | 0 | Total | | | | 34 | 168 | 4.9 | 72 | 2 | | |
| PASSING | | ATT | CMP | YDS | SK/YD | TD | LG | IN | RT | PASSING | | ATT | CMP | YDS | SK/YD | TD | LG | IN | RT |
| J.Brissett | | 37 | 21 | 212 | 1/0 | 1 | 23 | 0 | 82.3 | M.Mariota | | 32 | 23 | 306 | 1/1 | 1 | 53 | 1 | 99.2 |
| Total | | 37 | 21 | 212 | 1/0 | 1 | 23 | 0 | 82.3 | Total | | 32 | 23 | 306 | 1/1 | 1 | 53 | 1 | 99.2 |
| PASS RECEIVING | | TAR | REC | YDS | AVG | LG | TD | PASS RECEIVING | | TAR | REC | YDS | AVG | LG | TD | | | | |
| J.Doyle | | 11 | 7 | 50 | 7.1 | 11 | 1 | E.Decker | | 9 | 7 | 88 | 12.6 | 27 | 0 | | | | |
| D.Moncrief | | 7 | 5 | 67 | 13.4 | 23 | 0 | R.Matthews | | 4 | 4 | 69 | 17.3 | 27 | 0 | | | | |
| R.Turbin | | 5 | 4 | 37 | 9.3 | 16 | 0 | D.Murray | | 4 | 4 | 47 | 11.8 | 18 | 0 | | | | |
| K.Aiken | | 4 | 2 | 21 | 10.5 | 14 | 0 | D.Walker | | 8 | 4 | 17 | 4.3 | 10 | 0 | | | | |
| F.Gore | | 3 | 2 | 18 | 9.0 | 11 | 0 | T.Taylor | | 4 | 2 | 61 | 30.5 | 53 | 1 | | | | |
| T.Hilton | | 4 | 1 | 19 | 19.0 | 19 | 0 | D.Henry | | 1 | 1 | 14 | 14.0 | 14 | 0 | | | | |
| M.Mack | | 2 | 0 | 0 | 0.0 | 0 | 0 | J.Smith | | 1 | 1 | 10 | 10.0 | 10 | 0 | | | | |
| | | | | | | | | P.Supernaw | | 1 | 0 | 0 | 0.0 | 0 | 0 | | | | |
| Total | | 36 | 21 | 212 | 10.1 | 23 | 1 | Total | | 32 | 23 | 306 | 13.3 | 53 | 1 | | | | |
| INTERCEPTIONS | | NO | | YDS | AVG | LG | TD | INTERCEPTIONS | | NO | | YDS | AVG | LG | TD | | | | |
| J.Simon | | 1 | | 26 | 26.0 | 26 | 1 | | | | | | | | | | | | |
| Total | | 1 | | 26 | 26.0 | 26 | 1 | Total | | 0 | | 0 | 0 | 0 | 0 | | | | |
| PUNTING | | NO | YDS | AVG | NET | TB | IN20 | LG | PUNTING | | NO | YDS | AVG | NET | TB | IN20 | LG | | |
| R.Sanchez | | 3 | 160 | 53.3 | 48.3 | 0 | 0 | 58 | B.Kern | | 1 | 44 | 44.0 | 44.0 | 0 | 1 | 44 | | |
| Total | | 3 | 160 | 53.3 | 48.3 | 0 | 0 | 58 | Total | | 1 | 44 | 44.0 | 44.0 | 0 | 1 | 44 | | |
| PUNT RETURNS | | NO | YDS | AVG | FC | LG | TD | PUNT RETURNS | | NO | YDS | AVG | FC | LG | TD | | | | |
| Q.Bray | | 0 | 0 | 0.0 | 1 | 0 | 0 | E.Weems | | 2 | 15 | 7.5 | 0 | 13 | 0 | | | | |
| | | | | | | | | [OUT OF BOUNDS] | | 1 | 0 | 0.0 | 0 | 0 | 0 | | | | |
| Total | | 0 | 0 | 0.0 | 1 | 0 | 0 | Total | | 2 | 15 | 7.5 | 0 | 13 | 0 | | | | |
| KICKOFF RETURNS | | NO | YDS | AVG | FC | LG | TD | KICKOFF RETURNS | | NO | YDS | AVG | FC | LG | TD | | | | |
| Q.Bray | | 5 | 157 | 31.4 | 0 | 60 | 0 | A.Jackson | | 2 | 46 | 23.0 | 0 | 40 | 0 | | | | |
| [TOUCHBACK] | | 4 | 0 | 0.0 | 0 | 0 | 0 | [TOUCHBACK] | | 4 | 0 | 0.0 | 0 | 0 | 0 | | | | |
| Total | | 5 | 157 | 31.4 | 0 | 60 | 0 | Total | | 2 | 46 | 23.0 | 0 | 40 | 0 | | | | |

Indianapolis Colts

| FUMBLES | FUM | LOST | OWN-REC | YDS | TD | FORCED | OPP-REC | YDS | TD | OUT-BDS |
|---------|-----|------|---------|-----|----|--------|---------|-----|----|---------|
| J.Doyle | 1 | 1 | 0 | 0 | 0 | 0 | 0 | 0 | 0 | 0 |
| Total | 1 | 1 | 0 | 0 | 0 | 0 | 0 | 0 | 0 | 0 |

Tennessee Titans

| FUMBLES | FUM | LOST | OWN-REC | YDS | TD | FORCED | OPP-REC | YDS | TD | OUT-BDS |
|--------------|-----|------|---------|-----|----|--------|---------|-----|----|---------|
| A.Williamson | 0 | 0 | 0 | 0 | 0 | 1 | 0 | 0 | 0 | 0 |
| W.Woodyard | 0 | 0 | 0 | 0 | 0 | 0 | 1 | 0 | 0 | 0 |
| Total | 0 | 0 | 0 | 0 | 0 | 1 | 1 | 0 | 0 | 0 |

Play By Play

First Quarter

10/16/2017

IND wins the coin toss and elects to defer. TEN elects to Receive, and IND elects to defend the north goal.

R.Sanchez kicks 65 yards from IND 35 to TEN 0. A.Jackson pushed ob at TEN 40 for 40 yards (R.Sanchez).

Tennessee Titans at 15:00, (1st play from scrimmage 14:52)

| | | |
|-------------|---|----|
| 1-10-TEN 40 | (14:52) (Shotgun) M.Mariota pass short middle to D.Walker to TEN 45 for 5 yards (J.Bostic). | |
| 2-5-TEN 45 | (14:18) (Shotgun) M.Mariota pass short middle to D.Walker to IND 45 for 10 yards (A.Woods). | P1 |
| 1-10-IND 45 | (13:40) D.Murray right guard to IND 42 for 3 yards (M.Farley). | |
| 2-7-IND 42 | (12:59) (Shotgun) D.Murray left tackle to IND 38 for 4 yards (J.Simon). | |
| 3-3-IND 38 | (12:18) (Shotgun) M.Mariota pass incomplete short middle to D.Walker (D.Butler). | |
| | PENALTY on IND-M.Hunt, Defensive Offside, 5 yards, enforced at IND 38 - No Play. | X2 |
| 1-10-IND 33 | (12:13) D.Henry right tackle to IND 30 for 3 yards (R.Melvin). | |
| 2-7-IND 30 | (11:31) (Shotgun) M.Mariota pass incomplete short middle to E.Decker. | |
| 3-7-IND 30 | (11:26) (Shotgun) M.Mariota pass incomplete deep middle to D.Walker. | |
| 4-7-IND 30 | (11:20) (Field Goal formation) R.Succop 48 yard field goal is GOOD, Center-B.Brinkley, Holder-B.Kern. | |

IND 0 TEN 3, 8 plays, 30 yards, 1 penalty, 3:45 drive, 3:45 elapsed

R.Succop kicks 67 yards from TEN 35 to IND -2. Q.Bray to IND 30 for 32 yards (R.Succop; L.Sims).

Indianapolis Colts at 11:15, (1st play from scrimmage 11:06)

| | | |
|-------------|--|----|
| 1-10-IND 30 | (11:06) F.Gore up the middle to IND 39 for 9 yards (A.Williamson; W.Woodyard). | |
| 2-1-IND 39 | (10:27) M.Mack up the middle to TEN 39 for 22 yards (A.Jackson). | R1 |
| 1-10-TEN 39 | (9:43) (Shotgun) J.Brissett pass short right to D.Moncrief to TEN 28 for 11 yards (A.Jackson). | P2 |
| 1-10-TEN 28 | (9:01) J.Brissett pass incomplete deep left to J.Doyle. | |
| 2-10-TEN 28 | (8:55) (Shotgun) J.Brissett pass short right to F.Gore pushed ob at TEN 17 for 11 yards (W.Woodyard). | P3 |
| 1-10-TEN 17 | (8:25) M.Mack right end to TEN 21 for -4 yards (L.Sims). | |
| 2-14-TEN 21 | (7:40) (Shotgun) F.Gore up the middle to TEN 18 for 3 yards (W.Woodyard). | |
| | Timeout #1 by IND at 06:55. | |
| 3-11-TEN 18 | (6:55) (Shotgun) J.Brissett pass incomplete deep middle to D.Moncrief. | |
| 4-11-TEN 18 | (6:49) (Field Goal formation) A.Vinatieri 36 yard field goal is GOOD, Center-L.Rhodes, Holder-R.Sanchez. | |

IND 3 TEN 3, 9 plays, 52 yards, 4:30 drive, 8:15 elapsed

R.Sanchez kicks 65 yards from IND 35 to end zone, Touchback.

Tennessee Titans at 6:45

| | | |
|-------------|---|----|
| 1-10-TEN 25 | (6:45) D.Henry right end to TEN 23 for -2 yards (R.Melvin). | |
| 2-12-TEN 23 | (6:05) D.Murray right guard to TEN 28 for 5 yards (M.Farley; J.Hankins). | |
| 3-7-TEN 28 | (5:21) (Shotgun) M.Mariota sacked at TEN 17 for -11 yards (J.Simon). | |
| | PENALTY on IND-D.Butler, Defensive Holding, 5 yards, enforced at TEN 28 - No Play. | X3 |
| 1-10-TEN 33 | (4:52) M.Mariota pass deep left to E.Decker pushed ob at IND 40 for 27 yards (M.Hooker). | P4 |
| 1-10-IND 40 | (4:24) Direct snap to D.Murray. D.Murray right end to IND 40 for no gain (B.Mingo). | |
| 2-10-IND 40 | (3:43) D.Murray up the middle to IND 37 for 3 yards (J.Simon; A.Woods). | |
| 3-7-IND 37 | (3:02) (Shotgun) M.Mariota pass short left to D.Murray to IND 19 for 18 yards (M.Hooker) [J.Simon]. | P5 |
| 1-10-IND 19 | (2:16) D.Henry left guard to IND 15 for 4 yards (M.Farley; J.Sheard). | |
| 2-6-IND 15 | (1:39) D.Henry up the middle to IND 14 for 1 yard (J.Hankins; M.Hunt). | |
| 3-5-IND 14 | (:57) (Shotgun) M.Mariota pass incomplete short left to D.Walker (M.Hooker). | |
| 4-5-IND 14 | (:52) (Field Goal formation) R.Succop 32 yard field goal is GOOD, Center-B.Brinkley, Holder-B.Kern. | |

IND 3 TEN 6, 10 plays, 61 yards, 1 penalty, 5:58 drive, 14:13 elapsed

R.Succop kicks 64 yards from TEN 35 to IND 1. Q.Bray to IND 27 for 26 yards (L.Sims).

Indianapolis Colts at 0:47, (1st play from scrimmage 0:39)

| | | |
|-------------|---|----|
| 1-10-IND 27 | (:39) J.Brissett pass short right to K.Aiken to IND 41 for 14 yards (A.Williamson). | P4 |
|-------------|---|----|

END OF QUARTER

| | Score | Time Poss | First Downs | | | | Efficiencies | |
|--------------------|-------|-----------|-------------|---|---|---|--------------|--------|
| | | | R | P | X | T | 3 Down | 4 Down |
| Indianapolis Colts | 3 | 5:17 | 1 | 3 | 0 | 4 | 0/1 | 0/0 |
| Tennessee Titans | 6 | 9:43 | 0 | 3 | 2 | 5 | 1/3 | 0/0 |

Play By Play

Second Quarter

10/16/2017

Indianapolis Colts continued.

| | | |
|--------------------|--|----|
| <u>1-10-IND 41</u> | (15:00) J.Brissett pass incomplete short right to F.Gore. | |
| 2-10-IND 41 | (14:54) F.Gore right guard to TEN 49 for 10 yards (C.Riley). | R5 |
| <u>1-10-TEN 49</u> | (14:18) F.Gore right tackle to TEN 48 for 1 yard (J.Casey). | |
| 2-9-TEN 48 | (13:36) (Shotgun) J.Brissett pass short right to J.Doyle pushed ob at TEN 42 for 6 yards (D.Morgan). | |
| 3-3-TEN 42 | (13:00) (Shotgun) J.Brissett pass deep left to T.Hilton ran ob at TEN 23 for 19 yards. | P6 |
| | Timeout #2 by IND at 12:28. | |
| <u>1-10-TEN 23</u> | (12:28) J.Brissett left end to TEN 16 for 7 yards (A.Williamson). | |
| 2-3-TEN 16 | (11:43) (Shotgun) J.Brissett pass short left to D.Moncrief to TEN 8 for 8 yards (W.Woodyard; C.Riley). | P7 |
| <u>1-8-TEN 8</u> | (10:59) (Shotgun) J.Brissett pass short left to J.Doyle for 8 yards, TOUCHDOWN. | P8 |
| | A.Vinatieri extra point is GOOD, Center-L.Rhodes, Holder-R.Sanchez. | |

IND 10 TEN 6, 9 plays, 73 yards, 4:53 drive, 4:06 elapsed

R.Sanchez kicks 65 yards from IND 35 to TEN 0. A.Jackson to TEN 6 for 6 yards (B.Mingo).

Tennessee Titans at 10:54, (1st play from scrimmage 10:47)

| | | |
|--------------------|---|----|
| 1-10-TEN 6 | (10:47) D.Henry up the middle to TEN 7 for 1 yard (J.Sheard). | |
| 2-9-TEN 7 | (10:08) D.Henry left guard to TEN 14 for 7 yards (J.Simon). | |
| 3-2-TEN 14 | (9:25) M.Mariota pass short right to D.Murray pushed ob at TEN 25 for 11 yards (D.Butler). | P6 |
| <u>1-10-TEN 25</u> | (8:49) M.Mariota pass short left to R.Matthews to TEN 44 for 19 yards (M.Farley; J.Simon) [J.Sheard]. | P7 |
| <u>1-10-TEN 44</u> | (8:05) (Shotgun) M.Mariota pass short middle to D.Walker pushed ob at TEN 47 for 3 yards (V.Davis). | |
| 2-7-TEN 47 | (7:30) D.Henry left end to IND 45 for 8 yards (A.Morrison). | R8 |
| <u>1-10-IND 45</u> | (6:46) M.Mariota pass short right to R.Matthews to IND 38 for 7 yards (R.Melvin; A.Morrison). | |
| 2-3-IND 38 | (6:08) (Shotgun) M.Mariota pass short middle to T.Taylor pushed ob at IND 30 for 8 yards (A.Morrison). | P9 |
| <u>1-10-IND 30</u> | (5:33) (Shotgun) M.Mariota pass incomplete deep right to T.Taylor (R.Melvin). | |
| 2-10-IND 30 | (5:28) (Shotgun) D.Henry left end to IND 22 for 8 yards (A.Morrison). | |
| 3-2-IND 22 | (4:47) (Shotgun) D.Henry left end pushed ob at IND 22 for no gain (M.Farley). IND-M.Hooker was injured during the play. His return is Questionable. | |
| | Timeout #1 by TEN at 04:15. | |
| 4-2-IND 22 | (4:15) (Field Goal formation) R.Succop 40 yard field goal is GOOD, Center-B.Brinkley, Holder-B.Kern. | |

IND 10 TEN 9, 12 plays, 72 yards, 6:44 drive, 10:50 elapsed

R.Succop kicks 65 yards from TEN 35 to end zone, Touchback.

Indianapolis Colts at 4:10

| | | |
|--------------------|---|-----|
| 1-10-IND 25 | (4:10) F.Gore up the middle to IND 37 for 12 yards (D.Searcy). | R9 |
| <u>1-10-IND 37</u> | (3:34) F.Gore left guard to IND 38 for 1 yard (A.Johnson). | |
| 2-9-IND 38 | (2:53) (Shotgun) J.Brissett pass short middle to K.Aiken to IND 45 for 7 yards (K.Byard). | |
| 3-2-IND 45 | (2:06) (Shotgun) J.Brissett pass short middle to R.Turbin to 50 for 5 yards (J.Brown). | P10 |

Two-Minute Warning

| | | |
|--------------------|--|-----|
| <u>1-10-50</u> | (1:59) R.Turbin right guard to TEN 45 for 5 yards (K.Klug). | |
| 2-5-TEN 45 | (1:38) (No Huddle, Shotgun) J.Brissett pass short left to D.Moncrief ran ob at TEN 33 for 12 yards. | P11 |
| <u>1-10-TEN 33</u> | (1:34) (Shotgun) J.Brissett pass short left to R.Turbin to TEN 26 for 7 yards (K.Klug). | |
| 2-3-TEN 26 | (1:05) (No Huddle, Shotgun) J.Brissett pass short middle to J.Doyle to TEN 15 for 11 yards (W.Woodyard). | P12 |
| <u>1-10-TEN 15</u> | (:40) J.Brissett pass incomplete short left to T.Hilton [E.Walden]. | |
| | PENALTY on TEN-E.Walden, Roughing the Passer, 8 yards, enforced at TEN 15 - No Play. | X13 |
| <u>1-7-TEN 7</u> | (:35) (Shotgun) J.Brissett scrambles left end ran ob at TEN 6 for 1 yard (J.Brown). | |
| 2-6-TEN 6 | (:28) (Shotgun) J.Brissett pass incomplete short middle to D.Moncrief [E.Walden]. | |
| 3-6-TEN 6 | (:24) (Shotgun) J.Brissett pass incomplete short right to T.Hilton. | |
| 4-6-TEN 6 | (:19) (Field Goal formation) A.Vinatieri 25 yard field goal is GOOD, Center-L.Rhodes, Holder-R.Sanchez. | |

IND 13 TEN 9, 12 plays, 69 yards, 1 penalty, 3:56 drive, 14:46 elapsed

R.Sanchez kicks 65 yards from IND 35 to end zone, Touchback.

Tennessee Titans at 0:14

| | |
|-------------|--|
| 1-10-TEN 25 | (:14) M.Mariota kneels to TEN 24 for -1 yards. |
|-------------|--|

| Indianapolis Colts vs Tennessee Titans at Nissan Stadium | | | | | | | | |
|--|-------|-----------|-------------|---|---|---|--------------|--------|
| END OF QUARTER | Score | Time Poss | First Downs | | | | Efficiencies | |
| | | | R | P | X | T | 3 Down | 4 Down |
| Indianapolis Colts | 13 | 8:02 | 2 | 6 | 1 | 9 | 2/3 | 0/0 |
| Tennessee Titans | 9 | 6:58 | 1 | 3 | 0 | 4 | 1/2 | 0/0 |

10/16/2017 at Nissan Stadium

PERIOD SCORES

TIME OF POSSESSION

Scoring Plays

| | Indianapolis Colts | Tennessee Titans |
|--|--------------------|------------------|
| TOTAL FIRST DOWNS | 13 | 9 |
| First Downs Rushing-Passing-by Penalty | 3 - 9 - 1 | 1 - 6 - 2 |
| THIRD DOWN EFFICIENCY | 2-4-50% | 2-5-40% |
| TOTAL NET YARDS | 186 | 152 |
| Total Offensive Plays | 28 | 28 |
| NET YARDS RUSHING | 67 | 44 |
| NET YARDS PASSING | 119 | 108 |
| Gross Yards Passing | 119 | 108 |
| Times thrown-yards lost attempting to pass | 0-0 | 0-0 |
| Pass Attempts-Completions-Had Intercepted | 17 - 12 - 0 | 13 - 9 - 0 |
| Punts-Number and Average | 0 - 0 | 0 - 0 |
| Penalties-Number and Yards | 2 - 10 | 1 - 8 |
| Fumbles-Number and Lost | 0 - 0 | 0 - 0 |
| Red Zone Efficiency | 1-3-33% | 0-1-0% |
| Average Drive Start | IND 27 | TEN 24 |

[illegible]

10/16/2017 at Nissan Stadium[illegible]

Play By Play

Third Quarter

10/16/2017

IND elects to Receive, and TEN elects to defend the South goal.

R.Succop kicks 65 yards from TEN 35 to end zone, Touchback.

Indianapolis Colts at 15:00

- 1-10-IND 25 (15:00) F.Gore left guard to IND 29 for 4 yards (K.Byard).
- 2-6-IND 29 (14:20) (Shotgun) J.Brissett pass incomplete short middle to K.Aiken.
- 3-6-IND 29 (14:17) (Shotgun) J.Brissett pass incomplete short middle to T.Hilton (L.Ryan).
- 4-6-IND 29 (14:12) (Punt formation) R.Sanchez punts 58 yards to TEN 13, Center-L.Rhodes. E.Weems to TEN 26 for 13 yards (R.Turbin).

Tennessee Titans at 13:58

- 1-10-TEN 26 (13:58) M.Mariota pass short right intended for P.Supernaw INTERCEPTED by J.Simon at TEN 26. J.Simon for 26 yards, TOUCHDOWN.

Indianapolis Colts at 13:50

A.Vinatieri extra point is No Good, Hit Left Upright, Center-L.Rhodes, Holder-R.Sanchez.

| |
|--|
| IND 19 TEN 9, 0 plays, 26 yards, 0:00 drive , 1:10 elapsed |
|--|

R.Sanchez kicks 65 yards from IND 35 to end zone, Touchback.

Tennessee Titans at 13:50

- 1-10-TEN 25 (13:50) D.Murray up the middle to TEN 29 for 4 yards (A.Woods).
- 2-6-TEN 29 (13:05) D.Murray right guard to TEN 29 for no gain (M.Farley).
- 3-6-TEN 29 (12:23) (Shotgun) M.Mariota pass short left to E.Decker to TEN 37 for 8 yards (D.Butler) [J.Sheard]. P10
- PENALTY on IND-J.Sheard, Roughing the Passer, 15 yards, enforced at TEN 37. X11
- 1-10-IND 48 (11:43) M.Mariota pass short left to D.Murray pushed ob at IND 35 for 13 yards (J.Bostic). P12
- 1-10-IND 35 (11:13) D.Henry left tackle to IND 35 for no gain (J.Sheard).
- 2-10-IND 35 (10:36) (Shotgun) D.Henry left end to IND 30 for 5 yards (J.Bostic).
- 3-5-IND 30 (9:51) (Shotgun) M.Mariota pass incomplete short right to E.Decker (R.Melvin).
- 4-5-IND 30 (9:48) (Field Goal formation) R.Succop 48 yard field goal is GOOD, Center-B.Brinkley, Holder-B.Kern.

| |
|---|
| IND 19 TEN 12, 8 plays, 45 yards, 1 penalty, 4:07 drive, 5:17 elapsed |
|---|

R.Succop kicks 68 yards from TEN 35 to IND -3. Q.Bray to IND 12 for 15 yards (C.Riley).

Indianapolis Colts at 9:43, (1st play from scrimmage 9:39)

- 1-10-IND 12 (9:39) J.Brissett pass incomplete short right to M.Mack.
- 2-10-IND 12 (9:34) F.Gore left guard to IND 17 for 5 yards (A.Williamson).
- 3-5-IND 17 (8:49) (Shotgun) J.Brissett pass incomplete deep middle to J.Doyle (J.Brown).
- 4-5-IND 17 (8:44) (Punt formation) R.Sanchez punts 49 yards to TEN 34, Center-L.Rhodes, out of bounds.

Tennessee Titans at 8:34

- 1-10-TEN 34 (8:34) D.Henry right tackle to TEN 40 for 6 yards (G.Stewart).
- 2-4-TEN 40 (7:53) (Shotgun) M.Mariota pass incomplete short left to D.Walker.
- 3-4-TEN 40 (7:47) (Shotgun) M.Mariota pass incomplete deep right to T.Taylor (R.Melvin).
- 4-4-TEN 40 (7:41) (Punt formation) B.Kern punts 44 yards to IND 16, Center-B.Brinkley, fair catch by Q.Bray.

Indianapolis Colts at 7:34

- 1-10-IND 16 (7:34) F.Gore left tackle to IND 19 for 3 yards (J.Casey).
- 2-7-IND 19 (6:50) (Shotgun) J.Brissett pass short middle to J.Doyle to IND 30 for 11 yards (A.Williamson). FUMBLES (A.Williamson), RECOVERED by TEN-W.Woodyard at IND 31. W.Woodyard to IND 31 for no gain (J.Doyle).

Tennessee Titans at 6:38

- 1-10-IND 31 (6:38) M.Mariota pass short left to R.Matthews pushed ob at IND 4 for 27 yards (M.Hooker). P13
- 1-4-IND 4 (6:01) D.Henry left end to IND 2 for 2 yards (V.Davis).
- 2-2-IND 2 (5:26) D.Walker right end to IND 5 for -3 yards (J.Bostic; J.Simon).
- 3-5-IND 5 (4:45) (Shotgun) M.Mariota pass incomplete short middle to D.Walker.
- 4-5-IND 5 (4:40) (Field Goal formation) R.Succop 23 yard field goal is GOOD, Center-B.Brinkley, Holder-B.Kern.

| |
|---|
| IND 19 TEN 15, 5 plays, 26 yards, 2:03 drive, 10:25 elapsed |
|---|

R.Succop kicks 69 yards from TEN 35 to IND -4. Q.Bray to IND 20 for 24 yards (N.Palmer).

Indianapolis Colts at 4:35, (1st play from scrimmage 4:30)

- 1-10-IND 20 (4:30) (Shotgun) J.Brissett scrambles right end to IND 24 for 4 yards (E.Walden).
- 2-6-IND 24 (3:47) J.Brissett pass incomplete deep right to T.Hilton [W.Woodyard].
- 3-6-IND 24 (3:40) (Shotgun) J.Brissett pass incomplete short right to R.Turbin.

Indianapolis Colts vs Tennessee Titans at Nissan Stadium

| | | |
|--------------------------|--|-----|
| 4-6-IND 24 | (3:35) (Punt formation) R.Sanchez punts 53 yards to TEN 23, Center-L.Rhodes. E.Weems to TEN 25 for 2 yards (K.Moore; J.George). PENALTY on TEN-P.Supernaw, Unnecessary Roughness, 12 yards, enforced at TEN 25. Penalty on TEN-D.Bates, Offensive Holding, declined. | |
| Tennessee Titans at 3:25 | | |
| 1-10-TEN 13 | (3:25) M.Mariota pass deep right to E.Decker ran ob at TEN 34 for 21 yards [J.Simon]. | P14 |
| <u>1-10-TEN 34</u> | (3:03) (Shotgun) M.Mariota pass short right to E.Decker to TEN 41 for 7 yards (R.Melvin). | |
| 2-3-TEN 41 | (2:25) D.Murray up the middle to TEN 48 for 7 yards (J.Simon). | R15 |
| <u>1-10-TEN 48</u> | (1:43) M.Mariota pass incomplete deep left to D.Walker [A.Woods]. PENALTY on TEN-B.Jones, Offensive Holding, 10 yards, enforced at TEN 48 - No Play. | |
| 1-20-TEN 38 | (1:37) (Shotgun) M.Mariota pass short left to D.Murray to TEN 43 for 5 yards (A.Woods; H.Anderson). | |
| 2-15-TEN 43 | (:56) (Shotgun) M.Mariota pass short middle to J.Smith to IND 47 for 10 yards (J.Bostic). | |
| 3-5-IND 47 | (:15) (Shotgun) M.Mariota pass short left to E.Decker to IND 43 for 4 yards (N.Hairston). | |

END OF QUARTER

| | Score | Time Poss | First Downs | | | | Efficiencies | |
|--------------------|-------|-----------|-------------|---|---|---|--------------|--------|
| | | | R | P | X | T | 3 Down | 4 Down |
| Indianapolis Colts | 19 | 4:17 | 0 | 0 | 0 | 0 | 0/3 | 0/0 |
| Tennessee Titans | 15 | 10:43 | 1 | 4 | 1 | 6 | 1/5 | 0/0 |

Play By Play

Fourth Quarter

10/16/2017

Tennessee Titans continued.

| | | |
|--------------------|--|-----|
| 4-1-IND 43 | (15:00) M.Mariota up the middle to IND 42 for 1 yard (A.Woods). | R16 |
| <u>1-10-IND 42</u> | (14:12) M.Mariota sacked at IND 43 for -1 yards (J.Simon). | |
| 2-11-IND 43 | (13:31) (Shotgun) M.Mariota pass short middle to D.Walker to IND 44 for -1 yards (J.Simon). | |
| 3-12-IND 44 | (12:49) (Shotgun) M.Mariota pass deep right to R.Matthews ran ob at IND 28 for 16 yards. IND-C.Milton was injured during the play. His return is Questionable. | P17 |
| <u>1-10-IND 28</u> | (12:28) M.Mariota pass short right to D.Henry to IND 14 for 14 yards (A.Morrison). | P18 |
| <u>1-10-IND 14</u> | (11:45) D.Murray right guard to IND 9 for 5 yards (M.Farley). | |
| 2-5-IND 9 | (11:26) D.Murray up the middle to IND 5 for 4 yards (J.Simon; A.Morrison). | |
| 3-1-IND 5 | (10:46) D.Murray left tackle to IND 3 for 2 yards (J.Simon). | R19 |
| <u>1-3-IND 3</u> | (10:05) D.Murray up the middle for 3 yards, TOUCHDOWN. | R20 |
| | R.Succop extra point is GOOD, Center-B.Brinkley, Holder-B.Kern. | |

IND 19 TEN 22, 15 plays, 87 yards, 8:24 drive, 4:59 elapsed

R.Succop kicks 65 yards from TEN 35 to IND 0. Q.Bray pushed ob at TEN 40 for 60 yards (B.McCain).

Indianapolis Colts at 10:01, (1st play from scrimmage 9:51)

| | | |
|--------------------|--|-----|
| 1-10-TEN 40 | (9:51) J.Brissett scrambles up the middle to TEN 37 for 3 yards (W.Woodyard). | |
| 2-7-TEN 37 | (9:07) (Shotgun) J.Brissett pass short left to D.Moncrief to TEN 24 for 13 yards (D.Searcy; A.Williamson) [J.Casey]. | P14 |
| <u>1-10-TEN 24</u> | (8:24) F.Gore up the middle to TEN 23 for 1 yard (D.Jones). | |
| 2-9-TEN 23 | (7:42) (Shotgun) J.Brissett pass incomplete short right [W.Woodyard]. | |
| | PENALTY on IND-J.Brissett, Intentional Grounding, 11 yards, enforced at TEN 23. | |
| 3-20-TEN 34 | (7:37) (Shotgun) J.Brissett pass incomplete short middle to J.Doyle (J.Brown). | |
| 4-20-TEN 34 | (7:32) (Field Goal formation) A.Vinatieri 52 yard field goal is GOOD, Center-L.Rhodes, Holder-R.Sanchez. | |

IND 22 TEN 22, 6 plays, 6 yards, 2:34 drive, 7:33 elapsed

R.Sanchez kicks 65 yards from IND 35 to end zone, Touchback.

Tennessee Titans at 7:27

| | | |
|--------------------|---|-----|
| 1-10-TEN 25 | (7:27) D.Henry up the middle to TEN 26 for 1 yard (J.Hankins; A.Morrison). | |
| 2-9-TEN 26 | (6:46) (Shotgun) M.Mariota pass short left to E.Decker to TEN 36 for 10 yards (V.Davis). | P21 |
| <u>1-10-TEN 36</u> | (6:01) M.Mariota pass short right to E.Decker ran ob at TEN 47 for 11 yards. | P22 |
| <u>1-10-TEN 47</u> | (5:37) (Shotgun) M.Mariota pass deep right to T.Taylor for 53 yards, TOUCHDOWN [J.Hankins]. | P23 |
| | PENALTY on IND-J.Hankins, Roughing the Passer, 15 yards, enforced between downs. | |
| | R.Succop extra point is GOOD, Center-B.Brinkley, Holder-B.Kern. | |

IND 22 TEN 29, 4 plays, 75 yards, 1:58 drive, 9:31 elapsed

R.Succop kicks 50 yards from 50 to end zone, Touchback.

Indianapolis Colts at 5:29

| | | |
|--------------------|--|-----|
| 1-10-IND 25 | (5:29) (Shotgun) J.Brissett pass incomplete short right to K.Aiken. | |
| 2-10-IND 25 | (5:21) (Shotgun) J.Brissett pass short right to J.Doyle pushed ob at IND 26 for 1 yard (K.Byard). | |
| | PENALTY on TEN-K.Byard, Unnecessary Roughness, 15 yards, enforced at IND 26. | X15 |
| <u>1-10-IND 41</u> | (5:06) R.Turbin up the middle to IND 38 for -3 yards (L.Ryan). | |
| 2-13-IND 38 | (4:25) (Shotgun) J.Brissett pass short right to R.Turbin to TEN 46 for 16 yards (E.Walden). | P16 |
| <u>1-10-TEN 46</u> | (3:39) (Shotgun) R.Turbin right guard to TEN 45 for 1 yard (D.Jones). | |
| 2-9-TEN 45 | (3:02) (Shotgun) J.Brissett pass short left to D.Moncrief to TEN 22 for 23 yards (W.Woodyard). | P17 |
| | Penalty on TEN-A.Jackson, Defensive Holding, declined. | |
| <u>1-10-TEN 22</u> | (2:49) (Shotgun) J.Brissett pass incomplete short left to M.Mack. | |
| 2-10-TEN 22 | (2:45) (Shotgun) J.Brissett pass short right to J.Doyle to TEN 20 for 2 yards (L.Ryan). FUMBLES (L.Ryan), RECOVERED by TEN-L.Ryan at TEN 23. L.Ryan to TEN 23 for no gain (J.Doyle). | |
| | The Replay Official reviewed the pass completion ruling, and the play was REVERSED. | |
| 3-10-TEN 22 | (Shotgun) J.Brissett pass incomplete short right to J.Doyle (L.Ryan). | |
| | (2:41) (Shotgun) J.Brissett pass short middle to R.Turbin to TEN 13 for 9 yards (L.Ryan). IND-R.Turbin was injured during the play. His return is Questionable. | |
| 4-1-TEN 13 | (2:26) J.Brissett sacked at TEN 13 for 0 yards (W.Woodyard). | |
| | Indianapolis challenged the short of the line to gain ruling, and the play was Upheld. The ruling on the field stands. (Timeout #1 at 02:19.) | |

Tennessee Titans at 2:19

| | | |
|-------------|---|--|
| 1-10-TEN 13 | (2:19) D.Henry up the middle to TEN 15 for 2 yards (J.Hankins). | |
|-------------|---|--|

Two-Minute Warning

Indianapolis Colts vs Tennessee Titans at Nissan Stadium

| | | |
|--------------------|--|-----|
| 2-8-TEN 15 | (2:00) D.Henry left guard to TEN 23 for 8 yards (T.Green). | R24 |
| | Timeout #2 by IND at 01:53. | |
| <u>1-10-TEN 23</u> | (1:53) D.Henry left tackle to TEN 24 for 1 yard (M.Hunt). | |
| | Timeout #3 by IND at 01:47. | |
| 2-9-TEN 24 | (1:47) D.Henry left tackle to TEN 28 for 4 yards (V.Davis; J.Simon). | |
| | Timeout #1 by TEN at 01:01. | |
| 3-5-TEN 28 | (1:01) D.Henry left end for 72 yards, TOUCHDOWN. | R25 |
| | R.Succop extra point is GOOD, Center-B.Brinkley, Holder-B.Kern. | |

| |
|---|
| IND 22 TEN 36, 5 plays, 87 yards, 1:32 drive, 14:13 elapsed |
|---|

R.Succop kicks 65 yards from TEN 35 to end zone, Touchback.

Indianapolis Colts at 0:47

| | | |
|--------------------|---|-----|
| 1-10-IND 25 | (:47) (Shotgun) J.Brissett pass short left to F.Gore to IND 32 for 7 yards (J.Casey). | P18 |
| 2-3-IND 32 | (:24) (No Huddle, Shotgun) J.Brissett pass short right to J.Doyle pushed ob at IND 39 for 7 yards (L.Ryan). | |
| <u>1-10-IND 39</u> | (:17) (Shotgun) J.Brissett pass short right to J.Doyle to IND 45 for 6 yards (B.Orakpo; J.Brown). | |

END OF QUARTER

| | Score | Time Poss | First Downs | | | | Efficiencies | |
|--------------------|-------|-----------|-------------|---|---|----|--------------|--------|
| | | | R | P | X | T | 3 Down | 4 Down |
| Indianapolis Colts | 22 | 6:31 | 0 | 4 | 1 | 5 | 0/2 | 0/1 |
| Tennessee Titans | 36 | 8:29 | 5 | 5 | 0 | 10 | 3/3 | 1/1 |

10/16/2017 at Nissan Stadium

| Indianapolis Colts | Regular Defensive Plays | | | | | | | | | | | | Special Teams | | | | | Misc | | | |
|--------------------|-------------------------|-----|------|----|-------|-----|---|----|----|----|----|-----|---------------|----|----|----|-----|------|----|----|--|
| | TKL | AST | COMB | SK | / YDS | TFL | Q | IN | PD | FF | FR | TKL | AST | FF | FR | BL | TKL | AST | FF | FR | |
| J.Simon | 6 | 5 | 11 | 1 | 1 | 2 | 3 | 1 | 1 | 0 | 0 | 0 | 0 | 0 | 0 | 0 | 0 | 0 | 0 | 0 | |
| M.Farley | 4 | 3 | 7 | 0 | 0 | 0 | 0 | 0 | 0 | 0 | 0 | 0 | 0 | 0 | 0 | 0 | 0 | 0 | 0 | 0 | |
| A.Morrison | 4 | 3 | 7 | 0 | 0 | 0 | 0 | 0 | 0 | 0 | 0 | 0 | 0 | 0 | 0 | 0 | 0 | 0 | 0 | 0 | |
| J.Bostic | 4 | 1 | 5 | 0 | 0 | 0 | 0 | 0 | 0 | 0 | 0 | 0 | 0 | 0 | 0 | 0 | 0 | 0 | 0 | 0 | |
| A.Woods | 3 | 2 | 5 | 0 | 0 | 0 | 0 | 0 | 0 | 0 | 0 | 0 | 0 | 0 | 0 | 0 | 0 | 0 | 0 | 0 | |
| R.Melvin | 3 | 1 | 4 | 0 | 0 | 1 | 0 | 0 | 3 | 0 | 0 | 0 | 0 | 0 | 0 | 0 | 0 | 0 | 0 | 0 | |
| V.Davis | 3 | 1 | 4 | 0 | 0 | 0 | 0 | 0 | 0 | 0 | 0 | 0 | 0 | 0 | 0 | 0 | 0 | 0 | 0 | 0 | |
| J.Hankins | 1 | 3 | 4 | 0 | 0 | 0 | 1 | 0 | 0 | 0 | 0 | 0 | 0 | 0 | 0 | 0 | 0 | 0 | 0 | 0 | |
| M.Hooker | 3 | 0 | 3 | 0 | 0 | 0 | 0 | 0 | 1 | 0 | 0 | 0 | 0 | 0 | 0 | 0 | 0 | 0 | 0 | 0 | |
| J.Sheard | 2 | 1 | 3 | 0 | 0 | 0 | 2 | 0 | 0 | 0 | 0 | 0 | 0 | 0 | 0 | 0 | 0 | 0 | 0 | 0 | |
| D.Butler | 2 | 0 | 2 | 0 | 0 | 0 | 0 | 0 | 0 | 0 | 0 | 0 | 0 | 0 | 0 | 0 | 0 | 0 | 0 | 0 | |
| M.Hunt | 1 | 1 | 2 | 0 | 0 | 0 | 0 | 0 | 0 | 0 | 0 | 0 | 0 | 0 | 0 | 0 | 0 | 0 | 0 | 0 | |
| B.Mingo | 1 | 0 | 1 | 0 | 0 | 0 | 0 | 0 | 0 | 0 | 0 | 0 | 1 | 0 | 0 | 0 | 0 | 0 | 0 | 0 | |
| G.Stewart | 1 | 0 | 1 | 0 | 0 | 0 | 0 | 0 | 0 | 0 | 0 | 0 | 0 | 0 | 0 | 0 | 0 | 0 | 0 | 0 | |
| N.Hairston | 1 | 0 | 1 | 0 | 0 | 0 | 0 | 0 | 0 | 0 | 0 | 0 | 0 | 0 | 0 | 0 | 0 | 0 | 0 | 0 | |
| T.Green | 1 | 0 | 1 | 0 | 0 | 0 | 0 | 0 | 0 | 0 | 0 | 0 | 0 | 0 | 0 | 0 | 0 | 0 | 0 | 0 | |
| H.Anderson | 0 | 1 | 1 | 0 | 0 | 0 | 0 | 0 | 0 | 0 | 0 | 0 | 0 | 0 | 0 | 0 | 0 | 0 | 0 | 0 | |
| R.Sanchez | 0 | 0 | 0 | 0 | 0 | 0 | 0 | 0 | 0 | 0 | 0 | 0 | 1 | 0 | 0 | 0 | 0 | 0 | 0 | 0 | |
| R.Turbin | 0 | 0 | 0 | 0 | 0 | 0 | 0 | 0 | 0 | 0 | 0 | 0 | 1 | 0 | 0 | 0 | 0 | 0 | 0 | 0 | |
| K.Moore | 0 | 0 | 0 | 0 | 0 | 0 | 0 | 0 | 0 | 0 | 0 | 0 | 0 | 1 | 0 | 0 | 0 | 0 | 0 | 0 | |
| J.George | 0 | 0 | 0 | 0 | 0 | 0 | 0 | 0 | 0 | 0 | 0 | 0 | 0 | 1 | 0 | 0 | 0 | 0 | 0 | 0 | |
| J.Doyle | 0 | 0 | 0 | 0 | 0 | 0 | 0 | 0 | 0 | 0 | 0 | 0 | 0 | 0 | 0 | 0 | 0 | 1 | 0 | 0 | |
| Total | 40 | 22 | 62 | 1 | 1 | 3 | 6 | 1 | 5 | 0 | 0 | 3 | 2 | 0 | 0 | 0 | 1 | 0 | 0 | 0 | |

| Tennessee Titans | Regular Defensive Plays | | | | | | | | | | | | Special Teams | | | | | Misc | | | |
|------------------|-------------------------|-----|------|----|-------|-----|----|----|----|----|----|-----|---------------|----|----|----|-----|------|----|----|--|
| | TKL | AST | COMB | SK | / YDS | TFL | QH | IN | PD | FF | FR | TKL | AST | FF | FR | BL | TKL | AST | FF | FR | |
| W.Woodyard | 6 | 2 | 8 | 1 | 0 | 0 | 3 | 0 | 0 | 0 | 1 | 0 | 0 | 0 | 0 | 0 | 0 | 0 | 0 | 0 | |
| A.Williamson | 4 | 2 | 6 | 0 | 0 | 0 | 0 | 0 | 0 | 1 | 0 | 0 | 0 | 0 | 0 | 0 | 0 | 0 | 0 | 0 | |
| J.Casey | 3 | 0 | 3 | 0 | 0 | 0 | 1 | 0 | 0 | 0 | 0 | 0 | 0 | 0 | 0 | 0 | 0 | 0 | 0 | 0 | |
| L.Ryan | 3 | 0 | 3 | 0 | 0 | 1 | 0 | 0 | 2 | 0 | 0 | 0 | 0 | 0 | 0 | 0 | 0 | 0 | 0 | 0 | |
| K.Byard | 3 | 0 | 3 | 0 | 0 | 0 | 0 | 0 | 0 | 0 | 0 | 0 | 0 | 0 | 0 | 0 | 0 | 0 | 0 | 0 | |
| J.Brown | 2 | 1 | 3 | 0 | 0 | 0 | 0 | 0 | 2 | 0 | 0 | 0 | 0 | 0 | 0 | 0 | 0 | 0 | 0 | 0 | |
| E.Walden | 2 | 0 | 2 | 0 | 0 | 0 | 1 | 0 | 0 | 0 | 0 | 0 | 0 | 0 | 0 | 0 | 0 | 0 | 0 | 0 | |
| A.Jackson | 2 | 0 | 2 | 0 | 0 | 0 | 0 | 0 | 0 | 0 | 0 | 0 | 0 | 0 | 0 | 0 | 0 | 0 | 0 | 0 | |
| K.Klug | 2 | 0 | 2 | 0 | 0 | 0 | 0 | 0 | 0 | 0 | 0 | 0 | 0 | 0 | 0 | 0 | 0 | 0 | 0 | 0 | |
| D.Jones | 2 | 0 | 2 | 0 | 0 | 0 | 0 | 0 | 0 | 0 | 0 | 0 | 0 | 0 | 0 | 0 | 0 | 0 | 0 | 0 | |
| C.Riley | 1 | 1 | 2 | 0 | 0 | 0 | 0 | 0 | 0 | 0 | 0 | 1 | 0 | 0 | 0 | 0 | 0 | 0 | 0 | 0 | |
| D.Searcy | 1 | 1 | 2 | 0 | 0 | 0 | 0 | 0 | 0 | 0 | 0 | 0 | 0 | 0 | 0 | 0 | 0 | 0 | 0 | 0 | |
| L.Sims | 1 | 0 | 1 | 0 | 0 | 1 | 0 | 0 | 0 | 0 | 0 | 1 | 1 | 0 | 0 | 0 | 0 | 0 | 0 | 0 | |
| D.Morgan | 1 | 0 | 1 | 0 | 0 | 0 | 0 | 0 | 0 | 0 | 0 | 0 | 0 | 0 | 0 | 0 | 0 | 0 | 0 | 0 | |
| A.Johnson | 1 | 0 | 1 | 0 | 0 | 0 | 0 | 0 | 0 | 0 | 0 | 0 | 0 | 0 | 0 | 0 | 0 | 0 | 0 | 0 | |
| B.Orakpo | 0 | 1 | 1 | 0 | 0 | 0 | 0 | 0 | 0 | 0 | 0 | 0 | 0 | 0 | 0 | 0 | 0 | 0 | 0 | 0 | |
| N.Palmer | 0 | 0 | 0 | 0 | 0 | 0 | 0 | 0 | 0 | 0 | 0 | 1 | 0 | 0 | 0 | 0 | 0 | 0 | 0 | 0 | |
| B.McCain | 0 | 0 | 0 | 0 | 0 | 0 | 0 | 0 | 0 | 0 | 0 | 1 | 0 | 0 | 0 | 0 | 0 | 0 | 0 | 0 | |
| R.Succop | 0 | 0 | 0 | 0 | 0 | 0 | 0 | 0 | 0 | 0 | 0 | 0 | 1 | 0 | 0 | 0 | 0 | 0 | 0 | 0 | |
| Total | 34 | 8 | 42 | 1 | 0 | 2 | 5 | 0 | 4 | 1 | 1 | 4 | 2 | 0 | 0 | 0 | 0 | 0 | 0 | 0 | |

Indianapolis Colts vs Tennessee Titans
10/16/2017 at Nissan Stadium

Ball Possession And Drive Chart

Indianapolis Colts

| # | Time Recd | Time Lost | Time Poss | How Ball Obtained | Drive Began | # Play | Yds Gain | Yds Pen | Net Yds | 1st Down | Last Scrm | How Given Up |
|----|-----------|-----------|-----------|-------------------|-------------|--------|----------|---------|---------|----------|-----------|--------------|
| 1 | 11:15 | 6:45 | 4:30 | Kickoff | IND 30 | 9 | 52 | 0 | 52 | 3 | * TEN 18 | Field Goal |
| 2 | 0:47 | 10:54 | 4:53 | Kickoff | IND 27 | 9 | 73 | 0 | 73 | 5 | * TEN 8 | Touchdown |
| 3 | 4:10 | 0:14 | 3:56 | Kickoff | IND 25 | 12 | 61 | 8 | 69 | 5 | * TEN 6 | Field Goal |
| 4 | 15:00 | 13:58 | 1:02 | Kickoff | IND 25 | 3 | 4 | 0 | 4 | 0 | IND 29 | Punt |
| 5 | 9:43 | 8:34 | 1:09 | Kickoff | IND 12 | 3 | 5 | 0 | 5 | 0 | IND 17 | Punt |
| 6 | 7:34 | 6:38 | 0:56 | Punt | IND 16 | 2 | 14 | 0 | 14 | 0 | IND 19 | Fumble |
| 7 | 4:35 | 3:25 | 1:10 | Kickoff | IND 20 | 3 | 4 | 0 | 4 | 0 | IND 24 | Punt |
| 8 | 10:01 | 7:27 | 2:34 | Kickoff | TEN 40 | 6 | 17 | -11 | 6 | 1 | TEN 34 | Field Goal |
| 9 | 5:29 | 2:19 | 3:10 | Kickoff | IND 25 | 10 | 47 | 15 | 62 | 3 | * TEN 13 | Downs |
| 10 | 0:47 | 0:00 | 0:47 | Kickoff | IND 25 | 3 | 20 | 0 | 20 | 1 | IND 39 | End of Game |

(265) Average IND 26

Tennessee Titans

| # | Time Recd | Time Lost | Time Poss | How Ball Obtained | Drive Began | # Play | Yds Gain | Yds Pen | Net Yds | 1st Down | Last Scrm | How Given Up |
|----|-----------|-----------|-----------|-------------------|-------------|--------|----------|---------|---------|----------|-----------|--------------|
| 1 | 15:00 | 11:15 | 3:45 | Kickoff | TEN 40 | 8 | 25 | 5 | 30 | 2 | IND 30 | Field Goal |
| 2 | 6:45 | 0:47 | 5:58 | Kickoff | TEN 25 | 10 | 56 | 5 | 61 | 3 | * IND 14 | Field Goal |
| 3 | 10:54 | 4:10 | 6:44 | Kickoff | TEN 6 | 12 | 72 | 0 | 72 | 4 | IND 22 | Field Goal |
| 4 | 0:14 | 0:00 | 0:14 | Kickoff | TEN 25 | 1 | -1 | 0 | -1 | 0 | TEN 25 | End of Half |
| 5 | 13:58 | 13:50 | 0:08 | Punt | TEN 26 | 1 | 0 | 0 | 0 | 0 | TEN 26 | Interception |
| 6 | 13:50 | 9:43 | 4:07 | Kickoff | TEN 25 | 8 | 30 | 15 | 45 | 3 | IND 30 | Field Goal |
| 7 | 8:34 | 7:34 | 1:00 | Punt | TEN 34 | 3 | 6 | 0 | 6 | 0 | TEN 40 | Punt |
| 8 | 6:38 | 4:35 | 2:03 | Fumble | IND 31 | 5 | 26 | 0 | 26 | 1 | * IND 5 | Field Goal |
| 9 | 3:25 | 10:01 | 8:24 | Punt | TEN 13 | 15 | 97 | -10 | 87 | 7 | * IND 3 | Touchdown |
| 10 | 7:27 | 5:29 | 1:58 | Kickoff | TEN 25 | 4 | 75 | 0 | 75 | 3 | TEN 47 | Touchdown |
| 11 | 2:19 | 0:47 | 1:32 | Downs | TEN 13 | 5 | 87 | 0 | 87 | 2 | TEN 28 | Touchdown |

(301) Average TEN 27

* inside opponent's 20

Time of Possession by Quarter

| Visitor | Indianapolis Colts | 1st | 2nd | 3rd | 4th | OT | Total |
|---------|--------------------|------|------|-------|------|----|-------|
| Home | Tennessee Titans | 5:17 | 8:02 | 4:17 | 6:31 | | 24:07 |
| | | 9:43 | 6:58 | 10:43 | 8:29 | | 35:53 |

Kickoff Drive No.-Start Average

Colts: 9 - IND 28 Titans: 6 - TEN 24

Miscellaneous Statistics Report

Indianapolis Colts vs Tennessee Titans

10/16/2017 at Nissan Stadium

Ten Longest Plays for Indianapolis Colts

| Yards | Qtr | Play Start | Play Description |
|-------|-----|-------------|--|
| 23 | 4 | 2-9-TEN 45 | (3:02) (Shotgun) J.Brissett pass short left to D.Moncrief to TEN 22 for 23 yards (W.Woodyard). Penalty on TEN-A.Jackson, Defensive Holding, declined. |
| 22 | 1 | 2-1-IND 39 | (10:27) M.Mack up the middle to TEN 39 for 22 yards (A.Jackson). |
| 19 | 2 | 3-3-TEN 42 | (13:00) (Shotgun) J.Brissett pass deep left to T.Hilton ran ob at TEN 23 for 19 yards. |
| 16 | 4 | 2-10-IND 25 | (5:21) (Shotgun) J.Brissett pass short right to J.Doyle pushed ob at IND 26 for 1 yard (K.Byard). PENALTY on TEN-K.Byard, Unnecessary Roughness, 15 yards, enforced at IND 26. |
| 16 | 4 | 2-13-IND 38 | (4:25) (Shotgun) J.Brissett pass short right to R.Turbin to TEN 46 for 16 yards (E.Walden). |
| 14 | 1 | 1-10-IND 27 | (:39) J.Brissett pass short right to K.Aiken to IND 41 for 14 yards (A.Williamson). |
| 13 | 4 | 2-7-TEN 37 | (9:07) (Shotgun) J.Brissett pass short left to D.Moncrief to TEN 24 for 13 yards (D.Searcy; A.Williamson) [J.Casey]. |
| 12 | 2 | 1-10-IND 25 | (4:10) F.Gore up the middle to IND 37 for 12 yards (D.Searcy). |
| 12 | 2 | 2-5-TEN 45 | (1:38) (No Huddle, Shotgun) J.Brissett pass short left to D.Moncrief ran ob at TEN 33 for 12 yards. |
| 11 | 1 | 1-10-TEN 39 | (9:43) (Shotgun) J.Brissett pass short right to D.Moncrief to TEN 28 for 11 yards (A.Jackson). |

Ten Longest Plays for Tennessee Titans

| Yards | Qtr | Play Start | Play Description |
|-------|-----|-------------|--|
| 72 | 4 | 3-5-TEN 28 | (1:01) D.Henry left end for 72 yards, TOUCHDOWN. |
| 53 | 4 | 1-10-TEN 47 | (5:37) (Shotgun) M.Mariota pass deep right to T.Taylor for 53 yards, TOUCHDOWN [J.Hankins]. |
| 27 | 1 | 1-10-TEN 33 | (4:52) M.Mariota pass deep left to E.Decker pushed ob at IND 40 for 27 yards (M.Hooker). |
| 27 | 3 | 1-10-IND 31 | (6:38) M.Mariota pass short left to R.Matthews pushed ob at IND 4 for 27 yards (M.Hooker). |
| 23 | 3 | 3-6-TEN 29 | (12:23) (Shotgun) M.Mariota pass short left to E.Decker to TEN 37 for 8 yards (D.Butler) [J.Sheard]. |
| 21 | 3 | 1-10-TEN 13 | (3:25) M.Mariota pass deep right to E.Decker ran ob at TEN 34 for 21 yards [J.Simon]. |
| 19 | 2 | 1-10-TEN 25 | (8:49) M.Mariota pass short left to R.Matthews to TEN 44 for 19 yards (M.Farley; J.Simon) [J.Sheard]. |
| 18 | 1 | 3-7-IND 37 | (3:02) (Shotgun) M.Mariota pass short left to D.Murray to IND 19 for 18 yards (M.Hooker) [J.Simon]. |
| 16 | 4 | 3-12-IND 44 | (12:49) (Shotgun) M.Mariota pass deep right to R.Matthews ran ob at IND 28 for 16 yards. IND-C.Milton was injured during |
| 14 | 4 | 1-10-IND 28 | (12:28) M.Mariota pass short right to D.Henry to IND 14 for 14 yards (A.Morrison). |

Touchdown Scoring Information

| | | Offense | Defense | Special Teams |
|----------------|--------------------|---------|---------|---------------|
| VISITOR | Indianapolis Colts | 1 | 1 | 0 |
| HOME | Tennessee Titans | 3 | 0 | 0 |

Player Scoring Information

| Club | Player | TD | Rush TD | Rec TD | KO TD | Punt TD | Int TD | Fum TD | Misc TD | FG | XP | 2Pt Rush | 2Pt Rec | Sfty | Points |
|------|-------------|----|---------|--------|-------|---------|--------|--------|---------|----|----|----------|---------|------|--------|
| IND | A.Vinatieri | 0 | 0 | 0 | 0 | 0 | 0 | 0 | 0 | 3 | 1 | 0 | 0 | 0 | 10 |
| IND | J.Doyle | 0 | 0 | 1 | 0 | 0 | 0 | 0 | 0 | 0 | 0 | 0 | 0 | 0 | 6 |
| IND | J.Simon | 0 | 0 | 0 | 0 | 0 | 1 | 0 | 0 | 0 | 0 | 0 | 0 | 0 | 6 |
| TEN | R.Succop | 0 | 0 | 0 | 0 | 0 | 0 | 0 | 0 | 5 | 3 | 0 | 0 | 0 | 18 |
| TEN | D.Henry | 0 | 1 | 0 | 0 | 0 | 0 | 0 | 0 | 0 | 0 | 0 | 0 | 0 | 6 |
| TEN | D.Murray | 0 | 1 | 0 | 0 | 0 | 0 | 0 | 0 | 0 | 0 | 0 | 0 | 0 | 6 |
| TEN | T.Taylor | 0 | 0 | 1 | 0 | 0 | 0 | 0 | 0 | 0 | 0 | 0 | 0 | 0 | 6 |

Possession Detail

| | First Half | | Second Half | | Game | |
|-----------------------------|------------|------|-------------|-------|---------|-------|
| | Visitor | Home | Visitor | Home | Visitor | Home |
| Largest Lead | 4 | 3 | 10 | 14 | 10 | 14 |
| Drives Leading | 1 | 0 | 4 | 1 | 5 | 1 |
| Time of Possession Leading | 3:56 | 0:00 | 4:17 | 1:32 | 8:13 | 1:32 |
| Largest Deficit | -3 | -4 | -14 | -10 | -14 | -10 |
| Drives Trailing | 2 | 2 | 3 | 5 | 5 | 7 |
| Time of Possession Trailing | 9:23 | 6:58 | 6:31 | 15:42 | 15:54 | 22:40 |
| Times Score Tied Up | | 1 | | 1 | | 2 |
| Lead Changes | | 3 | | 2 | | 5 |

Playtime Percentage

Percent of playtime per player on offense, defense and special teams

| Indianapolis Colts | | | | | | Tennessee Titans | | | | | |
|--------------------|----|---------|---------|---------------|-----|------------------|----|---------|---------|---------------|-----|
| | | Offense | Defense | Special Teams | | | | Offense | Defense | Special Teams | |
| J Haeg | G | 58 100% | | 5 | 16% | T Lewan | T | 70 100% | | 8 | 25% |
| J Doyle | TE | 58 100% | | 5 | 16% | Q Spain | G | 70 100% | | 8 | 25% |
| J Vujnovich | G | 58 100% | | 5 | 16% | B Jones | C | 70 100% | | 1 | 3% |
| L Clark | G | 58 100% | | 5 | 16% | J Conklin | T | 69 99% | | 8 | 25% |
| J Brissett | QB | 58 100% | | | | J Kline | G | 69 99% | | 8 | 25% |
| R Kelly | C | 58 100% | | | | M Mariota | QB | 69 99% | | | |
| A Castonzo | T | 58 100% | | | | E Decker | WR | 58 83% | | | |
| T Hilton | WR | 54 93% | | | | R Matthews | WR | 53 76% | | | |
| K Aiken | WR | 51 88% | | 9 | 28% | D Walker | TE | 44 63% | | | |
| D Moncrief | WR | 42 72% | | | | J Smith | TE | 43 61% | | 6 | 19% |
| F Gore | RB | 23 40% | | | | D Henry | RB | 39 56% | | | |
| R Turbin | RB | 21 36% | | 18 | 56% | D Murray | RB | 39 56% | | | |
| M Mack | RB | 14 24% | | | | T Taylor | WR | 30 43% | | 1 | 3% |
| B Williams | TE | 13 22% | | 18 | 56% | P Supernaw | TE | 18 26% | | 19 | 59% |
| C Rogers | WR | 7 12% | | | | J Fowler | FB | 14 20% | | | |
| D Daniels | TE | 6 10% | | 15 | 47% | D Kelly | T | 10 14% | | 8 | 25% |
| M Person | C | 1 2% | | 5 | 16% | E Weems | WR | 4 6% | | 19 | 59% |
| J Bostic | LB | | 70 100% | 8 | 25% | B Schwenke | C | 1 1% | | 7 | 22% |
| M Hooker | FS | | 70 100% | | | W Woodyard | LB | | 58 100% | 6 | 19% |
| V Davis | CB | | 69 99% | | | K Byard | FS | | 58 100% | 5 | 16% |
| J Sheard | LB | | 63 90% | | | L Ryan | CB | | 57 98% | 5 | 16% |
| J Simon | LB | | 62 89% | 8 | 25% | J Casey | DT | | 54 93% | 4 | 12% |
| A Morrison | LB | | 59 84% | 11 | 34% | A Jackson | CB | | 51 88% | 9 | 28% |
| R Melvin | CB | | 59 84% | | | B Orakpo | LB | | 51 88% | | |
| M Farley | SS | | 57 81% | 12 | 38% | D Searcy | SS | | 44 76% | 6 | 19% |
| J Hankins | DT | | 52 74% | | | E Walden | LB | | 41 71% | 5 | 16% |
| H Anderson | DE | | 49 70% | 8 | 25% | L Sims | CB | | 34 59% | 17 | 53% |
| A Woods | NT | | 45 64% | 8 | 25% | D Jones | DE | | 34 59% | 13 | 41% |
| N Hairston | CB | | 25 36% | 1 | 3% | A Williamson | LB | | 31 53% | | |
| M Hunt | DE | | 24 34% | 24 | 75% | J Brown | LB | | 27 47% | 4 | 12% |
| B Mingo | LB | | 16 23% | 19 | 59% | D Morgan | LB | | 27 47% | | |
| G Stewart | NT | | 13 19% | 5 | 16% | C Riley | FS | | 17 29% | 18 | 56% |
| D Butler | FS | | 12 17% | 8 | 25% | A Johnson | NT | | 17 29% | 5 | 16% |
| P Desir | CB | | 8 11% | | | K Klug | DT | | 13 22% | 13 | 41% |
| T Green | SS | | 6 9% | 8 | 25% | B McCain | CB | | 12 21% | 12 | 38% |
| H Ridgeway | DT | | 6 9% | 8 | 25% | D King | DE | | 10 17% | 1 | 3% |
| J George | LB | | 5 7% | 19 | 59% | N Palmer | LB | | 2 3% | 18 | 56% |
| K Moore | CB | | | 27 | 84% | D Bates | LB | | | 24 | 75% |
| C Milton | CB | | | 27 | 84% | B Trawick | FS | | | 24 | 75% |
| D Sankey | LB | | | 18 | 56% | D Fluellen | RB | | | 19 | 59% |
| Q Bray | WR | | | 16 | 50% | R Succop | K | | | 17 | 53% |
| R Sanchez | P | | | 14 | 44% | T Smith | CB | | | 16 | 50% |
| L Rhodes | LS | | | 8 | 25% | B Kern | P | | | 9 | 28% |
| K Kalis | G | | | 5 | 16% | B Brinkley | LS | | | 9 | 28% |
| A Vinatieri | K | | | 5 | 16% | | | | | | |

2017 TENNESSEE TITANS REGULAR SEASON STATISTICS

Won 3, Lost 3

| Date | W-L | Score | OT | Opponent | Attendance |
|-------|-----|-------|----|------------------|------------|
| 09/10 | L | 16-26 | | Oakland | 69,089 |
| 09/17 | W | 37-16 | | at Jacksonville | 61,709 |
| 09/24 | W | 33-27 | | Seattle | 69,127 |
| 10/01 | L | 14-57 | | at Houston | 71,804 |
| 10/08 | L | 10-16 | | at Miami | 65,135 |
| 10/16 | W | 36-22 | | Indianapolis | 63,888 |
| 10/22 | | | | at Cleveland | |
| 11/05 | | | | Baltimore | |
| 11/12 | | | | Cincinnati | |
| 11/16 | | | | at Pittsburgh | |
| 11/26 | | | | at Indianapolis | |
| 12/03 | | | | Houston | |
| 12/10 | | | | at Arizona | |
| 12/17 | | | | at San Francisco | |
| 12/24 | | | | L.A. Rams | |
| 12/31 | | | | Jacksonville | |

| Statistic | Tenn. | Opp. |
|--------------------------|----------------|----------------|
| Total First Downs | 111 | 129 |
| Rushing | 35 | 33 |
| Passing | 64 | 88 |
| Penalty | 12 | 8 |
| 3rd Down: Made/Att | 27/75 | 28/75 |
| 3rd Down Pct. | 36.0 | 37.3 |
| 4th Down: Made/Att | 1/1 | 3/5 |
| 4th Down Pct. | 100.0 | 60.0 |
| Possession Avg. | 29:43 | 30:18 |
| Total Net Yards | 2016 | 2022 |
| Avg. Per Game | 336.0 | 337.0 |
| Total Plays | 360 | 390 |
| Avg. Per Play | 5.6 | 5.2 |
| Net Yards Rushing | 792 | 635 |
| Avg. Per Game | 132.0 | 105.8 |
| Total Rushes | 165 | 169 |
| Net Yards Passing | 1224 | 1387 |
| Avg. Per Game | 204.0 | 231.2 |
| Sacked/Yards Lost | 11/36 | 8/58 |
| Gross Yards | 1260 | 1445 |
| Att./Completions | 184/114 | 213/129 |
| Completion Pct. | 62.0 | 60.6 |
| Had Intercepted | 6 | 4 |
| Punts/Average | 29/51.5 | 30/51.1 |
| Net Punting Avg. | 29/46.9 | 30/45.0 |
| Penalties/Yards | 38/374 | 39/340 |
| Fumbles/Ball Lost | 3/3 | 10/3 |
| Touchdowns | 14 | 19 |
| Rushing | 9 | 3 |
| Passing | 5 | 13 |
| Returns | 0 | 3 |

| Score By Periods | Q1 | Q2 | Q3 | Q4 | OT | PTS |
|------------------|-----------|-----------|-----------|-----------|----------|------------|
| Team | 16 | 35 | 54 | 41 | 0 | 146 |
| Opponents | 37 | 39 | 23 | 65 | 0 | 164 |

| Scoring | TD | Rush | Rec | Ret | K-PAT | FG | S | PTS |
|------------------|-----------|----------|-----------|----------|--------------|--------------|----------|------------|
| Succop | 0 | 0 | 0 | 0 | 14/14 | 16/17 | 0 | 62 |
| Mariota | 3 | 3 | 0 | 0 | | | 0 | 18 |
| Henry | 2 | 2 | 0 | 0 | | | 0 | 12 |
| Murray | 2 | 2 | 0 | 0 | | | 0 | 12 |
| J. Smith | 2 | 0 | 2 | 0 | | | 0 | 12 |
| Fowler | 1 | 1 | 0 | 0 | | | 0 | 6 |
| Matthews | 1 | 0 | 1 | 0 | | | 0 | 6 |
| Supernaw | 1 | 0 | 1 | 0 | | | 0 | 6 |
| Taylor | 1 | 0 | 1 | 0 | | | 0 | 6 |
| Walker | 1 | 1 | 0 | 0 | | | 0 | 6 |
| Team | 14 | 9 | 5 | 0 | 14/14 | 16/17 | 0 | 146 |
| Opponents | 19 | 3 | 13 | 3 | 14/17 | 12/12 | 0 | 164 |

2-Pt Conv: TM 0-0, OPP 0-2

Sacks: Morgan 3, Casey 2, Orakpo 1, Walden 1, Woodyard 1, TM 8, OPP 11

FUM/Lost: Cassel 2/2, Murray 1/1

| Passing | Att | Cmp | Yds | Cmp% | Yds/Att | TD | TD% | Int | Int% | Long | Sack/Lost | Rating |
|------------------|------------|------------|-------------|-------------|-------------|-----------|------------|----------|------------|------------|--------------|-------------|
| Mariota | 142 | 89 | 1098 | 62.7 | 7.73 | 4 | 2.8 | 4 | 2.8 | 55t | 3/6 | 84.2 |
| Cassel | 42 | 25 | 162 | 59.5 | 3.86 | 1 | 2.4 | 2 | 4.8 | 17 | 8/30 | 55.9 |
| Team | 184 | 114 | 1260 | 62.0 | 6.85 | 5 | 2.7 | 6 | 3.3 | 55t | 11/36 | 77.7 |
| Opponents | 213 | 129 | 1445 | 60.6 | 6.78 | 13 | 6.1 | 4 | 1.9 | 46 | 8/58 | 93.3 |

| Rushing | No. | Yds | Avg | Long | TD |
|------------------|------------|------------|------------|------------|----------|
| Henry | 62 | 318 | 5.1 | 72t | 2 |
| Murray | 68 | 313 | 4.6 | 75t | 2 |
| Mariota | 22 | 116 | 5.3 | 34t | 3 |
| Taylor | 5 | 26 | 5.2 | 17 | 0 |
| Fluellen | 4 | 21 | 5.3 | 10 | 0 |
| Fowler | 1 | 3 | 3.0 | 3t | 1 |
| Walker | 2 | -2 | -1.0 | 1t | 1 |
| Matthews | 1 | -3 | -3.0 | -3 | 0 |
| Team | 165 | 792 | 4.8 | 75t | 9 |
| Opponents | 169 | 635 | 3.8 | 22 | 3 |

| Receiving | No. | Yds | Avg | Long | TD |
|------------------|------------|-------------|-------------|------------|-----------|
| Walker | 25 | 261 | 10.4 | 23 | 0 |
| Matthews | 24 | 353 | 14.7 | 55t | 1 |
| Decker | 23 | 226 | 9.8 | 27 | 0 |
| Murray | 14 | 86 | 6.1 | 18 | 0 |
| J. Smith | 9 | 85 | 9.4 | 32t | 2 |
| Taylor | 7 | 133 | 19.0 | 53t | 1 |
| Davis | 7 | 73 | 10.4 | 23 | 0 |
| Supernaw | 3 | 19 | 6.3 | 11t | 1 |
| Henry | 2 | 24 | 12.0 | 14 | 0 |
| Team | 114 | 1260 | 11.1 | 55t | 5 |
| Opponents | 129 | 1445 | 11.2 | 46 | 13 |

| Interceptions | No. | Yds | Avg | Long | TD |
|------------------|----------|-----------|-------------|------------|----------|
| T. Smith | 1 | 14 | 14.0 | 14 | 0 |
| Searcy | 1 | 8 | 8.0 | 8 | 0 |
| Byard | 1 | 7 | 7.0 | 7 | 0 |
| Riley | 1 | 2 | 2.0 | 2 | 0 |
| Team | 4 | 31 | 7.8 | 14 | 0 |
| Opponents | 6 | 73 | 12.2 | 26t | 2 |

| Punting | No. | Yds | Avg | Net | TB | In | Lg | B |
|------------------|-----------|-------------|-------------|-------------|----------|-----------|-----------|----------|
| Kern | 29 | 1493 | 51.5 | 46.9 | 2 | 10 | 71 | 0 |
| Team | 29 | 1493 | 51.5 | 46.9 | 2 | 10 | 71 | 0 |
| Opponents | 30 | 1533 | 51.1 | 45.0 | 2 | 8 | 64 | 0 |

| Punt Returns | Ret | FC | Yds | Avg | Long | TD |
|------------------|-----------|----------|------------|-------------|-----------|----------|
| Jackson | 11 | 3 | 128 | 11.6 | 46 | 0 |
| Weems | 2 | 0 | 15 | 7.5 | 13 | 0 |
| Team | 13 | 3 | 143 | 11.0 | 46 | 0 |
| Opponents | 15 | 4 | 92 | 6.1 | 14 | 0 |

| Kickoff Returns | No. | Yds | Avg | Long | TD |
|------------------|-----------|------------|-------------|-----------|----------|
| Jackson | 9 | 200 | 22.2 | 48 | 0 |
| Weems | 2 | 18 | 9.0 | 18 | 0 |
| Decker | 1 | 22 | 22.0 | 22 | 0 |
| Team | 12 | 240 | 20.0 | 48 | 0 |
| Opponents | 13 | 372 | 28.6 | 60 | 0 |

| Field Goals | 1-19 | 20-29 | 30-39 | 40-49 | 50+ |
|------------------|------------|------------|------------|------------|------------|
| Succop | 0/0 | 5/5 | 3/3 | 7/7 | 1/2 |
| Team | 0/0 | 5/5 | 3/3 | 7/7 | 1/2 |
| Opponents | 0/0 | 2/2 | 2/2 | 4/4 | 4/4 |

Succop: (23G,26G,52G,52N) (40G,41G,26G) (24G,37G,47G,35G) () (45G) (48G,32G,40G,48G,23G)

OPP: (20G,52G,52G,43G) (43G) () (50G,40G,33G) (41G) (36G,25G,52G)

TITANS BEAT BROWNS 12 9 IN OVERTIME

BY JIM WYATT
TITANS ONLINE
OCTOBER 22, 2017

CLEVELAND – The Titans made plenty of mistakes by the lake, but they survived.

Call it ugly, underwhelming, a yawner, or whatever description you think fits best.

But call it a win.

“I couldn’t care less what it looked like,” center Ben Jones said. “All I care about is it ended up in the win column. It’s a win, no matter if we beat them by 50 points or one point. We came out with a win, and that’s the most important thing.”

The Titans won it in dramatic fashion.

Kicker Ryan Succop’s 47-yard field goal with 1:55 remaining in overtime gave the Titans a 12-9 win over the Cleveland Browns, and improved the team to 4-3 at the bye week. The Titans are tied atop the AFC South with the Jaguars.

The Browns dropped to 0-7 – they’ve now lost four games of their seven games by three points.

“We had to have it,” defensive lineman Jurrell Casey said. “It was not the way we wanted to win, but at the end of the day, this is the NFL and we’ll take any win we can. We fought to the end, and we won, and that is all that matters.”

Titans quarterback Marcus Mariota completed 21-of-34 passes for 203 yards in the contest, with a passer rating of 78.4.

But the Titans continued to struggle in the red zone, and on third down, in this one. It forced the team to rely on Succop for four field goals, and had them desperately hoping he’d hit the game-winner, which he did.

“That guy is money,” Mariota said of Succop.

Titans safety Kevin Byard stepped up big with three interceptions. The Titans defense smothered the Browns in overtime.

“It was a very good win on the road,” Titans coach Mike Mularkey said. “It wasn’t pretty, but I liked the way our guys – especially on defense – kept fighting all the way until the end. I’d say resilient is a pretty good description of them. We knew it was going to be that kind of game. Obviously we have a lot of work to do, especially red zone. But we’ll work on that.

“When you win in the NFL, it is good.”

The Titans jumped out to a 3-0 lead early in the first quarter on Succop’s 43-yard field goal, which capped an 11-play, 45-yard drive.

The Browns tied the game with 8:31 remaining in the second quarter on a 31-yard field goal by kicker Zane Gonzalez.

The Titans reclaimed the lead on a 23-yard field goal by Succop, which made it 6-3 with 1:37 left in the second quarter. The kick capped a 14-play, 70-yard drive that took 6:54 off the clock.

Byard recorded his first interception of the day when he stepped in front of a pass thrown by quarterback DeShone Kizer, and the game went to halftime with the Titans leading 6-3. Byard came up with his second interception in the third quarter, setting the Titans up at the Cleveland 32. The Titans then drove the ball to the Cleveland one-yard line, where they had it first-and-goal. But the Titans couldn’t get it in on four straight plays, as running back Derrick Henry was stuffed for no gain on fourth-and-goal.

After Cody Kessler replaced Kizer at quarterback, the Browns then drove 70 yards on 10 plays, and tied the game at 6-6 with 4:25 remaining.

Succop’s third field goal of the game, from 46 yards, capped a nine-

play, 47-yard drive and it gave the Titans a 9-6 lead with 14:50 remaining in the game. Byard ended another Cleveland drive when he intercepted Kessler at the Tennessee eight-yard line midway through the fourth quarter. But the Browns tied it with a 54-yard field goal from Gonzalez with 47 seconds left, and the game went to overtime, where Succop won it with his dramatic kick.

“It’s a pretty special feeling – it certainly never gets old,” Succop said in the locker room after the game. “I feel very blessed to be put in that situation. It is a testament to our team playing well, and giving us a chance to win.

“Guys are excited. We have a really close team here, a great locker room. It is just a great feeling to be able to share it with those guys, and our coaches. Everyone deserves this, and fortunately I had a small part of it.”

The Titans have a bye next weekend before returning to action on November 5 against the Ravens at Nissan Stadium.

On Sunday, every player in the locker room acknowledged the Titans must play better moving forward.

“But it’s great to be 4 and 3, and it’s great to go into the bye week with a win,” tackle Taylor Lewan said. “We still control our own destiny and that is the most important thing.”

###

National Football League Game Summary

NFL Copyright © 2017 by The National Football League. All rights reserved. This summary and play-by-play is for the express purpose of assisting media in their coverage of the game; any other use of this material is prohibited without the written permission of the National Football League. Updated: 11/27/2017

Date: Sunday, 10/22/2017

Tennessee Titans at Cleveland Browns

Start Time: 1:02 PM EDT

at FirstEnergy Stadium, Cleveland, Ohio

Game Day Weather

Game Weather: Sunny

Temp: 74° F (23.3° C) Humidity: 56%, Wind: South 12 mph

Played Outdoor on Turf: Grass

Outdoor Weather: Sunny,

Officials

Referee: McAulay, Terry (77)

Umpire: Woods, Steven (54)

Down Judge: Bergman, Jerry (91)

Line Judge: Johnson, Carl (101)

Field Judge: Banks, Michael (72)

Side Judge: Monroe, Jonah (120)

Back Judge: Martinez, Rich (39)

Replay Official: Frantz, Earnie (0)

Lineups

| Tennessee Titans | | | | Cleveland Browns | | | |
|------------------|---------------|---------|-----------------|------------------|--------------|---------|--------------------|
| Offense | | Defense | | Offense | | Defense | |
| WR | 18 R.Matthews | DE | 90 D.Jones | WR | 18 K.Britt | DE | 95 M.Garrett |
| TE | 82 D.Walker | NT | 96 S.Williams | LT | 73 J.Thomas | DT | 93 T.Coley |
| LT | 77 T.Lewan | DT | 99 J.Casey | LG | 75 J.Bitonio | DT | 55 D.Shelton |
| LG | 67 Q.Spain | OLB | 91 D.Morgan | C | 64 J.Tretter | DE | 90 E.Ogbah |
| C | 60 B.Jones | ILB | 59 W.Woodyard | RG | 70 K.Zeitler | WILL | 58 C.Kirksey |
| RG | 64 J.Kline | ILB | 54 A.Williamson | RT | 72 S.Coleman | MIKE | 53 J.Schobert |
| RT | 78 J.Conklin | OLB | 98 B.Orakpo | TE | 86 R.Telfer | SAM | 51 J.Collins |
| WR | 87 E.Decker | CB | 25 A.Jackson | WR | 80 R.Louis | CB | 20 B.Boddy-Calhoun |
| QB | 8 M.Mariota | SS | 21 D.Searcy | QB | 7 D.Kizer | CB | 21 J.Taylor |
| TE | 81 J.Smith | FS | 31 K.Byard | RB | 34 I.Crowell | S | 24 I.Campbell |
| RB | 29 D.Murray | CB | 26 L.Ryan | FB | 40 D.Vitale | S | 26 D.Kindred |

Substitutions

K 4 R.Succop, P 6 B.Kern, WR 13 T.Taylor, WR 14 E.Weems, RB 22 D.Henry, CB 23 B.McCain, RB 32 D.Fluellen, CB 33 T.Smith, DB 35 C.Riley, CB 36 L.Sims, S 41 B.Trawick, FB 45 J.Fowler, LS 48 B.Brinkley, LB 50 N.Palmer, LB 53 D.Bates, LB 55 J.Brown, C/G 62 B.Schwenke, G/T 71 D.Kelly, TE 89 P.Supernaw, OLB 93 E.Walden, DL 94 A.Johnson, DL 97 K.Klug

Substitutions

P 4 B.Colquitt, K 5 Z.Gonzalez, QB 6 C.Kessler, WR 10 S.Coates, WR 11 B.Treggs, RB 27 M.Dayes, RB 29 D.Johnson, DB 41 M.Jordan, DB 43 K.Nacua, DL 44 N.Orchard, LS 47 C.Hughlett, LB 50 B.Bello, LB 56 D.King, OL 62 A.Reiter, DL 65 L.Ogunjobi, OL 66 S.Drango, WR 81 R.Higgins, WR 82 K.Williams, TE 85 D.Njoku, TE 87 S.DeValve, DL 94 C.Nassib, DL 98 J.Meder, DL 99 C.Brantley

Did Not Play

QB 3 B.Weeden, QB 16 M.Cassel

Did Not Play

DB 31 R.Porter

Not Active

WR 15 D.Jennings, CB 24 K.Reed, S 37 J.Cyprien, G/C 61 C.Levin, WR 84 C.Davis, OLB 92 K.Dodd, DE 95 D.King

Not Active

QB 8 K.Hogan, DB 22 J.Peppers, DB 30 J.McCourty, LB 52 J.Burgess, OL 63 M.Martin, OL 77 Z.Banner, DL 97 T.McGill

Field Goals (made () & missed)

| | | | | | | | | |
|----------|------------------|--------------------------|------------|---|---|----------------|----|-------|
| R.Succop | | (43) (23) (46) 53WL (47) | Z.Gonzalez | | | (31) (47) (54) | | |
| | | | 1 | 2 | 3 | 4 | OT | Total |
| VISITOR: | Tennessee Titans | | 3 | 3 | 0 | 3 | 3 | 12 |
| HOME: | Cleveland Browns | | 0 | 3 | 3 | 3 | 0 | 9 |

Scoring Plays

| Team | Qtr | Time | Play Description (Extra Point) (Drive Info) | Visitor | Home |
|-------------------------|-----|-------|---|------------|------|
| Titans | 1 | 8:38 | R.Succop 43 yd. Field Goal (11-45, 6:22) | 3 | 0 |
| Browns | 2 | 8:31 | Z.Gonzalez 31 yd. Field Goal (7-27, 3:40) | 3 | 3 |
| Titans | 2 | 1:37 | R.Succop 23 yd. Field Goal (14-70, 6:54) | 6 | 3 |
| Browns | 3 | 4:25 | Z.Gonzalez 47 yd. Field Goal (10-70, 5:07) | 6 | 6 |
| Titans | 4 | 14:50 | R.Succop 46 yd. Field Goal (9-47, 4:35) | 9 | 6 |
| Browns | 4 | 0:47 | Z.Gonzalez 54 yd. Field Goal (10-31, 3:30) | 9 | 9 |
| Titans | 5 | 1:55 | R.Succop 47 yd. Field Goal (7-20, 4:02) | 12 | 9 |
| Paid Attendance: 59,061 | | | | Time: 3:14 | |

Final Individual Statistics

| Tennessee Titans | | | | | | | | | Cleveland Browns | | | | | | | | | | | | | | | | | | |
|------------------|-----|-----|------|-------|----|-----------|-------------|------------|------------------|------|------|-----------|-------|-------------|-----|-------|------|-----------------|------|------|----------|-------|----|------|------|------|---|
| RUSHING | | | | | | RUSHING | | | | | | RUSHING | | | | | | | | | | | | | | | |
| | ATT | YDS | AVG | LG | TD | | | | | | | ATT | YDS | AVG | LG | TD | | | | | | | | | | | |
| D.Murray | 18 | 59 | 3.3 | 16 | 0 | I.Crowell | 17 | 35 | 2.1 | 7 | 0 | D.Johnson | 7 | 26 | 3.7 | 10 | 0 | B.Treggs | 1 | 6 | 6.0 | 6 | 0 | | | | |
| D.Henry | 13 | 13 | 1.0 | 9 | 0 | C.Kessler | 1 | -1 | -1.0 | -1 | 0 | Total | 26 | 66 | 2.5 | 10 | 0 | | | | | | | | | | |
| M.Mariota | 1 | 8 | 8.0 | 8 | 0 | | | | | | | | | | | | | | | | | | | | | | |
| Total | 32 | 80 | 2.5 | 16 | 0 | | | | | | | | | | | | | | | | | | | | | | |
| PASSING | | | | | | | | | PASSING | | | | | | | | | PASSING | | | | | | | | | |
| | ATT | CMP | YDS | SK/YD | TD | LG | IN | RT | | ATT | CMP | YDS | SK/YD | TD | LG | IN | RT | | ATT | CMP | YDS | SK/YD | TD | LG | IN | RT | |
| M.Mariota | 34 | 21 | 203 | 2/14 | 0 | 23 | 0 | 78.4 | D.Kizer | 20 | 12 | 114 | 0/0 | 0 | 19 | 2 | 36.2 | C.Kessler | 19 | 10 | 121 | 2/17 | 0 | 31 | 1 | 50.5 | |
| Total | 34 | 21 | 203 | 2/14 | 0 | 23 | 0 | 78.4 | Total | 39 | 22 | 235 | 2/17 | 0 | 31 | 3 | 42.1 | | | | | | | | | | |
| PASS RECEIVING | | | | | | | | | PASS RECEIVING | | | | | | | | | PASS RECEIVING | | | | | | | | | |
| | TAR | REC | YDS | AVG | LG | TD | | | | TAR | REC | YDS | AVG | LG | TD | | | | TAR | REC | YDS | AVG | LG | TD | | | |
| D.Walker | 10 | 7 | 63 | 9.0 | 16 | 0 | D.Johnson | 7 | 6 | 45 | 7.5 | 14 | 0 | I.Crowell | 6 | 4 | 36 | 9.0 | 15 | 0 | R.Louis | 4 | 3 | 21 | 7.0 | 12 | 0 |
| T.Taylor | 4 | 3 | 45 | 15.0 | 23 | 0 | S.DeValve | 4 | 2 | 27 | 13.5 | 17 | 0 | D.Njoku | 5 | 2 | 58 | 29.0 | 31 | 0 | K.Britt | 5 | 2 | 7 | 3.5 | 5 | 0 |
| R.Matthews | 6 | 3 | 40 | 13.3 | 18 | 0 | B.Treggs | 2 | 1 | 19 | 19.0 | 19 | 0 | R.Higgins | 3 | 1 | 11 | 11.0 | 11 | 0 | D.Vitale | 1 | 1 | 11 | 11.0 | 11 | 0 |
| D.Murray | 4 | 3 | 17 | 5.7 | 9 | 0 | K.Williams | 1 | 0 | 0 | 0.0 | 0 | 0 | Total | 38 | 22 | 235 | 10.7 | 31 | 0 | | | | | | | |
| J.Smith | 4 | 2 | 22 | 11.0 | 14 | 0 | | | | | | | | | | | | | | | | | | | | | |
| D.Henry | 3 | 2 | 11 | 5.5 | 8 | 0 | | | | | | | | | | | | | | | | | | | | | |
| E.Weems | 1 | 1 | 5 | 5.0 | 5 | 0 | | | | | | | | | | | | | | | | | | | | | |
| E.Decker | 2 | 0 | 0 | 0.0 | 0 | 0 | | | | | | | | | | | | | | | | | | | | | |
| Total | 34 | 21 | 203 | 9.7 | 23 | 0 | | | | | | | | | | | | | | | | | | | | | |
| INTERCEPTIONS | | | | | | | | | INTERCEPTIONS | | | | | | | | | INTERCEPTIONS | | | | | | | | | |
| | NO | YDS | AVG | LG | TD | | | | | NO | YDS | AVG | LG | TD | | | | | NO | YDS | AVG | LG | TD | | | | |
| K.Byard | 3 | 60 | 20.0 | 28 | 0 | Total | 0 | 0 | 0 | 0 | 0 | 0 | 0 | 0 | | | | | | | | | | | | | |
| Total | 3 | 60 | 20.0 | 28 | 0 | | | | | | | | | | | | | | | | | | | | | | |
| PUNTING | | | | | | | | | PUNTING | | | | | | | | | PUNTING | | | | | | | | | |
| | NO | YDS | AVG | NET | TB | IN20 | LG | | NO | YDS | AVG | NET | TB | IN20 | LG | | | | NO | YDS | AVG | NET | TB | IN20 | LG | | |
| B.Kern | 4 | 208 | 52.0 | 43.8 | 1 | 2 | 58 | B.Colquitt | 4 | 178 | 44.5 | 39.5 | 0 | 0 | 53 | Total | 4 | 178 | 44.5 | 39.5 | 0 | 0 | 53 | | | | |
| Total | 4 | 208 | 52.0 | 43.8 | 1 | 2 | 58 | | | | | | | | | | | | | | | | | | | | |
| PUNT RETURNS | | | | | | | | | PUNT RETURNS | | | | | | | | | PUNT RETURNS | | | | | | | | | |
| | NO | YDS | AVG | FC | LG | TD | | | NO | YDS | AVG | FC | LG | TD | | | | | NO | YDS | AVG | FC | LG | TD | | | |
| A.Jackson | 3 | 20 | 6.7 | 0 | 12 | 0 | B.Treggs | 3 | 13 | 4.3 | 0 | 9 | 0 | [DOWNED] | 1 | 0 | 0.0 | 0 | 0 | 0 | 0 | 0 | 0 | | | | |
| [DOWNED] | 1 | 0 | 0.0 | 0 | 0 | 0 | [TOUCHBACK] | 1 | 0 | 0.0 | 0 | 0 | 0 | Total | 3 | 13 | 4.3 | 0 | 9 | 0 | | | | | | | |
| Total | 3 | 20 | 6.7 | 0 | 12 | 0 | | | | | | | | | | | | | | | | | | | | | |
| KICKOFF RETURNS | | | | | | | | | KICKOFF RETURNS | | | | | | | | | KICKOFF RETURNS | | | | | | | | | |
| | NO | YDS | AVG | FC | LG | TD | | | NO | YDS | AVG | FC | LG | TD | | | | | NO | YDS | AVG | FC | LG | TD | | | |
| [TOUCHBACK] | 4 | 0 | 0.0 | 0 | 0 | 0 | M.Dayes | 1 | 30 | 30.0 | 0 | 30 | 0 | [TOUCHBACK] | 4 | 0 | 0.0 | 0 | 0 | 0 | 0 | 0 | | | | | |
| Total | 0 | 0 | 0.0 | 0 | 0 | 0 | [TOUCHBACK] | 4 | 0 | 0.0 | 0 | 0 | 0 | Total | 1 | 30 | 30.0 | 0 | 30 | 0 | | | | | | | |

Tennessee Titans

| FUMBLES | FUM | LOST | OWN-REC | YDS | TD | FORCED | OPP-REC | YDS | TD | OUT-BDS |
|----------|-----|------|---------|-----|----|--------|---------|-----|----|---------|
| D.Walker | 1 | 1 | 0 | 0 | 0 | 0 | 0 | 0 | 0 | 0 |
| Total | 1 | 1 | 0 | 0 | 0 | 0 | 0 | 0 | 0 | 0 |

Cleveland Browns

| FUMBLES | FUM | LOST | OWN-REC | YDS | TD | FORCED | OPP-REC | YDS | TD | OUT-BDS |
|------------|-----|------|---------|-----|----|--------|---------|-----|----|---------|
| C.Kirksey | 0 | 0 | 0 | 0 | 0 | 1 | 0 | 0 | 0 | 0 |
| I.Campbell | 0 | 0 | 0 | 0 | 0 | 0 | 1 | 0 | 0 | 0 |
| Total | 0 | 0 | 0 | 0 | 0 | 1 | 1 | 0 | 0 | 0 |

Tennessee Titans vs Cleveland Browns
10/22/2017 at FirstEnergy Stadium

Final Team Statistics

| | Visitor Titans | Home Browns |
|---|-------------------|----------------|
| TOTAL FIRST DOWNS | 16 | 19 |
| By Rushing | 5 | 2 |
| By Passing | 8 | 15 |
| By Penalty | 3 | 2 |
| THIRD DOWN EFFICIENCY | 5-17-29% | 3-13-23% |
| FOURTH DOWN EFFICIENCY | 0-1-0% | 1-2-50% |
| TOTAL NET YARDS | 269 | 284 |
| Total Offensive Plays (inc. times thrown passing) | 68 | 67 |
| Average gain per offensive play | 4.0 | 4.2 |
| NET YARDS RUSHING | 80 | 66 |
| Total Rushing Plays | 32 | 26 |
| Average gain per rushing play | 2.5 | 2.5 |
| Tackles for a loss-number and yards | 6-20 | 1-5 |
| NET YARDS PASSING | 189 | 218 |
| Times thrown - yards lost attempting to pass | 2-14 | 2-17 |
| Gross yards passing | 203 | 235 |
| PASS ATTEMPTS-COMPLETIONS-HAD INTERCEPTED | 34-21-0 | 39-22-3 |
| Avg gain per pass play (inc.# thrown passing) | 5.3 | 5.3 |
| KICKOFFS Number-In End Zone-Touchbacks | 5-5-4 | 4-4-4 |
| PUNTS Number and Average | 4-52.0 | 4-44.5 |
| Had Blocked | 0 | 0 |
| FGs - PATs Had Blocked | 0-0 | 0-0 |
| Net Punting Average | 43.8 | 39.5 |
| TOTAL RETURN YARDAGE (Not Including Kickoffs) | 80 | 13 |
| No. and Yards Punt Returns | 3-20 | 3-13 |
| No. and Yards Kickoff Returns | 0-0 | 1-30 |
| No. and Yards Interception Returns | 3-60 | 0-0 |
| PENALTIES Number and Yards | 5-35 | 12-81 |
| FUMBLES Number and Lost | 1-1 | 0-0 |
| TOUCHDOWNS | 0 | 0 |
| Rushing | 0 | 0 |
| Passing | 0 | 0 |
| EXTRA POINTS Made-Attempts | 0-0 | 0-0 |
| Kicking Made-Attempts | 0-0 | 0-0 |
| FIELD GOALS Made-Attempts | 4-5 | 3-3 |
| RED ZONE EFFICIENCY | 0-2-0% | 0-1-0% |
| GOAL TO GO EFFICIENCY | 0-2-0% | 0-0-0% |
| SAFETIES | 0 | 0 |
| FINAL SCORE | 12 | 9 |
| TIME OF POSSESSION | 35:23 | 32:42 |

Ball Possession And Drive Chart

Tennessee Titans

| # | Time Recd | Time Lost | Time Poss | How Ball Obtained | Drive Began | # Play | Yds Gain | Yds Pen | Net Yds | 1st Down | Last Scrm | How Given Up |
|----|-----------|-----------|-----------|-------------------|-------------|--------|----------|---------|---------|----------|-----------|--------------|
| 1 | 15:00 | 8:38 | 6:22 | Kickoff | TEN 30 | 11 | 40 | 5 | 45 | 3 | CLV 25 | Field Goal |
| 2 | 6:32 | 5:08 | 1:24 | Punt | TEN 25 | 3 | 8 | 0 | 8 | 0 | TEN 33 | Punt |
| 3 | 13:08 | 12:11 | 0:57 | Punt | TEN 24 | 3 | 16 | 0 | 16 | 0 | TEN 28 | Fumble |
| 4 | 8:31 | 1:37 | 6:54 | Kickoff | TEN 25 | 14 | 60 | 10 | 70 | 5 | * CLV 5 | Field Goal |
| 5 | 0:19 | 0:00 | 0:19 | Interception | TEN 35 | 2 | -7 | 0 | -7 | 0 | TEN 35 | End of Half |
| 6 | 13:28 | 9:32 | 3:56 | Interception | CLV 32 | 7 | 26 | 5 | 31 | 2 | * CLV 1 | Downs |
| 7 | 4:25 | 14:50 | 4:35 | Kickoff | TEN 25 | 9 | 47 | 0 | 47 | 3 | CLV 28 | Field Goal |
| 8 | 12:17 | 8:44 | 3:33 | Downs | TEN 38 | 7 | 27 | 0 | 27 | 1 | CLV 35 | Missed FG |
| 9 | 5:33 | 4:17 | 1:16 | Interception | TEN 21 | 3 | -6 | 0 | -6 | 0 | TEN 15 | Punt |
| 10 | 0:47 | 0:17 | 0:30 | Kickoff | TEN 25 | 3 | 8 | 0 | 8 | 0 | TEN 33 | Punt |
| 11 | 9:05 | 7:30 | 1:35 | Punt | TEN 36 | 4 | 30 | -10 | 20 | 1 | CLV 44 | Punt |
| 12 | 5:57 | 1:55 | 4:02 | Punt | CLV 49 | 7 | 20 | 0 | 20 | 1 | CLV 29 | Field Goal |

(403) Average TEN 34

Cleveland Browns

| # | Time Recd | Time Lost | Time Poss | How Ball Obtained | Drive Began | # Play | Yds Gain | Yds Pen | Net Yds | 1st Down | Last Scrm | How Given Up |
|----|-----------|-----------|-----------|-------------------|-------------|--------|----------|---------|---------|----------|-----------|--------------|
| 1 | 8:38 | 6:32 | 2:06 | Kickoff | CLV 25 | 3 | 9 | 0 | 9 | 0 | CLV 34 | Punt |
| 2 | 5:08 | 13:08 | 7:00 | Punt | CLV 6 | 11 | 56 | -20 | 36 | 4 | CLV 42 | Punt |
| 3 | 12:11 | 8:31 | 3:40 | Fumble | TEN 40 | 7 | 27 | 0 | 27 | 2 | * TEN 13 | Field Goal |
| 4 | 1:37 | 0:19 | 1:18 | Kickoff | CLV 25 | 8 | 47 | 0 | 47 | 4 | TEN 28 | Interception |
| 5 | 15:00 | 13:28 | 1:32 | Kickoff | CLV 25 | 3 | 2 | 5 | 7 | 1 | CLV 32 | Interception |
| 6 | 9:32 | 4:25 | 5:07 | Downs | CLV 1 | 10 | 65 | 5 | 70 | 4 | TEN 29 | Field Goal |
| 7 | 14:50 | 12:17 | 2:33 | Kickoff | CLV 25 | 6 | 38 | 0 | 38 | 1 | TEN 37 | Downs |
| 8 | 8:44 | 5:33 | 3:11 | Missed FG | CLV 43 | 5 | 20 | -10 | 10 | 1 | TEN 47 | Interception |
| 9 | 4:17 | 0:47 | 3:30 | Punt | CLV 33 | 10 | 31 | 0 | 31 | 2 | TEN 36 | Field Goal |
| 10 | 0:17 | 0:00 | 0:17 | Punt | CLV 13 | 1 | -1 | 0 | -1 | 0 | CLV 13 | End of Half |
| 11 | 10:00 | 9:05 | 0:55 | Kickoff | CLV 25 | 3 | 0 | 0 | 0 | 0 | CLV 25 | Punt |
| 12 | 7:30 | 5:57 | 1:33 | Punt | CLV 20 | 3 | -10 | 0 | -10 | 0 | CLV 10 | Punt |

(301) Average CLV 25

* inside opponent's 20

Time of Possession by Quarter

| Visitor | Tennessee Titans | 1st | 2nd | 3rd | 4th | OT | Total |
|---------|------------------|------|------|------|------|------|-------|
| Home | Cleveland Browns | 7:46 | 8:10 | 8:21 | 5:29 | 5:37 | 35:23 |
| | | 7:14 | 6:50 | 6:39 | 9:31 | 2:28 | 32:42 |

Kickoff Drive No.-Start Average

Titans: 4 - TEN 26

Browns: 5 - CLV 25

Tennessee Titans vs Cleveland Browns
10/22/2017 at FirstEnergy Stadium

Final Defensive Statistics

| Tennessee Titans | Regular Defensive Plays | | | | | | | | | | | | Special Teams | | | | | Misc | | | |
|------------------|-------------------------|-----------|-----------|----------|-----------|----------|----------|----------|----------|----------|----------|--|---------------|----------|----------|----------|----------|----------|----------|----------|----------|
| | TKL | AST | COMB | SK | / YDS | TFL | Q | IN | PD | FF | FR | | TKL | AST | FF | FR | BL | TKL | AST | FF | FR |
| A.Williamson | 6 | 8 | 14 | 0 | 0 | 1 | 0 | 0 | 0 | 0 | 0 | | 0 | 0 | 0 | 0 | 0 | 0 | 0 | 0 | 0 |
| W.Woodyard | 8 | 0 | 8 | 0 | 0 | 0 | 0 | 0 | 0 | 0 | 0 | | 0 | 0 | 0 | 0 | 0 | 0 | 0 | 0 | 0 |
| D.Jones | 3 | 4 | 7 | 0 | 0 | 0 | 0 | 0 | 0 | 0 | 0 | | 0 | 0 | 0 | 0 | 0 | 0 | 0 | 0 | 0 |
| A.Jackson | 3 | 1 | 4 | 0 | 0 | 0 | 0 | 0 | 0 | 0 | 0 | | 0 | 0 | 0 | 0 | 0 | 0 | 0 | 0 | 0 |
| K.Byard | 2 | 2 | 4 | 0 | 0 | 1 | 0 | 3 | 3 | 0 | 0 | | 0 | 0 | 0 | 0 | 0 | 0 | 0 | 0 | 0 |
| J.Brown | 2 | 2 | 4 | 0 | 0 | 0 | 0 | 0 | 0 | 0 | 0 | | 0 | 0 | 0 | 0 | 0 | 0 | 0 | 0 | 0 |
| B.Orakpo | 1 | 3 | 4 | 0.5 | 6 | 0 | 4 | 0 | 0 | 0 | 0 | | 0 | 0 | 0 | 0 | 0 | 0 | 0 | 0 | 0 |
| J.Casey | 1 | 3 | 4 | 0 | 0 | 0 | 1 | 0 | 0 | 0 | 0 | | 0 | 0 | 0 | 0 | 0 | 0 | 0 | 0 | 0 |
| K.Klug | 0 | 4 | 4 | 0 | 0 | 0 | 0 | 0 | 0 | 0 | 0 | | 0 | 0 | 0 | 0 | 0 | 0 | 0 | 0 | 0 |
| L.Sims | 3 | 0 | 3 | 0 | 0 | 0 | 0 | 0 | 0 | 0 | 0 | | 1 | 0 | 0 | 0 | 0 | 0 | 0 | 0 | 0 |
| D.Morgan | 2 | 1 | 3 | 1.5 | 11 | 1 | 2 | 0 | 0 | 0 | 0 | | 0 | 0 | 0 | 0 | 0 | 0 | 0 | 0 | 0 |
| D.Searcy | 2 | 1 | 3 | 0 | 0 | 0 | 0 | 0 | 0 | 0 | 0 | | 0 | 0 | 0 | 0 | 0 | 0 | 0 | 0 | 0 |
| L.Ryan | 1 | 1 | 2 | 0 | 0 | 0 | 0 | 0 | 0 | 0 | 0 | | 0 | 0 | 0 | 0 | 0 | 0 | 0 | 0 | 0 |
| T.Taylor | 0 | 0 | 0 | 0 | 0 | 0 | 0 | 0 | 0 | 0 | 0 | | 1 | 0 | 0 | 0 | 0 | 0 | 0 | 0 | 0 |
| N.Palmer | 0 | 0 | 0 | 0 | 0 | 0 | 0 | 0 | 0 | 0 | 0 | | 1 | 0 | 0 | 0 | 0 | 0 | 0 | 0 | 0 |
| D.Fluellen | 0 | 0 | 0 | 0 | 0 | 0 | 0 | 0 | 0 | 0 | 0 | | 0 | 1 | 0 | 0 | 0 | 0 | 0 | 0 | 0 |
| B.Trawick | 0 | 0 | 0 | 0 | 0 | 0 | 0 | 0 | 0 | 0 | 0 | | 0 | 1 | 0 | 0 | 0 | 0 | 0 | 0 | 0 |
| D.Walker | 0 | 0 | 0 | 0 | 0 | 0 | 0 | 0 | 0 | 0 | 0 | | 0 | 0 | 0 | 0 | 0 | 1 | 0 | 0 | 0 |
| Total | 34 | 30 | 64 | 2 | 17 | 3 | 7 | 3 | 3 | 0 | 0 | | 3 | 2 | 0 | 0 | 0 | 1 | 0 | 0 | 0 |

TKL = Tackle AST = Assist COMB = Combined QH=QB Hit IN = Interception PD = Pass Defense FF = Forced Fumble FR = Fumble Recovery

| Cleveland Browns | Regular Defensive Plays | | | | | | | | | | | | Special Teams | | | | | Misc | | | |
|------------------|-------------------------|-----------|-----------|----------|-----------|----------|----------|----------|----------|----------|----------|--|---------------|----------|----------|----------|----------|----------|----------|----------|----------|
| | TKL | AST | COMB | SK | / YDS | TFL | QH | IN | PD | FF | FR | | TKL | AST | FF | FR | BL | TKL | AST | FF | FR |
| C.Kirksey | 8 | 9 | 17 | 0 | 0 | 1 | 0 | 0 | 1 | 1 | 0 | | 0 | 0 | 0 | 0 | 0 | 0 | 0 | 0 | 0 |
| J.Schobert | 6 | 4 | 10 | 0 | 0 | 0 | 0 | 0 | 0 | 0 | 0 | | 0 | 0 | 0 | 0 | 0 | 0 | 0 | 0 | 0 |
| D.Kindred | 6 | 1 | 7 | 0 | 0 | 1 | 0 | 0 | 0 | 0 | 0 | | 0 | 0 | 0 | 0 | 0 | 0 | 0 | 0 | 0 |
| J.Collins | 3 | 2 | 5 | 1 | 7 | 1 | 1 | 0 | 1 | 0 | 0 | | 0 | 0 | 0 | 0 | 0 | 0 | 0 | 0 | 0 |
| M.Garrett | 3 | 1 | 4 | 1 | 7 | 1 | 1 | 0 | 0 | 0 | 0 | | 0 | 0 | 0 | 0 | 0 | 0 | 0 | 0 | 0 |
| B.Boddy-Calhoun | 3 | 1 | 4 | 0 | 0 | 0 | 0 | 0 | 2 | 0 | 0 | | 0 | 0 | 0 | 0 | 0 | 0 | 0 | 0 | 0 |
| I.Campbell | 2 | 2 | 4 | 0 | 0 | 0 | 0 | 0 | 0 | 0 | 1 | | 0 | 0 | 0 | 0 | 0 | 0 | 0 | 0 | 0 |
| E.Ogbah | 1 | 3 | 4 | 0 | 0 | 0 | 1 | 0 | 0 | 0 | 0 | | 0 | 0 | 0 | 0 | 0 | 0 | 0 | 0 | 0 |
| J.Taylor | 2 | 1 | 3 | 0 | 0 | 0 | 0 | 0 | 1 | 0 | 0 | | 0 | 0 | 0 | 0 | 0 | 0 | 0 | 0 | 0 |
| D.Shelton | 1 | 2 | 3 | 0 | 0 | 0 | 0 | 0 | 0 | 0 | 0 | | 0 | 0 | 0 | 0 | 0 | 0 | 0 | 0 | 0 |
| T.Coley | 1 | 2 | 3 | 0 | 0 | 0 | 0 | 0 | 0 | 0 | 0 | | 0 | 0 | 0 | 0 | 0 | 0 | 0 | 0 | 0 |
| C.Brantley | 2 | 0 | 2 | 0 | 0 | 1 | 0 | 0 | 0 | 0 | 0 | | 0 | 0 | 0 | 0 | 0 | 0 | 0 | 0 | 0 |
| M.Jordan | 1 | 1 | 2 | 0 | 0 | 0 | 0 | 0 | 1 | 0 | 0 | | 0 | 0 | 0 | 0 | 0 | 0 | 0 | 0 | 0 |
| J.Meder | 1 | 0 | 1 | 0 | 0 | 0 | 0 | 0 | 0 | 0 | 0 | | 0 | 0 | 0 | 0 | 0 | 0 | 0 | 0 | 0 |
| N.Orchard | 0 | 1 | 1 | 0 | 0 | 0 | 0 | 0 | 0 | 0 | 0 | | 0 | 0 | 0 | 0 | 0 | 0 | 0 | 0 | 0 |
| L.Ogunjobi | 0 | 1 | 1 | 0 | 0 | 0 | 0 | 0 | 0 | 0 | 0 | | 0 | 0 | 0 | 0 | 0 | 0 | 0 | 0 | 0 |
| S.Coates | 0 | 0 | 0 | 0 | 0 | 0 | 0 | 0 | 0 | 0 | 0 | | 1 | 0 | 0 | 0 | 0 | 0 | 0 | 0 | 0 |
| M.Dayes | 0 | 0 | 0 | 0 | 0 | 0 | 0 | 0 | 0 | 0 | 0 | | 1 | 0 | 0 | 0 | 0 | 0 | 0 | 0 | 0 |
| D.Vitale | 0 | 0 | 0 | 0 | 0 | 0 | 0 | 0 | 0 | 0 | 0 | | 1 | 0 | 0 | 0 | 0 | 0 | 0 | 0 | 0 |
| K.Britt | 0 | 0 | 0 | 0 | 0 | 0 | 0 | 0 | 0 | 0 | 0 | | 0 | 0 | 0 | 0 | 0 | 1 | 0 | 0 | 0 |
| I.Crowell | 0 | 0 | 0 | 0 | 0 | 0 | 0 | 0 | 0 | 0 | 0 | | 0 | 0 | 0 | 0 | 0 | 1 | 0 | 0 | 0 |
| J.Tretter | 0 | 0 | 0 | 0 | 0 | 0 | 0 | 0 | 0 | 0 | 0 | | 0 | 0 | 0 | 0 | 0 | 1 | 0 | 0 | 0 |
| Total | 40 | 31 | 71 | 2 | 14 | 5 | 3 | 0 | 6 | 1 | 1 | | 3 | 0 | 0 | 0 | 0 | 3 | 0 | 0 | 0 |

Play By Play

First Quarter

10/22/2017

CLV wins the coin toss and elects to defer. TEN elects to Receive, and CLV elects to defend the east goal.

Z.Gonzalez kicks 65 yards from CLV 35 to end zone, Touchback.

PENALTY on CLV-I.Campbell, Offside on Free Kick, 5 yards, enforced at TEN 25.

Tennessee Titans at 15:00

| | | |
|--------------------|--|----|
| 1-10-TEN 30 | (15:00) (Shotgun) M.Mariota pass short middle to R.Matthews to TEN 48 for 18 yards (I.Campbell). | P1 |
| <u>1-10-TEN 48</u> | (14:26) D.Murray left guard to CLV 43 for 9 yards (D.Kindred). | |
| 2-1-CLV 43 | (13:46) D.Murray right tackle to CLV 43 for no gain (D.Shelton; J.Collins). | |
| 3-1-CLV 43 | (13:00) D.Henry left tackle to CLV 41 for 2 yards (C.Kirksey; M.Garrett). | R2 |
| <u>1-10-CLV 41</u> | (12:24) D.Murray right guard to CLV 33 for 8 yards (E.Ogbah). | |
| 2-2-CLV 33 | (11:50) (Shotgun) M.Mariota pass short middle to D.Walker to CLV 32 for 1 yard (M.Garrett). Shuffle Pass | |
| 3-1-CLV 32 | (11:11) (Shotgun) M.Mariota pass incomplete deep left to J.Smith. | |
| | Penalty on TEN-T.Lewan, Face Mask (15 Yards), declined. | |
| 4-1-CLV 32 | (11:03) D.Henry right guard to CLV 32 for no gain (J.Schobert). | |
| | PENALTY on CLV-D.Shelton, Defensive Offside, 5 yards, enforced at CLV 32 - No Play. | X3 |
| <u>1-10-CLV 27</u> | (10:50) D.Murray left end to CLV 25 for 2 yards (C.Kirksey). | |
| 2-8-CLV 25 | (10:09) (Shotgun) D.Henry right end to CLV 30 for -5 yards (C.Kirksey). | |
| 3-13-CLV 30 | (9:25) (Shotgun) M.Mariota pass short middle to T.Taylor to CLV 25 for 5 yards (J.Schobert). | |
| 4-8-CLV 25 | (8:42) R.Succop 43 yard field goal is GOOD, Center-B.Brinkley, Holder-B.Kern. | |

TEN 3 CLV 0, 11 plays, 45 yards, 1 penalty, 6:22 drive, 6:22 elapsed

R.Succop kicks 65 yards from TEN 35 to end zone, Touchback.

Cleveland Browns at 8:38

| | | |
|-------------|--|--|
| 1-10-CLV 25 | (8:38) I.Crowell right guard to CLV 28 for 3 yards (D.Jones). | |
| 2-7-CLV 28 | (8:07) I.Crowell left end to CLV 34 for 6 yards (A.Williamson). | |
| 3-1-CLV 34 | (7:29) I.Crowell left guard to CLV 34 for no gain (B.Orakpo). | |
| 4-1-CLV 34 | (6:44) (Punt formation) B.Colquitt punts 53 yards to TEN 13, Center-C.Hughlett. A.Jackson pushed ob at TEN 25 for 12 yards (S.Coates). | |

Tennessee Titans at 6:32

| | | |
|-------------|--|--|
| 1-10-TEN 25 | (6:32) (Shotgun) M.Mariota pass short right to J.Smith to TEN 33 for 8 yards (C.Kirksey; J.Taylor). | |
| 2-2-TEN 33 | (5:56) D.Henry left guard to TEN 33 for no gain (N.Orchard; L.Ogunjobi). | |
| 3-2-TEN 33 | (5:20) (Shotgun) M.Mariota pass incomplete short right to R.Matthews (B.Boddy-Calhoun). | |
| 4-2-TEN 33 | (5:14) (Punt formation) B.Kern punts 55 yards to CLV 12, Center-B.Brinkley. B.Treggs to CLV 12 for no gain (T.Taylor). | |
| | PENALTY on CLV-I.Campbell, Offensive Holding, 6 yards, enforced at CLV 12. | |

Cleveland Browns at 5:08

| | | |
|--------------------|--|----|
| 1-10-CLV 6 | (5:08) (Shotgun) D.Kizer pass short left to R.Louis to CLV 9 for 3 yards (L.Sims). | |
| 2-7-CLV 9 | (5:08) (Shotgun) I.Crowell right guard to CLV 14 for 5 yards (L.Ryan; J.Casey). | |
| 3-2-CLV 14 | (4:03) (Shotgun) D.Kizer pass short right to D.Johnson to CLV 18 for 4 yards (D.Morgan). | P1 |
| <u>1-10-CLV 18</u> | (3:38) D.Kizer pass short right to D.Vitale to CLV 29 for 11 yards (D.Jones; A.Williamson). | P2 |
| <u>1-10-CLV 29</u> | (2:59) D.Kizer pass short left to D.Johnson to CLV 43 for 14 yards (A.Williamson). TEN-A.Williamson was injured during the play. His return is Probable. | P3 |
| <u>1-10-CLV 43</u> | (2:19) D.Johnson left guard to CLV 44 for 1 yard (K.Klug; J.Brown). | |
| 2-9-CLV 44 | (1:46) (Shotgun) D.Kizer pass short left to K.Britt to CLV 46 for 2 yards (L.Sims). | |
| 3-7-CLV 46 | (1:10) (Shotgun) D.Kizer pass short middle to S.DeValve to TEN 44 for 10 yards (W.Woodyard). | P4 |
| <u>1-10-TEN 44</u> | (:27) I.Crowell right guard to TEN 42 for 2 yards (K.Klug; D.Searcy). | |

END OF QUARTER

| | Score | Time Poss | First Downs | | | | Efficiencies | |
|------------------|-------|-----------|-------------|---|---|---|--------------|--------|
| | | | R | P | X | T | 3 Down | 4 Down |
| Tennessee Titans | 3 | 7:46 | 1 | 1 | 1 | 3 | 1/4 | 0/0 |
| Cleveland Browns | 0 | 7:14 | 0 | 4 | 0 | 4 | 2/3 | 0/0 |

Play By Play

Second Quarter

10/22/2017

Cleveland Browns continued.

- 2-8-TEN 42 (15:00) (Shotgun) D.Kizer pass short left to D.Johnson to TEN 42 for no gain (W.Woodyard; J.Casey).
PENALTY on CLV-S.DeValve, Offensive Holding, 10 yards, enforced at TEN 42 - No Play.
- 2-18-CLV 48 (14:25) (Shotgun) D.Kizer scrambles left end to TEN 39 for 13 yards (W.Woodyard).
PENALTY on CLV-I.Crowell, Illegal Use of Hands, 10 yards, enforced at CLV 48 - No Play.
- 2-28-CLV 38 (14:02) I.Crowell right guard to CLV 42 for 4 yards (B.Orakpo; D.Jones).
- 3-24-CLV 42 (13:25) (Shotgun) D.Kizer pass incomplete short right to K.Britt.
- 4-24-CLV 42 (13:19) (Punt formation) B.Colquitt punts 34 yards to TEN 24, Center-C.Hughlett, downed by CLV-S.DeValve.

Tennessee Titans at 13:08

- 1-10-TEN 24 (13:08) M.Mariota pass incomplete deep middle to D.Walker (J.Taylor).
- 2-10-TEN 24 (13:02) D.Henry left guard to TEN 28 for 4 yards (C.Brantley).
- 3-6-TEN 28 (12:17) (Shotgun) M.Mariota pass short left to D.Walker to TEN 40 for 12 yards (M.Jordan; C.Kirksey).
Cleveland challenged the pass completion ruling, and the play was REVERSED.
(Shotgun) M.Mariota pass short left to D.Walker to TEN 40 for 12 yards (C.Kirksey, M.Jordan). FUMBLES (C.Kirksey), RECOVERED by CLV -I.Campbell at TEN 40. I.Campbell to TEN 40 for no gain (D.Walker).

Cleveland Browns at 12:11

- 1-10-TEN 40 (12:11) (Shotgun) D.Kizer pass short middle to I.Crowell to TEN 25 for 15 yards (W.Woodyard). P5
- 1-10-TEN 25 (11:34) I.Crowell right tackle to TEN 22 for 3 yards (K.Byard; A.Williamson).
- 2-7-TEN 22 (10:49) (Shotgun) D.Kizer pass short right to I.Crowell to TEN 11 for 11 yards (D.Jones; A.Williamson). P6
- 1-10-TEN 11 (10:08) I.Crowell right guard to TEN 10 for 1 yard (D.Jones; A.Williamson).
- 2-9-TEN 10 (9:24) (Shotgun) D.Kizer pass short right to D.Johnson to TEN 13 for -3 yards (K.Byard).
- 3-12-TEN 13 (8:38) (Shotgun) D.Kizer pass incomplete short right to D.Njoku.
- 4-12-TEN 13 (8:31) (Field Goal formation) Z.Gonzalez 31 yard field goal is GOOD, Center-C.Hughlett, Holder-B.Colquitt.

TEN 3 CLV 3, 7 plays, 27 yards, 3:40 drive, 6:29 elapsed

Z.Gonzalez kicks 65 yards from CLV 35 to end zone, Touchback.

Tennessee Titans at 8:31

- 1-10-TEN 25 (8:31) D.Murray right tackle to TEN 24 for -1 yards (D.Kindred).
- 2-11-TEN 24 (7:54) D.Murray right tackle to TEN 30 for 6 yards (J.Schobert).
- 3-5-TEN 30 (7:12) (Shotgun) M.Mariota pass short left to D.Walker to TEN 37 for 7 yards (C.Kirksey). P4
- 1-10-TEN 37 (6:36) D.Murray right tackle to TEN 34 for -3 yards (E.Ogbah; J.Collins).
- 2-13-TEN 34 (5:55) (Shotgun) M.Mariota pass short left to D.Walker to TEN 40 for 6 yards (C.Kirksey).
- 3-7-TEN 40 (5:13) (Shotgun) M.Mariota scrambles left end ran ob at TEN 48 for 8 yards (D.Kindred). R5
- 1-10-TEN 48 (4:37) D.Murray right tackle ran ob at CLV 36 for 16 yards (C.Kirksey; I.Campbell). R6
- 1-10-CLV 36 (3:51) M.Mariota pass short right to D.Murray ran ob at CLV 27 for 9 yards (C.Kirksey).
- 2-1-CLV 27 (3:13) M.Mariota pass short left to R.Matthews to CLV 26 for 1 yard (B.Boddy-Calhoun).
PENALTY on CLV-C.Brantley, Defensive Offside, 5 yards, enforced at CLV 27 - No Play. X7
- 1-10-CLV 22 (3:01) (Shotgun) M.Mariota pass short right to E.Weems to CLV 17 for 5 yards (J.Taylor). Shuffle Pass
- 2-5-CLV 17 (2:24) (Shotgun) M.Mariota pass short left to D.Henry to CLV 14 for 3 yards (B.Boddy-Calhoun).

Two-Minute Warning

- 3-2-CLV 14 (2:00) (Shotgun) PENALTY on CLV-M.Garrett, Neutral Zone Infraction, 5 yards, enforced at CLV 14 - No Play. X8
- 1-9-CLV 9 (2:00) D.Murray right tackle to CLV 11 for -2 yards (C.Kirksey; T.Coley).
Timeout #1 by CLV at 01:55.
- 2-11-CLV 11 (1:55) (Shotgun) M.Mariota pass incomplete short left to T.Taylor (B.Boddy-Calhoun) [E.Ogbah].
- 3-11-CLV 11 (1:49) (Shotgun) M.Mariota pass short left to D.Murray to CLV 5 for 6 yards (I.Campbell; C.Kirksey).
Timeout #2 by CLV at 01:40.
- 4-5-CLV 5 (1:40) (Field Goal formation) R.Succop 23 yard field goal is GOOD, Center-B.Brinkley, Holder-B.Kern.

TEN 6 CLV 3, 14 plays, 70 yards, 2 penalties, 6:54 drive, 13:23 elapsed

R.Succop kicks 65 yards from TEN 35 to end zone, Touchback.

Cleveland Browns at 1:37

- 1-10-CLV 25 (1:37) (Shotgun) D.Kizer pass incomplete short left to D.Johnson.
- 2-10-CLV 25 (1:33) (Shotgun) D.Kizer pass incomplete short right to R.Higgins [J.Casey].
- 3-10-CLV 25 (1:26) (Shotgun) D.Kizer pass deep left to B.Treggs to CLV 44 for 19 yards (L.Sims). P7

Tennessee Titans vs Cleveland Browns at FirstEnergy Stadium

Timeout #1 by TEN at 01:15.

1-10-CLV 44 (1:15) (Shotgun) D.Kizer pass short left to D.Johnson to TEN 45 for 11 yards (L.Ryan). P8

1-10-TEN 45 (:53) (No Huddle, Shotgun) D.Kizer pass incomplete short right to R.Louis.

2-10-TEN 45 (:49) (Shotgun) PENALTY on CLV-D.Njoku, False Start, 5 yards, enforced at TEN 45 - No Play.

2-15-50 (:49) (Shotgun) D.Kizer pass short left to S.DeValve to TEN 33 for 17 yards (W.Woodyard). P9

Timeout #3 by CLV at 00:40.

1-10-TEN 33 (:40) (Shotgun) D.Kizer pass incomplete short middle to I.Crowell.

2-10-TEN 33 (:37) (Shotgun) D.Kizer pass incomplete deep right to R.Higgins.

PENALTY on TEN-A.Jackson, Defensive Holding, 5 yards, enforced at TEN 33 - No Play. X10

1-10-TEN 28 (:30) D.Kizer pass deep right intended for R.Higgins INTERCEPTED by K.Byard at TEN 7. K.Byard to TEN 35 for 28 yards (K.Britt).

Tennessee Titans at 0:19

1-10-TEN 35 (:19) (Shotgun) M.Mariota pass incomplete short left to D.Murray.

2-10-TEN 35 (:16) (Shotgun) M.Mariota sacked at TEN 28 for -7 yards (J.Collins).

END OF QUARTER

| | Score | Time Poss | First Downs | | | | Efficiencies | |
|------------------|-------|--------------|-------------|---|---|---|--------------|--------|
| | | | R | P | X | T | 3 Down | 4 Down |
| Tennessee Titans | 6 | 8:10 | 2 | 1 | 2 | 5 | 2/4 | 0/0 |
| Cleveland Browns | 3 | 6:50 | 0 | 5 | 1 | 6 | 1/3 | 0/0 |

10/22/2017 at FirstEnergy Stadium

PERIOD SCORES

TIME OF POSSESSION

Scoring Plays

| | Tennessee Titans | Cleveland Browns |
|--|------------------|------------------|
| TOTAL FIRST DOWNS | 8 | 10 |
| First Downs Rushing-Passing-by Penalty | 3 - 2 - 3 | 0 - 9 - 1 |
| THIRD DOWN EFFICIENCY | 3-8-38% | 3-6-50% |
| TOTAL NET YARDS | 117 | 139 |
| Total Offensive Plays | 31 | 28 |
| NET YARDS RUSHING | 44 | 25 |
| NET YARDS PASSING | 73 | 114 |
| Gross Yards Passing | 80 | 114 |
| Times thrown-yards lost attempting to pass | 1-7 | 0-0 |
| Pass Attempts-Completions-Had Intercepted | 16 - 11 - 0 | 19 - 12 - 1 |
| Punts-Number and Average | 1 - 55 | 2 - 43.5 |
| Penalties-Number and Yards | 1 - 5 | 8 - 51 |
| Fumbles-Number and Lost | 1 - 1 | 0 - 0 |
| Red Zone Efficiency | 0-1-0% | 0-1-0% |
| Average Drive Start | TEN 28 | CLV 29 |

[illegible]

Play By Play

Third Quarter

10/22/2017

CLV elects to Receive, and TEN elects to defend the East goal.

R.Succop kicks 65 yards from TEN 35 to end zone, Touchback.

Cleveland Browns at 15:00

| | | |
|--------------------|---|-----|
| 1-10-CLV 25 | (15:00) I.Crowell left end to CLV 26 for 1 yard (D.Jones). | |
| 2-9-CLV 26 | (14:28) I.Crowell left guard to CLV 27 for 1 yard (J.Casey; A.Williamson). | |
| 3-8-CLV 27 | (13:46) (Shotgun) D.Kizer pass incomplete short right to R.Higgins. | |
| | PENALTY on TEN-L.Ryan, Illegal Contact, 5 yards, enforced at CLV 27 - No Play. | X11 |
| <u>1-10-CLV 32</u> | (13:41) D.Kizer pass short right intended for B.Treggs INTERCEPTED by K.Byard at CLV 41. K.Byard to CLV 32 for 9 yards (I.Crowell). | |

Tennessee Titans at 13:28

| | | |
|--------------------|---|-----|
| 1-10-CLV 32 | (13:28) D.Murray left guard to CLV 30 for 2 yards (D.Shelton). | |
| | PENALTY on CLV-M.Garrett, Defensive Offside, 5 yards, enforced at CLV 32 - No Play. | |
| 1-5-CLV 27 | (13:03) D.Murray left tackle to CLV 18 for 9 yards (T.Coley). | R9 |
| <u>1-10-CLV 18</u> | (12:24) D.Murray left guard to CLV 15 for 3 yards (J.Schobert; D.Shelton). | |
| 2-7-CLV 15 | (11:43) (Shotgun) M.Mariota pass short right to R.Matthews to CLV 1 for 14 yards (B.Boddy-Calhoun). | P10 |
| <u>1-1-CLV 1</u> | (11:05) D.Murray right guard to CLV 1 for no gain (C.Kirksey; E.Ogbah). | |
| 2-1-CLV 1 | (10:25) M.Mariota pass incomplete short right to D.Walker. | |
| 3-1-CLV 1 | (10:21) D.Murray left guard to CLV 1 for no gain (J.Schobert; T.Coley). | |
| 4-1-CLV 1 | (9:39) D.Henry right guard to CLV 1 for no gain (J.Schobert). | |

Cleveland Browns at 9:32

| | | |
|--------------------|---|-----|
| 1-10-CLV 1 | (9:32) C.Kessler right guard to CLV 2 for 1 yard. | |
| | PENALTY on TEN-K.Klug, Defensive Offside, 5 yards, enforced at CLV 1 - No Play. | |
| 1-5-CLV 6 | (9:10) (Shotgun) I.Crowell right guard to CLV 13 for 7 yards (A.Williamson). | R12 |
| <u>1-10-CLV 13</u> | (8:34) (Shotgun) C.Kessler pass short right to K.Britt to CLV 18 for 5 yards (A.Jackson). | |
| 2-5-CLV 18 | (7:57) (Shotgun) C.Kessler pass short right to R.Louis to CLV 24 for 6 yards (W.Woodyard). | P13 |
| <u>1-10-CLV 24</u> | (7:11) (Shotgun) C.Kessler pass short right to R.Louis pushed ob at CLV 36 for 12 yards (A.Jackson). | P14 |
| <u>1-10-CLV 36</u> | (6:39) (Shotgun) D.Johnson right tackle to CLV 42 for 6 yards (A.Jackson; A.Williamson). | |
| 2-4-CLV 42 | (6:39) (Shotgun) C.Kessler pass deep right to D.Njoku to TEN 27 for 31 yards (K.Byard). | P15 |
| <u>1-10-TEN 27</u> | (5:44) (No Huddle, Shotgun) D.Johnson left guard to TEN 24 for 3 yards (A.Williamson). CLV-J.Thomas was injured during the play. He is Out. 73 Joe Thomas consecutive snap streak ends at 10,363. | |
| 2-7-TEN 24 | (5:21) I.Crowell right tackle to TEN 29 for -5 yards (A.Williamson). | |
| 3-12-TEN 29 | (4:36) (Shotgun) C.Kessler pass incomplete short right to D.Njoku. | |
| 4-12-TEN 29 | (4:30) (Field Goal formation) Z.Gonzalez 47 yard field goal is GOOD, Center-C.Hughlett, Holder-B.Colquitt. | |

| |
|---|
| TEN 6 CLV 6, 10 plays, 70 yards, 1 penalty, 5:07 drive, 10:35 elapsed |
|---|

Z.Gonzalez kicks 65 yards from CLV 35 to end zone, Touchback.

Tennessee Titans at 4:25

| | | |
|--------------------|---|-----|
| 1-10-TEN 25 | (4:25) (Shotgun) M.Mariota pass short middle to D.Walker to TEN 38 for 13 yards (D.Kindred). | P11 |
| <u>1-10-TEN 38</u> | (3:51) D.Henry right guard pushed ob at TEN 47 for 9 yards (J.Schobert). | |
| 2-1-TEN 47 | (3:21) D.Henry left guard to CLV 49 for 4 yards (J.Meder). | R12 |
| <u>1-10-CLV 49</u> | (2:43) D.Henry right guard to CLV 48 for 1 yard (J.Schobert). | |
| 2-9-CLV 48 | (2:04) (Shotgun) M.Mariota pass deep left to T.Taylor to CLV 31 for 17 yards (B.Boddy-Calhoun). Flea-Flicker - Handoff to 22 D. Henry, pitch back to 8 M. Mariota | P13 |
| <u>1-10-CLV 31</u> | (1:18) D.Henry right guard to CLV 36 for -5 yards (D.Kindred; E.Ogbah). | |
| 2-15-CLV 36 | (:36) M.Mariota pass short left to D.Henry to CLV 28 for 8 yards (J.Schobert; C.Kirksey). | |

END OF QUARTER

| | Score | Time Poss | First Downs | | | | Efficiencies | |
|------------------|-------|-----------|-------------|---|---|---|--------------|--------|
| | | | R | P | X | T | 3 Down | 4 Down |
| Tennessee Titans | 6 | 8:21 | 2 | 3 | 0 | 5 | 0/1 | 0/1 |
| Cleveland Browns | 6 | 6:39 | 1 | 3 | 1 | 5 | 0/1 | 0/0 |

Play By Play

Fourth Quarter

10/22/2017

Tennessee Titans continued.

- 3-7-CLV 28 (15:00) (Shotgun) M.Mariota pass incomplete deep right to D.Walker (C.Kirksey).
- 4-7-CLV 28 (14:55) (Field Goal formation) R.Succop 46 yard field goal is GOOD, Center-B.Brinkley, Holder-B.Kern.

TEN 9 CLV 6, 9 plays, 47 yards, 4:35 drive, 0:10 elapsed

R.Succop kicks 70 yards from TEN 35 to CLV -5. M.Dayes to CLV 25 for 30 yards (L.Sims).

Cleveland Browns at 14:50, (1st play from scrimmage 14:45)

- 1-10-CLV 25 (14:45) D.Johnson right guard to CLV 29 for 4 yards (J.Casey).
- 2-6-CLV 29 (14:05) (Shotgun) C.Kessler pass deep left to D.Njoku to TEN 44 for 27 yards (W.Woodyard).
- 1-10-TEN 44 (13:34) (Shotgun) I.Crowell left guard to TEN 42 for 2 yards (A.Williamson; K.Klug).
- 2-8-TEN 42 (12:59) (Shotgun) C.Kessler pass incomplete short left to S.DeValve.
- 3-8-TEN 42 (12:53) (Shotgun) C.Kessler pass short left to D.Johnson to TEN 37 for 5 yards (D.Searcy).
- 4-3-TEN 37 (12:22) (Shotgun) C.Kessler pass incomplete deep left to K.Britt.

P16

Tennessee Titans at 12:17

- 1-10-TEN 38 (12:17) D.Henry left guard to TEN 34 for -4 yards (C.Brantley).
- 2-14-TEN 34 (11:35) (Shotgun) M.Mariota pass incomplete short right to J.Smith (J.Collins).
- 3-14-TEN 34 (11:32) (Shotgun) M.Mariota pass deep right to T.Taylor to CLV 43 for 23 yards (D.Kindred).
- 1-10-CLV 43 (10:48) D.Henry right guard to CLV 37 for 6 yards (J.Schobert; C.Kirksey). CLV-T.Coley was injured during the play. His return is Questionable.
- 2-4-CLV 37 (10:18) D.Henry right guard to CLV 37 for no gain (M.Garrett).
- 3-4-CLV 37 (9:34) (Shotgun) M.Mariota pass short right to D.Murray to CLV 35 for 2 yards (J.Schobert).
- 4-2-CLV 35 (8:49) (Field Goal formation) R.Succop 53 yard field goal is No Good, Wide Left, Center-B.Brinkley, Holder-B.Kern.

P14

Cleveland Browns at 8:44

- 1-10-CLV 43 (8:44) I.Crowell right guard to CLV 45 for 2 yards (J.Brown).
- 2-8-CLV 45 (8:08) C.Kessler pass short right to R.Higgins pushed ob at TEN 44 for 11 yards (W.Woodyard).
- 1-10-TEN 44 (7:30) B.Treggs right end pushed ob at TEN 38 for 6 yards (A.Williamson).
- 2-4-TEN 38 (7:03) I.Crowell left tackle to TEN 37 for 1 yard (A.Williamson; B.Orakpo). TEN-B.Orakpo was injured during the play. His return is Questionable.
- 3-3-TEN 37 (6:35) (No Huddle) C.Kessler pass short right to D.Johnson to TEN 27 for 10 yards (W.Woodyard).
- PENALTY on CLV-R.Louis, Offensive Pass Interference, 10 yards, enforced at TEN 37 - No Play.
- 3-13-TEN 47 (6:05) (Shotgun) C.Kessler pass deep middle intended for D.Njoku INTERCEPTED by K.Byard at TEN 8. K.Byard to TEN 31 for 23 yards (J.Tretter).
- PENALTY on TEN-A.Jackson, Illegal Block Above the Waist, 10 yards, enforced at TEN 31.
- Penalty on CLV-S.Coleman, Offensive Holding, declined.

P17

Tennessee Titans at 5:33

- 1-10-TEN 21 (5:33) D.Murray right guard to TEN 22 for 1 yard (J.Collins).
- 2-9-TEN 22 (5:12) (Shotgun) M.Mariota sacked at TEN 15 for -7 yards (M.Garrett).
- 3-16-TEN 15 (4:31) (Shotgun) M.Mariota pass incomplete deep left to R.Matthews.
- 4-16-TEN 15 (4:26) (Punt formation) B.Kern punts 51 yards to CLV 34, Center-B.Brinkley. B.Treggs to CLV 47 for 13 yards (N.Palmer).
- PENALTY on CLV-B.Boddy-Calhoun, Illegal Block Above the Waist, 10 yards, enforced at CLV 43.

Cleveland Browns at 4:17

- 1-10-CLV 33 (4:17) D.Johnson left guard to CLV 35 for 2 yards (D.Jones).
- 2-8-CLV 35 (3:43) D.Johnson left guard to CLV 45 for 10 yards (W.Woodyard).
- 1-10-CLV 45 (3:09) (Shotgun) C.Kessler sacked at CLV 40 for -5 yards (D.Morgan).
- 2-15-CLV 40 (2:33) (Shotgun) C.Kessler pass short left to I.Crowell to CLV 48 for 8 yards (J.Brown).

R18

Two-Minute Warning

- 3-7-CLV 48 (2:00) (Shotgun) C.Kessler pass incomplete short right to S.DeValve.
- 4-7-CLV 48 (1:54) (Shotgun) C.Kessler pass short middle to D.Johnson to TEN 38 for 14 yards (W.Woodyard) [B.Orakpo].
- 1-10-TEN 38 (1:25) (No Huddle, Shotgun) D.Johnson left guard to TEN 38 for no gain (J.Brown; K.Klug).
- Timeout #1 by CLV at 01:20.
- 2-10-TEN 38 (1:20) (Shotgun) C.Kessler pass short right to I.Crowell to TEN 36 for 2 yards (A.Jackson).
- 3-8-TEN 36 (:55) (No Huddle, Shotgun) C.Kessler pass short right to I.Crowell to TEN 27 for 9 yards (J.Brown; K.Byard).
- The Replay Official reviewed the pass completion ruling, and the play was REVERSED.
- (No Huddle, Shotgun) C.Kessler pass incomplete short right to I.Crowell.
- 4-8-TEN 36 (:51) Z.Gonzalez 54 yard field goal is GOOD, Center-C.Hughlett, Holder-B.Colquitt.

P19

Tennessee Titans vs Cleveland Browns at FirstEnergy Stadium

TEN 9 CLV 9, 10 plays, 31 yards, 3:30 drive, 14:13 elapsed

Z.Gonzalez kicks 65 yards from CLV 35 to end zone, Touchback.

Tennessee Titans at 0:47

1-10-TEN 25 (:47) (Shotgun) M.Mariota pass incomplete deep left to E.Decker.

2-10-TEN 25 (:37) (Shotgun) M.Mariota pass short middle to D.Walker to TEN 33 for 8 yards (C.Kirksey; B.Boddy-Calhoun).

Timeout #1 by TEN at 00:30.

3-2-TEN 33 (:30) (Shotgun) M.Mariota pass incomplete short left to R.Matthews.

4-2-TEN 33 (:25) B.Kern punts 58 yards to CLV 9, Center-B.Brinkley. B.Treggs to CLV 13 for 4 yards (D.Fluellen; B.Trawick).

Cleveland Browns at 0:17

1-10-CLV 13 (:17) C.Kessler kneels to CLV 12 for -1 yards.

END OF QUARTER

| | Score | Time Poss | First Downs | | | | Efficiencies | |
|------------------|-------|-----------|-------------|---|---|---|--------------|--------|
| | | | R | P | X | T | 3 Down | 4 Down |
| Tennessee Titans | 9 | 5:29 | 0 | 1 | 0 | 1 | 1/5 | 0/0 |
| Cleveland Browns | 9 | 9:31 | 1 | 3 | 0 | 4 | 0/4 | 1/2 |

Play By Play

Overtime

10/22/2017

CLV wins toss, elects to Receive, and TEN elects to defend the West goal.

R.Succop kicks 65 yards from TEN 35 to end zone, Touchback.

Cleveland Browns at 10:00

- 1-10-CLV 25 (10:00) I.Crowell right guard to CLV 25 for no gain (D.Searcy).
- 2-10-CLV 25 (9:25) C.Kessler pass incomplete deep right to K.Britt [B.Orakpo]. CLV-K.Britt was injured during the play. His return is Questionable.
- 3-10-CLV 25 (9:20) (Shotgun) C.Kessler pass incomplete short right to K.Williams [B.Orakpo].
- 4-10-CLV 25 (9:14) B.Colquitt punts 38 yards to TEN 37, Center-C.Hughlett. A.Jackson to TEN 36 for -1 yards (M.Dayes).

Tennessee Titans at 9:05

- 1-10-TEN 36 (9:05) M.Mariota pass short right to D.Walker pushed ob at CLV 48 for 16 yards (C.Kirksey). TEN-D.Walker was injured during the play. His return is Questionable. P15
- 1-10-CLV 48 (8:43) D.Henry right tackle to CLV 45 for 3 yards (C.Kirksey).
PENALTY on TEN-J.Smith, Offensive Holding, 10 yards, enforced at CLV 48 - No Play.
- 1-20-TEN 42 (8:16) (Shotgun) M.Mariota pass incomplete short right to D.Henry.
- 2-20-TEN 42 (8:11) (Shotgun) M.Mariota pass short middle to J.Smith to CLV 44 for 14 yards (M.Jordan).
Timeout #1 by TEN at 07:42.
- 3-6-CLV 44 (7:42) (Shotgun) M.Mariota pass incomplete short left to E.Decker (M.Jordan).
- 4-6-CLV 44 (7:37) B.Kern punts 44 yards to end zone, Center-B.Brinkley, Touchback.

Cleveland Browns at 7:30

- 1-10-CLV 20 (7:30) I.Crowell right guard to CLV 22 for 2 yards (J.Casey; K.Byard).
- 2-8-CLV 22 (6:54) C.Kessler pass incomplete short left.
- 3-8-CLV 22 (6:48) (Shotgun) C.Kessler sacked at CLV 10 for -12 yards (sack split by B.Orakpo and D.Morgan).
- 4-20-CLV 10 (6:09) B.Colquitt punts 53 yards to TEN 37, Center-C.Hughlett. A.Jackson to TEN 46 for 9 yards (D.Vitale).
PENALTY on CLV-B.Boddy-Calhoun, Player Out of Bounds on Punt, 5 yards, enforced at TEN 46.

Tennessee Titans at 5:57

- 1-10-CLV 49 (5:57) D.Murray left guard to CLV 42 for 7 yards (D.Shelton).
- 2-3-CLV 42 (5:24) D.Murray right guard to CLV 42 for no gain (J.Collins).
- 3-3-CLV 42 (4:40) (Shotgun) M.Mariota pass short right to R.Matthews to CLV 34 for 8 yards (J.Taylor). P16
- 1-10-CLV 34 (4:05) D.Murray right guard to CLV 31 for 3 yards (C.Kirksey).
- 2-7-CLV 31 (3:27) D.Henry right tackle to CLV 30 for 1 yard (I.Campbell).
- 3-6-CLV 30 (2:49) D.Murray left guard to CLV 29 for 1 yard (D.Kindred).

Two-Minute Warning

- 4-5-CLV 29 (2:00) R.Succop 47 yard field goal is GOOD, Center-B.Brinkley, Holder-B.Kern.

| | | | | | | | | |
|--|-------|-----------|-------------|---|---|---|--------------|--------|
| TEN 12 CLV 9, 7 plays, 20 yards, 4:02 drive, 13:05 elapsed | | | | | | | | |
| END OF QUARTER | | Time Poss | First Downs | | | | Efficiencies | |
| | Score | | R | P | X | T | 3 Down | 4 Down |
| Tennessee Titans | 12 | 5:37 | 0 | 2 | 0 | 2 | 1/3 | 0/0 |
| Cleveland Browns | 9 | 2:28 | 0 | 0 | 0 | 0 | 0/2 | 0/0 |

Miscellaneous Statistics Report

Tennessee Titans vs Cleveland Browns
10/22/2017 at FirstEnergy Stadium

Ten Longest Plays for Tennessee Titans

| Yards | Qtr | Play Start | Play Description |
|-------|-----|-------------|---|
| 23 | 4 | 3-14-TEN 34 | (11:32) (Shotgun) M.Mariota pass deep right to T.Taylor to CLV 43 for 23 yards (D.Kindred). |
| 18 | 1 | 1-10-TEN 30 | (15:00) (Shotgun) M.Mariota pass short middle to R.Matthews to TEN 48 for 18 yards (I.Campbell). |
| 17 | 3 | 2-9-CLV 48 | (2:04) (Shotgun) M.Mariota pass deep left to T.Taylor to CLV 31 for 17 yards (B.Boddy-Calhoun). Flea-Flicker - Handoff to 22 D. Henry, pitch back to 8 M. Mariota |
| 16 | 2 | 1-10-TEN 48 | (4:37) D.Murray right tackle ran ob at CLV 36 for 16 yards (C.Kirksey; I.Campbell). |
| 16 | 5 | 1-10-TEN 36 | (9:05) M.Mariota pass short right to D.Walker pushed ob at CLV 48 for 16 yards (C.Kirksey). TEN-D.Walker was injured during the play. His return is Questionable. |
| 14 | 3 | 2-7-CLV 15 | (11:43) (Shotgun) M.Mariota pass short right to R.Matthews to CLV 1 for 14 yards (B.Boddy-Calhoun). |
| 14 | 5 | 2-20-TEN 42 | (8:11) (Shotgun) M.Mariota pass short middle to J.Smith to CLV 44 for 14 yards (M.Jordan). |
| 13 | 3 | 1-10-TEN 25 | (4:25) (Shotgun) M.Mariota pass short middle to D.Walker to TEN 38 for 13 yards (D.Kindred). |
| 9 | 1 | 1-10-TEN 48 | (14:26) D.Murray left guard to CLV 43 for 9 yards (D.Kindred). |
| 9 | 2 | 1-10-CLV 36 | (3:51) M.Mariota pass short right to D.Murray ran ob at CLV 27 for 9 yards (C.Kirksey). |

Ten Longest Plays for Cleveland Browns

| Yards | Qtr | Play Start | Play Description |
|-------|-----|-------------|--|
| 31 | 3 | 2-4-CLV 42 | (6:39) (Shotgun) C.Kessler pass deep right to D.Njoku to TEN 27 for 31 yards (K.Byard). |
| 27 | 4 | 2-6-CLV 29 | (14:05) (Shotgun) C.Kessler pass deep left to D.Njoku to TEN 44 for 27 yards (W.Woodyard). |
| 19 | 2 | 3-10-CLV 25 | (1:26) (Shotgun) D.Kizer pass deep left to B.Treggs to CLV 44 for 19 yards (L.Sims). |
| 17 | 2 | 2-15-50 | (:49) (Shotgun) D.Kizer pass short left to S.DeValve to TEN 33 for 17 yards (W.Woodyard). |
| 15 | 2 | 1-10-TEN 40 | (12:11) (Shotgun) D.Kizer pass short middle to I.Crowell to TEN 25 for 15 yards (W.Woodyard). |
| 14 | 1 | 1-10-CLV 29 | (2:59) D.Kizer pass short left to D.Johnson to CLV 43 for 14 yards (A.Williamson). TEN-A.Williamson was injured during the |
| 14 | 4 | 4-7-CLV 48 | (1:54) (Shotgun) C.Kessler pass short middle to D.Johnson to TEN 38 for 14 yards (W.Woodyard) [B.Orakpo]. |
| 12 | 3 | 1-10-CLV 24 | (7:11) (Shotgun) C.Kessler pass short right to R.Louis pushed ob at CLV 36 for 12 yards (A.Jackson). |
| 11 | 1 | 1-10-CLV 18 | (3:38) D.Kizer pass short right to D.Vitale to CLV 29 for 11 yards (D.Jones; A.Williamson). |
| 11 | 2 | 2-7-TEN 22 | (10:49) (Shotgun) D.Kizer pass short right to I.Crowell to TEN 11 for 11 yards (D.Jones; A.Williamson). |

Touchdown Scoring Information

| | | Offense | Defense | Special Teams |
|----------------|------------------|---------|---------|---------------|
| VISITOR | Tennessee Titans | 0 | 0 | 0 |
| HOME | Cleveland Browns | 0 | 0 | 0 |

Player Scoring Information

| Club | Player | TD | Rush TD | Rec TD | KO TD | Punt TD | Int TD | Fum TD | Misc TD | FG | XP | 2Pt Rush | 2Pt Rec | Sfty | Points |
|------|------------|----|---------|--------|-------|---------|--------|--------|---------|----|----|----------|---------|------|--------|
| TEN | R.Succop | 0 | 0 | 0 | 0 | 0 | 0 | 0 | 0 | 4 | 0 | 0 | 0 | 0 | 12 |
| CLV | Z.Gonzalez | 0 | 0 | 0 | 0 | 0 | 0 | 0 | 0 | 3 | 0 | 0 | 0 | 0 | 9 |

Possession Detail

| | First Half | | Second Half | | Game | |
|-----------------------------|------------|-------|-------------|-------|---------|-------|
| | Visitor | Home | Visitor | Home | Visitor | Home |
| Largest Lead | 3 | 0 | 3 | 0 | 3 | 0 |
| Drives Leading | 3 | 0 | 3 | 0 | 6 | 0 |
| Time of Possession Leading | 2:40 | 0:00 | 8:45 | 0:00 | 11:25 | 0:00 |
| Largest Deficit | 0 | -3 | 0 | -3 | 0 | -3 |
| Drives Trailing | 0 | 4 | 0 | 5 | 0 | 9 |
| Time of Possession Trailing | 0:00 | 14:04 | 0:00 | 15:53 | 0:00 | 29:57 |
| Times Score Tied Up | | 1 | | 2 | | 3 |
| Lead Changes | | 2 | | 2 | | 4 |

Playtime Percentage

Percent of playtime per player on offense, defense and special teams

| Tennessee Titans | | | | | | Cleveland Browns | | | | | |
|------------------|----|---------|---------|---------------|-----|------------------|----|---------|---------|---------------|-----|
| | | Offense | Defense | Special Teams | | | | Offense | Defense | Special Teams | |
| T Lewan | T | 72 100% | | 5 | 20% | K Zeitler | G | 73 100% | | 3 | 12% |
| J Conklin | T | 72 100% | | 5 | 20% | J Bitonio | G | 73 100% | | 3 | 12% |
| J Kline | G | 72 100% | | 5 | 20% | S Coleman | T | 73 100% | | 3 | 12% |
| M Mariota | QB | 72 100% | | | | J Tretter | C | 73 100% | | | |
| B Jones | C | 72 100% | | | | R Louis | WR | 65 89% | | | |
| Q Spain | G | 68 94% | | 4 | 16% | K Britt | WR | 55 75% | | | |
| E Decker | WR | 66 92% | | | | R Higgins | WR | 48 66% | | | |
| R Matthews | WR | 57 79% | | | | J Thomas | T | 43 59% | | | |
| J Smith | TE | 49 68% | | 4 | 16% | I Crowell | RB | 39 53% | | | |
| D Murray | RB | 43 60% | | | | C Kessler | QB | 38 52% | | | |
| D Walker | TE | 38 53% | | | | S DeValve | TE | 37 51% | | 13 | 52% |
| T Taylor | WR | 32 44% | | 1 | 4% | D Johnson | RB | 36 49% | | | |
| D Henry | RB | 30 42% | | | | D Kizer | QB | 35 48% | | | |
| P Supernaw | TE | 18 25% | | 17 | 68% | S Drango | G | 30 41% | | 3 | 12% |
| D Kelly | T | 14 19% | | 5 | 20% | D Njoku | TE | 28 38% | | 8 | 32% |
| J Fowler | FB | 11 15% | | | | R Telfer | TE | 24 33% | | | |
| B Schwenke | C | 5 7% | | 5 | 20% | B Treggs | WR | 11 15% | | 4 | 16% |
| E Weems | WR | 1 1% | | 17 | 68% | D Vitale | FB | 10 14% | | 15 | 60% |
| W Woodyard | LB | | 73 100% | 7 | 28% | S Coates | WR | 6 8% | | 11 | 44% |
| K Byard | FS | | 73 100% | 3 | 12% | K Williams | WR | 6 8% | | | |
| L Ryan | CB | | 73 100% | 3 | 12% | J Schobert | LB | | 72 100% | 13 | 52% |
| A Jackson | CB | | 70 96% | 11 | 44% | C Kirksey | LB | | 72 100% | 6 | 24% |
| D Morgan | LB | | 59 81% | | | J Collins | LB | | 71 99% | 6 | 24% |
| B Orakpo | LB | | 58 79% | | | I Campbell | FS | | 69 96% | 19 | 76% |
| J Casey | DT | | 55 75% | 3 | 12% | B Boddy-Calhoun | CB | | 69 96% | 12 | 48% |
| D Jones | DE | | 53 73% | 8 | 32% | J Taylor | CB | | 69 96% | 6 | 24% |
| D Searcy | SS | | 53 73% | 4 | 16% | D Kindred | SS | | 60 83% | 15 | 60% |
| J Brown | LB | | 38 52% | 4 | 16% | E Ogbah | DE | | 58 81% | 9 | 36% |
| A Williamson | LB | | 35 48% | | | M Garrett | DE | | 57 79% | 6 | 24% |
| L Sims | CB | | 30 41% | 16 | 64% | T Coley | DT | | 53 74% | 1 | 4% |
| E Walden | LB | | 29 40% | 3 | 12% | D Shelton | DT | | 37 51% | | |
| K Klug | DT | | 26 36% | 9 | 36% | M Jordan | CB | | 34 47% | 14 | 56% |
| S Williams | NT | | 23 32% | | | N Orchard | DE | | 19 26% | 5 | 20% |
| C Riley | FS | | 21 29% | 10 | 40% | J Meder | DT | | 17 24% | 8 | 32% |
| B McCain | CB | | 19 26% | 9 | 36% | C Brantley | DT | | 15 21% | | |
| A Johnson | NT | | 10 14% | 4 | 16% | C Nassib | DE | | 14 19% | 8 | 32% |
| N Palmer | LB | | 5 7% | 16 | 64% | B Bello | LB | | 3 4% | 16 | 64% |
| D Bates | LB | | | 20 | 80% | L Ogunjobi | DT | | 3 4% | | |
| B Trawick | FS | | | 20 | 80% | D King | LB | | | 16 | 64% |
| D Fluellen | RB | | | 17 | 68% | M Dayes | RB | | | 16 | 64% |
| T Smith | CB | | | 12 | 48% | K Nacua | SS | | | 12 | 48% |
| R Succop | K | | | 10 | 40% | C Hughlett | LS | | | 7 | 28% |
| B Brinkley | LS | | | 9 | 36% | B Colquitt | P | | | 7 | 28% |
| B Kern | P | | | 9 | 36% | Z Gonzalez | K | | | 7 | 28% |
| | | | | | | A Reiter | C | | | 3 | 12% |

2017 TENNESSEE TITANS REGULAR SEASON STATISTICS

Won 4, Lost 3

| Date | W-L | Score | OT | Opponent | Attendance |
|-------|-----|-------|----|------------------|------------|
| 09/10 | L | 16-26 | | Oakland | 69,089 |
| 09/17 | W | 37-16 | | at Jacksonville | 61,709 |
| 09/24 | W | 33-27 | | Seattle | 69,127 |
| 10/01 | L | 14-57 | | at Houston | 71,804 |
| 10/08 | L | 10-16 | | at Miami | 65,135 |
| 10/16 | W | 36-22 | | Indianapolis | 63,888 |
| 10/22 | W | 12-9 | OT | at Cleveland | 59,061 |
| 11/05 | | | | Baltimore | |
| 11/12 | | | | Cincinnati | |
| 11/16 | | | | at Pittsburgh | |
| 11/26 | | | | at Indianapolis | |
| 12/03 | | | | Houston | |
| 12/10 | | | | at Arizona | |
| 12/17 | | | | at San Francisco | |
| 12/24 | | | | L.A. Rams | |
| 12/31 | | | | Jacksonville | |

| Statistic | Tenn. | Opp. |
|--------------------------|----------------|----------------|
| Total First Downs | 127 | 148 |
| Rushing | 40 | 35 |
| Passing | 72 | 103 |
| Penalty | 15 | 10 |
| 3rd Down: Made/Att | 32/92 | 31/88 |
| 3rd Down Pct. | 34.8 | 35.2 |
| 4th Down: Made/Att | 1/2 | 4/7 |
| 4th Down Pct. | 50.0 | 57.1 |
| Possession Avg. | 29:57 | 30:03 |
| Total Net Yards | 2285 | 2306 |
| Avg. Per Game | 326.4 | 329.4 |
| Total Plays | 428 | 457 |
| Avg. Per Play | 5.3 | 5.0 |
| Net Yards Rushing | 872 | 701 |
| Avg. Per Game | 124.6 | 100.1 |
| Total Rushes | 197 | 194 |
| Net Yards Passing | 1413 | 1605 |
| Avg. Per Game | 201.9 | 229.3 |
| Sacked/Yards Lost | 13/50 | 11/75 |
| Gross Yards | 1463 | 1680 |
| Att./Completions | 218/135 | 252/151 |
| Completion Pct. | 61.9 | 59.9 |
| Had Intercepted | 6 | 7 |
| Punts/Average | 33/51.5 | 34/50.3 |
| Net Punting Avg. | 33/46.5 | 34/44.4 |
| Penalties/Yards | 43/409 | 51/421 |
| Fumbles/Ball Lost | 4/4 | 10/3 |
| Touchdowns | 14 | 19 |
| Rushing | 9 | 3 |
| Passing | 5 | 13 |
| Returns | 0 | 3 |

| Score By Periods | Q1 | Q2 | Q3 | Q4 | OT | PTS |
|------------------|-----------|-----------|-----------|-----------|----------|------------|
| Team | 19 | 38 | 54 | 44 | 3 | 158 |
| Opponents | 37 | 42 | 26 | 68 | 0 | 173 |

| Scoring | TD | Rush | Rec | Ret | K-PAT | FG | S | PTS |
|-------------|-----------|----------|----------|----------|--------------|--------------|----------|------------|
| Succop | 0 | 0 | 0 | 0 | 14/14 | 20/22 | 0 | 74 |
| Mariota | 3 | 3 | 0 | 0 | | | 0 | 18 |
| Henry | 2 | 2 | 0 | 0 | | | 0 | 12 |
| Murray | 2 | 2 | 0 | 0 | | | 0 | 12 |
| J. Smith | 2 | 0 | 2 | 0 | | | 0 | 12 |
| Fowler | 1 | 1 | 0 | 0 | | | 0 | 6 |
| Matthews | 1 | 0 | 1 | 0 | | | 0 | 6 |
| Supernaw | 1 | 0 | 1 | 0 | | | 0 | 6 |
| Taylor | 1 | 0 | 1 | 0 | | | 0 | 6 |
| Walker | 1 | 1 | 0 | 0 | | | 0 | 6 |
| Team | 14 | 9 | 5 | 0 | 14/14 | 20/22 | 0 | 158 |

2-Pt Conv: TM 0-0, OPP 0-2

Sacks: Morgan 4.5, Casey 2, Woodyard 2, Orakpo 1.5, Walden 1, TM 11, OPP 13 FUM/Lost: Cassel 2/2, Murray 1/1, Walker 1/1

| Rushing | No. | Yds | Avg | Long | TD |
|------------------|------------|------------|------------|------------|----------|
| Murray | 86 | 372 | 4.3 | 75t | 2 |
| Henry | 75 | 331 | 4.4 | 72t | 2 |
| Mariota | 23 | 124 | 5.4 | 34t | 3 |
| Taylor | 5 | 26 | 5.2 | 17 | 0 |
| Fluellen | 4 | 21 | 5.3 | 10 | 0 |
| Fowler | 1 | 3 | 3.0 | 3t | 1 |
| Walker | 2 | -2 | -1.0 | 1t | 1 |
| Matthews | 1 | -3 | -3.0 | -3 | 0 |
| Team | 197 | 872 | 4.4 | 75t | 9 |
| Opponents | 194 | 701 | 3.6 | 22 | 3 |

| Receiving | No. | Yds | Avg | Long | TD |
|------------------|------------|-------------|-------------|------------|-----------|
| Walker | 32 | 324 | 10.1 | 23 | 0 |
| Matthews | 27 | 393 | 14.6 | 55t | 1 |
| Decker | 23 | 226 | 9.8 | 27 | 0 |
| Murray | 17 | 103 | 6.1 | 18 | 0 |
| J. Smith | 11 | 107 | 9.7 | 32t | 2 |
| Taylor | 10 | 178 | 17.8 | 53t | 1 |
| Davis | 7 | 73 | 10.4 | 23 | 0 |
| Henry | 4 | 35 | 8.8 | 14 | 0 |
| Supernaw | 3 | 19 | 6.3 | 11t | 1 |
| Weems | 1 | 5 | 5.0 | 5 | 0 |
| Team | 135 | 1463 | 10.8 | 55t | 5 |
| Opponents | 151 | 1680 | 11.1 | 46 | 13 |

| Interceptions | No. | Yds | Avg | Long | TD |
|------------------|----------|-----------|-------------|------------|----------|
| Byard | 4 | 67 | 16.8 | 28 | 0 |
| T. Smith | 1 | 14 | 14.0 | 14 | 0 |
| Searcy | 1 | 8 | 8.0 | 8 | 0 |
| Riley | 1 | 2 | 2.0 | 2 | 0 |
| Team | 7 | 91 | 13.0 | 28 | 0 |
| Opponents | 6 | 73 | 12.2 | 26t | 2 |

| Punting | No. | Yds | Avg | Net | TB | In | Lg | B |
|------------------|-----------|-------------|-------------|-------------|----------|-----------|-----------|----------|
| Kern | 33 | 1701 | 51.5 | 46.5 | 3 | 12 | 71 | 0 |
| Team | 33 | 1701 | 51.5 | 46.5 | 3 | 12 | 71 | 0 |
| Opponents | 34 | 1711 | 50.3 | 44.4 | 2 | 8 | 64 | 0 |

| Punt Returns | Ret | FC | Yds | Avg | Long | TD |
|------------------|-----------|----------|------------|-------------|-----------|----------|
| Jackson | 14 | 3 | 148 | 10.6 | 46 | 0 |
| Weems | 2 | 0 | 15 | 7.5 | 13 | 0 |
| Team | 16 | 3 | 163 | 10.2 | 46 | 0 |
| Opponents | 18 | 4 | 105 | 5.8 | 14 | 0 |

| Kickoff Returns | No. | Yds | Avg | Long | TD |
|------------------|-----------|------------|-------------|-----------|----------|
| Jackson | 9 | 200 | 22.2 | 48 | 0 |
| Weems | 2 | 18 | 9.0 | 18 | 0 |
| Decker | 1 | 22 | 22.0 | 22 | 0 |
| Team | 12 | 240 | 20.0 | 48 | 0 |
| Opponents | 14 | 402 | 28.7 | 60 | 0 |

| Field Goals | 1-19 | 20-29 | 30-39 | 40-49 | 50+ |
|------------------|------------|------------|------------|--------------|------------|
| Succop | 0/0 | 6/6 | 3/3 | 10/10 | 1/3 |
| Team | 0/0 | 6/6 | 3/3 | 10/10 | 1/3 |
| Opponents | 0/0 | 2/2 | 3/3 | 5/5 | 5/5 |

Succop: (23G,26G,52G,52N) (40G,41G,26G) (24G,37G,47G,35G) () (45G) (48G,32G,40G,48G,23G) (43G,23G,46G,53N,47G)
 OPP: (20G,52G,52G,43G) (43G) () (50G,40G,33G) (41G) (36G,25G,52G) (31G,47G,54G)

| Passing | Att | Cmp | Yds | Cmp% | Yds/Att | TD | TD% | Int | Int% | Long | Sack/Lost | Rating |
|------------------|------------|------------|-------------|-------------|-------------|-----------|------------|----------|------------|------------|--------------|-------------|
| Mariota | 176 | 110 | 1301 | 62.5 | 7.39 | 4 | 2.3 | 4 | 2.3 | 55t | 5/20 | 83.1 |
| Cassel | 42 | 25 | 162 | 59.5 | 3.86 | 1 | 2.4 | 2 | 4.8 | 17 | 8/30 | 55.9 |
| Team | 218 | 135 | 1463 | 61.9 | 6.71 | 5 | 2.3 | 6 | 2.8 | 55t | 13/50 | 77.8 |
| Opponents | 252 | 151 | 1680 | 59.9 | 6.67 | 13 | 5.2 | 7 | 2.8 | 46 | 11/75 | 85.4 |

TITANS BEAT RAVENS 23-20, IMPROVE TO 5-3 ON SEASON

BY JIM WYATT
TITANS ONLINE
NOVEMBER 5, 2017

NASHVILLE, Tenn. – The Titans welcomed back former players on “Homecoming Weekend.”

The current Titans showed them a win – a 23-20 victory over the Ravens.

“Those guys set the tone, and set the standard around here,” Titans linebacker Brian Orakpo said of the Titans Alumni. “We didn’t want to disappoint them, and let them down. We didn’t want them flying from all across the country to watch us take an L. We wanted to out there and represent with the Titans blue and get the job done.”

The Titans did just that on Sunday.

And with the win, they reached the halfway point of the season in a pretty good spot.

The Titans improved to 5-3 with the win, and remain tied with the Jaguars atop the AFC South. The 5-3 mark is the team’s best record at the halfway point since the 2010 season.

The Titans have now won three straight.

“I think this is the best time to start stacking wins, in the middle of the year,” said Titans safety Kevin Byard, who had two more interceptions in the contest, and now has five in the past two games. “Some teams have similar records right now, and we want to be that team that pulls out of the pack. It’s a tight race in the division, and we want to take off.”

Titans quarterback Marcus Mariota completed 19-of-28 passes for 218 yards and two touchdowns in the contest, along with a passer rating of 100.0.

An 11-yard touchdown pass from Mariota to receiver Eric Decker capped off a nine-play, 75-yard drive to give the Titans some breathing room with 3:58 left, and the team held on.

“You’re not going to win games by 20 points every week,” Mariota said. “When you can pull these tough ones out, especially against a good team like Baltimore, it builds confidence. It builds momentum. It builds what’s going to be needed in December. I thought this was a big win and we’re looking forward to next week.”

The Titans gutted this one out.

The Titans took a 3-0 lead at the end of their first possession on a 48-yard field goal by kicker Ryan Succop. It capped off a drive that included a 29-yard completion from Mariota to receiver Rishard Matthewson the team’s first offensive play, and a 20-yard run by cornerback Adoree Jackson, who lined up in the backfield.

The Ravens tied the game at 3-3 on a 30-yard field goal by kicker Justin Tucker.

Then came a flurry of activity.

Byard intercepted a pass thrown by Ravens quarterback Joe Flacco after it was tipped downfield by teammate Logan Ryan, and he returned it to the Baltimore 46-yard line.

Mariota took off on first down, and after hurdling a Baltimore defender, he had a seven-yard gain. Mariota then connected with receiver Corey Davis a 23-yard completion. Davis toe-tapped the sideline to record the catch.

On the very next play, Mariota connected with Matthews for a 16-yard touchdown to make it 10-3.

Another Tucker field goal, this one from 49 yards, made it 10-6.

The Titans extended the lead to 16-6 on a one-yard touchdown run by Derrick Henry with 2:24 in the

second quarter, and led by that score at the half.

After a scoreless third quarter, the Ravens cut the lead to 16-13 midway through the fourth quarter on a three-yard touchdown pass from Flacco to running back Javorius Allen.

But the late touchdown pass from Mariota to Decker gave the Titans the momentum back, and the Titans were able to hold on after a late Baltimore touchdown.

The Titans face the Bengals next Sunday at Nissan Stadium.

“(We) found a way to win, and when we had to make plays we made some plays, and that’s what good teams do to win,” Titans coach Mike Mularkey said. “Winning (is) the bottom line.

“We wish we had more wins and less losses (at the halfway point). I think we’re good for right now at the halfway point. We’re just trying to win one at a time, and this was an important win against a good football team that just had a big win, a real big win a week ago. It was important to get this one.”

###

Week 9

National Football League Game Summary

NFL Copyright © 2017 by The National Football League. All rights reserved. This summary and play-by-play is for the express purpose of assisting media in their coverage of the game; any other use of this material is prohibited without the written permission of the National Football League.

Updated: 11/28/2017

Date: Sunday, 11/5/2017

Baltimore Ravens at Tennessee Titans

Start Time: 12:02 PM Central

at Nissan Stadium, Nashville, TN

Game Day Weather

Game Weather: Cloudy

Temp: 75° F (23.9° C) Humidity: 66%, Wind: WSW 10 mph

Played Outdoors on Turf: Grass

Outdoor Weather: Cloudy,

Officials

Referee: Hussey, John (35)

Umpire: Michalek, Tony (115)

Down Judge: Walker, Ed (123)

Line Judge: Marinucci, Ron (107)

Field Judge: Buchanan, Jimmy (86)

Side Judge: Baynes, Allen (56)

Back Judge: Ferguson, Keith (61)

Replay Official: Wimmer, Mike (0)

Lineups

| Baltimore Ravens | | | | Tennessee Titans | | | |
|------------------|---------------|---------|----------------|------------------|---------------|---------|-----------------|
| Offense | | Defense | | Offense | | Defense | |
| TE | 87 M.Williams | DT | 98 B.Williams | WR | 18 R.Matthews | DE | 90 D.Jones |
| WR | 17 M.Wallace | NT | 97 M.Pierce | TE | 89 P.Supernaw | NT | 96 S.Williams |
| WR | 18 J.Maclin | DE | 94 C.Davis | LT | 77 T.Lewan | DT | 99 J.Casey |
| LT | 79 R.Stanley | RUSH | 55 T.Suggs | LG | 62 B.Schwenke | OLB | 91 D.Morgan |
| LG | 74 J.Hurst | MLB | 57 C.Mosley | C | 60 B.Jones | ILB | 59 W.Woodyard |
| C | 66 R.Jensen | WLB | 48 P.Onwuasor | RG | 64 J.Kline | ILB | 54 A.Williamson |
| RG | 68 M.Skura | SLB | 99 M.Judon | RT | 78 J.Conklin | OLB | 98 B.Orakpo |
| RT | 77 A.Howard | LCB | 24 B.Carr | WR | 84 C.Davis | CB | 25 A.Jackson |
| TE | 82 B.Watson | SS | 23 T.Jefferson | QB | 8 M.Mariota | SS | 37 J.Cyprien |
| QB | 5 J.Flacco | FS | 32 E.Weddle | TE | 81 J.Smith | FS | 31 K.Byard |
| RB | 34 A.Collins | RCB | 22 J.Smith | RB | 29 D.Murray | CB | 26 L.Ryan |

Substitutions

P 4 S.Koch, K 9 J.Tucker, WR/RS 10 C.Moore, WR 11 B.Perriman, DB/RS 21 L.Webb, DB 26 M.Canady, CB 29 M.Humphrey, RB 31 B.Rainey, RB 37 J.Allen, DB/LB 41 A.Levine Sr., DL 42 P.Ricard, CB 43 J.Hill, LS 46 M.Cox, LB 51 K.Correa, OLB 54 T.Bowser, LB 58 S.Johnson, C 61 L.Bowanko, DT 69 W.Henry, G/T 71 J.Elumunor, TE 81 G.Escobar, TE/WR 88 V.Mayle, OLB 90 Z.Smith, DE 93 C.Wormley

Substitutions

K 4 R.Succop, P 6 B.Kern, WR 13 T.Taylor, WR 14 E.Weems, S 21 D.Searcy, RB 22 D.Henry, CB 23 B.McCain, RB 32 D.Fluellen, CB 33 T.Smith, CB 36 L.Sims, S 41 B.Trawick, FB 45 J.Fowler, LS 48 B.Brinkley, LB 53 D.Bates, LB 55 J.Brown, G/T 71 D.Kelly, TE 82 D.Walker, WR 87 E.Decker, OLB 92 K.Dodd, OLB 93 E.Walden, DL 94 A.Johnson, DL 97 K.Klug

Did Not Play

QB 15 R.Mallett

Did Not Play

QB 16 M.Cassel, G/C 61 C.Levin

Not Active

WR/RS 12 M.Campanaro, RB 28 T.West, S 36 C.Clark, OLB 56 T.Williams, G 76 M.Shakir, TE 86 N.Boyle, DE 92 B.Kaufusi

Not Active

QB 3 B.Weeden, WR 15 D.Jennings, CB 24 K.Reed, DB 35 C.Riley, LB 50 N.Palmer, G 67 Q.Spain, DE 95 D.King

Field Goals (made () & missed)

| | | | | | | | |
|----------|------------------|----------|------|---|----|----|-------|
| J.Tucker | (30) (49) | R.Succop | (48) | | | | |
| | | 1 | 2 | 3 | 4 | OT | Total |
| VISITOR: | Baltimore Ravens | 3 | 3 | 0 | 14 | 0 | 20 |
| HOME: | Tennessee Titans | 10 | 6 | 0 | 7 | 0 | 23 |

Scoring Plays

| Team | Qtr | Time | Play Description (Extra Point) (Drive Info) | Visitor | Home |
|--------|-----|-------|--|---------|------|
| Titans | 1 | 10:58 | R.Succop 48 yd. Field Goal (7-45, 4:02) | 0 | 3 |
| Ravens | 1 | 5:59 | J.Tucker 30 yd. Field Goal (12-63, 4:59) | 3 | 3 |
| Titans | 1 | 1:04 | R.Matthews 16 yd. pass from M.Mariota (R.Succop kick) (3-46, 1:21) | 3 | 10 |
| Ravens | 2 | 9:56 | J.Tucker 49 yd. Field Goal (13-44, 6:08) | 6 | 10 |
| Titans | 2 | 2:24 | D.Henry 1 yd. run (kick failed, wr) (7-26, 3:10) | 6 | 16 |
| Ravens | 4 | 8:56 | J.Allen 3 yd. pass from J.Flacco (J.Tucker kick) (6-42, 2:55) | 13 | 16 |
| Titans | 4 | 3:58 | E.Decker 11 yd. pass from M.Mariota (R.Succop kick) (9-75, 4:58) | 13 | 23 |
| Ravens | 4 | 0:46 | M.Wallace 1 yd. pass from J.Flacco (J.Tucker kick) (16-75, 3:12) | 20 | 23 |

Paid Attendance: 67,322

Time: 3:07

Baltimore Ravens vs Tennessee Titans

11/5/2017 at Nissan Stadium

Final Team Statistics

| | Visitor Ravens | Home Titans |
|---|---------------------------|------------------------|
| TOTAL FIRST DOWNS | 24 | 14 |
| By Rushing | 4 | 3 |
| By Passing | 19 | 10 |
| By Penalty | 1 | 1 |
| THIRD DOWN EFFICIENCY | 6-16-38% | 3-11-27% |
| FOURTH DOWN EFFICIENCY | 3-4-75% | 0-0-0% |
| TOTAL NET YARDS | 341 | 257 |
| Total Offensive Plays (inc. times thrown passing) | 77 | 52 |
| Average gain per offensive play | 4.4 | 4.9 |
| NET YARDS RUSHING | 73 | 71 |
| Total Rushing Plays | 22 | 21 |
| Average gain per rushing play | 3.3 | 3.4 |
| Tackles for a loss-number and yards | 2-2 | 2-4 |
| NET YARDS PASSING | 268 | 186 |
| Times thrown - yards lost attempting to pass | 2-9 | 3-32 |
| Gross yards passing | 277 | 218 |
| PASS ATTEMPTS-COMPLETIONS-HAD INTERCEPTED | 53-35-2 | 28-19-1 |
| Avg gain per pass play (inc.# thrown passing) | 4.9 | 6.0 |
| KICKOFFS Number-In End Zone-Touchbacks | 5-3-3 | 5-4-4 |
| PUNTS Number and Average | 4-45.0 | 5-51.2 |
| Had Blocked | 0 | 0 |
| FGs - PATs Had Blocked | 0-0 | 0-0 |
| Net Punting Average | 39.5 | 46.8 |
| TOTAL RETURN YARDAGE (Not Including Kickoffs) | 44 | 55 |
| No. and Yards Punt Returns | 2-22 | 2-22 |
| No. and Yards Kickoff Returns | 1-22 | 1-4 |
| No. and Yards Interception Returns | 1-22 | 2-33 |
| PENALTIES Number and Yards | 6-39 | 3-39 |
| FUMBLES Number and Lost | 1-0 | 0-0 |
| TOUCHDOWNS | 2 | 3 |
| Rushing | 0 | 1 |
| Passing | 2 | 2 |
| EXTRA POINTS Made-Attempts | 2-2 | 2-3 |
| Kicking Made-Attempts | 2-2 | 2-3 |
| FIELD GOALS Made-Attempts | 2-2 | 1-1 |
| RED ZONE EFFICIENCY | 2-4-50% | 3-3-100% |
| GOAL TO GO EFFICIENCY | 1-1-100% | 1-1-100% |
| SAFETIES | 0 | 0 |
| FINAL SCORE | 20 | 23 |
| TIME OF POSSESSION | 32:22 | 27:38 |

11/5/2017 at Nissan Stadium

Baltimore Ravens

Tennessee Titans

| PASSING | ATT | CMP | YDS | SK/YD | TD | LG | IN | RT |
|-----------|-----|-----|-----|-------|----|----|----|-------|
| M.Mariota | 28 | 19 | 218 | 3/32 | 2 | 29 | 1 | 100.0 |
| Total | 28 | 19 | 218 | 3/32 | 2 | 29 | 1 | 100.0 |

| PASS RECEIVING | TAR | REC | YDS | AVG | LG | TD |
|----------------|-----|-----|-----|------|----|----|
| D.Walker | 5 | 5 | 71 | 14.2 | 25 | 0 |
| R.Matthews | 7 | 4 | 70 | 17.5 | 29 | 1 |
| E.Decker | 4 | 3 | 21 | 7.0 | 11 | 1 |
| C.Davis | 5 | 2 | 28 | 14.0 | 23 | 0 |
| D.Murray | 2 | 2 | 22 | 11.0 | 17 | 0 |
| D.Henry | 2 | 2 | 10 | 5.0 | 6 | 0 |
| T.Taylor | 2 | 1 | -4 | -4.0 | -4 | 0 |
| J.Smith | 1 | 0 | 0 | 0.0 | 0 | 0 |
| Total | 28 | 19 | 218 | 11.5 | 29 | 2 |

| INTERCEPTIONS | NO | YDS | AVG | LG | TD |
|---------------|----|-----|------|----|----|
| K.Byard | 2 | 33 | 16.5 | 33 | 0 |
| Total | 2 | 33 | 16.5 | 33 | 0 |

| PUNTING | NO | YDS | AVG | NET | TB | IN20 | LG |
|---------|----|-----|------|------|----|------|----|
| B.Kern | 5 | 256 | 51.2 | 46.8 | 0 | 3 | 56 |
| Total | 5 | 256 | 51.2 | 46.8 | 0 | 3 | 56 |

| PUNT RETURNS | NO | YDS | AVG | FC | LG | TD |
|-----------------|----|-----|------|----|----|----|
| A.Jackson | 2 | 22 | 11.0 | 1 | 13 | 0 |
| [OUT OF BOUNDS] | 1 | 0 | 0.0 | 0 | 0 | 0 |
| Total | 2 | 22 | 11.0 | 1 | 13 | 0 |

| KICKOFF RETURNS | NO | YDS | AVG | FC | LG | TD |
|-----------------|----|-----|-----|----|----|----|
| A.Jackson | 1 | 4 | 4.0 | 0 | 4 | 0 |
| [DOWNED] | 1 | 0 | 0.0 | 0 | 0 | 0 |
| [TOUCHBACK] | 3 | 0 | 0.0 | 0 | 0 | 0 |
| Total | 1 | 4 | 4.0 | 0 | 4 | 0 |

Baltimore Ravens

Tennessee Titans

[illegible]

Play By Play

First Quarter

11/5/2017

BLT wins the coin toss and elects to defer. TEN elects to Receive, and BLT elects to defend the south goal.

J.Tucker kicks 65 yards from BLT 35 to end zone, Touchback.

Tennessee Titans at 15:00

| | | |
|--------------------|---|----|
| 1-10-TEN 25 | (15:00) M.Mariota pass deep left to R.Matthews pushed ob at BLT 46 for 29 yards (J.Smith). | P1 |
| <u>1-10-BLT 46</u> | (14:33) D.Murray right guard to BLT 44 for 2 yards (C.Mosley). | |
| 2-8-BLT 44 | (13:56) (Shotgun) A.Jackson left guard to BLT 24 for 20 yards (E.Weddle). | R2 |
| <u>1-10-BLT 24</u> | (13:11) D.Henry left guard to BLT 24 for no gain (C.Mosley). | |
| 2-10-BLT 24 | (12:33) D.Murray left tackle to BLT 20 for 4 yards (M.Judon). | |
| 3-6-BLT 20 | (11:49) (Shotgun) M.Mariota sacked at BLT 30 for -10 yards (M.Judon). | |
| 4-16-BLT 30 | (11:04) (Field Goal formation) R.Succop 48 yard field goal is GOOD, Center-B.Brinkley, Holder-B.Kern. | |

BLT 0 TEN 3, 7 plays, 45 yards, 4:02 drive, 4:02 elapsed

R.Succop kicks 65 yards from TEN 35 to end zone, Touchback.

Baltimore Ravens at 10:58

| | | |
|--------------------|--|----|
| 1-10-BLT 25 | (10:58) (Shotgun) J.Flacco pass short left to B.Watson to BLT 27 for 2 yards (B.Orakpo). TEN-D.Morgan was injured during the play. His return is Questionable. | |
| 2-8-BLT 27 | (10:29) J.Flacco pass incomplete short right to M.Wallace. | |
| 3-8-BLT 27 | (10:25) (Shotgun) J.Flacco pass short middle to B.Watson to BLT 40 for 13 yards (J.Brown). | P1 |
| <u>1-10-BLT 40</u> | (9:48) A.Collins right tackle to TEN 46 for 14 yards (A.Jackson). | R2 |
| <u>1-10-TEN 46</u> | (9:12) J.Flacco pass incomplete deep middle to B.Perriman (L.Ryan). | |
| 2-10-TEN 46 | (9:04) J.Flacco pass short middle to A.Collins to TEN 43 for 3 yards (W.Woodyard). | |
| 3-7-TEN 43 | (8:17) (Shotgun) J.Flacco pass incomplete short left to B.Watson. | |
| 4-7-TEN 43 | (8:13) (Punt formation) S.Koch pass short left to C.Moore to TEN 27 for 16 yards (B.McCain). | P3 |
| | PENALTY on TEN-B.McCain, Face Mask (15 Yards), 14 yards, enforced at TEN 27. | X4 |
| <u>1-10-TEN 13</u> | (7:25) (Shotgun) A.Collins right guard to TEN 12 for 1 yard (A.Johnson). | |
| 2-9-TEN 12 | (7:25) (No Huddle) A.Collins left end to TEN 13 for -1 yards (J.Casey). | |
| 3-10-TEN 13 | (6:46) (Shotgun) J.Flacco pass short right to B.Watson to TEN 12 for 1 yard (A.Jackson). | |
| 4-9-TEN 12 | (6:03) (Field Goal formation) J.Tucker 30 yard field goal is GOOD, Center-M.Cox, Holder-S.Koch. | |

BLT 3 TEN 3, 12 plays, 63 yards, 1 penalty, 4:59 drive, 9:01 elapsed

J.Tucker kicks 65 yards from BLT 35 to end zone, Touchback.

Tennessee Titans at 5:59

| | | |
|-------------|--|--|
| 1-10-TEN 25 | (5:59) M.Mariota pass short left to D.Walker to TEN 32 for 7 yards (M.Judon). | |
| | PENALTY on TEN-E.Decker, Illegal Block Above the Waist, 10 yards, enforced at TEN 26. | |
| 1-19-TEN 16 | (5:35) (Shotgun) M.Mariota pass short right to T.Taylor to TEN 12 for -4 yards (B.Carr). | |
| 2-23-TEN 12 | (4:51) M.Mariota pass short left to R.Matthews to TEN 27 for 15 yards (E.Weddle). | |
| 3-8-TEN 27 | (4:09) (Shotgun) M.Mariota pass incomplete short right to T.Taylor [M.Judon]. | |
| 4-8-TEN 27 | (4:01) (Punt formation) B.Kern punts 53 yards to BLT 20, Center-B.Brinkley, out of bounds. | |

Baltimore Ravens at 3:53

| | | |
|--------------------|--|----|
| 1-10-BLT 20 | (3:53) (Shotgun) B.Rainey up the middle to BLT 22 for 2 yards (A.Williamson). | |
| 2-8-BLT 22 | (3:18) (Shotgun) J.Flacco pass short right to B.Perriman to BLT 30 for 8 yards (A.Jackson). | P5 |
| <u>1-10-BLT 30</u> | (2:41) J.Flacco pass deep middle intended for B.Perriman INTERCEPTED by K.Byard (L.Ryan) at TEN 21. K.Byard pushed ob at BLT 46 for 33 yards (B.Watson). | |

Tennessee Titans at 2:25

| | | |
|--------------------|--|----|
| 1-10-BLT 46 | (2:25) (Shotgun) M.Mariota right end pushed ob at BLT 39 for 7 yards (B.Carr). | |
| 2-3-BLT 39 | (1:45) (Shotgun) M.Mariota pass deep right to C.Davis ran ob at BLT 16 for 23 yards. | P3 |
| <u>1-10-BLT 16</u> | (1:10) M.Mariota pass deep middle to R.Matthews for 16 yards, TOUCHDOWN. | P4 |
| | Timeout #1 by TEN at 01:04. | |
| | R.Succop extra point is GOOD, Center-B.Brinkley, Holder-B.Kern. | |

BLT 3 TEN 10, 3 plays, 46 yards, 1:21 drive, 13:56 elapsed

R.Succop kicks 65 yards from TEN 35 to end zone, Touchback.

Baltimore Ravens at 1:04

| | | |
|-------------|--|--|
| 1-10-BLT 25 | (1:04) (Shotgun) A.Collins right end to BLT 27 for 2 yards (W.Woodyard). | |
| 2-8-BLT 27 | (:24) (Shotgun) J.Flacco sacked at BLT 22 for -5 yards (J.Casey). | |

Baltimore Ravens vs Tennessee Titans at Nissan Stadium

END OF QUARTER

| Score | Time Poss | First Downs | | | | Efficiencies | |
|------------------|-----------|-------------|---|---|---|--------------|--------|
| | | R | P | X | T | 3 Down | 4 Down |
| Baltimore Ravens | 3 7:31 | 1 | 3 | 1 | 5 | 1/3 | 1/1 |
| Tennessee Titans | 10 7:29 | 1 | 3 | 0 | 4 | 0/2 | 0/0 |

Play By Play

Second Quarter

11/5/2017

Baltimore Ravens continued.

| | | |
|--------------------|--|----|
| 3-13-BLT 22 | (15:00) (Shotgun) J.Flacco pass short middle to J.Maclin to BLT 41 for 19 yards (L.Ryan). | P6 |
| <u>1-10-BLT 41</u> | (14:21) A.Collins left end to BLT 42 for 1 yard (A.Johnson). | |
| 2-9-BLT 42 | (13:41) J.Flacco pass short middle to J.Maclin to TEN 43 for 15 yards (D.Searcy). | P7 |
| <u>1-10-TEN 43</u> | (13:03) J.Flacco pass short left to B.Perriman to TEN 37 for 6 yards (L.Ryan). | |
| 2-4-TEN 37 | (12:25) J.Allen up the middle to TEN 35 for 2 yards (D.Jones). | |
| 3-2-TEN 35 | (11:43) J.Allen up the middle to TEN 35 for no gain (J.Casey). | |
| | Timeout #1 by BLT at 11:05. | |
| 4-2-TEN 35 | (11:05) J.Allen right end to TEN 34 for 1 yard (J.Casey; W.Woodyard). Baltimore challenged the short of the line to gain ruling, and the play was REVERSED. J.Allen right end to TEN 33 for 2 yards (J.Casey; W.Woodyard). | R8 |
| <u>1-10-TEN 33</u> | (10:43) J.Flacco pass short right to M.Williams to TEN 31 for 2 yards (L.Ryan). | |
| 2-8-TEN 31 | (10:10) J.Flacco pass incomplete short right to B.Perriman. | |
| 3-8-TEN 31 | (10:05) (Shotgun) J.Flacco pass incomplete short right to B.Perriman. | |
| | Penalty on BLT-J.Allen, Illegal Use of Hands, declined. | |
| 4-8-TEN 31 | (10:01) (Field Goal formation) J.Tucker 49 yard field goal is GOOD, Center-M.Cox, Holder-S.Koch. | |

BLT 6 TEN 10, 13 plays, 44 yards, 6:08 drive, 5:04 elapsed

J.Tucker kicks 50 yards from BLT 35 to TEN 15. A.Jackson to TEN 19 for 4 yards (C.Moore).

Tennessee Titans at 9:56, (1st play from scrimmage 9:53)

| | | |
|--------------------|--|----|
| 1-10-TEN 19 | (9:53) (Shotgun) M.Mariota pass short middle to D.Murray to TEN 24 for 5 yards (Z.Smith). | |
| 2-5-TEN 24 | (9:23) (No Huddle, Shotgun) M.Mariota pass short left to E.Decker to TEN 33 for 9 yards (T.Jefferson). | P5 |
| <u>1-10-TEN 33</u> | (8:52) (No Huddle, Shotgun) M.Mariota pass short left to C.Davis to TEN 38 for 5 yards (W.Henry). | |
| 2-5-TEN 38 | (8:02) (No Huddle, Shotgun) M.Mariota pass incomplete deep left to C.Davis. | |
| 3-5-TEN 38 | (7:57) (Shotgun) M.Mariota pass incomplete short right to C.Davis (M.Humphrey). | |
| 4-5-TEN 38 | (7:51) (Punt formation) B.Kern punts 56 yards to BLT 6, Center-B.Brinkley, downed by TEN-T.Smith. | |

Baltimore Ravens at 7:40

| | | |
|------------|---|--|
| 1-10-BLT 6 | (7:40) A.Collins up the middle to BLT 10 for 4 yards (K.Byard). | |
| 2-6-BLT 10 | (7:04) A.Collins left tackle to BLT 14 for 4 yards (D.Jones). | |
| 3-2-BLT 14 | (6:25) (Shotgun) A.Collins left tackle to BLT 13 for -1 yards (B.Orakpo; W.Woodyard). | |
| 4-3-BLT 13 | (5:46) (Punt formation) S.Koch punts 56 yards to TEN 31, Center-M.Cox. A.Jackson to TEN 31 for no gain (C.Moore). | |
| | PENALTY on BLT-T.Bowser, Illegal Formation, 4 yards, enforced at BLT 13 - No Play. | |
| 4-7-BLT 9 | (5:37) (Punt formation) S.Koch punts 17 yards to BLT 26, Center-M.Cox, out of bounds. | |

Tennessee Titans at 5:34

| | | |
|--------------------|--|----|
| 1-10-BLT 26 | (5:34) D.Henry right tackle to BLT 16 for 10 yards (P.Onwuasor). | R6 |
| <u>1-10-BLT 16</u> | (4:54) D.Henry left end to BLT 11 for 5 yards (C.Mosley). | |
| 2-5-BLT 11 | (4:08) M.Mariota pass incomplete short left to J.Smith. | |
| 3-5-BLT 11 | (4:03) (Shotgun) M.Mariota pass incomplete short left to C.Davis [Z.Smith]. | |
| | PENALTY on BLT-Z.Smith, Unnecessary Roughness, 6 yards, enforced at BLT 11. | X7 |
| <u>1-5-BLT 5</u> | (3:56) D.Henry left guard to BLT 2 for 3 yards (B.Williams). | |
| | Timeout #2 by TEN at 03:11. | |
| 2-2-BLT 2 | (3:11) (Shotgun) M.Mariota pass short right to E.Decker to BLT 1 for 1 yard (T.Jefferson). | |
| 3-1-BLT 1 | (2:27) D.Henry left tackle for 1 yard, TOUCHDOWN. | R8 |
| | PENALTY on TEN-T.Lewan, Unnecessary Roughness, 15 yards, enforced between downs. | |
| | R.Succop extra point is No Good, Wide Right, Center-B.Brinkley, Holder-B.Kern. | |

BLT 6 TEN 16, 7 plays, 26 yards, 1 penalty, 3:10 drive, 12:36 elapsed

R.Succop kicks 76 yards from TEN 20 to BLT 4. B.Rainey MUFFS catch, touched at BLT 4, and recovers at BLT 1. B.Rainey to BLT 23 for 22 yards (D.Flullen; D.Bates).

Baltimore Ravens at 2:24, (1st play from scrimmage 2:17)

| | | |
|-------------|---|----|
| 1-10-BLT 23 | (2:17) (Shotgun) J.Flacco pass short middle to J.Maclin to BLT 33 for 10 yards (K.Byard). | P9 |
|-------------|---|----|

Two-Minute Warning

| | | |
|--------------------|---|-----|
| <u>1-10-BLT 33</u> | (2:00) (Shotgun) J.Flacco pass short right to B.Watson to BLT 37 for 4 yards (L.Sims). | |
| 2-6-BLT 37 | (1:39) (No Huddle, Shotgun) J.Flacco pass short right to M.Wallace pushed ob at BLT 45 for 8 yards (A.Jackson). | P10 |

Baltimore Ravens vs Tennessee Titans at Nissan Stadium

- 1-10-BLT 45 (1:34) (Shotgun) J.Flacco pass incomplete short middle to J.Allen.
- 2-10-BLT 45 (1:28) (Shotgun) PENALTY on BLT-B.Watson, False Start, 5 yards, enforced at BLT 45 - No Play.
- 2-15-BLT 40 (1:28) (Shotgun) J.Flacco pass short middle to J.Maclin to BLT 44 for 4 yards (W.Woodyard).
- 3-11-BLT 44 (1:06) (No Huddle, Shotgun) J.Flacco sacked at BLT 40 for -4 yards (sack split by K.Klug and D.Morgan).
- Timeout #3 by TEN at 01:00.
- 4-15-BLT 40 (1:00) (Punt formation) S.Koch punts 50 yards to TEN 10, Center-M.Cox. A.Jackson to TEN 19 for 9 yards (S.Johnson).

Tennessee Titans at 0:47

- 1-10-TEN 19 (:47) (Shotgun) M.Mariota pass short right to R.Matthews to TEN 29 for 10 yards (B.Carr).
- 1-10-TEN 29 (:27) (No Huddle, Shotgun) M.Mariota sacked at TEN 21 for -8 yards (T.Suggs).

P9

END OF QUARTER

| | Score | Time Poss | First Downs | | | | Efficiencies | |
|------------------|-------|--------------|-------------|---|---|---|--------------|--------|
| | | | R | P | X | T | 3 Down | 4 Down |
| Baltimore Ravens | 6 | 8:47 | 1 | 4 | 0 | 5 | 1/5 | 1/1 |
| Tennessee Titans | 16 | 6:13 | 2 | 2 | 1 | 5 | 1/3 | 0/0 |

Baltimore Ravens vs Tennessee Titans

11/5/2017 at Nissan Stadium

First Half Summary

PERIOD SCORES

| | | |
|--------|----|--------|
| Ravens | 3 | 3 = 6 |
| Titans | 10 | 6 = 16 |

TIME OF POSSESSION

| | |
|--------|-------|
| Ravens | 16:18 |
| Titans | 13:42 |

Scoring Plays

| Team | Qtr | Time | Play Description (Extra Point) (Drive Info) | Visitor | Home |
|--------|-----|-------|--|---------|------|
| Titans | 1 | 10:58 | R.Succop 48 yd. Field Goal (7-45, 4:02) | 0 | 3 |
| Ravens | 1 | 5:59 | J.Tucker 30 yd. Field Goal (12-63, 4:59) | 3 | 3 |
| Titans | 1 | 1:04 | R.Matthews 16 yd. pass from M.Mariota (R.Succop kick) (3-46, 1:21) | 3 | 10 |
| Ravens | 2 | 9:56 | J.Tucker 49 yd. Field Goal (13-44, 6:08) | 6 | 10 |
| Titans | 2 | 2:24 | D.Henry 1 yd. run (kick failed, wr) (7-26, 3:10) | 6 | 16 |

| | Baltimore Ravens | Tennessee Titans |
|--|------------------|------------------|
| TOTAL FIRST DOWNS | 10 | 9 |
| First Downs Rushing-Passing-by Penalty | 2 - 7 - 1 | 3 - 5 - 1 |
| THIRD DOWN EFFICIENCY | 2-8-25% | 1-5-20% |
| TOTAL NET YARDS | 132 | 144 |
| Total Offensive Plays | 35 | 27 |
| NET YARDS RUSHING | 30 | 52 |
| NET YARDS PASSING | 102 | 92 |
| Gross Yards Passing | 111 | 110 |
| Times thrown-yards lost attempting to pass | 2-9 | 2-18 |
| Pass Attempts-Completions-Had Intercepted | 21 - 14 - 1 | 16 - 11 - 0 |
| Punts-Number and Average | 2 - 33.5 | 2 - 54.5 |
| Penalties-Number and Yards | 3 - 15 | 3 - 39 |
| Fumbles-Number and Lost | 0 - 0 | 0 - 0 |
| Red Zone Efficiency | 0-1-0% | 2-2-100% |
| Average Drive Start | BLT 20 | TEN 36 |

Baltimore Ravens

Tennessee Titans

| RUSHING | | | | | | | | | | RUSHING | | | | | | | | | |
|----------------|-----|-----|-----|-------|----|-----------|------------|-------|-----------|----------------|------|-----|------|-------|----|----|-------|----|--|
| | ATT | YDS | AVG | LG | TD | | | | | | ATT | YDS | AVG | LG | TD | | | | |
| A.Collins | 8 | 24 | 3.0 | 14 | 0 | A.Jackson | 1 | 20 | 20.0 | 20 | 0 | | | | | | | | |
| J.Allen | 3 | 4 | 1.3 | 2 | 0 | D.Henry | 5 | 19 | 3.8 | 10 | 1 | | | | | | | | |
| B.Rainey | 1 | 2 | 2.0 | 2 | 0 | M.Mariota | 1 | 7 | 7.0 | 7 | 0 | | | | | | | | |
| | | | | | | D.Murray | 2 | 6 | 3.0 | 4 | 0 | | | | | | | | |
| Total | 12 | 30 | 2.5 | 14 | 0 | Total | 9 | 52 | 5.8 | 20 | 1 | | | | | | | | |
| PASSING | | | | | | | | | | PASSING | | | | | | | | | |
| | ATT | CMP | YDS | SK/YD | TD | LG | IN | RT | | | ATT | CMP | YDS | SK/YD | TD | LG | IN | RT | |
| J.Flacco | 20 | 13 | 95 | 2/9 | 0 | 19 | 1 | 55.2 | M.Mariota | 16 | 11 | 110 | 2/18 | 1 | 29 | 0 | 108.9 | | |
| S.Koch | 1 | 1 | 16 | 0/0 | 0 | 16 | 0 | 118.8 | | | | | | | | | | | |
| Total | 21 | 14 | 111 | 2/9 | 0 | 19 | 1 | 59.8 | Total | 16 | 11 | 110 | 2/18 | 1 | 29 | 0 | 108.9 | | |
| PASS RECEIVING | | | | | | | | | | PASS RECEIVING | | | | | | | | | |
| | TAR | REC | YDS | AVG | LG | TD | | | | | TAR | REC | YDS | AVG | LG | TD | | | |
| J.Maclin | 4 | 4 | 48 | 12.0 | 19 | 0 | R.Matthews | 4 | 4 | 70 | 17.5 | 29 | 1 | | | | | | |
| B.Watson | 5 | 4 | 20 | 5.0 | 13 | 0 | C.Davis | 5 | 2 | 28 | 14.0 | 23 | 0 | | | | | | |
| B.Perriman | 6 | 2 | 14 | 7.0 | 8 | 0 | E.Decker | 2 | 2 | 10 | 5.0 | 9 | 0 | | | | | | |
| C.Moore | 1 | 1 | 16 | 16.0 | 16 | 0 | D.Murray | 1 | 1 | 5 | 5.0 | 5 | 0 | | | | | | |
| M.Wallace | 2 | 1 | 8 | 8.0 | 8 | 0 | D.Walker | 1 | 1 | 1 | 1.0 | 1 | 0 | | | | | | |
| A.Collins | 1 | 1 | 3 | 3.0 | 3 | 0 | T.Taylor | 2 | 1 | -4 | -4.0 | -4 | 0 | | | | | | |
| M.Williams | 1 | 1 | 2 | 2.0 | 2 | 0 | J.Smith | 1 | 0 | 0 | 0.0 | 0 | 0 | | | | | | |
| J.Allen | 1 | 0 | 0 | 0.0 | 0 | 0 | | | | | | | | | | | | | |
| Total | 21 | 14 | 111 | 7.9 | 19 | 0 | Total | 16 | 11 | 110 | 10.0 | 29 | 1 | | | | | | |

Baltimore Ravens

Regular Defensive Plays

Special Teams

Misc

11/5/2017 at Nissan Stadium[illegible][illegible]

Third Quarter

11/5/2017

Play By Play

BLT elects to Receive, and TEN elects to defend the North goal.

R.Succop kicks 65 yards from TEN 35 to end zone, Touchback.

Baltimore Ravens at 15:00

1-10-BLT 25 (15:00) J.Flacco pass short right to M.Williams to BLT 35 for 10 yards (D.Morgan). P11

1-10-BLT 35 (14:36) (No Huddle) J.Flacco pass deep right intended for B.Watson INTERCEPTED by K.Byard at TEN 39. K.Byard to TEN 39 for no gain (B.Watson).

Tennessee Titans at 14:29

1-10-TEN 39 (14:29) M.Mariota sacked at TEN 25 for -14 yards (sack split by C.Mosley and C.Davis).

2-24-TEN 25 (13:46) (Shotgun) M.Mariota pass short middle to D.Walker to TEN 40 for 15 yards (E.Weddle).

3-9-TEN 40 (13:24) (Shotgun) M.Mariota pass incomplete short right to R.Matthews.

4-9-TEN 40 (13:18) (Punt formation) B.Kern punts 53 yards to BLT 7, Center-B.Brinkley. B.Rainey pushed ob at BLT 16 for 9 yards (L.Sims).

Baltimore Ravens at 13:08

1-10-BLT 16 (13:08) A.Collins right tackle to BLT 16 for no gain (J.Casey).

2-10-BLT 16 (12:31) (Shotgun) J.Flacco pass short middle to M.Wallace pushed ob at BLT 22 for 6 yards (L.Sims).

3-4-BLT 22 (11:51) (Shotgun) J.Flacco pass incomplete short left.

PENALTY on BLT-J.Flacco, Intentional Grounding, 14 yards, enforced at BLT 22.

4-18-BLT 8 (11:44) (Punt formation) S.Koch punts 61 yards to TEN 31, Center-M.Cox. A.Jackson pushed ob at TEN 44 for 13 yards (P.Onwuasor).

Tennessee Titans at 11:30

1-10-TEN 44 (11:30) D.Murray up the middle to TEN 46 for 2 yards (B.Williams).

2-8-TEN 46 (10:58) (Shotgun) D.Murray up the middle to 50 for 4 yards (P.Onwuasor).

3-4-50 (10:13) (Shotgun) M.Mariota pass incomplete deep right to E.Decker [T.Suggs].

4-4-50 (10:07) (Punt formation) B.Kern punts 41 yards to BLT 9, Center-B.Brinkley, fair catch by L.Webb.

Baltimore Ravens at 9:59

1-10-BLT 9 (9:59) A.Collins up the middle to BLT 10 for 1 yard (K.Klug).

2-9-BLT 10 (9:20) (Shotgun) J.Flacco pass short right to J.Allen pushed ob at BLT 20 for 10 yards (W.Woodyard). P12

1-10-BLT 20 (8:47) (Shotgun) J.Flacco pass short left to M.Williams to BLT 37 for 17 yards (L.Ryan; J.Cyprien). BLT-R.Stanley was injured during the play. His return is Questionable. P13

1-10-BLT 37 (8:17) J.Allen up the middle to BLT 44 for 7 yards (W.Woodyard).

2-3-BLT 44 (7:47) J.Flacco pass incomplete short right to B.Watson (W.Woodyard).

3-3-BLT 44 (7:43) (Shotgun) J.Flacco pass short right to B.Rainey to BLT 43 for -1 yards (W.Woodyard).

Penalty on BLT-J.Hurst, Offensive Holding, declined.

4-4-BLT 43 (7:19) (Punt formation) PENALTY on BLT-A.Levine Sr., False Start, 5 yards, enforced at BLT 43 - No Play.

4-9-BLT 38 (7:09) (Punt formation) S.Koch punts 52 yards to TEN 10, Center-M.Cox, fair catch by A.Jackson.

Tennessee Titans at 6:59

1-10-TEN 10 (6:59) D.Murray left tackle to TEN 9 for -1 yards (C.Mosley).

2-11-TEN 9 (6:20) (Shotgun) M.Mariota pass short middle to D.Walker to TEN 19 for 10 yards (C.Mosley).

3-1-TEN 19 (5:36) D.Henry up the middle to TEN 19 for no gain (P.Onwuasor; T.Jefferson).

4-1-TEN 19 (4:53) (Punt formation) B.Kern punts 53 yards to BLT 28, Center-B.Brinkley. B.Rainey to BLT 41 for 13 yards (T.Smith; D.Fluellen).

Baltimore Ravens at 4:43

1-10-BLT 41 (4:43) J.Flacco pass short right to M.Wallace to BLT 45 for 4 yards (A.Jackson).

2-6-BLT 45 (4:04) J.Flacco pass short right to J.Maclin to TEN 44 for 11 yards (A.Jackson). P14

1-10-TEN 44 (3:24) A.Collins up the middle to TEN 42 for 2 yards (W.Woodyard; B.Orakpo).

2-8-TEN 42 (2:44) (Shotgun) J.Flacco pass short right to B.Watson to TEN 43 for -1 yards (W.Woodyard; A.Jackson).

3-9-TEN 43 (2:01) (Shotgun) J.Flacco pass deep middle to J.Maclin to TEN 26 for 17 yards (K.Byard). P15

1-10-TEN 26 (1:26) J.Flacco pass incomplete short left to J.Maclin.

2-10-TEN 26 (1:22) (Shotgun) J.Allen up the middle to TEN 21 for 5 yards (W.Woodyard).

Timeout #1 by BLT at 00:38.

3-5-TEN 21 (:38) (Shotgun) J.Flacco pass short left to J.Allen to TEN 17 for 4 yards (J.Brown).

END OF QUARTER

| | Score | Time Poss | First Downs | | | | Efficiencies | |
|------------------|-------|-----------|-------------|---|---|---|--------------|--------|
| | | | R | P | X | T | 3 Down | 4 Down |
| Baltimore Ravens | 6 | 9:52 | 0 | 5 | 0 | 5 | 1/4 | 0/0 |
| Tennessee Titans | 16 | 5:08 | 0 | 0 | 0 | 0 | 0/3 | 0/0 |

Play By Play

Fourth Quarter

11/5/2017

Baltimore Ravens continued.

4-1-TEN 17 (15:00) J.Allen up the middle to TEN 17 for no gain (W.Woodyard).
 Baltimore challenged the short of the line to gain ruling, and the play was Upheld. The ruling on the field stands. (Timeout #2 at 14:55.)
 Tennessee Titans at 14:55

1-10-TEN 17 (14:55) D.Murray left end to TEN 14 for -3 yards (Z.Smith).
 2-13-TEN 14 (14:08) M.Mariota pass short right to D.Walker to TEN 34 for 20 yards (B.Carr; P.Onwuasor). P10
1-10-TEN 34 (13:24) (Shotgun) D.Henry left tackle to TEN 39 for 5 yards (J.Smith; C.Mosley).
 2-5-TEN 39 (12:45) D.Murray up the middle to TEN 40 for 1 yard (P.Onwuasor; W.Henry).
 3-4-TEN 40 (12:03) (Shotgun) M.Mariota pass deep right intended for R.Matthews INTERCEPTED by E.Weddle at BLT 36. E.Weddle to TEN 42 for 22 yards (D.Walker).

Baltimore Ravens at 11:51

1-10-TEN 42 (11:51) (Shotgun) J.Flacco pass incomplete short right to C.Moore.
 2-10-TEN 42 (11:47) (Shotgun) J.Flacco pass deep left to B.Watson to TEN 26 for 16 yards (J.Cyprien). P16
1-10-TEN 26 (11:05) (Shotgun) A.Collins right guard to TEN 12 for 14 yards (L.Ryan). R17
1-10-TEN 12 (10:22) (Shotgun) J.Flacco scrambles up the middle to TEN 5 for 7 yards (D.Morgan).
 2-3-TEN 5 (9:44) (Shotgun) A.Collins up the middle to TEN 3 for 2 yards (E.Walden).
 3-1-TEN 3 (9:01) J.Flacco pass short right to J.Allen for 3 yards, TOUCHDOWN. P18
 J.Tucker extra point is GOOD, Center-M.Cox, Holder-S.Koch.

BLT 13 TEN 16, 6 plays, 42 yards, 2:55 drive, 6:04 elapsed

J.Tucker kicks 65 yards from BLT 35 to end zone, Touchback.

Tennessee Titans at 8:56

1-10-TEN 25 (8:56) (Shotgun) M.Mariota pass incomplete short left to R.Matthews (J.Smith).
 2-10-TEN 25 (8:51) (Shotgun) D.Murray up the middle to TEN 32 for 7 yards (B.Williams).
 3-3-TEN 32 (8:05) (Shotgun) M.Mariota pass short right to D.Henry to TEN 38 for 6 yards (C.Mosley). P11
1-10-TEN 38 (7:25) D.Henry right guard to TEN 40 for 2 yards (M.Judon; P.Onwuasor).
 2-8-TEN 40 (6:45) M.Mariota pass deep middle to D.Walker to BLT 35 for 25 yards (T.Jefferson). P12
1-10-BLT 35 (5:59) M.Mariota pass short left to D.Murray pushed ob at BLT 18 for 17 yards (E.Weddle). P13
1-10-BLT 18 (5:29) M.Mariota pass short middle to D.Henry to BLT 14 for 4 yards (M.Judon).
 2-6-BLT 14 (4:47) D.Murray right tackle to BLT 11 for 3 yards (W.Henry; T.Jefferson).
 3-3-BLT 11 (4:04) (Shotgun) M.Mariota pass short left to E.Decker for 11 yards, TOUCHDOWN. P14
 R.Succop extra point is GOOD, Center-B.Brinkley, Holder-B.Kern.

BLT 13 TEN 23, 9 plays, 75 yards, 4:58 drive, 11:02 elapsed

R.Succop kicks 65 yards from TEN 35 to end zone, Touchback.

Baltimore Ravens at 3:58, (1st play from scrimmage 3:57)

1-10-BLT 25 (3:57) (Shotgun) J.Flacco pass incomplete deep right to M.Wallace (A.Jackson).
 2-10-BLT 25 (3:52) (Shotgun) J.Flacco pass short middle to J.Allen to BLT 34 for 9 yards (K.Byard).
 3-1-BLT 34 (3:29) (No Huddle, Shotgun) J.Allen up the middle to BLT 39 for 5 yards (W.Woodyard; E.Walden). R19
1-10-BLT 39 (3:05) (No Huddle, Shotgun) J.Flacco FUMBLES (Aborted) at BLT 33, and recovers at BLT 32. J.Flacco pass incomplete deep right to C.Moore.
 2-10-BLT 39 (2:57) (No Huddle, Shotgun) J.Flacco pass short left to B.Perriman pushed ob at TEN 47 for 14 yards (L.Sims). P20
1-10-TEN 47 (2:51) (Shotgun) J.Flacco pass incomplete deep right to C.Moore.
 2-10-TEN 47 (2:45) (Shotgun) J.Flacco pass short middle to J.Maclin to TEN 40 for 7 yards (L.Ryan; B.Orakpo).
 3-3-TEN 40 (2:19) (No Huddle, Shotgun) J.Flacco pass incomplete short right to B.Rainey.
 4-3-TEN 40 (2:16) (Shotgun) J.Flacco pass short right to B.Watson to TEN 34 for 6 yards (J.Brown). P21

Two-Minute Warning

1-10-TEN 34 (2:00) (Shotgun) J.Flacco pass short right to J.Allen to TEN 29 for 5 yards (A.Jackson; J.Brown).
 2-5-TEN 29 (1:32) (No Huddle, Shotgun) J.Flacco pass short middle to J.Allen to TEN 20 for 9 yards (J.Brown). P22
1-10-TEN 20 (1:13) (No Huddle, Shotgun) J.Flacco pass incomplete deep right to M.Wallace (K.Byard).
 2-10-TEN 20 (1:08) (Shotgun) J.Flacco pass short middle to J.Maclin to TEN 5 for 15 yards (W.Woodyard). P23
 Penalty on TEN-A.Jackson, Defensive Holding, declined.
1-5-TEN 5 (1:01) (Shotgun) J.Flacco pass incomplete short right to B.Rainey.
 2-5-TEN 5 (:56) (Shotgun) J.Flacco pass short right to J.Allen pushed ob at TEN 1 for 4 yards (J.Brown).
 Timeout #1 by TEN at 00:51.

J.Tucker extra point is GOOD, Center-M.Cox, Holder-S.Koch.

BLT 20 TEN 23, 16 plays, 75 yards, 3:12 drive, 14:14 elapsed

(Onside Kick formation) J.Tucker kicks onside 6 yards from BLT 35 to BLT 41, downed by BLT.

PENALTY on BLT-J.Tucker, Short Free Kick, 5 yards, enforced at BLT 41.

Tennessee Titans at 0:46

1-10-BLT 36 (:46) M.Mariota kneels to BLT 36 for no gain.

2-10-BLT 36 (:22) M.Mariota kneels to BLT 37 for -1 yards.

| END OF QUARTER | Time | | First Downs | | | | Efficiencies | |
|------------------|-------|------|-------------|---|---|---|--------------|--------|
| | Score | Poss | R | P | X | T | 3 Down | 4 Down |
| Baltimore Ravens | 20 | 6:12 | 2 | 7 | 0 | 9 | 3/4 | 1/2 |
| Tennessee Titans | 23 | 8:48 | 0 | 5 | 0 | 5 | 2/3 | 0/0 |

Final Defensive Statistics

Baltimore Ravens

Regular Defensive Plays

Special Teams

Misc

| | TKL | AST | COMB | SK | / YDS | TFL | Q | IN | PD | FF | FR | TKL | AST | FF | FR | BL | TKL | AST | FF | FR |
|--------------|-----------|-----------|-----------|----------|-----------|----------|----------|----------|----------|----------|----------|----------|----------|----------|----------|----------|----------|----------|----------|----------|
| C.Mosley | 6 | 2 | 8 | 0.5 | 7 | 1 | 1 | 0 | 0 | 0 | 0 | 0 | 0 | 0 | 0 | 0 | 0 | 0 | 0 | 0 |
| P.Onwuasor | 2 | 4 | 6 | 0 | 0 | 0 | 0 | 0 | 0 | 0 | 0 | 1 | 0 | 0 | 0 | 0 | 0 | 0 | 0 | 0 |
| M.Judon | 4 | 1 | 5 | 1 | 10 | 1 | 2 | 0 | 0 | 0 | 0 | 0 | 0 | 0 | 0 | 0 | 0 | 0 | 0 | 0 |
| T.Jefferson | 3 | 2 | 5 | 0 | 0 | 0 | 0 | 0 | 0 | 0 | 0 | 0 | 0 | 0 | 0 | 0 | 0 | 0 | 0 | 0 |
| E.Weddle | 4 | 0 | 4 | 0 | 0 | 0 | 0 | 1 | 1 | 0 | 0 | 0 | 0 | 0 | 0 | 0 | 0 | 0 | 0 | 0 |
| B.Carr | 3 | 1 | 4 | 0 | 0 | 1 | 0 | 0 | 0 | 0 | 0 | 0 | 0 | 0 | 0 | 0 | 0 | 0 | 0 | 0 |
| B.Williams | 3 | 0 | 3 | 0 | 0 | 0 | 0 | 0 | 0 | 0 | 0 | 0 | 0 | 0 | 0 | 0 | 0 | 0 | 0 | 0 |
| W.Henry | 1 | 2 | 3 | 0 | 0 | 0 | 0 | 0 | 0 | 0 | 0 | 0 | 0 | 0 | 0 | 0 | 0 | 0 | 0 | 0 |
| Z.Smith | 2 | 0 | 2 | 0 | 0 | 1 | 1 | 0 | 0 | 0 | 0 | 0 | 0 | 0 | 0 | 0 | 0 | 0 | 0 | 0 |
| J.Smith | 1 | 1 | 2 | 0 | 0 | 0 | 0 | 0 | 1 | 0 | 0 | 0 | 0 | 0 | 0 | 0 | 0 | 0 | 0 | 0 |
| T.Suggs | 1 | 0 | 1 | 1 | 8 | 1 | 2 | 0 | 0 | 0 | 0 | 0 | 0 | 0 | 0 | 0 | 0 | 0 | 0 | 0 |
| C.Davis | 0 | 1 | 1 | 0.5 | 7 | 0 | 1 | 0 | 0 | 0 | 0 | 0 | 0 | 0 | 0 | 0 | 0 | 0 | 0 | 0 |
| M.Humphrey | 0 | 0 | 0 | 0 | 0 | 0 | 0 | 0 | 1 | 0 | 0 | 0 | 0 | 0 | 0 | 0 | 0 | 0 | 0 | 0 |
| C.Moore | 0 | 0 | 0 | 0 | 0 | 0 | 0 | 0 | 0 | 0 | 0 | 1 | 0 | 0 | 0 | 0 | 0 | 0 | 0 | 0 |
| S.Johnson | 0 | 0 | 0 | 0 | 0 | 0 | 0 | 0 | 0 | 0 | 0 | 1 | 0 | 0 | 0 | 0 | 0 | 0 | 0 | 0 |
| B.Watson | 0 | 0 | 0 | 0 | 0 | 0 | 0 | 0 | 0 | 0 | 0 | 0 | 0 | 0 | 0 | 0 | 2 | 0 | 0 | 0 |
| J.Flacco | 0 | 0 | 0 | 0 | 0 | 0 | 0 | 0 | 0 | 0 | 0 | 0 | 0 | 0 | 0 | 0 | 0 | 0 | 0 | 1 |
| Total | 30 | 14 | 44 | 3 | 32 | 5 | 7 | 1 | 3 | 0 | 0 | 3 | 0 | 0 | 0 | 0 | 2 | 0 | 0 | 1 |

TKL = Tackle AST = Assist COMB = Combined QH=QB Hit IN = Interception PD = Pass Defense FF = Forced Fumble FR = Fumble Recovery

Tennessee Titans

Regular Defensive Plays

Special Teams

Misc

| | TKL | AST | COMB | SK | / YDS | TFL | QH | IN | PD | FF | FR | TKL | AST | FF | FR | BL | TKL | AST | FF | FR |
|--------------|-----------|-----------|-----------|----------|----------|----------|----------|----------|----------|----------|----------|----------|----------|----------|----------|----------|----------|----------|----------|----------|
| W.Woodyard | 9 | 5 | 14 | 0 | 0 | 1 | 0 | 0 | 1 | 0 | 0 | 0 | 0 | 0 | 0 | 0 | 0 | 0 | 0 | 0 |
| A.Jackson | 6 | 2 | 8 | 0 | 0 | 0 | 0 | 0 | 1 | 0 | 0 | 0 | 0 | 0 | 0 | 0 | 0 | 0 | 0 | 0 |
| J.Brown | 5 | 1 | 6 | 0 | 0 | 0 | 0 | 0 | 0 | 0 | 0 | 0 | 0 | 0 | 0 | 0 | 0 | 0 | 0 | 0 |
| L.Ryan | 4 | 2 | 6 | 0 | 0 | 0 | 0 | 0 | 2 | 0 | 0 | 0 | 0 | 0 | 0 | 0 | 0 | 0 | 0 | 0 |
| J.Casey | 4 | 1 | 5 | 1 | 5 | 2 | 1 | 0 | 0 | 0 | 0 | 0 | 0 | 0 | 0 | 0 | 0 | 0 | 0 | 0 |
| K.Byard | 4 | 0 | 4 | 0 | 0 | 0 | 0 | 2 | 3 | 0 | 0 | 0 | 0 | 0 | 0 | 0 | 0 | 0 | 0 | 0 |
| B.Orakpo | 1 | 3 | 4 | 0 | 0 | 0 | 0 | 0 | 0 | 0 | 0 | 0 | 0 | 0 | 0 | 0 | 0 | 0 | 0 | 0 |
| L.Sims | 3 | 0 | 3 | 0 | 0 | 0 | 0 | 0 | 0 | 0 | 0 | 1 | 0 | 0 | 0 | 0 | 0 | 0 | 0 | 0 |
| D.Morgan | 2 | 1 | 3 | 0.5 | 2 | 0 | 1 | 0 | 0 | 0 | 0 | 0 | 0 | 0 | 0 | 0 | 0 | 0 | 0 | 0 |
| A.Johnson | 2 | 0 | 2 | 0 | 0 | 0 | 0 | 0 | 0 | 0 | 0 | 0 | 0 | 0 | 0 | 0 | 0 | 0 | 0 | 0 |
| D.Jones | 2 | 0 | 2 | 0 | 0 | 0 | 0 | 0 | 0 | 0 | 0 | 0 | 0 | 0 | 0 | 0 | 0 | 0 | 0 | 0 |
| K.Klug | 1 | 1 | 2 | 0.5 | 2 | 0 | 1 | 0 | 0 | 0 | 0 | 0 | 0 | 0 | 0 | 0 | 0 | 0 | 0 | 0 |
| J.Cyprien | 1 | 1 | 2 | 0 | 0 | 0 | 0 | 0 | 0 | 0 | 0 | 0 | 0 | 0 | 0 | 0 | 0 | 0 | 0 | 0 |
| E.Walden | 1 | 1 | 2 | 0 | 0 | 0 | 0 | 0 | 0 | 0 | 0 | 0 | 0 | 0 | 0 | 0 | 0 | 0 | 0 | 0 |
| B.McCain | 1 | 0 | 1 | 0 | 0 | 0 | 0 | 0 | 0 | 0 | 0 | 0 | 0 | 0 | 0 | 0 | 0 | 0 | 0 | 0 |
| A.Williamson | 1 | 0 | 1 | 0 | 0 | 0 | 0 | 0 | 0 | 0 | 0 | 0 | 0 | 0 | 0 | 0 | 0 | 0 | 0 | 0 |
| D.Searcy | 1 | 0 | 1 | 0 | 0 | 0 | 0 | 0 | 0 | 0 | 0 | 0 | 0 | 0 | 0 | 0 | 0 | 0 | 0 | 0 |
| D.Fluellen | 0 | 0 | 0 | 0 | 0 | 0 | 0 | 0 | 0 | 0 | 0 | 0 | 2 | 0 | 0 | 0 | 0 | 0 | 0 | 0 |
| D.Bates | 0 | 0 | 0 | 0 | 0 | 0 | 0 | 0 | 0 | 0 | 0 | 0 | 1 | 0 | 0 | 0 | 0 | 0 | 0 | 0 |
| T.Smith | 0 | 0 | 0 | 0 | 0 | 0 | 0 | 0 | 0 | 0 | 0 | 0 | 1 | 0 | 0 | 0 | 0 | 0 | 0 | 0 |
| D.Walker | 0 | 0 | 0 | 0 | 0 | 0 | 0 | 0 | 0 | 0 | 0 | 0 | 0 | 0 | 0 | 0 | 1 | 0 | 0 | 0 |
| Total | 48 | 18 | 66 | 2 | 9 | 3 | 3 | 2 | 7 | 0 | 0 | 1 | 4 | 0 | 0 | 0 | 1 | 0 | 0 | 0 |

Baltimore Ravens vs Tennessee Titans

11/5/2017 at Nissan Stadium

Ball Possession And Drive Chart

Baltimore Ravens

| # | Time Recd | Time Lost | Time Poss | How Ball Obtained | Drive Began | # Play | Yds Gain | Yds Pen | Net Yds | 1st Down | Last Scrm | How Given Up |
|----|-----------|-----------|-----------|-------------------|-------------|--------|----------|---------|---------|----------|-----------|--------------|
| 1 | 10:58 | 5:59 | 4:59 | Kickoff | BLT 25 | 12 | 49 | 14 | 63 | 4 | * TEN 12 | Field Goal |
| 2 | 3:53 | 2:25 | 1:28 | Punt | BLT 20 | 3 | 10 | 0 | 10 | 1 | BLT 30 | Interception |
| 3 | 1:04 | 9:56 | 6:08 | Kickoff | BLT 25 | 13 | 44 | 0 | 44 | 3 | TEN 31 | Field Goal |
| 4 | 7:40 | 5:34 | 2:06 | Punt | BLT 6 | 3 | 7 | -4 | 3 | 0 | BLT 9 | Punt |
| 5 | 2:24 | 0:47 | 1:37 | Kickoff | BLT 23 | 6 | 22 | -5 | 17 | 2 | BLT 40 | Punt |
| 6 | 15:00 | 14:29 | 0:31 | Kickoff | BLT 25 | 2 | 10 | 0 | 10 | 1 | BLT 35 | Interception |
| 7 | 13:08 | 11:30 | 1:38 | Punt | BLT 16 | 3 | 6 | -14 | -8 | 0 | BLT 8 | Punt |
| 8 | 9:59 | 6:59 | 3:00 | Punt | BLT 9 | 6 | 34 | -5 | 29 | 2 | BLT 38 | Punt |
| 9 | 4:43 | 14:55 | 4:48 | Punt | BLT 41 | 9 | 42 | 0 | 42 | 2 | * TEN 17 | Downs |
| 10 | 11:51 | 8:56 | 2:55 | Interception | TEN 42 | 6 | 42 | 0 | 42 | 3 | * TEN 3 | Touchdown |
| 11 | 3:58 | 0:46 | 3:12 | Kickoff | BLT 25 | 16 | 75 | 0 | 75 | 6 | * TEN 1 | Touchdown |

(273) Average BLT 25

Tennessee Titans

| # | Time Recd | Time Lost | Time Poss | How Ball Obtained | Drive Began | # Play | Yds Gain | Yds Pen | Net Yds | 1st Down | Last Scrm | How Given Up |
|----|-----------|-----------|-----------|-------------------|-------------|--------|----------|---------|---------|----------|-----------|--------------|
| 1 | 15:00 | 10:58 | 4:02 | Kickoff | TEN 25 | 7 | 45 | 0 | 45 | 2 | BLT 30 | Field Goal |
| 2 | 5:59 | 3:53 | 2:06 | Kickoff | TEN 25 | 4 | 12 | -10 | 2 | 0 | TEN 27 | Punt |
| 3 | 2:25 | 1:04 | 1:21 | Interception | BLT 46 | 3 | 46 | 0 | 46 | 2 | * BLT 16 | Touchdown |
| 4 | 9:56 | 7:40 | 2:16 | Kickoff | TEN 19 | 5 | 19 | 0 | 19 | 1 | TEN 38 | Punt |
| 5 | 5:34 | 2:24 | 3:10 | Punt | BLT 26 | 7 | 20 | 6 | 26 | 3 | * BLT 1 | Touchdown |
| 6 | 0:47 | 0:00 | 0:47 | Punt | TEN 19 | 2 | 2 | 0 | 2 | 1 | TEN 29 | End of Half |
| 7 | 14:29 | 13:08 | 1:21 | Interception | TEN 39 | 3 | 1 | 0 | 1 | 0 | TEN 40 | Punt |
| 8 | 11:30 | 9:59 | 1:31 | Punt | TEN 44 | 3 | 6 | 0 | 6 | 0 | 50 | Punt |
| 9 | 6:59 | 4:43 | 2:16 | Punt | TEN 10 | 3 | 9 | 0 | 9 | 0 | TEN 19 | Punt |
| 10 | 14:55 | 11:51 | 3:04 | Downs | TEN 17 | 5 | 23 | 0 | 23 | 1 | TEN 40 | Interception |
| 11 | 8:56 | 3:58 | 4:58 | Kickoff | TEN 25 | 9 | 75 | 0 | 75 | 4 | * BLT 11 | Touchdown |
| 12 | 0:46 | 0:00 | 0:46 | Kickoff | BLT 36 | 2 | -1 | 0 | -1 | 0 | BLT 36 | End of Game |

(415) Average TEN 35

* inside opponent's 20

Time of Possession by Quarter

| Visitor | Home | 1st | 2nd | 3rd | 4th | OT | Total |
|------------------|------------------|------|------|------|------|----|-------|
| Baltimore Ravens | Tennessee Titans | 7:31 | 8:47 | 9:52 | 6:12 | | 32:22 |
| | | 7:29 | 6:13 | 5:08 | 8:48 | | 27:38 |

Kickoff Drive No.-Start Average

Ravens: 5 - BLT 25

Titans: 4 - TEN 24

Miscellaneous Statistics Report

Baltimore Ravens vs Tennessee Titans

11/5/2017 at Nissan Stadium

Ten Longest Plays for Baltimore Ravens

| Yards | Qtr | Play Start | Play Description |
|-------|-----|-------------|--|
| 30 | 1 | 4-7-TEN 43 | (8:13) (Punt formation) S.Koch pass short left to C.Moore to TEN 27 for 16 yards (B.McCain). PENALTY on TEN-B.McCain, Face Mask (15 Yards), 14 yards, enforced at TEN 27. |
| 19 | 2 | 3-13-BLT 22 | (15:00) (Shotgun) J.Flacco pass short middle to J.Maclin to BLT 41 for 19 yards (L.Ryan). |
| 17 | 3 | 1-10-BLT 20 | (8:47) (Shotgun) J.Flacco pass short left to M.Williams to BLT 37 for 17 yards (L.Ryan; J.Cyprien). BLT-R.Stanley was injured during the play. His return is Questionable. |
| 17 | 3 | 3-9-TEN 43 | (2:01) (Shotgun) J.Flacco pass deep middle to J.Maclin to TEN 26 for 17 yards (K.Byard). |
| 16 | 4 | 2-10-TEN 42 | (11:47) (Shotgun) J.Flacco pass deep left to B.Watson to TEN 26 for 16 yards (J.Cyprien). |
| 15 | 2 | 2-9-BLT 42 | (13:41) J.Flacco pass short middle to J.Maclin to TEN 43 for 15 yards (D.Searcy). |
| 15 | 4 | 2-10-TEN 20 | (1:08) (Shotgun) J.Flacco pass short middle to J.Maclin to TEN 5 for 15 yards (W.Woodyard). Penalty on TEN-A.Jackson, Defensive Holding, declined. |
| 14 | 1 | 1-10-BLT 40 | (9:48) A.Collins right tackle to TEN 46 for 14 yards (A.Jackson). |
| 14 | 4 | 1-10-TEN 26 | (11:05) (Shotgun) A.Collins right guard to TEN 12 for 14 yards (L.Ryan). |
| 14 | 4 | 2-10-BLT 39 | (2:57) (No Huddle, Shotgun) J.Flacco pass short left to B.Perriman pushed ob at TEN 47 for 14 yards (L.Sims). |

Ten Longest Plays for Tennessee Titans

| Yards | Qtr | Play Start | Play Description |
|-------|-----|-------------|--|
| 29 | 1 | 1-10-TEN 25 | (15:00) M.Mariota pass deep left to R.Matthews pushed ob at BLT 46 for 29 yards (J.Smith). |
| 25 | 4 | 2-8-TEN 40 | (6:45) M.Mariota pass deep middle to D.Walker to BLT 35 for 25 yards (T.Jefferson). |
| 23 | 1 | 2-3-BLT 39 | (1:45) (Shotgun) M.Mariota pass deep right to C.Davis ran ob at BLT 16 for 23 yards. |
| 20 | 1 | 2-8-BLT 44 | (13:56) (Shotgun) A.Jackson left guard to BLT 24 for 20 yards (E.Weddle). |
| 20 | 4 | 2-13-TEN 14 | (14:08) M.Mariota pass short right to D.Walker to TEN 34 for 20 yards (B.Carr; P.Onwuasor). |
| 17 | 4 | 1-10-BLT 35 | (5:59) M.Mariota pass short left to D.Murray pushed ob at BLT 18 for 17 yards (E.Weddle). |
| 16 | 1 | 1-10-BLT 16 | (1:10) M.Mariota pass deep middle to R.Matthews for 16 yards, TOUCHDOWN. |
| 15 | 1 | 2-23-TEN 12 | (4:51) M.Mariota pass short left to R.Matthews to TEN 27 for 15 yards (E.Weddle). |
| 15 | 3 | 2-24-TEN 25 | (13:46) (Shotgun) M.Mariota pass short middle to D.Walker to TEN 40 for 15 yards (E.Weddle). |
| 11 | 4 | 3-3-BLT 11 | (4:04) (Shotgun) M.Mariota pass short left to E.Decker for 11 yards, TOUCHDOWN. |

Touchdown Scoring Information

| | | Offense | Defense | Special Teams |
|---------|------------------|---------|---------|---------------|
| VISITOR | Baltimore Ravens | 2 | 0 | 0 |
| HOME | Tennessee Titans | 3 | 0 | 0 |

Player Scoring Information

| Club | Player | TD | Rush TD | Rec TD | KO TD | Punt TD | Int TD | Fum TD | Misc TD | FG | XP | 2Pt Rush | 2Pt Rec | Sfty | Points |
|------|------------|----|---------|--------|-------|---------|--------|--------|---------|----|----|----------|---------|------|--------|
| BLT | J.Tucker | 0 | 0 | 0 | 0 | 0 | 0 | 0 | 0 | 2 | 2 | 0 | 0 | 0 | 8 |
| BLT | J.Allen | 0 | 0 | 1 | 0 | 0 | 0 | 0 | 0 | 0 | 0 | 0 | 0 | 0 | 6 |
| BLT | M.Wallace | 0 | 0 | 1 | 0 | 0 | 0 | 0 | 0 | 0 | 0 | 0 | 0 | 0 | 6 |
| TEN | D.Henry | 0 | 1 | 0 | 0 | 0 | 0 | 0 | 0 | 0 | 0 | 0 | 0 | 0 | 6 |
| TEN | R.Matthews | 0 | 0 | 1 | 0 | 0 | 0 | 0 | 0 | 0 | 0 | 0 | 0 | 0 | 6 |
| TEN | E.Decker | 0 | 0 | 1 | 0 | 0 | 0 | 0 | 0 | 0 | 0 | 0 | 0 | 0 | 6 |
| TEN | R.Succop | 0 | 0 | 0 | 0 | 0 | 0 | 0 | 0 | 1 | 2 | 0 | 0 | 0 | 5 |

Possession Detail

| | First Half | | Second Half | | Game | |
|-----------------------------|------------|------|-------------|-------|---------|-------|
| | Visitor | Home | Visitor | Home | Visitor | Home |
| Largest Lead | 0 | 10 | 0 | 10 | 0 | 10 |
| Drives Leading | 0 | 3 | 0 | 6 | 0 | 9 |
| Time of Possession Leading | 0:00 | 6:13 | 0:00 | 13:56 | 0:00 | 20:09 |
| Largest Deficit | -10 | 0 | -10 | 0 | -10 | 0 |
| Drives Trailing | 4 | 0 | 6 | 0 | 10 | 0 |
| Time of Possession Trailing | 14:50 | 0:00 | 16:04 | 0:00 | 30:54 | 0:00 |
| Times Score Tied Up | | 1 | | 0 | | 1 |
| Lead Changes | | 2 | | 0 | | 2 |

Playtime Percentage

Percent of playtime per player on offense, defense and special teams

| Baltimore Ravens | | | | | | Tennessee Titans | | | | | |
|------------------|----|---------|---------|---------------|-----|------------------|----|---------|---------|---------------|-----|
| | | Offense | Defense | Special Teams | | | | Offense | Defense | Special Teams | |
| M Skura | C | 76 100% | | 4 | 14% | B Jones | C | 52 100% | | 4 | 14% |
| J Hurst | G | 76 100% | | 4 | 14% | J Conklin | T | 52 100% | | 4 | 14% |
| A Howard | T | 76 100% | | 4 | 14% | J Kline | G | 52 100% | | 4 | 14% |
| R Jensen | C | 76 100% | | 2 | 7% | B Schwenke | C | 52 100% | | 4 | 14% |
| J Flacco | QB | 76 100% | | | | T Lewan | T | 52 100% | | 4 | 14% |
| B Watson | TE | 69 91% | | | | M Mariota | QB | 52 100% | | | |
| R Stanley | T | 65 86% | | 2 | 7% | R Matthews | WR | 42 81% | | | |
| J Maclin | WR | 61 80% | | | | C Davis | WR | 39 75% | | | |
| M Wallace | WR | 59 78% | | | | D Murray | RB | 37 71% | | | |
| J Allen | RB | 35 46% | | 7 | 24% | D Walker | TE | 32 62% | | 1 | 3% |
| B Perriman | WR | 35 46% | | | | J Smith | TE | 30 58% | | 4 | 14% |
| M Williams | TE | 33 43% | | 9 | 31% | E Decker | WR | 23 44% | | 1 | 3% |
| C Moore | WR | 31 41% | | 18 | 62% | D Henry | RB | 19 37% | | | |
| A Collins | RB | 29 38% | | | | P Supernaw | TE | 16 31% | | 22 | 76% |
| L Bowanko | C | 15 20% | | 4 | 14% | J Fowler | FB | 9 17% | | | |
| B Rainey | RB | 13 17% | | 19 | 66% | T Taylor | WR | 7 13% | | 6 | 21% |
| P Ricard | NT | 6 8% | | 6 | 21% | D Kelly | T | 5 10% | | 4 | 14% |
| G Escobar | TE | 5 7% | | | | A Jackson | CB | 1 2% | 66 87% | 13 | 45% |
| T Jefferson | SS | | 52 100% | 5 | 17% | K Byard | FS | | 76 100% | 6 | 21% |
| C Mosley | LB | | 52 100% | 4 | 14% | W Woodyard | LB | | 76 100% | 6 | 21% |
| E Weddle | FS | | 52 100% | | | L Ryan | CB | | 76 100% | 4 | 14% |
| B Carr | CB | | 51 98% | | | B Orakpo | LB | | 64 84% | | |
| M Judon | LB | | 46 88% | 5 | 17% | J Casey | DT | | 62 82% | 4 | 14% |
| W Henry | DT | | 43 83% | 5 | 17% | J Cyprien | SS | | 62 82% | | |
| B Williams | DT | | 42 81% | | | D Morgan | LB | | 52 68% | | |
| P Onwuasor | LB | | 41 79% | 8 | 28% | D Jones | DE | | 44 58% | 8 | 28% |
| T Suggs | LB | | 38 73% | | | A Williamson | LB | | 43 57% | 2 | 7% |
| J Smith | CB | | 35 67% | | | L Sims | CB | | 36 47% | 20 | 69% |
| Z Smith | LB | | 27 52% | 9 | 31% | K Klug | DT | | 36 47% | 8 | 28% |
| C Davis | NT | | 26 50% | 4 | 14% | J Brown | LB | | 33 43% | 20 | 69% |
| M Humphrey | CB | | 18 35% | 14 | 48% | E Walden | LB | | 30 39% | 4 | 14% |
| C Wormley | DT | | 15 29% | 8 | 28% | D Searcy | SS | | 24 32% | 5 | 17% |
| A Levine | SS | | 10 19% | 25 | 86% | A Johnson | NT | | 18 24% | 7 | 24% |
| M Canady | CB | | 9 17% | 22 | 76% | S Williams | NT | | 17 22% | 4 | 14% |
| M Pierce | NT | | 7 13% | | | K Dodd | LB | | 12 16% | | |
| L Webb | FS | | 4 8% | 1 | 3% | B McCain | CB | | 9 12% | 11 | 38% |
| T Bowser | LB | | 3 6% | 21 | 72% | B Trawick | FS | | | 25 | 86% |
| K Correa | LB | | 1 2% | 25 | 86% | D Bates | LB | | | 25 | 86% |
| V Mayle | TE | | | 21 | 72% | D Fluellen | RB | | | 21 | 72% |
| S Johnson | LB | | | 21 | 72% | E Weems | WR | | | 21 | 72% |
| S Koch | P | | | 10 | 34% | T Smith | CB | | | 20 | 69% |
| M Cox | LS | | | 10 | 34% | B Kern | P | | | 9 | 31% |
| J Tucker | K | | | 9 | 31% | R Succop | K | | | 9 | 31% |
| J Hill | CB | | | 9 | 31% | B Brinkley | LS | | | 9 | 31% |
| J Eluemunor | G | | | 4 | 14% | | | | | | |

2017 TENNESSEE TITANS REGULAR SEASON STATISTICS

Won 5, Lost 3

| Date | W-L | Score | OT | Opponent | Attendance |
|-------|-----|-------|----|------------------|------------|
| 09/10 | L | 16-26 | | Oakland | 69,089 |
| 09/17 | W | 37-16 | | at Jacksonville | 61,709 |
| 09/24 | W | 33-27 | | Seattle | 69,127 |
| 10/01 | L | 14-57 | | at Houston | 71,804 |
| 10/08 | L | 10-16 | | at Miami | 65,135 |
| 10/16 | W | 36-22 | | Indianapolis | 63,888 |
| 10/22 | W | 12-9 | OT | at Cleveland | 59,061 |
| 11/05 | W | 23-20 | | Baltimore | 67,322 |
| 11/12 | | | | Cincinnati | |
| 11/16 | | | | at Pittsburgh | |
| 11/26 | | | | at Indianapolis | |
| 12/03 | | | | Houston | |
| 12/10 | | | | at Arizona | |
| 12/17 | | | | at San Francisco | |
| 12/24 | | | | L.A. Rams | |
| 12/31 | | | | Jacksonville | |

| Statistic | Tenn. | Opp. |
|--------------------------|----------------|----------------|
| Total First Downs | 141 | 172 |
| Rushing | 43 | 39 |
| Passing | 82 | 122 |
| Penalty | 16 | 11 |
| 3rd Down: Made/Att | 35/103 | 37/104 |
| 3rd Down Pct. | 34.0 | 35.6 |
| 4th Down: Made/Att | 1/2 | 7/11 |
| 4th Down Pct. | 50.0 | 63.6 |
| Possession Avg. | 29:40 | 30:20 |
| Total Net Yards | 2542 | 2647 |
| Avg. Per Game | 317.8 | 330.9 |
| Total Plays | 480 | 534 |
| Avg. Per Play | 5.3 | 5.0 |
| Net Yards Rushing | 943 | 774 |
| Avg. Per Game | 117.9 | 96.8 |
| Total Rushes | 218 | 216 |
| Net Yards Passing | 1599 | 1873 |
| Avg. Per Game | 199.9 | 234.1 |
| Sacked/Yards Lost | 16/82 | 13/84 |
| Gross Yards | 1681 | 1957 |
| Att./Completions | 246/154 | 305/186 |
| Completion Pct. | 62.6 | 61.0 |
| Had Intercepted | 7 | 9 |
| Punts/Average | 38/51.5 | 38/49.8 |
| Net Punting Avg. | 38/46.6 | 38/43.8 |
| Penalties/Yards | 46/448 | 57/460 |
| Fumbles/Ball Lost | 4/4 | 11/3 |
| Touchdowns | 17 | 21 |
| Rushing | 10 | 3 |
| Passing | 7 | 15 |
| Returns | 0 | 3 |

| Score By Periods | Q1 | Q2 | Q3 | Q4 | OT | PTS |
|------------------|----|----|----|----|----|-----|
| Team | 29 | 44 | 54 | 51 | 3 | 181 |
| Opponents | 40 | 45 | 26 | 82 | 0 | 193 |

| Scoring | TD | Rush | Rec | Ret | K-PAT | FG | S | PTS |
|------------------|-----------|-----------|-----------|----------|--------------|--------------|----------|------------|
| Succop | 0 | 0 | 0 | 0 | 16/17 | 21/23 | 0 | 79 |
| Henry | 3 | 3 | 0 | 0 | | | 0 | 18 |
| Mariota | 3 | 3 | 0 | 0 | | | 0 | 18 |
| Matthews | 2 | 0 | 2 | 0 | | | 0 | 12 |
| Murray | 2 | 2 | 0 | 0 | | | 0 | 12 |
| J. Smith | 2 | 0 | 2 | 0 | | | 0 | 12 |
| Decker | 1 | 0 | 1 | 0 | | | 0 | 6 |
| Fowler | 1 | 1 | 0 | 0 | | | 0 | 6 |
| Supernaw | 1 | 0 | 1 | 0 | | | 0 | 6 |
| Taylor | 1 | 0 | 1 | 0 | | | 0 | 6 |
| Walker | 1 | 1 | 0 | 0 | | | 0 | 6 |
| Team | 17 | 10 | 7 | 0 | 16/17 | 21/23 | 0 | 181 |
| Opponents | 21 | 3 | 15 | 3 | 16/19 | 17/17 | 0 | 193 |

2-Pt Conv: TM 0-0, OPP 0-2

Sacks: Morgan 5, Casey 3, Woodyard 2, Orakpo 1.5, Walden 1, Klug 0.5, TM 13, OPP 16 **FUM/Lost**: Cassel 2/2, Murray 1/1, Walker 1/1

| Rushing | No. | Yds | Avg | Long | TD |
|------------------|------------|------------|------------|------------|-----------|
| Murray | 95 | 391 | 4.1 | 75t | 2 |
| Henry | 83 | 357 | 4.3 | 72t | 3 |
| Mariota | 26 | 130 | 5.0 | 34t | 3 |
| Taylor | 5 | 26 | 5.2 | 17 | 0 |
| Fluellen | 4 | 21 | 5.3 | 10 | 0 |
| Jackson | 1 | 20 | 20.0 | 20 | 0 |
| Fowler | 1 | 3 | 3.0 | 3t | 1 |
| Walker | 2 | -2 | -1.0 | 1t | 1 |
| Matthews | 1 | -3 | -3.0 | -3 | 0 |
| Team | 218 | 943 | 4.3 | 75t | 10 |
| Opponents | 216 | 774 | 3.6 | 22 | 3 |

| Receiving | No. | Yds | Avg | Long | TD |
|------------------|------------|-------------|-------------|------------|-----------|
| Walker | 37 | 395 | 10.7 | 25 | 0 |
| Matthews | 31 | 463 | 14.9 | 55t | 2 |
| Decker | 26 | 247 | 9.5 | 27 | 1 |
| Murray | 19 | 125 | 6.6 | 18 | 0 |
| Taylor | 11 | 174 | 15.8 | 53t | 1 |
| J. Smith | 11 | 107 | 9.7 | 32t | 2 |
| Davis | 9 | 101 | 11.2 | 23 | 0 |
| Henry | 6 | 45 | 7.5 | 14 | 0 |
| Supernaw | 3 | 19 | 6.3 | 11t | 1 |
| Weems | 1 | 5 | 5.0 | 5 | 0 |
| Team | 154 | 1681 | 10.9 | 55t | 7 |
| Opponents | 186 | 1957 | 10.5 | 46 | 15 |

| Interceptions | No. | Yds | Avg | Long | TD |
|------------------|----------|------------|-------------|------------|----------|
| Byard | 6 | 100 | 16.7 | 33 | 0 |
| T. Smith | 1 | 14 | 14.0 | 14 | 0 |
| Searcy | 1 | 8 | 8.0 | 8 | 0 |
| Riley | 1 | 2 | 2.0 | 2 | 0 |
| Team | 9 | 124 | 13.8 | 33 | 0 |
| Opponents | 7 | 95 | 13.6 | 26t | 2 |

| Punting | No. | Yds | Avg | Net | TB | In | Lg | B |
|------------------|-----------|-------------|-------------|-------------|----------|-----------|-----------|----------|
| Kern | 38 | 1957 | 51.5 | 46.6 | 3 | 15 | 71 | 0 |
| Team | 38 | 1957 | 51.5 | 46.6 | 3 | 15 | 71 | 0 |
| Opponents | 38 | 1891 | 49.8 | 43.8 | 2 | 10 | 64 | 0 |

| Punt Returns | Ret | FC | Yds | Avg | Long | TD |
|------------------|-----------|----------|------------|-------------|-----------|----------|
| Jackson | 16 | 4 | 170 | 10.6 | 46 | 0 |
| Weems | 2 | 0 | 15 | 7.5 | 13 | 0 |
| Team | 18 | 4 | 185 | 10.3 | 46 | 0 |
| Opponents | 20 | 5 | 127 | 6.4 | 14 | 0 |

| Kickoff Returns | No. | Yds | Avg | Long | TD |
|------------------|-----------|------------|-------------|-----------|----------|
| Jackson | 10 | 204 | 20.4 | 48 | 0 |
| Weems | 2 | 18 | 9.0 | 18 | 0 |
| Decker | 1 | 22 | 22.0 | 22 | 0 |
| Team | 13 | 244 | 18.8 | 48 | 0 |
| Opponents | 15 | 424 | 28.3 | 60 | 0 |

| Field Goals | 1-19 | 20-29 | 30-39 | 40-49 | 50+ |
|------------------|------------|------------|------------|--------------|------------|
| Succop | 0/0 | 6/6 | 3/3 | 11/11 | 1/3 |
| Team | 0/0 | 6/6 | 3/3 | 11/11 | 1/3 |
| Opponents | 0/0 | 2/2 | 4/4 | 6/6 | 5/5 |

Succop: (23G,26G,52G,52N) (40G,41G,26G) (24G,37G,47G,35G) () (45G) (48G,32G,40G,48G,23G) (43G,23G,46G,53N,47G) (48G)
 OPP: (20G,52G,52G,43G) (43G) () (50G,40G,33G) (41G) (36G,25G,52G) (31G,47G,54G) (30G,49G)

| Passing | Att | Cmp | Yds | Cmp% | Yds/Att | TD | TD% | Int | Int% | Long | Sack/Lost | Rating |
|------------------|------------|------------|-------------|-------------|-------------|-----------|------------|----------|------------|------------|--------------|-------------|
| Mariota | 204 | 129 | 1519 | 63.2 | 7.45 | 6 | 2.9 | 5 | 2.5 | 55t | 8/52 | 85.4 |
| Cassel | 42 | 25 | 162 | 59.5 | 3.86 | 1 | 2.4 | 2 | 4.8 | 17 | 8/30 | 55.9 |
| Team | 246 | 154 | 1681 | 62.6 | 6.83 | 7 | 2.8 | 7 | 2.8 | 55t | 16/82 | 80.4 |
| Opponents | 305 | 186 | 1957 | 61.0 | 6.42 | 15 | 4.9 | 9 | 3.0 | 46 | 13/84 | 83.7 |

TITANS BEAT BENGALS 24-20 WITH TD IN CLOSING MINUTE

**BY JIM WYATT
TITANS ONLINE
NOVEMBER 12, 2017**

NASHVILLE, Tenn. — What a finish.

The Titans pulled out a wild one at Nissan Stadium on Sunday, as they beat the Bengals 24-20 by scoring a touchdown in the final moments.

Titans quarterback Marcus Mariota completed 25-of-44 passes for 264 yards and a touchdown in the contest.

Mariota connected with running back DeMarco Murray on a seven-yard touchdown pass with just 36 seconds left to give the Titans a 24-20 lead. It capped off a 12-play, 73-yard drive that took 4:27 off the clock.

The Bengals took a 20-17 lead on a 70-yard touchdown pass from quarterback Andy Dalton to receiver A.J. Green with 5:03 left in the contest.

A “Hail Mary” pass by the Bengals fell incomplete on the final play of the game.

The Titans (6-3) have now won four straight.

After the Titans defended forced a three-and-out on the game’s opening drive, the offense went to work.

The Titans put together a 10-play, 75-yard drive on their first drive, capping it off with a two-yard touchdown run by Murray.

It was an impressive start for the Titans, who picked up 28 yards on a Mariota run, and a pair of 20-yard catches from receivers Rishard Matthews and Taywan Taylor along the way.

But the Bengals answered back, making it 7-6 on a 37-yard

touchdown pass from Dalton to receiver Brandon Lafell.

The Titans defense made a big play -- and set up another score -- in the second quarter.

Brian Orakpo sacked Dalton, and linebacker Derrick Morgan dove on the loose ball at the Cincinnati 27-yard line. Morgan later recovered another fumble.

Murray scored on a one-yard run to cap off a 5-play, 27-yard drive, and it gave the Titans a 14-6 lead. Earlier, the Titans missed a golden opportunity to score, as Matthews dropped a would-be touchdown and kicker Ryan Succop missed a 48-yard field goal.

The Bengals cut the lead to 14-13 with 1:42 left before halftime on a three-yard run by Joe Mixon, which was set up by a Mariota interception.

A 44-yard field goal by Succop on the final play of the half gave the Titans a 17-13 lead at the break.

After a scoreless third quarter, the Titans had a chance to take control early in the fourth quarter. But after a long drive, receiver Corey Davis fumbled as he headed toward the end zone. Instead of a touchdown, the ball went into the end zone and out of bounds for a touchback, which gave the ball back to the Bengals.

###

Week 10

National Football League Game Summary

NFL Copyright © 2017 by The National Football League. All rights reserved. This summary and play-by-play is for the express purpose of assisting media in their coverage of the game; any other use of this material is prohibited without the written permission of the National Football League. Updated: 11/18/2017

Date: Sunday, 11/12/2017 **Cincinnati Bengals at Tennessee Titans** Start Time: 12:02 PM Central
at Nissan Stadium, Nashville, TN

Game Day Weather

Game Weather: Cloudy Temp: 53° F (11.7° C) Humidity: 88%, Wind: SSW 4 mph
Played Outdoors on Turf: Grass Outdoor Weather: Cloudy,

Officials

Referee: Triplette, Jeff (42) Umpire: Ferrell, Dan (64) Down Judge: Bergman, Jeff (32)
Line Judge: Short, Danny (113) Field Judge: Gautreaux, Greg (80) Side Judge: Brown, Terry (43)
Back Judge: Freeman, Steve (133) Replay Official: Chase, Michael (0)

Lineups

| Cincinnati Bengals | | | | Tennessee Titans | | | |
|--------------------|--------------|---------|------------------|------------------|---------------|---------|-----------------|
| Offense | | Defense | | Offense | | Defense | |
| WR | 18 A.Green | LDE | 96 C.Dunlap | WR | 18 R.Matthews | DE | 90 D.Jones |
| LOT | 70 C.Ogbuehi | NT | 99 A.Billings | TE | 82 D.Walker | DT | 99 J.Casey |
| LG | 65 C.Boling | DT | 97 G.Atkins | LT | 77 T.Lewan | OLB | 91 D.Morgan |
| C | 61 R.Bodine | RDE | 90 M.Johnson | LG | 62 B.Schwenke | ILB | 59 W.Woodyard |
| RG | 66 T.Hopkins | SLB | 59 N.Vigil | C | 60 B.Jones | ILB | 54 A.Williamson |
| ROT | 71 A.Smith | MLB | 55 V.Burfict | RG | 64 J.Kline | OLB | 98 B.Orakpo |
| TE | 81 T.Kroft | WLB | 57 V.Rey | RT | 78 J.Conklin | CB | 25 A.Jackson |
| WR | 80 J.Malone | LCB | 27 D.Kirkpatrick | WR | 84 C.Davis | SS | 37 J.Cyprien |
| WR | 11 B.LaFell | RCB | 24 A.Jones | QB | 8 M.Mariota | FS | 31 K.Byard |
| QB | 14 A.Dalton | SS | 42 C.Fejedelelem | TE | 81 J.Smith | CB | 26 L.Ryan |
| HB | 28 J.Mixon | FS | 43 G.Iloka | RB | 29 D.Murray | CB | 36 L.Sims |

Substitutions

K 4 R.Bullock, P 10 K.Huber, WR 12 A.Erickson, WR 15 J.Ross, WR 16 C.Core, CB 21 D.Dennard, CB 22 W.Jackson, HB 25 G.Bernard, CB 26 J.Shaw, DB 40 B.Wilson, LS 46 C.Harris, LB 50 J.Evans, LB 56 H.Nickerson, LB 58 C.Lawson, C 60 T.Johnson, DT 68 J.Tupou, T 73 E.Winston, DE 75 J.Willis, H-B 82 C.Carter, TE 87 C.Uzomah, H-B 89 R.Hewitt, DE 94 C.Smith, DT 98 R.Glasgow

Substitutions

K 4 R.Succop, P 6 B.Kern, WR 13 T.Taylor, WR 14 E.Weems, S 21 D.Searcy, RB 22 D.Henry, CB 23 B.McCain, RB 32 D.Fluellen, CB 33 T.Smith, S 41 B.Trawick, FB 45 J.Fowler, LS 48 B.Brinkley, LB 53 D.Bates, LB 55 J.Brown, G/T 71 D.Kelly, WR 87 E.Decker, TE 89 P.Supernaw, OLB 92 K.Dodd, OLB 93 E.Walden, DL 94 A.Johnson, NT 96 S.Williams, DL 97 K.Klug

Did Not Play

QB 5 A.McCarron

Did Not Play

QB 16 M.Cassel, G/C 61 C.Levin

Not Active

CB 20 K.Russell, S 36 S.Williams, LB 51 K.Minter, G 62 A.Redmond, G 63 C.Westerman, WR 83 T.Boyd, DT 92 P.Sims

Not Active

QB 3 B.Weeden, WR 15 D.Jennings, CB 24 K.Reed, DB 35 C.Riley, LB 50 N.Palmer, G 67 Q.Spain, DE 95 D.King

Field Goals (made () & missed)

| | | R.Succop | | 48WR (44) | | OT | Total |
|----------|--------------------|----------|----|-----------|---|----|-------|
| VISITOR: | Cincinnati Bengals | 1 | 2 | 3 | 4 | | |
| HOME: | Tennessee Titans | 6 | 7 | 0 | 7 | 0 | 20 |
| | | 7 | 10 | 0 | 7 | 0 | 24 |

Scoring Plays

| Team | Qtr | Time | Play Description (Extra Point) (Drive Info) | Visitor | Home |
|---------|-----|------|---|---------|------|
| Titans | 1 | 7:56 | D.Murray 2 yd. run (R.Succop kick) (10-84, 5:25) | 0 | 7 |
| Bengals | 1 | 4:44 | B.LaFell 37 yd. pass from A.Dalton (kick failed, wl) (8-75, 3:12) | 6 | 7 |
| Titans | 2 | 5:08 | D.Murray 1 yd. run (R.Succop kick) (5-27, 1:31) | 6 | 14 |
| Bengals | 2 | 1:42 | J.Mixon 3 yd. run (R.Bullock kick) (1-3, 0:04) | 13 | 14 |
| Titans | 2 | 0:00 | R.Succop 44 yd. Field Goal (10-53, 1:42) | 13 | 17 |
| Bengals | 4 | 5:03 | A.Green 70 yd. pass from A.Dalton (R.Bullock kick) (2-82, 0:41) | 20 | 17 |
| Titans | 4 | 0:36 | D.Murray 7 yd. pass from M.Mariota (R.Succop kick) (12-73, 4:27) | 20 | 24 |

Paid Attendance: 67,432

Time: 3:17

Cincinnati Bengals vs Tennessee Titans

11/12/2017 at Nissan Stadium

Final Individual Statistics

Cincinnati Bengals

| RUSHING | ATT | YDS | AVG | LG | TD |
|------------|-----|-----|-----|----|----|
| J.Mixon | 9 | 37 | 4.1 | 13 | 1 |
| G.Bernard | 2 | 10 | 5.0 | 8 | 0 |
| A.Erickson | 2 | 6 | 3.0 | 7 | 0 |
| A.Dalton | 1 | 0 | 0.0 | 0 | 0 |
| Total | 14 | 53 | 3.8 | 13 | 1 |

| PASSING | ATT | CMP | YDS | SK/YD | TD | LG | IN | RT |
|----------|-----|-----|-----|-------|----|----|----|-------|
| A.Dalton | 35 | 20 | 265 | 1/10 | 2 | 70 | 0 | 100.3 |
| Total | 35 | 20 | 265 | 1/10 | 2 | 70 | 0 | 100.3 |

| PASS RECEIVING | TAR | REC | YDS | AVG | LG | TD |
|----------------|-----|-----|-----|------|----|----|
| B.LaFell | 10 | 6 | 95 | 15.8 | 37 | 1 |
| A.Green | 7 | 5 | 115 | 23.0 | 70 | 1 |
| G.Bernard | 5 | 5 | 38 | 7.6 | 15 | 0 |
| J.Malone | 1 | 1 | 6 | 6.0 | 6 | 0 |
| T.Kroft | 6 | 1 | 4 | 4.0 | 4 | 0 |
| A.Erickson | 1 | 1 | 4 | 4.0 | 4 | 0 |
| J.Mixon | 3 | 1 | 3 | 3.0 | 3 | 0 |
| J.Ross | 1 | 0 | 0 | 0.0 | 0 | 0 |
| Total | 34 | 20 | 265 | 13.3 | 70 | 2 |

| INTERCEPTIONS | NO | YDS | AVG | LG | TD |
|---------------|----|-----|------|----|----|
| D.Dennard | 1 | 20 | 20.0 | 20 | 0 |
| Total | 1 | 20 | 20.0 | 20 | 0 |

| PUNTING | NO | YDS | AVG | NET | TB | IN20 | LG |
|---------|----|-----|------|------|----|------|----|
| K.Huber | 7 | 351 | 50.1 | 47.7 | 0 | 3 | 63 |
| Total | 7 | 351 | 50.1 | 47.7 | 0 | 3 | 63 |

| PUNT RETURNS | NO | YDS | AVG | FC | LG | TD |
|--------------|----|-----|------|----|----|----|
| A.Jones | 2 | 34 | 17.0 | 0 | 23 | 0 |
| A.Erickson | 2 | 12 | 6.0 | 0 | 7 | 0 |
| [TOUCHBACK] | 2 | 0 | 0.0 | 0 | 0 | 0 |
| Total | 4 | 46 | 11.5 | 0 | 23 | 0 |

| KICKOFF RETURNS | NO | YDS | AVG | FC | LG | TD |
|-----------------|----|-----|------|----|----|----|
| A.Erickson | 1 | 26 | 26.0 | 0 | 26 | 0 |
| [TOUCHBACK] | 3 | 0 | 0.0 | 0 | 0 | 0 |
| Total | 1 | 26 | 26.0 | 0 | 26 | 0 |

Tennessee Titans

| RUSHING | ATT | YDS | AVG | LG | TD |
|-----------|-----|-----|------|----|----|
| D.Henry | 11 | 52 | 4.7 | 23 | 0 |
| M.Mariota | 6 | 51 | 8.5 | 28 | 0 |
| D.Murray | 14 | 42 | 3.0 | 9 | 2 |
| A.Jackson | 3 | 30 | 10.0 | 20 | 0 |
| T.Taylor | 1 | 4 | 4.0 | 4 | 0 |
| J.Fowler | 1 | 1 | 1.0 | 1 | 0 |
| Total | 36 | 180 | 5.0 | 28 | 2 |

| PASSING | ATT | CMP | YDS | SK/YD | TD | LG | IN | RT |
|-----------|-----|-----|-----|-------|----|----|----|------|
| M.Mariota | 44 | 25 | 264 | 4/28 | 1 | 20 | 1 | 72.5 |
| Total | 44 | 25 | 264 | 4/28 | 1 | 20 | 1 | 72.5 |

| PASS RECEIVING | TAR | REC | YDS | AVG | LG | TD |
|----------------|-----|-----|-----|------|----|----|
| D.Walker | 9 | 6 | 63 | 10.5 | 20 | 0 |
| R.Matthews | 7 | 5 | 50 | 10.0 | 20 | 0 |
| C.Davis | 10 | 4 | 48 | 12.0 | 19 | 0 |
| D.Murray | 4 | 4 | 30 | 7.5 | 9 | 1 |
| T.Taylor | 3 | 2 | 34 | 17.0 | 20 | 0 |
| J.Smith | 5 | 2 | 20 | 10.0 | 12 | 0 |
| E.Decker | 3 | 2 | 19 | 9.5 | 10 | 0 |
| D.Henry | 3 | 0 | 0 | 0.0 | 0 | 0 |
| Total | 44 | 25 | 264 | 10.6 | 20 | 1 |

| INTERCEPTIONS | NO | YDS | AVG | LG | TD |
|---------------|----|-----|-----|----|----|
| Total | 0 | 0 | 0 | 0 | 0 |

| PUNTING | NO | YDS | AVG | NET | TB | IN20 | LG |
|---------|----|-----|------|------|----|------|----|
| B.Kern | 6 | 339 | 56.5 | 42.2 | 2 | 1 | 74 |
| Total | 6 | 339 | 56.5 | 42.2 | 2 | 1 | 74 |

| PUNT RETURNS | NO | YDS | AVG | FC | LG | TD |
|-----------------|----|-----|-----|----|----|----|
| A.Jackson | 3 | 17 | 5.7 | 2 | 9 | 0 |
| [DOWNED] | 1 | 0 | 0.0 | 0 | 0 | 0 |
| [OUT OF BOUNDS] | 1 | 0 | 0.0 | 0 | 0 | 0 |
| Total | 3 | 17 | 5.7 | 2 | 9 | 0 |

| KICKOFF RETURNS | NO | YDS | AVG | FC | LG | TD |
|-----------------|----|-----|------|----|----|----|
| A.Jackson | 3 | 71 | 23.7 | 0 | 32 | 0 |
| [TOUCHBACK] | 1 | 0 | 0.0 | 0 | 0 | 0 |
| Total | 3 | 71 | 23.7 | 0 | 32 | 0 |

Cincinnati Bengals

| FUMBLES | FUM | LOST | OWN-REC | YDS | TD | FORCED | OPP-REC | YDS | TD | OUT-BDS |
|---------------|-----|------|---------|-----|----|--------|---------|-----|----|---------|
| A.Dalton | 2 | 2 | 0 | -4 | 0 | 0 | 0 | 0 | 0 | 0 |
| D.Kirkpatrick | 0 | 0 | 0 | 0 | 0 | 1 | 0 | 0 | 0 | 0 |
| Total | 2 | 2 | 0 | -4 | 0 | 1 | 0 | 0 | 0 | 0 |

Tennessee Titans

| FUMBLES | FUM | LOST | OWN-REC | YDS | TD | FORCED | OPP-REC | YDS | TD | OUT-BDS |
|----------|-----|------|---------|-----|----|--------|---------|-----|----|---------|
| C.Davis | 1 | 1 | 0 | 0 | 0 | 0 | 0 | 0 | 0 | 1 |
| B.Orakpo | 0 | 0 | 0 | 0 | 0 | 1 | 0 | 0 | 0 | 0 |
| D.Morgan | 0 | 0 | 0 | 0 | 0 | 0 | 2 | 0 | 0 | 0 |
| Total | 1 | 1 | 0 | 0 | 0 | 1 | 2 | 0 | 0 | 1 |

Cincinnati Bengals vs Tennessee Titans

11/12/2017 at Nissan Stadium

Final Team Statistics

| | Visitor Bengals | Home Titans |
|---|--------------------|----------------|
| TOTAL FIRST DOWNS | 15 | 27 |
| By Rushing | 4 | 11 |
| By Passing | 10 | 10 |
| By Penalty | 1 | 6 |
| THIRD DOWN EFFICIENCY | 1-10-10% | 7-15-47% |
| FOURTH DOWN EFFICIENCY | 1-1-100% | 0-0-0% |
| TOTAL NET YARDS | 308 | 416 |
| Total Offensive Plays (inc. times thrown passing) | 50 | 84 |
| Average gain per offensive play | 6.2 | 5.0 |
| NET YARDS RUSHING | 53 | 180 |
| Total Rushing Plays | 14 | 36 |
| Average gain per rushing play | 3.8 | 5.0 |
| Tackles for a loss-number and yards | 3-8 | 2-5 |
| NET YARDS PASSING | 255 | 236 |
| Times thrown - yards lost attempting to pass | 1-10 | 4-28 |
| Gross yards passing | 265 | 264 |
| PASS ATTEMPTS-COMPLETIONS-HAD INTERCEPTED | 35-20-0 | 44-25-1 |
| Avg gain per pass play (inc.# thrown passing) | 7.1 | 4.9 |
| KICKOFFS Number-In End Zone-Touchbacks | 4-3-1 | 4-4-3 |
| PUNTS Number and Average | 7-50.1 | 6-56.5 |
| Had Blocked | 0 | 0 |
| FGs - PATs Had Blocked | 0-0 | 0-0 |
| Net Punting Average | 47.7 | 42.2 |
| TOTAL RETURN YARDAGE (Not Including Kickoffs) | 66 | 17 |
| No. and Yards Punt Returns | 4-46 | 3-17 |
| No. and Yards Kickoff Returns | 1-26 | 3-71 |
| No. and Yards Interception Returns | 1-20 | 0-0 |
| PENALTIES Number and Yards | 12-84 | 5-55 |
| FUMBLES Number and Lost | 2-2 | 1-1 |
| TOUCHDOWNS | 3 | 3 |
| Rushing | 1 | 2 |
| Passing | 2 | 1 |
| EXTRA POINTS Made-Attempts | 2-3 | 3-3 |
| Kicking Made-Attempts | 2-3 | 3-3 |
| FIELD GOALS Made-Attempts | 0-0 | 1-2 |
| RED ZONE EFFICIENCY | 1-2-50% | 3-3-100% |
| GOAL TO GO EFFICIENCY | 1-2-50% | 2-2-100% |
| SAFETIES | 0 | 0 |
| FINAL SCORE | 20 | 24 |
| TIME OF POSSESSION | 19:51 | 40:09 |

Ball Possession And Drive Chart

Cincinnati Bengals

| # | Time Recd | Time Lost | Time Poss | How Ball Obtained | Drive Began | # Play | Yds Gain | Yds Pen | Net Yds | 1st Down | Last Scrm | How Given Up |
|----|-----------|-----------|-----------|-------------------|-------------|--------|----------|---------|---------|----------|-----------|--------------|
| 1 | 15:00 | 13:21 | 1:39 | Kickoff | CIN 25 | 3 | 7 | -5 | 2 | 0 | CIN 27 | Punt |
| 2 | 7:56 | 4:44 | 3:12 | Kickoff | CIN 25 | 8 | 75 | 0 | 75 | 4 | TEN 37 | Touchdown |
| 3 | 0:51 | 13:57 | 1:54 | Punt | CIN 20 | 4 | 16 | 0 | 16 | 1 | CIN 36 | Punt |
| 4 | 8:05 | 6:39 | 1:26 | Missed FG | CIN 38 | 3 | -11 | 0 | -11 | 0 | CIN 37 | Fumble |
| 5 | 5:08 | 1:56 | 3:12 | Kickoff | CIN 24 | 6 | 63 | 0 | 63 | 4 | * TEN 9 | Fumble |
| 6 | 1:46 | 1:42 | 0:04 | Interception | TEN 3 | 1 | 3 | 0 | 3 | 1 | * TEN 3 | Touchdown |
| 7 | 13:55 | 13:03 | 0:52 | Punt | TEN 46 | 3 | 1 | -15 | -14 | 0 | CIN 40 | Punt |
| 8 | 11:05 | 9:38 | 1:27 | Punt | CIN 26 | 3 | 6 | 0 | 6 | 0 | CIN 32 | Punt |
| 9 | 6:08 | 4:32 | 1:36 | Punt | CIN 10 | 4 | 12 | 0 | 12 | 1 | CIN 22 | Punt |
| 10 | 13:19 | 11:46 | 1:33 | Fumble | CIN 20 | 4 | 13 | 0 | 13 | 1 | CIN 33 | Punt |
| 11 | 8:30 | 6:51 | 1:39 | Punt | CIN 20 | 3 | 7 | 0 | 7 | 0 | CIN 27 | Punt |
| 12 | 5:44 | 5:03 | 0:41 | Punt | CIN 18 | 2 | 82 | 0 | 82 | 2 | CIN 30 | Touchdown |
| 13 | 0:36 | 0:00 | 0:36 | Kickoff | CIN 25 | 6 | 30 | -10 | 20 | 1 | CIN 45 | End of Game |

(402) Average CIN 31

Tennessee Titans

| # | Time Recd | Time Lost | Time Poss | How Ball Obtained | Drive Began | # Play | Yds Gain | Yds Pen | Net Yds | 1st Down | Last Scrm | How Given Up |
|----|-----------|-----------|-----------|-------------------|-------------|--------|----------|---------|---------|----------|-----------|--------------|
| 1 | 13:21 | 7:56 | 5:25 | Punt | TEN 16 | 10 | 99 | -15 | 84 | 5 | * CIN 2 | Touchdown |
| 2 | 4:44 | 0:51 | 3:53 | Kickoff | TEN 32 | 6 | 18 | 0 | 18 | 1 | 50 | Punt |
| 3 | 13:57 | 8:05 | 5:52 | Punt | TEN 1 | 11 | 84 | -15 | 69 | 3 | CIN 30 | Missed FG |
| 4 | 6:39 | 5:08 | 1:31 | Fumble | CIN 27 | 5 | 18 | 9 | 27 | 3 | * CIN 1 | Touchdown |
| 5 | 1:56 | 1:46 | 0:10 | Fumble | TEN 13 | 1 | 0 | 0 | 0 | 0 | TEN 13 | Interception |
| 6 | 1:42 | 0:00 | 1:42 | Kickoff | TEN 20 | 10 | 48 | 5 | 53 | 3 | CIN 27 | Field Goal |
| 7 | 15:00 | 13:55 | 1:05 | Kickoff | TEN 25 | 3 | 2 | 0 | 2 | 0 | TEN 27 | Punt |
| 8 | 13:03 | 11:05 | 1:58 | Punt | TEN 19 | 3 | 14 | -5 | 9 | 0 | TEN 28 | Punt |
| 9 | 9:38 | 6:08 | 3:30 | Punt | TEN 23 | 7 | 7 | 5 | 12 | 2 | TEN 35 | Punt |
| 10 | 4:32 | 13:19 | 6:13 | Punt | TEN 35 | 10 | 69 | -5 | 64 | 3 | CIN 20 | Fumble |
| 11 | 11:46 | 8:30 | 3:16 | Punt | TEN 29 | 5 | -8 | 5 | -3 | 1 | TEN 26 | Punt |
| 12 | 6:51 | 5:44 | 1:07 | Punt | TEN 26 | 3 | -3 | 0 | -3 | 0 | TEN 23 | Punt |
| 13 | 5:03 | 0:36 | 4:27 | Kickoff | TEN 27 | 12 | 68 | 5 | 73 | 6 | * CIN 7 | Touchdown |

(339) Average TEN 26

* inside opponent's 20

Time of Possession by Quarter

| | 1st | 2nd | 3rd | 4th | OT | Total |
|----------------------------|------|------|-------|-------|----|-------|
| Visitor Cincinnati Bengals | 5:42 | 5:45 | 3:55 | 4:29 | | 19:51 |
| Home Tennessee Titans | 9:18 | 9:15 | 11:05 | 10:31 | | 40:09 |

Kickoff Drive No.-Start Average

Bengals: 4 - CIN 25

Titans: 4 - TEN 26

Cincinnati Bengals vs Tennessee Titans
11/12/2017 at Nissan Stadium

Final Defensive Statistics

| Cincinnati Bengals | | Regular Defensive Plays | | | | | | | | | | Special Teams | | | | | Misc | | | |
|--------------------|-----------|-------------------------|-----------|----------|-----------|----------|----------|----------|----------|----------|----------|---------------|----------|----------|----------|----------|----------|----------|----------|----------|
| | TKL | AST | COMB | SK | / YDS | TFL | Q | IN | PD | FF | FR | TKL | AST | FF | FR | BL | TKL | AST | FF | FR |
| N.Vigil | 3 | 5 | 8 | 0 | 0 | 0 | 0 | 0 | 1 | 0 | 0 | 0 | 0 | 0 | 0 | 0 | 0 | 0 | 0 | 0 |
| J.Shaw | 7 | 0 | 7 | 0 | 0 | 0 | 0 | 0 | 0 | 0 | 0 | 0 | 0 | 0 | 0 | 0 | 0 | 0 | 0 | 0 |
| G.Iloka | 3 | 4 | 7 | 0 | 0 | 0 | 0 | 0 | 1 | 0 | 0 | 0 | 0 | 0 | 0 | 0 | 0 | 0 | 0 | 0 |
| D.Kirkpatrick | 5 | 1 | 6 | 0 | 0 | 0 | 0 | 0 | 0 | 1 | 0 | 0 | 0 | 0 | 0 | 0 | 0 | 0 | 0 | 0 |
| C.Fejedele | 4 | 2 | 6 | 0 | 0 | 0 | 0 | 0 | 1 | 0 | 0 | 0 | 0 | 0 | 0 | 0 | 0 | 0 | 0 | 0 |
| V.Rey | 4 | 2 | 6 | 0 | 0 | 0 | 0 | 0 | 0 | 0 | 0 | 0 | 0 | 0 | 0 | 0 | 0 | 0 | 0 | 0 |
| C.Dunlap | 5 | 0 | 5 | 0 | 0 | 0 | 2 | 0 | 0 | 0 | 0 | 0 | 0 | 0 | 0 | 0 | 0 | 0 | 0 | 0 |
| A.Billings | 3 | 1 | 4 | 0 | 0 | 1 | 0 | 0 | 0 | 0 | 0 | 0 | 0 | 0 | 0 | 0 | 0 | 0 | 0 | 0 |
| D.Dennard | 3 | 0 | 3 | 0 | 0 | 0 | 0 | 1 | 1 | 0 | 0 | 1 | 0 | 0 | 0 | 0 | 0 | 0 | 0 | 0 |
| A.Jones | 2 | 1 | 3 | 0 | 0 | 0 | 0 | 0 | 0 | 0 | 0 | 0 | 0 | 0 | 0 | 0 | 0 | 0 | 0 | 0 |
| V.Burfict | 1 | 2 | 3 | 0 | 0 | 0 | 0 | 0 | 0 | 0 | 0 | 0 | 0 | 0 | 0 | 0 | 0 | 0 | 0 | 0 |
| G.Atkins | 2 | 0 | 2 | 1 | 9 | 1 | 1 | 0 | 0 | 0 | 0 | 0 | 0 | 0 | 0 | 0 | 0 | 0 | 0 | 0 |
| C.Smith | 2 | 0 | 2 | 1 | 11 | 2 | 1 | 0 | 0 | 0 | 0 | 0 | 0 | 0 | 0 | 0 | 0 | 0 | 0 | 0 |
| W.Jackson | 2 | 0 | 2 | 1 | 7 | 1 | 1 | 0 | 0 | 0 | 0 | 0 | 0 | 0 | 0 | 0 | 0 | 0 | 0 | 0 |
| M.Johnson | 1 | 1 | 2 | 0 | 0 | 0 | 0 | 0 | 0 | 0 | 0 | 0 | 0 | 0 | 0 | 0 | 0 | 0 | 0 | 0 |
| C.Lawson | 1 | 0 | 1 | 1 | 1 | 1 | 3 | 0 | 0 | 0 | 0 | 0 | 0 | 0 | 0 | 0 | 0 | 0 | 0 | 0 |
| J.Evans | 1 | 0 | 1 | 0 | 0 | 0 | 0 | 0 | 0 | 0 | 0 | 1 | 0 | 0 | 0 | 0 | 0 | 0 | 0 | 0 |
| J.Willis | 1 | 0 | 1 | 0 | 0 | 0 | 0 | 0 | 0 | 0 | 0 | 0 | 0 | 0 | 0 | 0 | 0 | 0 | 0 | 0 |
| R.Glasgow | 0 | 1 | 1 | 0 | 0 | 0 | 0 | 0 | 0 | 0 | 0 | 0 | 0 | 0 | 0 | 0 | 0 | 0 | 0 | 0 |
| C.Core | 0 | 0 | 0 | 0 | 0 | 0 | 0 | 0 | 0 | 0 | 0 | 2 | 0 | 0 | 0 | 0 | 0 | 0 | 0 | 0 |
| C.Carter | 0 | 0 | 0 | 0 | 0 | 0 | 0 | 0 | 0 | 0 | 0 | 1 | 0 | 0 | 0 | 0 | 0 | 0 | 0 | 0 |
| C.Harris | 0 | 0 | 0 | 0 | 0 | 0 | 0 | 0 | 0 | 0 | 0 | 1 | 0 | 0 | 0 | 0 | 0 | 0 | 0 | 0 |
| C.Ogbuehi | 0 | 0 | 0 | 0 | 0 | 0 | 0 | 0 | 0 | 0 | 0 | 0 | 0 | 0 | 0 | 0 | 1 | 0 | 0 | 0 |
| A.Dalton | 0 | 0 | 0 | 0 | 0 | 0 | 0 | 0 | 0 | 0 | 0 | 0 | 0 | 0 | 0 | 0 | 1 | 0 | 0 | 0 |
| Total | 50 | 20 | 70 | 4 | 28 | 6 | 8 | 1 | 4 | 1 | 0 | 6 | 0 | 0 | 0 | 0 | 2 | 0 | 0 | 0 |

TKL = Tackle AST = Assist COMB = Combined QH=QB Hit IN = Interception PD = Pass Defense FF = Forced Fumble FR = Fumble Recovery

| Tennessee Titans | | Regular Defensive Plays | | | | | | | | | | Special Teams | | | | | Misc | | | |
|------------------|-----------|-------------------------|-----------|----------|-----------|----------|----------|----------|----------|----------|----------|---------------|----------|----------|----------|----------|----------|----------|----------|----------|
| | TKL | AST | COMB | SK | / YDS | TFL | QH | IN | PD | FF | FR | TKL | AST | FF | FR | BL | TKL | AST | FF | FR |
| W.Woodyard | 3 | 4 | 7 | 0 | 0 | 0 | 0 | 0 | 1 | 0 | 0 | 2 | 0 | 0 | 0 | 0 | 0 | 0 | 0 | 0 |
| K.Byard | 4 | 2 | 6 | 0 | 0 | 1 | 0 | 0 | 2 | 0 | 0 | 0 | 0 | 0 | 0 | 0 | 0 | 0 | 0 | 0 |
| J.Brown | 4 | 0 | 4 | 0 | 0 | 0 | 0 | 0 | 0 | 0 | 0 | 0 | 0 | 0 | 0 | 0 | 0 | 0 | 0 | 0 |
| L.Ryan | 3 | 1 | 4 | 0 | 0 | 0 | 0 | 0 | 1 | 0 | 0 | 0 | 0 | 0 | 0 | 0 | 0 | 0 | 0 | 0 |
| J.Cyprien | 3 | 1 | 4 | 0 | 0 | 0 | 0 | 0 | 0 | 0 | 0 | 0 | 0 | 0 | 0 | 0 | 0 | 0 | 0 | 0 |
| A.Jackson | 2 | 0 | 2 | 0 | 0 | 1 | 0 | 0 | 2 | 0 | 0 | 0 | 0 | 0 | 0 | 0 | 0 | 0 | 0 | 0 |
| L.Sims | 2 | 0 | 2 | 0 | 0 | 0 | 0 | 0 | 0 | 0 | 0 | 0 | 0 | 0 | 0 | 0 | 0 | 0 | 0 | 0 |
| E.Walden | 1 | 1 | 2 | 0 | 0 | 0 | 0 | 0 | 0 | 0 | 0 | 0 | 0 | 0 | 0 | 0 | 0 | 0 | 0 | 0 |
| B.Orakpo | 1 | 0 | 1 | 1 | 10 | 0 | 1 | 0 | 0 | 1 | 0 | 0 | 0 | 0 | 0 | 0 | 0 | 0 | 0 | 0 |
| J.Casey | 1 | 0 | 1 | 0 | 0 | 0 | 1 | 0 | 0 | 0 | 0 | 0 | 0 | 0 | 0 | 0 | 0 | 0 | 0 | 0 |
| S.Williams | 1 | 0 | 1 | 0 | 0 | 1 | 0 | 0 | 0 | 0 | 0 | 0 | 0 | 0 | 0 | 0 | 0 | 0 | 0 | 0 |
| A.Johnson | 0 | 1 | 1 | 0 | 0 | 0 | 0 | 0 | 0 | 0 | 0 | 0 | 0 | 0 | 0 | 0 | 0 | 0 | 0 | 0 |
| B.McCain | 0 | 0 | 0 | 0 | 0 | 0 | 0 | 0 | 1 | 0 | 0 | 0 | 0 | 0 | 0 | 0 | 0 | 0 | 0 | 0 |
| D.Morgan | 0 | 0 | 0 | 0 | 0 | 0 | 0 | 0 | 0 | 0 | 2 | 0 | 0 | 0 | 0 | 0 | 0 | 0 | 0 | 0 |
| E.Weems | 0 | 0 | 0 | 0 | 0 | 0 | 0 | 0 | 0 | 0 | 0 | 2 | 0 | 0 | 0 | 0 | 0 | 0 | 0 | 0 |
| D.Bates | 0 | 0 | 0 | 0 | 0 | 0 | 0 | 0 | 0 | 0 | 0 | 1 | 0 | 0 | 0 | 0 | 0 | 0 | 0 | 0 |
| M.Mariota | 0 | 0 | 0 | 0 | 0 | 0 | 0 | 0 | 0 | 0 | 0 | 0 | 0 | 0 | 0 | 0 | 1 | 0 | 0 | 0 |
| Total | 25 | 10 | 35 | 1 | 10 | 3 | 2 | 0 | 7 | 1 | 2 | 5 | 0 | 0 | 0 | 0 | 1 | 0 | 0 | 0 |

Play By Play

First Quarter

11/12/2017

TEN wins the coin toss and elects to defer. CIN elects to Receive, and TEN elects to defend the south goal.

R.Succop kicks 65 yards from TEN 35 to end zone, Touchback.

Cincinnati Bengals at 15:00

- 1-10-CIN 25 (15:00) (Shotgun) A.Dalton pass short left to B.LaFell to CIN 26 for 1 yard (L.Sims).
- 2-9-CIN 26 (14:20) (Shotgun) A.Dalton pass short right to J.Malone to CIN 32 for 6 yards (A.Jackson).
- 3-3-CIN 32 (13:35) (Shotgun) A.Dalton pass incomplete short right to T.Kroft.
- 4-3-CIN 32 (13:32) (Punt formation) PENALTY on CIN-C.Fejedelem, False Start, 5 yards, enforced at CIN 32 - No Play.
- 4-8-CIN 27 (13:32) (Punt formation) K.Huber punts 57 yards to TEN 16, Center-C.Harris, out of bounds.

Tennessee Titans at 13:21

- 1-10-TEN 16 (13:21) (Shotgun) M.Mariota pass short right to R.Matthews ran ob at TEN 24 for 8 yards.
- 2-2-TEN 24 (12:43) (Shotgun) D.Murray up the middle to TEN 27 for 3 yards (A.Billings; N.Vigil). R1
- 1-10-TEN 27 (12:00) D.Murray right guard to TEN 29 for 2 yards (N.Vigil; V.Burfict).
- 2-8-TEN 29 (11:21) (Shotgun) M.Mariota left end ran ob at CIN 43 for 28 yards. R2
- 1-10-CIN 43 (10:46) D.Henry right guard to CIN 42 for 1 yard (G.Atkins).
PENALTY on TEN-T.Lewan, Unnecessary Roughness, 15 yards, enforced at CIN 42.
- 2-24-TEN 43 (10:22) (Shotgun) M.Mariota pass short middle to T.Taylor to CIN 37 for 20 yards (G.Iloka).
- 3-4-CIN 37 (9:37) (Shotgun) M.Mariota pass short left to D.Walker pushed ob at CIN 31 for 6 yards (J.Shaw). P3
- 1-10-CIN 31 (9:04) (Shotgun) M.Mariota pass short left to R.Matthews to CIN 11 for 20 yards (J.Shaw). P4
Penalty on CIN-A.Jones, Illegal Use of Hands, declined.
- 1-10-CIN 11 (8:38) D.Murray left end pushed ob at CIN 2 for 9 yards (C.Fejedelem).
- 2-1-CIN 2 (8:00) D.Murray right guard for 2 yards, TOUCHDOWN. R5
R.Succop extra point is GOOD, Center-B.Brinkley, Holder-B.Kern.

CIN 0 TEN 7, 10 plays, 84 yards, 5:25 drive, 7:04 elapsed

R.Succop kicks 65 yards from TEN 35 to end zone, Touchback.

Cincinnati Bengals at 7:56

- 1-10-CIN 25 (7:56) J.Mixon right tackle to CIN 28 for 3 yards (W.Woodyard; K.Byard).
- 2-7-CIN 28 (7:19) A.Erickson right end to CIN 36 for 8 yards (W.Woodyard).
PENALTY on CIN-A.Smith, Illegal Block Above the Waist, 10 yards, enforced at CIN 35.
- 2-10-CIN 25 (6:51) A.Dalton pass incomplete short right to B.LaFell.
- 3-10-CIN 25 (6:47) (Shotgun) A.Dalton pass short right to B.LaFell to CIN 36 for 11 yards (J.Cyprien). P1
- 1-10-CIN 36 (6:09) (Shotgun) A.Dalton pass short right to A.Green to CIN 45 for 9 yards (W.Woodyard; J.Cyprien).
- 2-1-CIN 45 (5:36) (Shotgun) J.Mixon right tackle to TEN 47 for 8 yards (J.Cyprien). R2
- 1-10-TEN 47 (4:59) A.Dalton pass incomplete short middle to J.Mixon.
- 2-10-TEN 47 (4:54) (Shotgun) A.Dalton pass incomplete short left to A.Green.
PENALTY on TEN-L.Ryan, Defensive Pass Interference, 10 yards, enforced at TEN 47 - No Play. X3
- 1-10-TEN 37 (4:50) A.Dalton pass deep middle to B.LaFell for 37 yards, TOUCHDOWN. P4
R.Bullock extra point is No Good, Wide Left, Center-C.Harris, Holder-K.Huber.

CIN 6 TEN 7, 8 plays, 75 yards, 1 penalty, 3:12 drive, 10:16 elapsed

R.Bullock kicks 65 yards from CIN 35 to TEN 0. A.Jackson to TEN 32 for 32 yards (C.Core).

Tennessee Titans at 4:44, (1st play from scrimmage 4:38)

- 1-10-TEN 32 (4:38) D.Murray right tackle to TEN 35 for 3 yards (D.Kirkpatrick; G.Iloka).
- 2-7-TEN 35 (3:59) D.Murray up the middle to TEN 36 for 1 yard (G.Iloka).
- 3-6-TEN 36 (3:20) (Shotgun) M.Mariota pass short middle to T.Taylor to 50 for 14 yards (G.Iloka). P6
- 1-10-50 (2:35) M.Mariota sacked at TEN 41 for -9 yards (G.Atkins).
- 2-19-TEN 41 (1:51) M.Mariota pass short left to C.Davis to 50 for 9 yards (J.Shaw).
- 3-10-50 (1:07) (Shotgun) M.Mariota pass incomplete deep left to D.Walker.
- 4-10-50 (1:01) (Punt formation) B.Kern punts 50 yards to end zone, Center-B.Brinkley, Touchback.

Cincinnati Bengals at 0:51

- 1-10-CIN 20 (:51) A.Dalton pass short left to A.Green to CIN 31 for 11 yards (L.Ryan). P5
- 1-10-CIN 31 (:19) (Shotgun) J.Mixon up the middle to CIN 28 for -3 yards (K.Byard).

Cincinnati Bengals vs Tennessee Titans at Nissan Stadium

END OF QUARTER

| | Score | Time Poss | First Downs | | | | Efficiencies | |
|--------------------|-------|--------------|-------------|---|---|---|--------------|--------|
| | | | R | P | X | T | 3 Down | 4 Down |
| Cincinnati Bengals | 6 | 5:42 | 1 | 3 | 1 | 5 | 1/2 | 0/0 |
| Tennessee Titans | 7 | 9:18 | 3 | 3 | 0 | 6 | 2/3 | 0/0 |

Second Quarter

11/12/2017

Play By Play

Cincinnati Bengals continued.

- 2-13-CIN 28 (15:00) (Shotgun) G.Bernard left tackle to CIN 36 for 8 yards (E.Walden; W.Woodyard).
- 3-5-CIN 36 (14:15) (Shotgun) A.Dalton pass incomplete deep right to J.Ross.
- 4-5-CIN 36 (14:09) (Punt formation) K.Huber punts 63 yards to TEN 1, Center-C.Harris, downed by CIN-C.Core.

Tennessee Titans at 13:57

- 1-10-TEN 1 (13:57) J.Fowler up the middle to TEN 2 for 1 yard (V.Rey; R.Glasgow).
- 2-9-TEN 2 (13:19) D.Henry left guard to TEN 5 for 3 yards (V.Rey).
- 3-6-TEN 5 (12:36) (Shotgun) M.Mariota pass short right to C.Davis pushed ob at TEN 20 for 15 yards (D.Kirkpatrick). P7
- Timeout #1 by CIN at 12:05.
- 1-10-TEN 20 (12:05) (Shotgun) D.Henry left end pushed ob at TEN 26 for 6 yards (J.Shaw).
- 2-4-TEN 26 (11:34) (Shotgun) A.Jackson left end to TEN 46 for 20 yards (V.Burfict). R8
- 1-10-TEN 46 (10:47) M.Mariota pass short left to R.Matthews to TEN 48 for 2 yards (M.Johnson).
- 2-8-TEN 48 (10:06) D.Henry left tackle to CIN 29 for 23 yards (A.Jones; N.Vigil). R9
- 1-10-CIN 29 (9:23) (Shotgun) M.Mariota pass incomplete deep right to R.Matthews.
- 2-10-CIN 29 (9:18) D.Henry right tackle to CIN 23 for 6 yards (C.Fejedelem; V.Rey).
- PENALTY on TEN-D.Murray, Unnecessary Roughness, 15 yards, enforced at CIN 23.
- 3-19-CIN 38 (8:58) (Shotgun) M.Mariota pass short right to D.Murray to CIN 30 for 8 yards (N.Vigil; V.Burfict).
- 4-11-CIN 30 (8:11) (Field Goal formation) R.Succop 48 yard field goal is No Good, Wide Right, Center-B.Brinkley, Holder-B.Kern.

Cincinnati Bengals at 8:05

- 1-10-CIN 38 (8:05) J.Mixon right tackle to CIN 34 for -4 yards (S.Williams).
- 2-14-CIN 34 (7:26) (Shotgun) A.Dalton pass short left to J.Mixon to CIN 37 for 3 yards (W.Woodyard).
- 3-11-CIN 37 (6:45) (Shotgun) A.Dalton sacked at CIN 27 for -10 yards (B.Orakpo). FUMBLES (B.Orakpo) [B.Orakpo], RECOVERED by TEN-D.Morgan at CIN 27. D.Morgan to CIN 27 for no gain (C.Ogbuehi).

Tennessee Titans at 6:39

- 1-10-CIN 27 (6:39) D.Murray right tackle to CIN 22 for 5 yards (D.Kirkpatrick).
- 2-5-CIN 22 (6:03) D.Murray left end pushed ob at CIN 18 for 4 yards (C.Fejedelem).
- PENALTY on CIN-V.Burfict, Unnecessary Roughness, 9 yards, enforced at CIN 18. X10
- 1-9-CIN 9 (5:41) M.Mariota pass incomplete short right to J.Smith.
- 2-9-CIN 9 (5:35) (Shotgun) M.Mariota left end pushed ob at CIN 1 for 8 yards (A.Jones).
- PENALTY on CIN-V.Burfict, Disqualification, 0 yards, enforced at CIN 1. X11
- CIN #55 Was ejected because he made contact with an official.
- 1-1-CIN 1 (5:12) D.Murray up the middle for 1 yard, TOUCHDOWN. R12
- R.Succop extra point is GOOD, Center-B.Brinkley, Holder-B.Kern.

| |
|--|
| CIN 6 TEN 14, 5 plays, 27 yards, 2 penalties, 1:31 drive, 9:52 elapsed |
|--|

R.Succop kicks 67 yards from TEN 35 to CIN -2. A.Erickson to CIN 24 for 26 yards (E.Weems).

Cincinnati Bengals at 5:08, (1st play from scrimmage 5:02)

- 1-10-CIN 24 (5:02) A.Dalton pass short left to A.Green to CIN 36 for 12 yards (L.Ryan). P6
- 1-10-CIN 36 (4:21) (Shotgun) A.Dalton pass short left to T.Kroft to CIN 40 for 4 yards (L.Ryan).
- 2-6-CIN 40 (3:47) (Shotgun) A.Dalton pass short middle to B.LaFell to TEN 35 for 25 yards (J.Cyprien). P7
- 1-10-TEN 35 (3:02) J.Mixon up the middle to TEN 22 for 13 yards (K.Byard). R8
- 1-10-TEN 22 (2:28) (Shotgun) A.Dalton pass short middle to B.LaFell to TEN 9 for 13 yards (K.Byard). P9

Two-Minute Warning

- 1-9-TEN 9 (2:00) A.Dalton FUMBLES (Aborted) at TEN 10, RECOVERED by TEN-D.Morgan at TEN 13. D.Morgan to TEN 13 for no gain (A.Dalton).

Tennessee Titans at 1:56

- 1-10-TEN 13 (1:56) (Shotgun) M.Mariota pass short left intended for C.Davis INTERCEPTED by D.Dennard at TEN 23. D.Dennard to TEN 3 for 20 yards (M.Mariota).
- Penalty on TEN, Illegal Formation, declined.

Cincinnati Bengals at 1:46

- 1-3-TEN 3 (1:46) J.Mixon up the middle for 3 yards, TOUCHDOWN. R10
- R.Bullock extra point is GOOD, Center-C.Harris, Holder-K.Huber.

| |
|--|
| CIN 13 TEN 14, 1 plays, 3 yards, 0:04 drive, 13:18 elapsed |
|--|

R.Bullock kicks 65 yards from CIN 35 to TEN 0. A.Jackson to TEN 20 for 20 yards (C.Carter).

Cincinnati Bengals vs Tennessee Titans at Nissan Stadium

Tennessee Titans at 1:42, (1st play from scrimmage 1:37)

| | | |
|--------------------|---|-----|
| 1-10-TEN 20 | (1:37) (Shotgun) M.Mariota pass short middle to D.Murray to TEN 26 for 6 yards (C.Dunlap). | |
| 2-4-TEN 26 | (1:18) (No Huddle, Shotgun) M.Mariota pass short right to D.Walker pushed ob at TEN 29 for 3 yards (N.Vigil). | |
| 3-1-TEN 29 | (1:13) (Shotgun) D.Murray up the middle to TEN 32 for 3 yards (J.Shaw). | R13 |
| | Timeout #1 by TEN at 01:08. | |
| <u>1-10-TEN 32</u> | (1:08) (Shotgun) M.Mariota pass short right to D.Murray to TEN 41 for 9 yards (C.Dunlap). | |
| 2-1-TEN 41 | (:46) (No Huddle, Shotgun) M.Mariota pass short right to D.Walker to CIN 49 for 10 yards (J.Shaw). | P14 |
| <u>1-10-CIN 49</u> | (:26) (No Huddle, Shotgun) M.Mariota pass incomplete short left to C.Davis. | |
| 2-10-CIN 49 | (:21) (Shotgun) M.Mariota pass incomplete deep left to C.Davis. | |
| | PENALTY on CIN-C.Lawson, Defensive Offside, 5 yards, enforced at CIN 49 - No Play. | |
| 2-5-CIN 44 | (:16) (Shotgun) M.Mariota pass incomplete short left to C.Davis. | |
| 3-5-CIN 44 | (:12) (Shotgun) M.Mariota pass short left to R.Matthews to CIN 36 for 8 yards (A.Jones). | P15 |
| | Timeout #2 by TEN at 00:05. | |
| | Timeout #2 by CIN at 00:05. | |
| <u>1-10-CIN 36</u> | (:05) (Shotgun) M.Mariota pass short middle to E.Decker to CIN 27 for 9 yards (D.Dennard). | |
| | Timeout #3 by TEN at 00:02. | |
| 2-1-CIN 27 | (:02) (Field Goal formation) R.Succop 44 yard field goal is GOOD, Center-B.Brinkley, Holder-B.Kern. | |

CIN 13 TEN 17, 10 plays, 53 yards, 1 penalty, 1:42 drive, 15:00 elapsed

END OF QUARTER

| | Score | Time Poss | First Downs | | | | Efficiencies | |
|--------------------|-------|-----------|-------------|---|---|---|--------------|--------|
| | | | R | P | X | T | 3 Down | 4 Down |
| Cincinnati Bengals | 13 | 5:45 | 2 | 3 | 0 | 5 | 0/2 | 0/0 |
| Tennessee Titans | 17 | 9:15 | 4 | 3 | 2 | 9 | 3/4 | 0/0 |

11/12/2017 at Nissan Stadium

| | PERIOD SCORES | | TIME OF POSSESSION |
|---------|---------------|---------|--------------------|
| Bengals | 6 7 = 13 | Bengals | 11:27 |
| Titans | 7 10 = 17 | Titans | 18:33 |

| Scoring Plays | | | | | |
|---------------|-----|------|---|---------|------|
| Team | Qtr | Time | Play Description (Extra Point) (Drive Info) | Visitor | Home |
| Titans | 1 | 7:56 | D.Murray 2 yd. run (R.Succop kick) (10-84, 5:25) | 0 | 7 |
| Bengals | 1 | 4:44 | B.LaFell 37 yd. pass from A.Dalton (kick failed, wl) (8-75, 3:12) | 6 | 7 |
| Titans | 2 | 5:08 | D.Murray 1 yd. run (R.Succop kick) (5-27, 1:31) | 6 | 14 |
| Bengals | 2 | 1:42 | J.Mixon 3 yd. run (R.Bullock kick) (1-3, 0:04) | 13 | 14 |
| Titans | 2 | 0:00 | R.Succop 44 yd. Field Goal (10-53, 1:42) | 13 | 17 |

| Cincinnati Bengals | | | | | | | | | | Tennessee Titans | | | | | | | | | | | | | |
|--------------------|--|-----|-----|-----|-------|----|----|----|-------|------------------|-----------|----------------|-----|-----|-------|-----|------|----|------|--|--|--|--|
| RUSHING | | ATT | YDS | AVG | LG | TD | | | | | RUSHING | | ATT | YDS | AVG | LG | TD | | | | | | |
| J.Mixon | | 6 | 20 | 3.3 | 13 | 1 | | | | | D.Henry | | 5 | 39 | 7.8 | 23 | 0 | | | | | | |
| G.Bernard | | 1 | 8 | 8.0 | 8 | 0 | | | | | M.Mariota | | 2 | 36 | 18.0 | 28 | 0 | | | | | | |
| A.Erickson | | 1 | 7 | 7.0 | 7 | 0 | | | | | D.Murray | | 10 | 33 | 3.3 | 9 | 2 | | | | | | |
| A.Dalton | | 1 | 0 | 0.0 | 0 | 0 | | | | | A.Jackson | | 1 | 20 | 20.0 | 20 | 0 | | | | | | |
| | | | | | | | | | | | J.Fowler | | 1 | 1 | 1.0 | 1 | 0 | | | | | | |
| Total | | 9 | 35 | 3.9 | 13 | 1 | | | | | Total | | 19 | 129 | 6.8 | 28 | 2 | | | | | | |
| PASSING | | ATT | CMP | YDS | SK/YD | TD | LG | IN | RT | PASSING | | ATT | CMP | YDS | SK/YD | TD | LG | IN | RT | | | | |
| A.Dalton | | 15 | 11 | 132 | 1/10 | 1 | 37 | 0 | 122.1 | M.Mariota | | 21 | 15 | 147 | 1/9 | 0 | 20 | 1 | 70.9 | | | | |
| Total | | 15 | 11 | 132 | 1/10 | 1 | 37 | 0 | 122.1 | Total | | 21 | 15 | 147 | 1/9 | 0 | 20 | 1 | 70.9 | | | | |
| PASS RECEIVING | | TAR | REC | YDS | AVG | LG | TD | | | | | PASS RECEIVING | | TAR | REC | YDS | AVG | LG | TD | | | | |
| B.LaFell | | 6 | 5 | 87 | 17.4 | 37 | 1 | | | | | R.Matthews | | 5 | 4 | 38 | 9.5 | 20 | 0 | | | | |
| A.Green | | 3 | 3 | 32 | 10.7 | 12 | 0 | | | | | D.Murray | | 3 | 3 | 23 | 7.7 | 9 | 0 | | | | |
| J.Malone | | 1 | 1 | 6 | 6.0 | 6 | 0 | | | | | D.Walker | | 4 | 3 | 19 | 6.3 | 10 | 0 | | | | |
| T.Kroft | | 2 | 1 | 4 | 4.0 | 4 | 0 | | | | | T.Taylor | | 2 | 2 | 34 | 17.0 | 20 | 0 | | | | |
| J.Mixon | | 2 | 1 | 3 | 3.0 | 3 | 0 | | | | | C.Davis | | 5 | 2 | 24 | 12.0 | 15 | 0 | | | | |
| J.Ross | | 1 | 0 | 0 | 0.0 | 0 | 0 | | | | | E.Decker | | 1 | 1 | 9 | 9.0 | 9 | 0 | | | | |
| | | | | | | | | | | | | J.Smith | | 1 | 0 | 0 | 0.0 | 0 | 0 | | | | |
| Total | | 15 | 11 | 132 | 12.0 | 37 | 1 | | | | | Total | | 21 | 15 | 147 | 9.8 | 20 | 0 | | | | |

[illegible]

11/12/2017 at Nissan Stadium[illegible]

Third Quarter

11/12/2017

Play By Play

TEN elects to Receive, and CIN elects to defend the South goal.

R.Bullock kicks 65 yards from CIN 35 to end zone, Touchback.

Tennessee Titans at 15:00

- 1-10-TEN 25 (15:00) D.Murray left tackle to TEN 27 for 2 yards (J.Evans).
- 2-8-TEN 27 (14:19) M.Mariota pass incomplete deep left to C.Davis.
- 3-8-TEN 27 (14:15) (Shotgun) M.Mariota pass incomplete short right to T.Taylor.
- 4-8-TEN 27 (14:08) (Punt formation) B.Kern punts 42 yards to CIN 31, Center-B.Brinkley. A.Jones pushed ob at TEN 46 for 23 yards (W.Woodyard).

Cincinnati Bengals at 13:55

- 1-10-TEN 46 (13:55) (Shotgun) A.Dalton pass incomplete short left to J.Mixon.
PENALTY on CIN-T.Hopkins, Clipping, 15 yards, enforced at TEN 46.
- 2-25-CIN 39 (13:50) (Shotgun) A.Dalton pass incomplete short middle to T.Kroft (W.Woodyard).
- 3-25-CIN 39 (13:45) (Shotgun) A.Dalton pass short right to G.Bernard to CIN 40 for 1 yard (L.Ryan; W.Woodyard).
- 4-24-CIN 40 (13:12) (Punt formation) K.Huber punts 41 yards to TEN 19, Center-C.Harris, fair catch by A.Jackson.

Tennessee Titans at 13:03

- 1-10-TEN 19 (13:03) M.Mariota pass incomplete deep right to C.Davis.
- 2-10-TEN 19 (12:56) (Shotgun) M.Mariota right end to TEN 17 for -2 yards (C.Smith).
- 3-12-TEN 17 (12:13) (Shotgun) PENALTY on TEN-D.Walker, False Start, 5 yards, enforced at TEN 17 - No Play.
- 3-17-TEN 12 (11:55) (Shotgun) M.Mariota pass short middle to D.Walker to TEN 28 for 16 yards (G.Iloka; N.Vigil).
- 4-1-TEN 28 (11:17) (Punt formation) B.Kern punts 57 yards to CIN 15, Center-B.Brinkley. A.Jones to CIN 26 for 11 yards (D.Bates).

Cincinnati Bengals at 11:05

- 1-10-CIN 26 (11:05) (Shotgun) J.Mixon right tackle to CIN 30 for 4 yards (W.Woodyard).
- 2-6-CIN 30 (10:31) (Shotgun) G.Bernard right end to CIN 32 for 2 yards (J.Casey).
- 3-4-CIN 32 (9:50) (Shotgun) A.Dalton pass incomplete short middle to B.LaFell (B.McCain).
- 4-4-CIN 32 (9:46) (Punt formation) K.Huber punts 45 yards to TEN 23, Center-C.Harris, fair catch by A.Jackson.

Tennessee Titans at 9:38

- 1-10-TEN 23 (9:38) D.Murray left tackle to TEN 25 for 2 yards (J.Willis).
- 2-8-TEN 25 (9:03) (Shotgun) A.Jackson left end pushed ob at TEN 38 for 13 yards (C.Fejedelem). CIN-A.Jones was injured during the play. His return is Questionable. R16
- 1-10-TEN 38 (8:39) D.Henry left tackle to TEN 38 for no gain (A.Billings).
- 2-10-TEN 38 (8:01) (Shotgun) M.Mariota pass incomplete short left to J.Smith.
- 3-10-TEN 38 (7:53) (Shotgun) M.Mariota pass incomplete deep left to C.Davis [C.Lawson].
PENALTY on CIN-W.Jackson, Defensive Holding, 5 yards, enforced at TEN 38 - No Play. X17
- 1-10-TEN 43 (7:46) M.Mariota sacked at TEN 36 for -7 yards (W.Jackson).
- 2-17-TEN 36 (7:03) M.Mariota sacked at TEN 35 for -1 yards (C.Lawson).
- 3-18-TEN 35 (6:25) (Shotgun) M.Mariota pass incomplete short middle to D.Henry.
- 4-18-TEN 35 (6:19) (Punt formation) B.Kern punts 50 yards to CIN 15, Center-B.Brinkley. A.Erickson pushed ob at CIN 30 for 15 yards (E.Weems).
PENALTY on CIN-B.Wilson, Offensive Holding, 10 yards, enforced at CIN 20.

Cincinnati Bengals at 6:08

- 1-10-CIN 10 (6:08) (Shotgun) A.Dalton pass short left to A.Green to CIN 23 for 13 yards (L.Sims). P11
- 1-10-CIN 23 (5:32) A.Erickson left end pushed ob at CIN 22 for -1 yards (A.Jackson).
- 2-11-CIN 22 (4:55) (Shotgun) A.Dalton pass incomplete short right to B.LaFell (A.Jackson).
- 3-11-CIN 22 (4:51) (Shotgun) A.Dalton pass incomplete short left to A.Green (L.Ryan).
- 4-11-CIN 22 (4:45) (Punt formation) K.Huber punts 52 yards to TEN 26, Center-C.Harris. A.Jackson to TEN 35 for 9 yards (J.Evans).

Tennessee Titans at 4:32

- 1-10-TEN 35 (4:32) D.Murray left guard to TEN 37 for 2 yards (M.Johnson; G.Iloka).
- 2-8-TEN 37 (3:51) (Shotgun) M.Mariota pass short right to C.Davis to TEN 42 for 5 yards (D.Kirkpatrick).
- 3-3-TEN 42 (3:08) (Shotgun) M.Mariota scrambles up the middle to CIN 49 for 9 yards (J.Shaw). R18
- 1-10-CIN 49 (2:25) T.Taylor left end to CIN 45 for 4 yards (W.Jackson).
- 2-6-CIN 45 (1:42) M.Mariota pass short right to J.Smith to CIN 33 for 12 yards (C.Fejedelem). P19
- 1-10-CIN 33 (1:00) (Shotgun) D.Murray right tackle to CIN 27 for 6 yards (G.Atkins).
PENALTY on TEN-J.Kline, Offensive Holding, 10 yards, enforced at CIN 33 - No Play.

Cincinnati Bengals vs Tennessee Titans at Nissan Stadium

| | | | | | | | | |
|--------------------|--|-----------|-------------|---|---|---|--------------|--------|
| 1-20-CIN 43 | (:38) M.Mariota pass short right to R.Matthews to CIN 31 for 12 yards (D.Kirkpatrick). | | | | | | | |
| END OF QUARTER | | Time Poss | First Downs | | | | Efficiencies | |
| | Score | | R | P | X | T | 3 Down | 4 Down |
| Cincinnati Bengals | 13 | 3:55 | 0 | 1 | 0 | 1 | 0/3 | 0/0 |
| Tennessee Titans | 17 | 11:05 | 2 | 1 | 1 | 4 | 1/4 | 0/0 |

Fourth Quarter

11/12/2017

Play By Play

Tennessee Titans continued.

| | | |
|--------------------|--|-----|
| 2-8-CIN 31 | (15:00) M.Mariota pass incomplete deep right to J.Smith (C.Fejedelem). | |
| 3-8-CIN 31 | (14:53) (Shotgun) M.Mariota pass incomplete short left to D.Walker. | |
| | PENALTY on CIN-J.Shaw, Defensive Holding, 5 yards, enforced at CIN 31 - No Play. | X20 |
| <u>1-10-CIN 26</u> | (14:49) (Shotgun) M.Mariota scrambles up the middle to CIN 23 for 3 yards (N.Vigil). | |
| 2-7-CIN 23 | (14:09) (Shotgun) D.Murray left guard to CIN 20 for 3 yards (C.Dunlap). | |
| 3-4-CIN 20 | (13:28) (Shotgun) M.Mariota pass short middle to C.Davis for 20 yards, TOUCHDOWN. The Replay Official reviewed the runner broke the plane ruling, and the play was REVERSED. (Shotgun) M.Mariota pass short middle to C.Davis to CIN 1 for 19 yards (D.Kirkpatrick). FUMBLES (D.Kirkpatrick), ball out of bounds in End Zone, Touchback. | |

Cincinnati Bengals at 13:19

| | | |
|--------------------|---|-----|
| 1-10-CIN 20 | (13:19) J.Mixon left tackle to CIN 32 for 12 yards (K.Byard). | R12 |
| <u>1-10-CIN 32</u> | (12:47) (Shotgun) J.Mixon left tackle to CIN 33 for 1 yard (E.Walden). | |
| 2-9-CIN 33 | (12:08) (Shotgun) A.Dalton pass incomplete short left to T.Kroft (K.Byard). | |
| 3-9-CIN 33 | (12:02) (Shotgun) A.Dalton pass incomplete short left to B.LaFell (A.Jackson). | |
| 4-9-CIN 33 | (11:57) (Punt formation) K.Huber punts 43 yards to TEN 24, Center-C.Harris. A.Jackson to TEN 29 for 5 yards (C.Harris). | |

Tennessee Titans at 11:46

| | | |
|--------------------|---|-----|
| 1-10-TEN 29 | (11:46) (Shotgun) M.Mariota pass incomplete short left to D.Henry. | |
| 2-10-TEN 29 | (11:40) (Shotgun) D.Henry right guard to TEN 29 for no gain (A.Billings). CIN-A.Billings was injured during the play. His return is Questionable. | |
| 3-10-TEN 29 | (11:05) (Shotgun) M.Mariota pass short middle to D.Murray to TEN 34 for 5 yards (C.Dunlap; V.Rey). | |
| | PENALTY on CIN-J.Shaw, Illegal Contact, 5 yards, enforced at TEN 29 - No Play. | X21 |
| <u>1-10-TEN 34</u> | (10:38) D.Henry left end to TEN 35 for 1 yard (D.Dennard). | |
| 2-9-TEN 35 | (9:58) (Shotgun) D.Henry right end to TEN 37 for 2 yards (C.Dunlap). | |
| 3-7-TEN 37 | (9:14) (Shotgun) M.Mariota sacked at TEN 26 for -11 yards (C.Smith). | |
| 4-18-TEN 26 | (8:38) (Punt formation) B.Kern punts 74 yards to end zone, Center-B.Brinkley, Touchback. | |

Cincinnati Bengals at 8:30

| | | |
|-------------|--|--|
| 1-10-CIN 20 | (8:30) A.Dalton pass incomplete deep right to A.Green. | |
| 2-10-CIN 20 | (8:21) (Shotgun) A.Dalton pass short right to A.Erickson to CIN 24 for 4 yards (J.Brown). | |
| 3-6-CIN 24 | (7:37) (Shotgun) A.Dalton pass short middle to G.Bernard to CIN 27 for 3 yards (J.Brown). | |
| 4-3-CIN 27 | (7:03) (Punt formation) K.Huber punts 50 yards to TEN 23, Center-C.Harris. A.Jackson to TEN 26 for 3 yards (C.Core). | |

Tennessee Titans at 6:51

| | | |
|-------------|--|--|
| 1-10-TEN 26 | (6:51) M.Mariota pass incomplete deep left to D.Walker. | |
| 2-10-TEN 26 | (6:45) (Shotgun) A.Jackson left tackle to TEN 23 for -3 yards (A.Billings). | |
| 3-13-TEN 23 | (6:05) (Shotgun) M.Mariota pass incomplete short left to C.Davis [C.Dunlap]. | |
| 4-13-TEN 23 | (5:59) (Punt formation) B.Kern punts 66 yards to CIN 11, Center-B.Brinkley. A.Erickson to CIN 18 for 7 yards (W.Woodyard). | |

Cincinnati Bengals at 5:44

| | | |
|--------------------|--|-----|
| 1-10-CIN 18 | (5:44) (Shotgun) A.Dalton pass short right to G.Bernard to CIN 30 for 12 yards (K.Byard; A.Johnson). | P13 |
| <u>1-10-CIN 30</u> | (5:14) (No Huddle, Shotgun) A.Dalton pass short middle to A.Green for 70 yards, TOUCHDOWN. | P14 |
| | R.Bullock extra point is GOOD, Center-C.Harris, Holder-K.Huber. | |

| |
|--|
| CIN 20 TEN 17, 2 plays, 82 yards, 0:41 drive, 9:57 elapsed |
|--|

R.Bullock kicks 57 yards from CIN 35 to TEN 8. A.Jackson pushed ob at TEN 27 for 19 yards (D.Dennard).

Tennessee Titans at 5:03, (1st play from scrimmage 4:57)

| | | |
|--------------------|---|-----|
| 1-10-TEN 27 | (4:57) (Shotgun) M.Mariota pass short left to J.Smith to TEN 35 for 8 yards (V.Rey). | |
| 2-2-TEN 35 | (4:19) D.Henry right tackle to TEN 40 for 5 yards (V.Rey). | R22 |
| <u>1-10-TEN 40</u> | (3:38) M.Mariota pass incomplete short right to D.Henry [C.Dunlap]. | |
| 2-10-TEN 40 | (3:32) M.Mariota pass short middle to E.Decker to 50 for 10 yards (N.Vigil). | P23 |
| | Timeout #1 by CIN at 02:58. | |
| <u>1-10-50</u> | (2:58) (Shotgun) M.Mariota pass deep middle to D.Walker to CIN 30 for 20 yards (D.Dennard). | P24 |
| <u>1-10-CIN 30</u> | (2:21) D.Henry left guard to CIN 25 for 5 yards (V.Rey). | |

Two-Minute Warning

| | | |
|------------|---|--|
| 2-5-CIN 25 | (2:00) (Shotgun) M.Mariota pass incomplete deep middle to R.Matthews (G.Iloka). | |
| | Timeout #1 by TEN at 01:55. | |

Cincinnati Bengals vs Tennessee Titans at Nissan Stadium

| | | |
|--------------------|---|-----|
| 3-5-CIN 25 | (1:55) (Shotgun) M.Mariota pass incomplete deep right to E.Decker. PENALTY on CIN-J.Shaw, Defensive Holding, 5 yards, enforced at CIN 25 - No Play. | X25 |
| <u>1-10-CIN 20</u> | (1:48) (Shotgun) M.Mariota pass short left to D.Walker to CIN 12 for 8 yards (C.Fejedelem; G.Iloka). | |
| 2-2-CIN 12 | (1:11) (Shotgun) M.Mariota scrambles left end to CIN 7 for 5 yards (C.Dunlap). Timeout #2 by TEN at 00:50. | R26 |
| <u>1-7-CIN 7</u> | (:50) (Shotgun) M.Mariota pass incomplete short middle to D.Walker (N.Vigil). TEN-D.Walker was injured during the play. His return is Questionable. Timeout #3 by TEN at 00:46. TEN charged a TO because of the injury on the previous play. | |
| 2-7-CIN 7 | (:46) (Shotgun) M.Mariota pass incomplete short middle to E.Decker [C.Lawson]. | |
| 3-7-CIN 7 | (:42) (Shotgun) M.Mariota pass short left to D.Murray for 7 yards, TOUCHDOWN [C.Lawson]. R.Succop extra point is GOOD, Center-B.Brinkley, Holder-B.Kern. | P27 |

CIN 20 TEN 24, 12 plays, 73 yards, 1 penalty, 4:27 drive, 14:24 elapsed

R.Succop kicks 65 yards from TEN 35 to end zone, Touchback.

Cincinnati Bengals at 0:36

| | | |
|--------------------|--|-----|
| 1-10-CIN 25 | (:36) (Shotgun) A.Dalton pass incomplete deep right to T.Kroft. | |
| 2-10-CIN 25 | (:32) (Shotgun) A.Dalton pass incomplete short left [J.Casey]. PENALTY on CIN-A.Dalton, Intentional Grounding, 10 yards, enforced at CIN 25. Timeout #2 by CIN at 00:25. | |
| 3-20-CIN 15 | (:25) (Shotgun) A.Dalton pass short left to G.Bernard to CIN 22 for 7 yards (J.Brown). Timeout #3 by CIN at 00:15. | |
| 4-13-CIN 22 | (:15) (Shotgun) A.Dalton pass short left to G.Bernard pushed ob at CIN 37 for 15 yards (J.Brown). The Replay Official reviewed the runner was in bounds ruling, and the play was Upheld. The ruling on the field was confirmed. | P15 |
| <u>1-10-CIN 37</u> | (:07) (Shotgun) A.Dalton pass short left to B.LaFell to CIN 45 for 8 yards. | |
| 2-2-CIN 45 | (:03) (Shotgun) A.Dalton pass incomplete deep right to T.Kroft (K.Byard). | |

END OF QUARTER

| | Score | Time Poss | First Downs | | | | Efficiencies | |
|--------------------|-------|-----------|-------------|---|---|---|--------------|--------|
| | | | R | P | X | T | 3 Down | 4 Down |
| Cincinnati Bengals | 20 | 4:29 | 1 | 3 | 0 | 4 | 0/3 | 1/1 |
| Tennessee Titans | 24 | 10:31 | 2 | 3 | 3 | 8 | 1/4 | 0/0 |

Miscellaneous Statistics Report

Cincinnati Bengals vs Tennessee Titans

11/12/2017 at Nissan Stadium

Ten Longest Plays for Cincinnati Bengals

| Yards | Qtr | Play Start | Play Description |
|-------|-----|-------------|--|
| 70 | 4 | 1-10-CIN 30 | (5:14) (No Huddle, Shotgun) A.Dalton pass short middle to A.Green for 70 yards, TOUCHDOWN. |
| 37 | 1 | 1-10-TEN 37 | (4:50) A.Dalton pass deep middle to B.LaFell for 37 yards, TOUCHDOWN. |
| 25 | 2 | 2-6-CIN 40 | (3:47) (Shotgun) A.Dalton pass short middle to B.LaFell to TEN 35 for 25 yards (J.Cyprien). |
| 15 | 4 | 4-13-CIN 22 | (:15) (Shotgun) A.Dalton pass short left to G.Bernard pushed ob at CIN 37 for 15 yards (J.Brown). The Replay Official reviewed the runner was in bounds ruling, and the play was Upheld. The ruling on the field was confirmed. |
| 13 | 2 | 1-10-TEN 35 | (3:02) J.Mixon up the middle to TEN 22 for 13 yards (K.Byard). |
| 13 | 2 | 1-10-TEN 22 | (2:28) (Shotgun) A.Dalton pass short middle to B.LaFell to TEN 9 for 13 yards (K.Byard). |
| 13 | 3 | 1-10-CIN 10 | (6:08) (Shotgun) A.Dalton pass short left to A.Green to CIN 23 for 13 yards (L.Sims). |
| 12 | 2 | 1-10-CIN 24 | (5:02) A.Dalton pass short left to A.Green to CIN 36 for 12 yards (L.Ryan). |
| 12 | 4 | 1-10-CIN 20 | (13:19) J.Mixon left tackle to CIN 32 for 12 yards (K.Byard). |
| 12 | 4 | 1-10-CIN 18 | (5:44) (Shotgun) A.Dalton pass short right to G.Bernard to CIN 30 for 12 yards (K.Byard; A.Johnson). |

Ten Longest Plays for Tennessee Titans

| Yards | Qtr | Play Start | Play Description |
|-------|-----|-------------|---|
| 28 | 1 | 2-8-TEN 29 | (11:21) (Shotgun) M.Mariota left end ran ob at CIN 43 for 28 yards. |
| 23 | 2 | 2-8-TEN 48 | (10:06) D.Henry left tackle to CIN 29 for 23 yards (A.Jones; N.Vigil). |
| 20 | 1 | 2-24-TEN 43 | (10:22) (Shotgun) M.Mariota pass short middle to T.Taylor to CIN 37 for 20 yards (G.Iloka). |
| 20 | 1 | 1-10-CIN 31 | (9:04) (Shotgun) M.Mariota pass short left to R.Matthews to CIN 11 for 20 yards (J.Shaw). |
| 20 | 2 | 2-4-TEN 26 | (11:34) (Shotgun) A.Jackson left end to TEN 46 for 20 yards (V.Burfict). |
| 20 | 4 | 1-10-50 | (2:58) (Shotgun) M.Mariota pass deep middle to D.Walker to CIN 30 for 20 yards (D.Dennard). |
| 16 | 3 | 3-17-TEN 12 | (11:55) (Shotgun) M.Mariota pass short middle to D.Walker to TEN 28 for 16 yards (G.Iloka; N.Vigil). |
| 15 | 2 | 3-6-TEN 5 | (12:36) (Shotgun) M.Mariota pass short right to C.Davis pushed ob at TEN 20 for 15 yards (D.Kirkpatrick). |
| 14 | 1 | 3-6-TEN 36 | (3:20) (Shotgun) M.Mariota pass short middle to T.Taylor to 50 for 14 yards (G.Iloka). |
| 13 | 2 | 2-5-CIN 22 | (6:03) D.Murray left end pushed ob at CIN 18 for 4 yards (C.Fejedelem). |

Touchdown Scoring Information

| | | Offense | Defense | Special Teams |
|----------------|--------------------|---------|---------|---------------|
| VISITOR | Cincinnati Bengals | 3 | 0 | 0 |
| HOME | Tennessee Titans | 3 | 0 | 0 |

Player Scoring Information

| Club | Player | TD | Rush TD | Rec TD | KO TD | Punt TD | Int TD | Fum TD | Misc TD | FG | XP | 2Pt Rush | 2Pt Rec | Sfty | Points |
|------|-----------|----|---------|--------|-------|---------|--------|--------|---------|----|----|----------|---------|------|--------|
| CIN | J.Mixon | 0 | 1 | 0 | 0 | 0 | 0 | 0 | 0 | 0 | 0 | 0 | 0 | 0 | 6 |
| CIN | B.LaFell | 0 | 0 | 1 | 0 | 0 | 0 | 0 | 0 | 0 | 0 | 0 | 0 | 0 | 6 |
| CIN | A.Green | 0 | 0 | 1 | 0 | 0 | 0 | 0 | 0 | 0 | 0 | 0 | 0 | 0 | 6 |
| CIN | R.Bullock | 0 | 0 | 0 | 0 | 0 | 0 | 0 | 0 | 0 | 2 | 0 | 0 | 0 | 2 |
| TEN | D.Murray | 0 | 2 | 1 | 0 | 0 | 0 | 0 | 0 | 0 | 0 | 0 | 0 | 0 | 18 |
| TEN | R.Succop | 0 | 0 | 0 | 0 | 0 | 0 | 0 | 0 | 1 | 3 | 0 | 0 | 0 | 6 |

Possession Detail

| | First Half | | Second Half | | Game | |
|-----------------------------|------------|-------|-------------|-------|---------|-------|
| | Visitor | Home | Visitor | Home | Visitor | Home |
| Largest Lead | 0 | 8 | 3 | 4 | 3 | 8 |
| Drives Leading | 0 | 5 | 0 | 6 | 0 | 11 |
| Time of Possession Leading | 0:00 | 13:08 | 0:00 | 17:09 | 0:00 | 30:17 |
| Largest Deficit | -8 | 0 | -4 | -3 | -8 | -3 |
| Drives Trailing | 5 | 0 | 7 | 1 | 12 | 1 |
| Time of Possession Trailing | 9:48 | 0:00 | 8:24 | 4:27 | 18:12 | 4:27 |
| Times Score Tied Up | | 0 | | 0 | | 0 |
| Lead Changes | | 1 | | 2 | | 3 |

Playtime Percentage

Percent of playtime per player on offense, defense and special teams

| Cincinnati Bengals | | | | | | Tennessee Titans | | | | | |
|--------------------|----|---------|---------|---------------|-----|------------------|----|---------|---------|---------------|-----|
| | | Offense | Defense | Special Teams | | | | Offense | Defense | Special Teams | |
| A Smith | T | 51 100% | | 3 | 10% | B Jones | C | 90 100% | | 5 | 17% |
| T Kroft | TE | 51 100% | | 3 | 10% | B Schwenke | C | 90 100% | | 5 | 17% |
| T Hopkins | G | 51 100% | | 3 | 10% | J Kline | G | 90 100% | | 5 | 17% |
| C Boling | G | 51 100% | | 3 | 10% | T Lewan | T | 90 100% | | 5 | 17% |
| C Ogbuehi | T | 51 100% | | | | J Conklin | T | 90 100% | | 5 | 17% |
| R Bodine | C | 51 100% | | | | M Mariota | QB | 90 100% | | | |
| A Dalton | QB | 51 100% | | | | R Matthews | WR | 79 88% | | | |
| A Green | WR | 49 96% | | | | C Davis | WR | 78 87% | 2 4% | | |
| B LaFell | WR | 48 94% | | | | D Murray | RB | 67 74% | | | |
| J Mixon | RB | 31 61% | | | | D Walker | TE | 67 74% | | | |
| J Malone | WR | 30 59% | | | | J Smith | TE | 47 52% | | 8 | 28% |
| G Bernard | RB | 20 39% | | | | E Decker | WR | 33 37% | | | |
| C Uzomah | TE | 8 16% | | 8 | 28% | D Henry | RB | 28 31% | | | |
| A Erickson | WR | 7 14% | | 8 | 28% | P Supernaw | TE | 14 16% | | 23 | 79% |
| J Ross | WR | 6 12% | | | | T Taylor | WR | 14 16% | | 9 | 31% |
| R Hewitt | TE | 5 10% | | 14 | 48% | D Kelly | T | 10 11% | | 5 | 17% |
| N Vigil | LB | | 90 100% | 12 | 41% | A Jackson | CB | 7 8% | 49 96% | 14 | 48% |
| G Iloka | FS | | 90 100% | 9 | 31% | J Fowler | FB | 6 7% | | | |
| D Kirkpatrick | CB | | 88 98% | | | W Woodyard | LB | | 51 100% | 6 | 21% |
| C Dunlap | DE | | 76 84% | 5 | 17% | K Byard | FS | | 51 100% | 3 | 10% |
| V Rey | LB | | 73 81% | 19 | 66% | L Ryan | CB | | 51 100% | 3 | 10% |
| G Atkins | DT | | 69 77% | | | J Casey | DT | | 46 90% | 3 | 10% |
| D Dennard | CB | | 67 74% | 12 | 41% | J Cyprien | SS | | 43 84% | | |
| C Fejedelem | FS | | 56 62% | 26 | 90% | D Morgan | LB | | 42 82% | | |
| J Shaw | CB | | 55 61% | 7 | 24% | B Orakpo | LB | | 41 80% | | |
| M Johnson | DE | | 44 49% | 5 | 17% | D Jones | DE | | 28 55% | 8 | 28% |
| C Lawson | LB | | 43 48% | 12 | 41% | E Walden | LB | | 28 55% | 3 | 10% |
| A Billings | NT | | 36 40% | | | J Brown | LB | | 27 53% | 21 | 72% |
| W Jackson | CB | | 31 34% | 7 | 24% | B McCain | CB | | 22 43% | 11 | 38% |
| C Smith | DE | | 29 32% | 5 | 17% | A Williamson | LB | | 22 43% | | |
| V Burfict | LB | | 29 32% | | | L Sims | CB | | 18 35% | 16 | 55% |
| R Glasgow | DT | | 27 30% | 12 | 41% | K Klug | DT | | 12 24% | 6 | 21% |
| A Jones | CB | | 27 30% | 2 | 7% | D Searcy | SS | | 10 20% | 4 | 14% |
| J Willis | DE | | 21 23% | 10 | 34% | S Williams | NT | | 10 20% | 3 | 10% |
| J Tupou | DT | | 19 21% | | | A Johnson | NT | | 7 14% | 6 | 21% |
| J Evans | LB | | 18 20% | 21 | 72% | K Dodd | LB | | 1 2% | | |
| H Nickerson | LB | | 2 2% | 21 | 72% | D Bates | LB | | | 24 | 83% |
| C Carter | TE | | | 21 | 72% | B Trawick | FS | | | 24 | 83% |
| C Core | WR | | | 21 | 72% | D Fluellen | RB | | | 21 | 72% |
| B Wilson | S | | | 17 | 59% | T Smith | CB | | | 21 | 72% |
| C Harris | LS | | | 10 | 34% | E Weems | WR | | | 21 | 72% |
| K Huber | P | | | 10 | 34% | B Kern | P | | | 11 | 38% |
| R Bullock | K | | | 7 | 24% | B Brinkley | LS | | | 11 | 38% |
| T Johnson | C | | | 3 | 10% | R Succop | K | | | 9 | 31% |
| E Winston | G | | | 3 | 10% | | | | | | |

2017 TENNESSEE TITANS REGULAR SEASON STATISTICS

Won 6, Lost 3

| Date | W-L | Score | OT | Opponent | Attendance |
|-------|-----|-------|----|------------------|------------|
| 09/10 | L | 16-26 | | Oakland | 69,089 |
| 09/17 | W | 37-16 | | at Jacksonville | 61,709 |
| 09/24 | W | 33-27 | | Seattle | 69,127 |
| 10/01 | L | 14-57 | | at Houston | 71,804 |
| 10/08 | L | 10-16 | | at Miami | 65,135 |
| 10/16 | W | 36-22 | | Indianapolis | 63,888 |
| 10/22 | W | 12-9 | OT | at Cleveland | 59,061 |
| 11/05 | W | 23-20 | | Baltimore | 67,322 |
| 11/12 | W | 24-20 | | Cincinnati | 67,432 |
| 11/16 | | | | at Pittsburgh | |
| 11/26 | | | | at Indianapolis | |
| 12/03 | | | | Houston | |
| 12/10 | | | | at Arizona | |
| 12/17 | | | | at San Francisco | |
| 12/24 | | | | L.A. Rams | |
| 12/31 | | | | Jacksonville | |

| Statistic | Tenn. | Opp. |
|--------------------------|----------------|----------------|
| Total First Downs | 168 | 187 |
| Rushing | 54 | 43 |
| Passing | 92 | 132 |
| Penalty | 22 | 12 |
| 3rd Down: Made/Att | 42/118 | 38/114 |
| 3rd Down Pct. | 35.6 | 33.3 |
| 4th Down: Made/Att | 1/2 | 8/12 |
| 4th Down Pct. | 50.0 | 66.7 |
| Possession Avg. | 30:48 | 29:12 |
| Total Net Yards | 2958 | 2955 |
| Avg. Per Game | 328.7 | 328.3 |
| Total Plays | 564 | 584 |
| Avg. Per Play | 5.2 | 5.1 |
| Net Yards Rushing | 1123 | 827 |
| Avg. Per Game | 124.8 | 91.9 |
| Total Rushes | 254 | 230 |
| Net Yards Passing | 1835 | 2128 |
| Avg. Per Game | 203.9 | 236.4 |
| Sacked/Yards Lost | 20/110 | 14/94 |
| Gross Yards | 1945 | 2222 |
| Att./Completions | 290/179 | 340/206 |
| Completion Pct. | 61.7 | 60.6 |
| Had Intercepted | 8 | 9 |
| Punts/Average | 44/52.2 | 45/49.8 |
| Net Punting Avg. | 44/46.0 | 45/44.4 |
| Penalties/Yards | 51/503 | 69/544 |
| Fumbles/Ball Lost | 5/5 | 13/5 |
| Touchdowns | 20 | 24 |
| Rushing | 12 | 4 |
| Passing | 8 | 17 |
| Returns | 0 | 3 |

| Score By Periods | Q1 | Q2 | Q3 | Q4 | OT | PTS |
|------------------|----|----|----|----|----|-----|
| Team | 36 | 54 | 54 | 58 | 3 | 205 |
| Opponents | 46 | 52 | 26 | 89 | 0 | 213 |

| Scoring | TD | Rush | Rec | Ret | K-PAT | FG | S | PTS |
|------------------|-----------|-----------|-----------|----------|--------------|--------------|----------|------------|
| Succop | 0 | 0 | 0 | 0 | 19/20 | 22/25 | 0 | 85 |
| Murray | 5 | 4 | 1 | 0 | | | 0 | 30 |
| Henry | 3 | 3 | 0 | 0 | | | 0 | 18 |
| Mariota | 3 | 3 | 0 | 0 | | | 0 | 18 |
| Matthews | 2 | 0 | 2 | 0 | | | 0 | 12 |
| J. Smith | 2 | 0 | 2 | 0 | | | 0 | 12 |
| Decker | 1 | 0 | 1 | 0 | | | 0 | 6 |
| Fowler | 1 | 1 | 0 | 0 | | | 0 | 6 |
| Supernaw | 1 | 0 | 1 | 0 | | | 0 | 6 |
| Taylor | 1 | 0 | 1 | 0 | | | 0 | 6 |
| Walker | 1 | 1 | 0 | 0 | | | 0 | 6 |
| Team | 20 | 12 | 8 | 0 | 19/20 | 22/25 | 0 | 205 |
| Opponents | 24 | 4 | 17 | 3 | 18/22 | 17/17 | 0 | 213 |

2-Pt Conv: TM 0-0, OPP 0-2

Sacks: Morgan 5, Casey 3, Orakpo 2.5, Woodyard 2, Walden 1, Klug 0.5, TM 14, OPP 20 FUM/Lost: Cassel 2/2, Davis 1/1, Murray 1/1, Walker 1/1

| Passing | Att | Cmp | Yds | Cmp% | Yds/Att | TD | TD% | Int | Int% | Long | Sack/Lost | Rating |
|------------------|------------|------------|-------------|-------------|-------------|-----------|------------|----------|------------|------------|---------------|-------------|
| Mariota | 248 | 154 | 1783 | 62.1 | 7.19 | 7 | 2.8 | 6 | 2.4 | 55t | 12/80 | 83.1 |
| Cassel | 42 | 25 | 162 | 59.5 | 3.86 | 1 | 2.4 | 2 | 4.8 | 17 | 8/30 | 55.9 |
| Team | 290 | 179 | 1945 | 61.7 | 6.71 | 8 | 2.8 | 8 | 2.8 | 55t | 20/110 | 79.2 |
| Opponents | 340 | 206 | 2222 | 60.6 | 6.54 | 17 | 5.0 | 9 | 2.6 | 70t | 14/94 | 85.4 |

| Rushing | No. | Yds | Avg | Long | TD |
|------------------|------------|-------------|------------|------------|-----------|
| Murray | 109 | 433 | 4.0 | 75t | 4 |
| Henry | 94 | 409 | 4.4 | 72t | 3 |
| Mariota | 32 | 181 | 5.7 | 34t | 3 |
| Jackson | 4 | 50 | 12.5 | 20 | 0 |
| Taylor | 6 | 30 | 5.0 | 17 | 0 |
| Fluellen | 4 | 21 | 5.3 | 10 | 0 |
| Fowler | 2 | 4 | 2.0 | 3t | 1 |
| Walker | 2 | -2 | -1.0 | 1t | 1 |
| Matthews | 1 | -3 | -3.0 | -3 | 0 |
| Team | 254 | 1123 | 4.4 | 75t | 12 |
| Opponents | 230 | 827 | 3.6 | 22 | 4 |

| Receiving | No. | Yds | Avg | Long | TD |
|------------------|------------|-------------|-------------|------------|-----------|
| Walker | 43 | 458 | 10.7 | 25 | 0 |
| Matthews | 36 | 513 | 14.3 | 55t | 2 |
| Decker | 28 | 266 | 9.5 | 27 | 1 |
| Murray | 23 | 155 | 6.7 | 18 | 1 |
| Taylor | 13 | 208 | 16.0 | 53t | 1 |
| Davis | 13 | 149 | 11.5 | 23 | 0 |
| J. Smith | 13 | 127 | 9.8 | 32t | 2 |
| Henry | 6 | 45 | 7.5 | 14 | 0 |
| Supernaw | 3 | 19 | 6.3 | 11t | 1 |
| Weems | 1 | 5 | 5.0 | 5 | 0 |
| Team | 179 | 1945 | 10.9 | 55t | 8 |
| Opponents | 206 | 2222 | 10.8 | 70t | 17 |

| Interceptions | No. | Yds | Avg | Long | TD |
|------------------|----------|------------|-------------|------------|----------|
| Byard | 6 | 100 | 16.7 | 33 | 0 |
| T. Smith | 1 | 14 | 14.0 | 14 | 0 |
| Searcy | 1 | 8 | 8.0 | 8 | 0 |
| Riley | 1 | 2 | 2.0 | 2 | 0 |
| Team | 9 | 124 | 13.8 | 33 | 0 |
| Opponents | 8 | 115 | 14.4 | 26t | 2 |

| Punting | No. | Yds | Avg | Net | TB | In | Lg | B |
|------------------|-----------|-------------|-------------|-------------|----------|-----------|-----------|----------|
| Kern | 44 | 2296 | 52.2 | 46.0 | 5 | 16 | 74 | 0 |
| Team | 44 | 2296 | 52.2 | 46.0 | 5 | 16 | 74 | 0 |
| Opponents | 45 | 2242 | 49.8 | 44.4 | 2 | 13 | 64 | 0 |

| Punt Returns | Ret | FC | Yds | Avg | Long | TD |
|------------------|-----------|----------|------------|------------|-----------|----------|
| Jackson | 19 | 6 | 187 | 9.8 | 46 | 0 |
| Weems | 2 | 0 | 15 | 7.5 | 13 | 0 |
| Team | 21 | 6 | 202 | 9.6 | 46 | 0 |
| Opponents | 24 | 5 | 173 | 7.2 | 23 | 0 |

| Kickoff Returns | No. | Yds | Avg | Long | TD |
|------------------|-----------|------------|-------------|-----------|----------|
| Jackson | 13 | 275 | 21.2 | 48 | 0 |
| Weems | 2 | 18 | 9.0 | 18 | 0 |
| Decker | 1 | 22 | 22.0 | 22 | 0 |
| Team | 16 | 315 | 19.7 | 48 | 0 |
| Opponents | 16 | 450 | 28.1 | 60 | 0 |

| Field Goals | 1-19 | 20-29 | 30-39 | 40-49 | 50+ |
|------------------|------------|------------|------------|--------------|------------|
| Succop | 0/0 | 6/6 | 3/3 | 12/13 | 1/3 |
| Team | 0/0 | 6/6 | 3/3 | 12/13 | 1/3 |
| Opponents | 0/0 | 2/2 | 4/4 | 6/6 | 5/5 |

Succop: (23G,26G,52G,52N) (40G,41G,26G) (24G,37G,47G,35G) () (45G) (48G,32G,40G,48G,23G) (43G,23G,46G,53N,47G) (48G) (48N,44G) OPP: (20G,52G,52G,43G) (43G) () (50G,40G,33G) (41G) (36G,25G,52G) (31G,47G,54G) (30G,49G) ()

SLOPPY TITANS FALL 40-17 TO STEELERS

BY JIM WYATT
TITANS ONLINE
NOVEMBER 17, 2017

PITTSBURGH – The Titans didn't deliver in the spotlight.

Instead, their hopes of a statement win here at Heinz Field flickered out because of turnovers, mistakes and a defense that struggled to slow down Pittsburgh's playmakers.

The result was an ugly 40-17 loss to the Steelers.

"It's a disappointing loss obviously," Titans coach Mike Mularkey said. "We made too many mistakes against a good football team. Obviously it caught up to us there in the second half. ... The dam kind of broke in the second half because of all the mistakes."

The Titans saw their four-game winning streak snapped as they fell to 6-4. They're now a half-game behind the Jacksonville Jaguars in the AFC South.

Titans quarterback Marcus Mariota completed 22 of 32 passes for 306 yards in the contest. But he was intercepted four times, and sacked five times. Mariota blamed himself after the contest, but Mariota's teammates and Mularkey had his back. His targets could have done more, Mularkey said.

The Titans also hurt themselves with a dropped touchdown pass, a slow start, and an inability to get key stops on defense.

"If you throw four interceptions it is tough to win," Mariota said. "A lot of credit to Pittsburgh, they made a bunch of plays and got the best of us tonight."

"(The interceptions) are on me. When it comes down to it, I am the one that makes the decision to throw, and just bad decisions. I have to do a better job if it's not there to either tuck it away, or throw it out of bounds."

Things looked good at the start of the second half, as the Titans scored on the first play. A 75-yard touchdown pass from Mariota to receiver Rishard Matthews, who eluded two defenders after catching the ball deep downfield, cut Pittsburgh's lead to 16-14. It was the longest touchdown pass of Mariota's career.

But the Steelers answered back with a 10-play, 75-yard drive, which was capped off with a five-yard touchdown pass from quarterback Ben Roethlisberger to receiver Antonio Brown. It extended Pittsburgh's lead to 23-14 with 10:01 left in the third quarter.

And the Steelers kept coming, and they kept scoring.

"Give credit to them," linebacker Wesley Woodyard said. "They kicked our butts in the second half. ... Any time you give up 40 points it falls back on the defense. We just have to be a better second half team and learn from this."

The Titans had their moments. But the team lost momentum despite getting a 44-yard field goal from kicker Ryan Succop, which made it 23-17 with 5:44 left in the third quarter. That's because the usually sure-handed Delanie Walker dropped a would-be touchdown pass while standing in the end zone late in the drive.

"I have to catch that ball," Walker said. "That hurt the team, and I feel terrible about that."

After that, the Steelers put together two long drives to extend their lead. A one-yard touchdown pass from Roethlisberger to tight end Jesse James capped off a 12-play, 75-yard drive, and made it 30-17. The Steelers added another touchdown drive – and capped it off with a 10-yard touchdown catch by Brown – to take a 37-17 lead with 12:12 left in the contest.

Roethlisberger completed 30 of 45 passes for 299 yards and four touchdowns in the contest. The

Titans had a hard time defending Brown, who finished the game with 10 catches for 144 yards and three touchdowns.

Matthews finished the game with five catches for 113 yards and a touchdown for the Titans.

The Titans got off to a bad start on both sides of the football.

The Steelers scored a touchdown on their first possession on a 41-yard touchdown pass from Roethlisberger to Brown, which capped a six-play, 75-yard drive. When the Titans got the ball, Mariota sailed a ball over the head of Matthews, and the Steelers cashed it in for three points to take a 10-0 lead barely five minutes into the contest.

But the Titans fought back, as Mariota engineered an 11-play, 68-yard touchdown drive he capped off with a seven-yard run to cut the lead to 10-7. Mariota connected with Matthews on a pair of completions, and running back Derrick Henry produced a nice 13-yard run. Rookie Corey Davis also made a nice sideline grab. Mariota showed some speed and some spunk with his run, and head-first dive into the end zone.

After a nice drive, the Titans had a chance to tie the game on a 48-yard field goal by Succop, but it was blocked by Steelers linebacker T.J. Watt.

The Steelers got points just before halftime after cornerback Coty Sensabaugh intercepted Mariota and returned it to the Tennessee 20. Kicker Chris Boswell's second field goal of the night made it 13-7 with 1:37 left before halftime.

Another Boswell field goal, this one from 50 yards, made it 16-7 at the half. Then came an action-packed second half that saw the Steelers take control. With the win, the Steelers improved to 8-2.

The Titans return to action on November 26 against the Colts in Indianapolis.

“It’s a marathon, man,” cornerback Logan Ryan said. “I remember we lost two straight, and people thought the sky was falling. And then we won four straight. So it is a marathon. This was a tough game – someone had to win it and we didn’t.

“But we get a chance to rest up before a division game. We have to get ready to play and be ready to bounce back.”

#

National Football League Game Summary

NFL Copyright © 2017 by The National Football League. All rights reserved. This summary and play-by-play is for the express purpose of assisting media in their coverage of the game; any other use of this material is prohibited without the written permission of the National Football League. Updated: 12/2/2017

Date: Thursday, 11/16/2017

Tennessee Titans at Pittsburgh Steelers

Start Time: 8:26 PM EST

at Heinz Field, Pittsburgh

Game Day Weather

Game Weather: Cloudy

Temp: 40° F (4.4° C) Humidity: 67%, Wind: from W 11-17 mph

Played Outdoors on Turf: Grass

Outdoor Weather: Cloudy, Wind Chill: 32

Officials

Referee: Torbert, Ronald (62)

Umpire: King, Paul (121)

Down Judge: Thomas, Sarah (53)

Line Judge: Steinkerkner, Mark (84)

Field Judge: Santi, Aaron (50)

Side Judge: Edwards, Scott (3)

Back Judge: Yette, Greg (38)

Replay Official: Spyksma, Bill (0)

Lineups

| Tennessee Titans | | | | | | Pittsburgh Steelers | | | | | |
|------------------|----|------------|---------|----|--------------|---------------------|----|------------------|---------|----|--------------|
| Offense | | | Defense | | | Offense | | | Defense | | |
| WR | 18 | R.Matthews | DE | 90 | D.Jones | WR | 84 | A.Brown | LDE | 97 | C.Heyward |
| TE | 82 | D.Walker | DT | 99 | J.Casey | LT | 78 | A.Villanueva | DB | 31 | M.Hilton |
| LT | 77 | T.Lewan | OLB | 91 | D.Morgan | LG | 73 | R.Foster | RDE | 91 | S.Tuitt |
| LG | 67 | Q.Spain | ILB | 59 | W.Woodyard | C | 53 | M.Pouncey | LOLB | 48 | B.Dupree |
| C | 60 | B.Jones | ILB | 54 | A.Williamson | RG | 66 | D.DeCastro | LILB | 50 | R.Shazier |
| RG | 64 | J.Kline | OLB | 98 | B.Orakpo | RT | 77 | M.Gilbert | RILB | 98 | V.Williams |
| RT | 78 | J.Conklin | CB | 25 | A.Jackson | TE | 81 | J.James | ROLB | 90 | T.Watt |
| WR | 84 | C.Davis | SS | 37 | J.Cyprien | RB | 26 | L.Bell | LCB | 24 | C.Sensabaugh |
| QB | 8 | M.Mariota | FS | 31 | K.Byard | WR | 17 | E.Rogers | FS | 20 | R.Golden |
| WR | 13 | T.Taylor | CB | 26 | L.Ryan | QB | 7 | B.Roethlisberger | SS | 28 | S.Davis |
| RB | 29 | D.Murray | CB | 36 | L.Sims | WR | 19 | J.Smith-Schuster | RCB | 25 | A.Burns |

Substitutions

K 4 R.Succop, P 6 B.Kern, WR 14 E.Weems, S 21 D.Searcy, RB 22 D.Henry, CB 23 B.McCain, RB 32 D.Fluellen, CB 33 T.Smith, S 41 B.Trawick, FB 45 J.Fowler, LS 48 B.Brinkley, LB 50 N.Palmer, LB 53 D.Bates, LB 55 J.Brown, C/G 62 B.Schwenke, G/T 71 D.Kelly, TE 81 J.Smith, WR 87 E.Decker, TE 89 P.Supernaw, OLB 93 E.Walden, DL 94 A.Johnson, NT 96 S.Williams, DL 97 K.Klug

Substitutions

QB 3 L.Jones, P 4 J.Berry, K 9 C.Boswell, WR 10 M.Bryant, CB 22 W.Gay, S 27 J.Wilcox, CB 29 B.Allen, RB 30 J.Conner, RB 39 T.Watson, LB 44 T.Matakevich, FB 45 R.Nix, LB 54 L.Fort, LB 55 A.Moats, LB 56 A.Chickillo, LS 57 K.Canaday, C/G 67 B.Finney, C/G 74 C.Hubbard, DT 79 J.Hargrave, TE 85 X.Grimble, WR 88 D.Heyward-Bey, DT 93 D.McCullers, DE 94 T.Alualu, DE 96 L.Walton

Did Not Play

QB 16 M.Cassel

WR 11 J.Hunter

Not Active

QB 3 B.Weeden, WR 15 D.Jennings, CB 24 K.Reed, DB 35 C.Riley, G/C 61 C.Levin, OLB 92 K.Dodd, DE 95 D.King

Did Not Play

QB 5 J.Dobbs, CB 21 J.Haden, S 23 M.Mitchell, OT 65 J.Hawkins, OT 71 M.Feiler, TE 89 V.McDonald, LB 92 J.Harrison

Field Goals (made () & missed)

| | | | | | | | |
|----------|---------------------|----------|-----------|---|---------------------|----|-------|
| R.Succop | | 48B (44) | C.Boswell | | (41) (28) (50) (26) | | |
| | | | 1 | 2 | 3 | 4 | OT |
| VISITOR: | Tennessee Titans | | 7 | 0 | 10 | 0 | 0 |
| HOME: | Pittsburgh Steelers | | 10 | 6 | 7 | 17 | 0 |
| | | | | | | | Total |
| | | | | | | | 17 |
| | | | | | | | 40 |

Scoring Plays

| Team | Qtr | Time | Play Description (Extra Point) (Drive Info) | Visitor | Home |
|----------|-----|-------|---|---------|------|
| Steelers | 1 | 12:25 | A.Brown 41 yd. pass from B.Roethlisberger (C.Boswell kick) (6-75, 2:35) | 0 | 7 |
| Steelers | 1 | 9:41 | C.Boswell 41 yd. Field Goal (5-1, 1:46) | 0 | 10 |
| Titans | 1 | 3:05 | M.Mariota 7 yd. run (R.Succop kick) (11-68, 6:36) | 7 | 10 |
| Steelers | 2 | 1:37 | C.Boswell 28 yd. Field Goal (7-10, 1:34) | 7 | 13 |
| Steelers | 2 | 0:18 | C.Boswell 50 yd. Field Goal (7-35, 0:53) | 7 | 16 |
| Titans | 3 | 14:49 | R.Matthews 75 yd. pass from M.Mariota (R.Succop kick) (1-75, 0:11) | 14 | 16 |
| Steelers | 3 | 10:01 | A.Brown 5 yd. pass from B.Roethlisberger (C.Boswell kick) (10-75, 4:48) | 14 | 23 |
| Titans | 3 | 5:34 | R.Succop 44 yd. Field Goal (8-49, 4:27) | 17 | 23 |
| Steelers | 4 | 14:56 | J.James 1 yd. pass from B.Roethlisberger (C.Boswell kick) (12-75, 5:38) | 17 | 30 |
| Steelers | 4 | | A.Brown 10 yd. pass from B.Roethlisberger (C.Boswell kick) (3-51, 1:27) | 17 | 37 |
| Steelers | 4 | | C.Boswell 26 yd. Field Goal (10-44, 6:18) | 17 | 40 |

Paid Attendance: 60,703

Time: 3:17

Tennessee Titans vs Pittsburgh Steelers

11/16/2017 at Heinz Field

Final Team Statistics

| | Visitor Titans | Home Steelers |
|---|-------------------|------------------|
| TOTAL FIRST DOWNS | 17 | 25 |
| By Rushing | 5 | 3 |
| By Passing | 9 | 19 |
| By Penalty | 3 | 3 |
| THIRD DOWN EFFICIENCY | 5-13-38% | 4-12-33% |
| FOURTH DOWN EFFICIENCY | 1-2-50% | 0-1-0% |
| TOTAL NET YARDS | 316 | 349 |
| Total Offensive Plays (inc. times thrown passing) | 60 | 69 |
| Average gain per offensive play | 5.3 | 5.1 |
| NET YARDS RUSHING | 52 | 65 |
| Total Rushing Plays | 21 | 21 |
| Average gain per rushing play | 2.5 | 3.1 |
| Tackles for a loss-number and yards | 4-10 | 2-2 |
| NET YARDS PASSING | 264 | 284 |
| Times thrown - yards lost attempting to pass | 5-42 | 3-15 |
| Gross yards passing | 306 | 299 |
| PASS ATTEMPTS-COMPLETIONS-HAD INTERCEPTED | 34-22-4 | 45-30-0 |
| Avg gain per pass play (inc.# thrown passing) | 6.8 | 5.9 |
| KICKOFFS Number-In End Zone-Touchbacks | 4-3-3 | 9-8-4 |
| PUNTS Number and Average | 3-47.3 | 3-50.7 |
| Had Blocked | 0 | 0 |
| FGs - PATs Had Blocked | 1-0 | 0-0 |
| Net Punting Average | 39.7 | 47.3 |
| TOTAL RETURN YARDAGE (Not Including Kickoffs) | 10 | 121 |
| No. and Yards Punt Returns | 1-10 | 2-23 |
| No. and Yards Kickoff Returns | 5-103 | 1-21 |
| No. and Yards Interception Returns | 0-0 | 4-98 |
| PENALTIES Number and Yards | 9-65 | 7-61 |
| FUMBLES Number and Lost | 0-0 | 1-0 |
| TOUCHDOWNS | 2 | 4 |
| Rushing | 1 | 0 |
| Passing | 1 | 4 |
| EXTRA POINTS Made-Attempts | 2-2 | 4-4 |
| Kicking Made-Attempts | 2-2 | 4-4 |
| FIELD GOALS Made-Attempts | 1-2 | 4-4 |
| RED ZONE EFFICIENCY | 1-2-50% | 3-7-43% |
| GOAL TO GO EFFICIENCY | 1-1-100% | 2-3-67% |
| SAFETIES | 0 | 0 |
| FINAL SCORE | 17 | 40 |
| TIME OF POSSESSION | 28:20 | 31:40 |

Tennessee Titans vs Pittsburgh Steelers
11/16/2017 at Heinz Field

Final Individual Statistics

| Tennessee Titans | | | | | | | | | Pittsburgh Steelers | | | | | | | | |
|------------------|-----|-----|------|-------|----|------------------|------------------|---------|---------------------|------|------|------------------|-------|-----|------|----|-------|
| RUSHING | | | | | | RUSHING | | | | | | RUSHING | | | | | |
| | ATT | YDS | AVG | LG | TD | | ATT | YDS | AVG | LG | TD | | ATT | YDS | AVG | LG | TD |
| D.Henry | 7 | 32 | 4.6 | 16 | 0 | L.Bell | 12 | 46 | 3.8 | 7 | 0 | J.Bell | 12 | 46 | 3.8 | 7 | 0 |
| D.Murray | 8 | 10 | 1.3 | 5 | 0 | J.Conner | 5 | 12 | 2.4 | 5 | 0 | J.Conner | 5 | 12 | 2.4 | 5 | 0 |
| M.Mariota | 5 | 5 | 1.0 | 7 | 1 | B.Roethlisberger | 1 | 10 | 10.0 | 10 | 0 | B.Roethlisberger | 1 | 10 | 10.0 | 10 | 0 |
| A.Jackson | 1 | 5 | 5.0 | 5 | 0 | L.Jones | 3 | -3 | -1.0 | -1 | 0 | L.Jones | 3 | -3 | -1.0 | -1 | 0 |
| Total | 21 | 52 | 2.5 | 16 | 1 | Total | 21 | 65 | 3.1 | 10 | 0 | Total | 21 | 65 | 3.1 | 10 | 0 |
| PASSING | | | | | | | | | PASSING | | | | | | | | |
| | ATT | CMP | YDS | SK/YD | TD | LG | IN | RT | | ATT | CMP | YDS | SK/YD | TD | LG | IN | RT |
| M.Mariota | 33 | 22 | 306 | 5/42 | 1 | 75 | 4 | 66.8 | B.Roethlisberger | 45 | 30 | 299 | 3/15 | 4 | 41 | 0 | 115.0 |
| E.Decker | 1 | 0 | 0 | 0/0 | 0 | 0 | 0 | 39.6 | | | | | | | | | |
| Total | 34 | 22 | 306 | 5/42 | 1 | 75 | 4 | 63.7 | Total | 45 | 30 | 299 | 3/15 | 4 | 41 | 0 | 115.0 |
| PASS RECEIVING | | | | | | | | | PASS RECEIVING | | | | | | | | |
| | TAR | REC | YDS | AVG | LG | TD | | | | TAR | REC | YDS | AVG | LG | TD | | |
| D.Walker | 9 | 6 | 92 | 15.3 | 42 | 0 | A.Brown | 13 | 10 | 144 | 14.4 | 41 | 3 | | | | |
| R.Matthews | 6 | 5 | 113 | 22.6 | 75 | 1 | L.Bell | 11 | 9 | 57 | 6.3 | 14 | 0 | | | | |
| D.Murray | 6 | 5 | 37 | 7.4 | 13 | 0 | J.James | 8 | 5 | 21 | 4.2 | 11 | 1 | | | | |
| E.Decker | 3 | 3 | 37 | 12.3 | 24 | 0 | J.Smith-Schuster | 8 | 4 | 47 | 11.8 | 18 | 0 | | | | |
| C.Davis | 7 | 3 | 27 | 9.0 | 15 | 0 | M.Bryant | 4 | 2 | 30 | 15.0 | 20 | 0 | | | | |
| J.Smith | 1 | 0 | 0 | 0.0 | 0 | 0 | | | | | | | | | | | |
| T.Taylor | 1 | 0 | 0 | 0.0 | 0 | 0 | | | | | | | | | | | |
| Total | 33 | 22 | 306 | 13.9 | 75 | 1 | Total | 44 | 30 | 299 | 10.0 | 41 | 4 | | | | |
| INTERCEPTIONS | | | | | | | | | INTERCEPTIONS | | | | | | | | |
| | NO | YDS | AVG | LG | TD | | | | | NO | YDS | AVG | LG | TD | | | |
| | | | | | | S.Davis | 1 | 41 | 41.0 | 41 | 0 | | | | | | |
| | | | | | | C.Sensabaugh | 1 | 32 | 32.0 | 32 | 0 | | | | | | |
| | | | | | | M.Hilton | 1 | 26 | 26.0 | 26 | 0 | | | | | | |
| | | | | | | R.Golden | 1 | -1 | -1.0 | -1 | 0 | | | | | | |
| Total | 0 | 0 | 0 | 0 | 0 | Total | 4 | 98 | 24.5 | 41 | 0 | | | | | | |
| PUNTING | | | | | | | | | PUNTING | | | | | | | | |
| | NO | YDS | AVG | NET | TB | IN20 | LG | | | NO | YDS | AVG | NET | TB | IN20 | LG | |
| B.Kern | 3 | 142 | 47.3 | 39.7 | 0 | 0 | 54 | J.Berry | 3 | 152 | 50.7 | 47.3 | 0 | 1 | 59 | | |
| Total | 3 | 142 | 47.3 | 39.7 | 0 | 0 | 54 | Total | 3 | 152 | 50.7 | 47.3 | 0 | 1 | 59 | | |
| PUNT RETURNS | | | | | | | | | PUNT RETURNS | | | | | | | | |
| | NO | YDS | AVG | FC | LG | TD | | | NO | YDS | AVG | FC | LG | TD | | | |
| A.Jackson | 1 | 10 | 10.0 | 0 | 10 | 0 | A.Brown | 2 | 23 | 11.5 | 0 | 16 | 0 | | | | |
| [DOWNED] | 1 | 0 | 0.0 | 0 | 0 | 0 | [OUT OF BOUNDS] | 1 | 0 | 0.0 | 0 | 0 | 0 | | | | |
| [OUT OF BOUNDS] | 1 | 0 | 0.0 | 0 | 0 | 0 | | | | | | | | | | | |
| Total | 1 | 10 | 10.0 | 0 | 10 | 0 | Total | 2 | 23 | 11.5 | 0 | 16 | 0 | | | | |
| KICKOFF RETURNS | | | | | | | | | KICKOFF RETURNS | | | | | | | | |
| | NO | YDS | AVG | FC | LG | TD | | | NO | YDS | AVG | FC | LG | TD | | | |
| A.Jackson | 5 | 103 | 20.6 | 0 | 36 | 0 | T.Watson | 1 | 21 | 21.0 | 0 | 21 | 0 | | | | |
| [TOUCHBACK] | 4 | 0 | 0.0 | 0 | 0 | 0 | [TOUCHBACK] | 3 | 0 | 0.0 | 0 | 0 | 0 | | | | |
| Total | 5 | 103 | 20.6 | 0 | 36 | 0 | Total | 1 | 21 | 21.0 | 0 | 21 | 0 | | | | |

Tennessee Titans

| FUMBLES | FUM | LOST | OWN-REC | YDS | TD | FORCED | OPP-REC | YDS | TD | OUT-BDS |
|-----------|-----|------|---------|-----|----|--------|---------|-----|----|---------|
| A.Jackson | 0 | 0 | 0 | 0 | 0 | 1 | 0 | 0 | 0 | 0 |
| Total | 0 | 0 | 0 | 0 | 0 | 1 | 0 | 0 | 0 | 0 |

Pittsburgh Steelers

| FUMBLES | FUM | LOST | OWN-REC | YDS | TD | FORCED | OPP-REC | YDS | TD | OUT-BDS |
|----------|-----|------|---------|-----|----|--------|---------|-----|----|---------|
| A.Brown | 1 | 0 | 0 | 0 | 0 | 0 | 0 | 0 | 0 | 0 |
| M.Bryant | 0 | 0 | 1 | 0 | 0 | 0 | 0 | 0 | 0 | 0 |
| Total | 1 | 0 | 1 | 0 | 0 | 0 | 0 | 0 | 0 | 0 |

Play By Play

First Quarter

11/16/2017

PIT wins toss, elects to Receive, and TEN elects to defend the North goal.

R.Succop kicks 65 yards from TEN 35 to end zone, Touchback.

Pittsburgh Steelers at 15:00

| | | |
|--------------------|---|----|
| 1-10-PIT 25 | (15:00) (Shotgun) B.Roethlisberger pass short middle to A.Brown to PIT 37 for 12 yards (A.Jackson). | P1 |
| <u>1-10-PIT 37</u> | (14:23) (No Huddle, Shotgun) B.Roethlisberger pass short left to J.Smith-Schuster to PIT 48 for 11 yards (J.Cyprien). | P2 |
| <u>1-10-PIT 48</u> | (13:46) (No Huddle, Shotgun) B.Roethlisberger pass short left to A.Brown to TEN 45 for 7 yards (L.Sims). | |
| 2-3-TEN 45 | (13:15) (No Huddle, Shotgun) L.Bell up the middle to TEN 41 for 4 yards (J.Cyprien, L.Sims). | R3 |
| <u>1-10-TEN 41</u> | (12:39) (No Huddle, Shotgun) B.Roethlisberger pass incomplete deep right to J.Smith-Schuster (A.Jackson). | |
| 2-10-TEN 41 | (12:33) (No Huddle, Shotgun) B.Roethlisberger pass deep left to A.Brown for 41 yards, TOUCHDOWN. | P4 |
| | Penalty on TEN-D.Morgan, Defensive Offside, declined. | |
| | C.Boswell extra point is GOOD, Center-K.Canaday, Holder-J.Berry. | |

TEN 0 PIT 7, 6 plays, 75 yards, 2:35 drive, 2:35 elapsed

C.Boswell kicks 65 yards from PIT 35 to end zone, Touchback.

Tennessee Titans at 12:25

| | | |
|-------------|--|--|
| 1-10-TEN 25 | (12:25) (Shotgun) M.Mariota pass incomplete short left to D.Murray. Coverage 25-Burns. | |
| 2-10-TEN 25 | (12:20) D.Murray up the middle to TEN 27 for 2 yards (V.Williams, C.Sensabaugh). | |
| 3-8-TEN 27 | (11:37) (Shotgun) M.Mariota pass deep middle intended for R.Matthews INTERCEPTED by M.Hilton at 50. M.Hilton pushed ob at TEN 24 for 26 yards (J.Conklin). | |

Pittsburgh Steelers at 11:27

| | | |
|--------------------|---|----|
| 1-10-TEN 24 | (11:27) (Shotgun) B.Roethlisberger pass short left to A.Brown to TEN 13 for 11 yards (A.Jackson). | P5 |
| <u>1-10-TEN 13</u> | (10:42) (No Huddle, Shotgun) L.Bell right tackle to TEN 8 for 5 yards (A.Williamson; J.Casey). | |
| 2-5-TEN 8 | (10:04) (No Huddle, Shotgun) B.Roethlisberger pass incomplete short middle to J.James (K.Byard). | |
| 3-5-TEN 8 | (10:00) (Shotgun) B.Roethlisberger pass incomplete short right to L.Bell [D.Jones]. | |
| | PENALTY on PIT-M.Gilbert, Face Mask (15 Yards), 15 yards, enforced at TEN 8 - No Play. | |
| 3-20-TEN 23 | (9:52) (Shotgun) B.Roethlisberger pass incomplete deep left to J.James. Coverage 31-Cyprien. | |
| 4-20-TEN 23 | (9:45) (Field Goal formation) C.Boswell 41 yard field goal is GOOD, Center-K.Canaday, Holder-J.Berry. | |

TEN 0 PIT 10, 5 plays, 1 yards, 1:46 drive, 5:19 elapsed

C.Boswell kicks 69 yards from PIT 35 to TEN -4. A.Jackson to TEN 32 for 36 yards (C.Boswell).

Tennessee Titans at 9:41, (1st play from scrimmage 9:34)

| | | |
|--------------------|--|----|
| 1-10-TEN 32 | (9:34) D.Murray up the middle to TEN 36 for 4 yards (B.Dupree). | |
| 2-6-TEN 36 | (8:58) (Shotgun) A.Jackson right tackle to TEN 41 for 5 yards (C.Sensabaugh; R.Shazier). | |
| 3-1-TEN 41 | (8:10) (Shotgun) PENALTY on TEN-M.Mariota, Delay of Game, 5 yards, enforced at TEN 41 - No Play. | |
| 3-6-TEN 36 | (7:50) (Shotgun) M.Mariota pass short left to R.Matthews pushed ob at TEN 44 for 8 yards (A.Burns). | P1 |
| | Timeout #1 by TEN at 07:11. | |
| <u>1-10-TEN 44</u> | (7:11) D.Henry left end to PIT 43 for 13 yards (R.Golden). | R2 |
| <u>1-10-PIT 43</u> | (6:26) (Shotgun) M.Mariota pass deep middle to R.Matthews to PIT 25 for 18 yards (V.Williams, R.Golden) [C.Heyward]. | P3 |
| <u>1-10-PIT 25</u> | (5:48) D.Murray up the middle to PIT 23 for 2 yards (R.Golden, L.Walton). | |
| 2-8-PIT 23 | (5:13) D.Murray left guard to PIT 22 for 1 yard (V.Williams, T.Watt). | |
| 3-7-PIT 22 | (4:28) (Shotgun) M.Mariota pass short left to C.Davis pushed ob at PIT 7 for 15 yards (A.Burns). | P4 |
| <u>1-7-PIT 7</u> | (3:56) D.Henry up the middle to PIT 7 for no gain (R.Shazier). | |
| 2-7-PIT 7 | (3:16) D.Kelly reported in as eligible. E.Decker pass incomplete short left. Pressure by 56-Chickillo. | |
| 3-7-PIT 7 | (3:11) (Shotgun) M.Mariota scrambles right guard for 7 yards, TOUCHDOWN. | R5 |
| | The Replay Official reviewed the runner broke the plane ruling, and the play was Upheld. The ruling on the field stands. | |
| | R.Succop extra point is GOOD, Center-B.Brinkley, Holder-B.Kern. | |

TEN 7 PIT 10, 11 plays, 68 yards, 6:36 drive, 11:55 elapsed

R.Succop kicks 61 yards from TEN 35 to PIT 4. T.Watson to PIT 25 for 21 yards (D.Bates, E.Weems).

Pittsburgh Steelers at 3:05, (1st play from scrimmage 3:00)

| | | |
|-------------|--|--|
| 1-10-PIT 25 | (3:00) J.Conner right tackle to PIT 24 for -1 yards (J.Casey, A.Johnson). | |
| 2-11-PIT 24 | (2:17) C.Hubbard reported in as eligible. J.Conner up the middle to PIT 24 for no gain (B.Orakpo, J.Cyprien). | |
| 3-11-PIT 24 | (1:35) (Shotgun) B.Roethlisberger pass incomplete short right to J.Smith-Schuster. TEN-B.Orakpo was injured during the play. Coverage 26-Ryan. | |
| 4-11-PIT 24 | (1:30) (Punt formation) J.Berry punts 53 yards to TEN 23, Center-K.Canaday. A.Jackson to TEN 33 for 10 yards (M.Hilton, T.Watt). | |

Tennessee Titans vs Pittsburgh Steelers at Heinz Field

Tennessee Titans at 1:20

P6

1-10-TEN 33(1:20) (Shotgun) M.Mariota pass deep left to E.Decker to PIT 43 for 24 yards (M.Hilton) [V.Williams].

1-10-PIT 43(:41) (Shotgun) M.Mariota pass short right to E.Decker to PIT 39 for 4 yards (C.Sensabaugh, R.Shazier).

2-6-PIT 39(:03) (Shotgun) M.Mariota sacked at PIT 47 for -8 yards (C.Heyward).

Penalty on TEN-Q.Spain, Offensive Holding, declined.

| END OF QUARTER | Time | | First Downs | | | | Efficiencies | |
|---------------------|-------|------|-------------|---|---|---|--------------|--------|
| | Score | Poss | R | P | X | T | 3 Down | 4 Down |
| Tennessee Titans | 7 | 8:54 | 2 | 4 | 0 | 6 | 3/4 | 0/0 |
| Pittsburgh Steelers | 10 | 6:06 | 1 | 4 | 0 | 5 | 0/2 | 0/0 |

Play By Play**Second Quarter**

11/16/2017

Tennessee Titans continued.

- 3-14-PIT 47 (15:00) (Shotgun) PENALTY on PIT-C.Heyward, Defensive Offside, 5 yards, enforced at PIT 47 - No Play.
- 3-9-PIT 42 (15:00) (Shotgun) M.Mariota pass short left to D.Walker to PIT 34 for 8 yards (R.Shazier). Official measurement.
- 4-1-PIT 34 (14:33) (Run formation) M.Mariota up the middle to PIT 32 for 2 yards (J.Hargrave; S.Tuitt). R7
- 1-10-PIT 32 (13:59) D.Murray up the middle to PIT 34 for -2 yards (J.Hargrave, B.Dupree).
- 2-12-PIT 34 (13:13) M.Mariota pass short left to D.Murray to PIT 35 for -1 yards (C.Heyward; R.Shazier).
- 3-13-PIT 35 (12:28) (Shotgun) PENALTY on TEN-J.Conklin, False Start, 5 yards, enforced at PIT 35 - No Play.
- 3-18-PIT 40 (12:09) (Shotgun) M.Mariota pass short left to D.Murray pushed ob at PIT 30 for 10 yards (S.Davis).
- 4-8-PIT 30 (11:34) (Field Goal formation) R.Succop 48 yard field goal is BLOCKED (T.Watt), Center-B.Brinkley, Holder-B.Kern.

Pittsburgh Steelers at 11:23

- 1-10-PIT 38 (11:23) (Shotgun) B.Roethlisberger pass short right to L.Bell to PIT 37 for -1 yards (J.Brown).
- 2-11-PIT 37 (10:43) (No Huddle, Shotgun) B.Roethlisberger pass incomplete deep right to A.Brown. Coverage 25-Jackson, 31-Byard.
- 3-11-PIT 37 (10:38) (No Huddle, Shotgun) B.Roethlisberger sacked at PIT 31 for -6 yards (D.Morgan).
- 4-17-PIT 31 (10:08) (Punt formation) J.Berry punts 40 yards to TEN 29, Center-K.Canaday, out of bounds.

Tennessee Titans at 10:00

- 1-10-TEN 29 (10:00) D.Kelly reported in as eligible. M.Mariota pass incomplete short middle to J.Smith (T.Watt) [V.Williams].
- 2-10-TEN 29 (9:57) M.Mariota pass short left to D.Walker ran ob at TEN 37 for 8 yards.
- 3-2-TEN 37 (9:37) (Shotgun) M.Mariota sacked at TEN 31 for -6 yards (S.Tuitt).
- 4-8-TEN 31 (9:03) (Punt formation) B.Kern punts 46 yards to PIT 23, Center-B.Brinkley. A.Brown pushed ob at PIT 30 for 7 yards (T.Taylor).

Pittsburgh Steelers at 8:54

- 1-10-PIT 30 (8:54) (Shotgun) B.Roethlisberger pass short left to J.James to PIT 35 for 5 yards (L.Ryan).
- 2-5-PIT 35 (8:22) (No Huddle, Shotgun) B.Roethlisberger pass deep right to M.Bryant ran ob at TEN 40 for 25 yards.
- PENALTY on PIT-M.Bryant, Offensive Pass Interference, 10 yards, enforced at PIT 35 - No Play.
- 2-15-PIT 25 (8:00) (Shotgun) L.Bell left tackle to PIT 32 for 7 yards (K.Byard).
- 3-8-PIT 32 (7:22) (No Huddle, Shotgun) B.Roethlisberger pass incomplete deep right to M.Bryant.
- PENALTY on TEN-D.Morgan, Defensive Offside, 5 yards, enforced at PIT 32 - No Play.
- 3-3-PIT 37 (7:16) (No Huddle, Shotgun) B.Roethlisberger pass incomplete short right to A.Brown. Pressure 98-Orakpo, 91-Morgan.
- 4-3-PIT 37 (7:09) (Punt formation) J.Berry punts 59 yards to TEN 4, Center-K.Canaday, downed by PIT-D.Heyward-Bey.
- PENALTY on TEN-B.Trawick, Offensive Holding, 2 yards, enforced at TEN 4.

Tennessee Titans at 6:59

- 1-10-TEN 2 (6:59) D.Henry right end pushed ob at TEN 18 for 16 yards (A.Burns). R8
- 1-10-TEN 18 (6:33) D.Henry up the middle to TEN 16 for -2 yards (V.Williams).
- 2-12-TEN 16 (5:55) (Shotgun) M.Mariota pass incomplete short left to R.Matthews [S.Tuitt].
- PENALTY on PIT-S.Tuitt, Roughing the Passer, 15 yards, enforced at TEN 16 - No Play. Coverage by 25-Burns. X9
- 1-10-TEN 31 (5:50) M.Mariota pass short right to D.Murray pushed ob at TEN 34 for 3 yards (R.Shazier).
- PENALTY on PIT-T.Watt, Illegal Use of Hands, 5 yards, enforced at TEN 31 - No Play. X10
- 1-10-TEN 36 (5:30) D.Kelly reported in as eligible. D.Henry right tackle to TEN 34 for -2 yards (S.Davis).
- 2-12-TEN 34 (4:49) (Shotgun) D.Henry left guard to TEN 41 for 7 yards (A.Chickillo, R.Shazier).
- 3-5-TEN 41 (4:07) (Shotgun) M.Mariota pass short left to E.Decker to 50 for 9 yards (A.Burns, M.Hilton). P11
- 1-10-50 (3:21) (Shotgun) M.Mariota pass short right intended for C.Davis INTERCEPTED by C.Sensabaugh at PIT 48. C.Sensabaugh to TEN 20 for 32 yards (M.Mariota).

Pittsburgh Steelers at 3:11

- 1-10-TEN 20 (3:11) B.Roethlisberger pass incomplete deep right to M.Bryant (L.Ryan).
- 2-10-TEN 20 (3:04) L.Bell left guard to TEN 17 for 3 yards (W.Woodyard, A.Williamson).
- 3-7-TEN 17 (2:23) (Shotgun) B.Roethlisberger pass short left to L.Bell pushed ob at TEN 9 for 8 yards (A.Jackson). P6

Two-Minute Warning

- 1-9-TEN 9 (2:00) (Shotgun) B.Roethlisberger pass incomplete short left to L.Bell. Coverage 55-Brown.
- 2-9-TEN 9 (1:57) (Shotgun) B.Roethlisberger sacked at TEN 15 for -6 yards (K.Klug).
- Timeout #2 by TEN at 01:48.
- 3-15-TEN 15 (1:48) (Shotgun) PENALTY on PIT-D.DeCastro, False Start, 5 yards, enforced at TEN 15 - No Play.
- 3-20-TEN 20 (1:48) (Shotgun) B.Roethlisberger scrambles up the middle to TEN 10 for 10 yards (B.Orakpo).

Tennessee Titans vs Pittsburgh Steelers at Heinz Field

Timeout #3 by TEN at 01:40.

4-10-TEN 10 (1:39) (Field Goal formation) C.Boswell 28 yard field goal is GOOD, Center-K.Canaday, Holder-J.Berry.

TEN 7 PIT 13, 7 plays, 10 yards, 1:34 drive, 13:23 elapsed

C.Boswell kicks 65 yards from PIT 35 to TEN 0. A.Jackson to TEN 25 for 25 yards (T.Matakevich).

Tennessee Titans at 1:37, (1st play from scrimmage 1:32)

1-10-TEN 25 (1:32) D.Murray right tackle to TEN 21 for -4 yards (M.Hilton).

Timeout #1 by PIT at 01:27.

2-14-TEN 21 (1:27) (Shotgun) M.Mariota pass short left to R.Matthews to TEN 25 for 4 yards (A.Burns).

Timeout #2 by PIT at 01:22.

3-10-TEN 25 (1:22) (Shotgun) D.Henry up the middle to TEN 25 for no gain (R.Shazier).

Timeout #3 by PIT at 01:18.

4-10-TEN 25 (1:18) (Punt formation) B.Kern punts 42 yards to PIT 33, Center-B.Brinkley, out of bounds.

Pittsburgh Steelers at 1:11

1-10-PIT 33 (1:11) (Shotgun) B.Roethlisberger pass short right to J.James pushed ob at PIT 36 for 3 yards (J.Cyprien).

2-7-PIT 36 (1:07) (No Huddle, Shotgun) B.Roethlisberger pass incomplete short left to J.Smith-Schuster (L.Ryan).

PENALTY on TEN-A.Jackson, Illegal Use of Hands, 5 yards, enforced at PIT 36 - No Play.

X7

1-10-PIT 41 (1:00) (No Huddle, Shotgun) B.Roethlisberger pass incomplete short left to M.Bryant.

2-10-PIT 41 (:57) (No Huddle, Shotgun) B.Roethlisberger pass short right to A.Brown to TEN 42 for 17 yards (A.Jackson). FUMBLES (A.Jackson), recovered by PIT-M.Bryant at TEN 32. M.Bryant to TEN 32 for no gain (A.Jackson). P8

1-10-TEN 32 (:33) (No Huddle, Shotgun) B.Roethlisberger spiked the ball to stop the clock.

2-10-TEN 32 (:32) (Shotgun) B.Roethlisberger pass incomplete short left to L.Bell. Coverage 59-Woodyard.

3-10-TEN 32 (:28) (No Huddle, Shotgun) B.Roethlisberger pass incomplete short middle to J.James [J.Casey].

4-10-TEN 32 (:23) (Field Goal formation) C.Boswell 50 yard field goal is GOOD, Center-K.Canaday, Holder-J.Berry.

TEN 7 PIT 16, 7 plays, 35 yards, 1 penalty, 0:53 drive, 14:42 elapsed

C.Boswell kicks 65 yards from PIT 35 to TEN 0. A.Jackson to TEN 14 for 14 yards (R.Nix).

Tennessee Titans at 0:18

1-10-TEN 14 (:18) M.Mariota kneels to TEN 12 for -2 yards.

END OF QUARTER

| | Score | Time Poss | First Downs | | | | Efficiencies | |
|---------------------|-------|-----------|-------------|---|---|---|--------------|--------|
| | | | R | P | X | T | 3 Down | 4 Down |
| Tennessee Titans | 7 | 9:15 | 2 | 1 | 2 | 5 | 1/5 | 1/1 |
| Pittsburgh Steelers | 16 | 5:45 | 0 | 2 | 1 | 3 | 1/5 | 0/0 |

11/16/2017 at Heinz Field

PERIOD SCORES

TIME OF POSSESSION

- Scoring Plays

| | Tennessee Titans | Pittsburgh Steelers |
|--|------------------|---------------------|
| TOTAL FIRST DOWNS | 11 | 8 |
| First Downs Rushing-Passing-by Penalty | 4 - 5 - 2 | 1 - 6 - 1 |
| THIRD DOWN EFFICIENCY | 4-9-44% | 1-7-14% |
| TOTAL NET YARDS | 140 | 130 |
| Total Offensive Plays | 35 | 31 |
| NET YARDS RUSHING | 47 | 28 |
| NET YARDS PASSING | 93 | 102 |
| Gross Yards Passing | 107 | 114 |
| Times thrown-yards lost attempting to pass | 2-14 | 2-12 |
| Pass Attempts-Completions-Had Intercepted | 16 - 11 - 2 | 22 - 10 - 0 |
| Punts-Number and Average | 2 - 44 | 3 - 50.7 |
| Penalties-Number and Yards | 5 - 22 | 6 - 55 |
| Fumbles-Number and Lost | 0 - 0 | 1 - 0 |
| Red Zone Efficiency | 1-1-100% | 0-2-0% |
| Average Drive Start | TEN 23 | PIT 44 |

[illegible]

11/16/2017 at Heinz Field[illegible]

Third Quarter

11/16/2017

Play By Play

TEN elects to Receive, and PIT elects to defend the North goal.
C.Boswell kicks 65 yards from PIT 35 to end zone, Touchback.
Tennessee Titans at 15:00

| | | |
|-------------|---|-----|
| 1-10-TEN 25 | (15:00) M.Mariota pass deep middle to R.Matthews for 75 yards, TOUCHDOWN. | P12 |
| | R.Succop extra point is GOOD, Center-B.Brinkley, Holder-B.Kern. | |

| |
|--|
| TEN 14 PIT 16, 1 plays, 75 yards, 0:11 drive, 0:11 elapsed |
|--|

R.Succop kicks 65 yards from TEN 35 to end zone, Touchback.

Pittsburgh Steelers at 14:49, (1st play from scrimmage 14:48)

| | | |
|--------------------|--|-----|
| 1-10-PIT 25 | (14:48) (Shotgun) B.Roethlisberger pass short right to J.James to PIT 26 for 1 yard (A.Jackson). | |
| 2-9-PIT 26 | (14:10) (No Huddle, Shotgun) B.Roethlisberger pass short left to A.Brown to PIT 38 for 12 yards (A.Jackson). | P9 |
| <u>1-10-PIT 38</u> | (13:33) (No Huddle, Shotgun) B.Roethlisberger pass short left to L.Bell to PIT 44 for 6 yards (A.Jackson). | |
| 2-4-PIT 44 | (12:57) (No Huddle, Shotgun) B.Roethlisberger pass short middle to J.James to TEN 45 for 11 yards (J.Cyprien). | P10 |
| <u>1-10-TEN 45</u> | (12:22) (No Huddle, Shotgun) B.Roethlisberger pass short right to L.Bell pushed ob at TEN 31 for 14 yards (A.Jackson). | P11 |
| <u>1-10-TEN 31</u> | (11:47) (No Huddle, Shotgun) B.Roethlisberger pass incomplete deep middle to J.Smith-Schuster (L.Sims). | |
| 2-10-TEN 31 | (11:41) (Shotgun) B.Roethlisberger pass incomplete short middle to L.Bell [J.Casey]. | |
| | PENALTY on TEN-J.Casey, Roughing the Passer, 15 yards, enforced at TEN 31 - No Play. | X12 |
| <u>1-10-TEN 16</u> | (11:37) (Shotgun) B.Roethlisberger pass incomplete deep middle to A.Brown (A.Jackson). | |
| 2-10-TEN 16 | (11:29) (Shotgun) L.Bell right guard to TEN 17 for -1 yards (J.Casey). | |
| 3-11-TEN 17 | (10:51) (Shotgun) B.Roethlisberger pass short right to J.Smith-Schuster to TEN 5 for 12 yards (J.Cyprien). | P13 |
| <u>1-5-TEN 5</u> | (10:05) (Shotgun) B.Roethlisberger pass short middle to A.Brown for 5 yards, TOUCHDOWN. | P14 |
| | C.Boswell extra point is GOOD, Center-K.Canaday, Holder-J.Berry. | |

| |
|--|
| TEN 14 PIT 23, 10 plays, 75 yards, 1 penalty, 4:48 drive, 4:59 elapsed |
|--|

C.Boswell kicks 65 yards from PIT 35 to end zone, Touchback.

Tennessee Titans at 10:01

| | | |
|--------------------|--|-----|
| 1-10-TEN 25 | (10:01) D.Murray up the middle to TEN 30 for 5 yards (J.Hargrave, V.Williams). | |
| 2-5-TEN 30 | (9:22) M.Mariota pass deep middle to D.Walker to PIT 28 for 42 yards (V.Williams). | P13 |
| <u>1-10-PIT 28</u> | (8:36) (Shotgun) M.Mariota pass short left to D.Murray pushed ob at PIT 19 for 9 yards (A.Burns). | |
| 2-1-PIT 19 | (8:01) D.Murray up the middle to PIT 17 for 2 yards (S.Tuitt, R.Shazier). | R14 |
| <u>1-10-PIT 17</u> | (7:20) M.Mariota pass incomplete deep middle to D.Walker [S.Tuitt]. | |
| 2-10-PIT 17 | (7:14) (Shotgun) M.Mariota pass short right to D.Walker to PIT 11 for 6 yards (M.Hilton; S.Davis). | |
| 3-4-PIT 11 | (6:28) (Shotgun) M.Mariota sacked at PIT 26 for -15 yards (C.Heyward). | |
| 4-19-PIT 26 | (5:38) (Field Goal formation) R.Succop 44 yard field goal is GOOD, Center-B.Brinkley, Holder-B.Kern. | |

| |
|--|
| TEN 17 PIT 23, 8 plays, 49 yards, 4:27 drive, 9:26 elapsed |
|--|

R.Succop kicks 65 yards from TEN 35 to end zone, Touchback.

Pittsburgh Steelers at 5:34

| | | |
|--------------------|---|-----|
| 1-10-PIT 25 | (5:34) B.Roethlisberger sacked at PIT 22 for -3 yards (E.Walden). | |
| 2-13-PIT 22 | (4:56) (Shotgun) L.Bell left guard to PIT 25 for 3 yards (S.Williams). | |
| 3-10-PIT 25 | (4:12) (Shotgun) B.Roethlisberger pass deep left to M.Bryant to PIT 45 for 20 yards (J.Cyprien). | P15 |
| <u>1-10-PIT 45</u> | (3:33) (No Huddle, Shotgun) B.Roethlisberger pass short left to L.Bell to TEN 49 for 6 yards (A.Jackson). | |
| 2-4-TEN 49 | (3:03) (No Huddle) B.Roethlisberger pass short left to J.Smith-Schuster pushed ob at TEN 31 for 18 yards (L.Ryan). | P16 |
| <u>1-10-TEN 31</u> | (2:35) (No Huddle, Shotgun) B.Roethlisberger pass short right to L.Bell to TEN 22 for 9 yards (L.Ryan, J.Brown). | |
| 2-1-TEN 22 | (1:48) L.Bell up the middle to TEN 20 for 2 yards (J.Brown; J.Cyprien). | R17 |
| <u>1-10-TEN 20</u> | (1:06) (Shotgun) B.Roethlisberger pass short right to J.Smith-Schuster pushed ob at TEN 14 for 6 yards (D.Morgan). | |
| 2-4-TEN 14 | (:38) (Shotgun) B.Roethlisberger pass short right to A.Brown ran ob at TEN 8 for 6 yards. | P18 |
| <u>1-8-TEN 8</u> | (:06) (No Huddle, Shotgun) B.Roethlisberger pass incomplete short middle to J.Smith-Schuster. Coverage 26-Ryan, 31-Byard. | |
| 2-8-TEN 8 | (:02) (Shotgun) L.Bell left guard for 8 yards, TOUCHDOWN. | |
| | The Replay Official reviewed the runner broke the plane ruling, and the play was REVERSED. | |
| | (Shotgun) L.Bell left guard to TEN 1 for 7 yards (K.Byard, L.Ryan). | |

END OF QUARTER

| | Score | Time | First Downs | | | | Efficiencies | |
|---------------------|-------|-------|-------------|---|---|----|--------------|--------|
| | | Poss | R | P | X | T | 3 Down | 4 Down |
| Tennessee Titans | 17 | 4:38 | 1 | 2 | 0 | 3 | 0/1 | 0/0 |
| Pittsburgh Steelers | 23 | 10:22 | 1 | 8 | 1 | 10 | 2/2 | 0/0 |

Play By Play

Fourth Quarter

11/16/2017

Pittsburgh Steelers continued.

3-1-TEN 1 (15:00) C.Hubbard reported in as eligible. B.Roethlisberger pass short middle to J.James for 1 yard, TOUCHDOWN.
C.Boswell extra point is GOOD, Center-K.Canaday, Holder-J.Berry.

P19

TEN 17 PIT 30, 12 plays, 75 yards, 5:38 drive, 0:04 elapsed

C.Boswell kicks 60 yards from PIT 35 to TEN 5. A.Jackson to TEN 14 for 9 yards (T.Matakevich).

Tennessee Titans at 14:56, (1st play from scrimmage 14:52)

1-10-TEN 14 (14:52) D.Murray left guard to TEN 18 for 4 yards (S.Tuitt, T.Watt).

PENALTY on TEN, Illegal Shift, 5 yards, enforced at TEN 14 - No Play.

1-15-TEN 9 (14:38) (Shotgun) M.Mariota pass short middle to C.Davis to TEN 13 for 4 yards (M.Hilton).

2-11-TEN 13 (13:59) (Shotgun) M.Mariota pass incomplete short middle to T.Taylor. Coverage by 24-Sensabaugh.

3-11-TEN 13 (13:56) (Shotgun) M.Mariota pass incomplete short right to D.Walker. Coverage by 20-Golden.

4-11-TEN 13 (13:53) (Punt formation) B.Kern punts 54 yards to PIT 33, Center-B.Brinkley. A.Brown to PIT 49 for 16 yards (P.Superdaw).

Pittsburgh Steelers at 13:39

1-10-PIT 49 (13:39) (Shotgun) B.Roethlisberger pass deep left to A.Brown ran ob at TEN 28 for 23 yards.

P20

1-10-TEN 28 (13:02) (No Huddle, Shotgun) B.Roethlisberger pass incomplete short right to J.Smith-Schuster.

PENALTY on TEN-L.Sims, Defensive Pass Interference, 13 yards, enforced at TEN 28 - No Play.

X21

1-10-TEN 15 (13:00) (Shotgun) L.Bell left guard to TEN 10 for 5 yards (L.Ryan).

2-5-TEN 10 (12:18) (Shotgun) B.Roethlisberger pass short right to A.Brown for 10 yards, TOUCHDOWN.

P22

C.Boswell extra point is GOOD, Center-K.Canaday, Holder-J.Berry.

TEN 17 PIT 37, 3 plays, 51 yards, 1 penalty, 1:27 drive, 2:48 elapsed

C.Boswell kicks 65 yards from PIT 35 to end zone, Touchback.

Tennessee Titans at 12:12

1-10-TEN 25 (12:12) (Shotgun) M.Mariota pass short right to D.Murray to TEN 31 for 6 yards (R.Golden). PIT-C.Heyward was injured during the play.

2-4-TEN 31 (11:49) (Shotgun) M.Mariota pass deep middle intended for C.Davis INTERCEPTED by R.Golden (A.Burns) at PIT 49. R.Golden to PIT 48 for -1 yards (D.Walker).

Pittsburgh Steelers at 11:39

1-10-PIT 48 (11:39) (Shotgun) B.Roethlisberger pass short left to L.Bell to TEN 46 for 6 yards (A.Williamson).

2-4-TEN 46 (10:56) (Shotgun) L.Bell right tackle to TEN 41 for 5 yards (L.Ryan, J.Cyprien).

R23

1-10-TEN 41 (10:11) (No Huddle, Shotgun) L.Bell up the middle to TEN 39 for 2 yards (W.Woodyard; S.Williams).

2-8-TEN 39 (9:32) (Shotgun) B.Roethlisberger pass short right to M.Bryant ran ob at TEN 29 for 10 yards.

P24

1-10-TEN 29 (8:55) (Shotgun) L.Bell up the middle to TEN 25 for 4 yards (E.Walden, L.Ryan).

2-6-TEN 25 (8:16) (Shotgun) B.Roethlisberger pass short left to L.Bell to TEN 17 for 8 yards (A.Williamson) [J.Casey].

P25

1-10-TEN 17 (7:21) J.Conner left guard to TEN 14 for 3 yards (D.Jones).

2-7-TEN 14 (6:45) (Shotgun) J.Conner left guard to TEN 9 for 5 yards (A.Jackson).

3-2-TEN 9 (6:02) (Shotgun) B.Roethlisberger pass short middle to L.Bell to TEN 8 for 1 yard (D.Morgan; J.Cyprien).

4-1-TEN 8 (5:24) (Field Goal formation) C.Boswell 26 yard field goal is GOOD, Center-K.Canaday, Holder-J.Berry.

TEN 17 PIT 40, 10 plays, 44 yards, 6:18 drive, 9:39 elapsed

C.Boswell kicks 65 yards from PIT 35 to TEN 0. A.Jackson to TEN 19 for 19 yards (T.Matakevich).

Tennessee Titans at 5:21, (1st play from scrimmage 5:14)

1-10-TEN 19 (5:14) (Shotgun) M.Mariota sacked at TEN 10 for -9 yards (V.Williams).

2-19-TEN 10 (4:34) (Shotgun) M.Mariota pass deep middle to D.Walker to TEN 27 for 17 yards (R.Golden).

3-2-TEN 27 (4:06) (No Huddle, Shotgun) M.Mariota pass incomplete short middle to T.Taylor.

PENALTY on PIT-M.Hilton, Defensive Pass Interference, 6 yards, enforced at TEN 27 - No Play.

X15

1-10-TEN 33 (4:04) (Shotgun) M.Mariota pass incomplete short left [T.Watt]. Pressure by 90-Watt, 97-Heyward.

PENALTY on TEN-B.Jones, Offensive Holding, 10 yards, enforced at TEN 33 - No Play.

1-20-TEN 23 (3:57) (Shotgun) M.Mariota pass incomplete short right to C.Davis. Coverage by 24-Sensabaugh, Pressure by 97-Heyward.

2-20-TEN 23 (3:51) (Shotgun) M.Mariota pass short left to D.Murray pushed ob at TEN 36 for 13 yards (A.Burns).

3-7-TEN 36 (3:42) (Shotgun) M.Mariota pass short middle to R.Matthews to TEN 44 for 8 yards (R.Shazier).

P16

1-10-TEN 44 (3:17) (No Huddle, Shotgun) M.Mariota pass short right to D.Walker pushed ob at PIT 45 for 11 yards (R.Shazier).

P17

1-10-PIT 45 (3:12) (Shotgun) M.Mariota sacked at PIT 49 for -4 yards (L.Walton).

2-14-PIT 49 (2:42) (No Huddle, Shotgun) M.Mariota pass short left to C.Davis pushed ob at PIT 41 for 8 yards (A.Burns).

Tennessee Titans vs Pittsburgh Steelers at Heinz Field

3-6-PIT 41 (2:39) (Shotgun) M.Mariota pass incomplete short right to C.Davis. Coverage by 24-Sensabaugh.

4-6-PIT 41 (2:34) (Shotgun) M.Mariota pass short middle intended for D.Walker INTERCEPTED by S.Davis at PIT 37. S.Davis to TEN 22 for 41 yards (T.Taylor).

Pittsburgh Steelers at 2:22

1-10-TEN 22 (2:22) J.Conner left tackle to TEN 17 for 5 yards (L.Ryan).

Two-Minute Warning

2-5-TEN 17 (2:00) L.Jones kneels to TEN 18 for -1 yards.

3-6-TEN 18 (1:24) L.Jones kneels to TEN 19 for -1 yards.

4-7-TEN 19 (:46) L.Jones kneels to TEN 20 for -1 yards.

Tennessee Titans at 0:44

1-10-TEN 20 (:44) M.Mariota kneels to TEN 19 for -1 yards.

2-11-TEN 19 (:13) M.Mariota kneels to TEN 18 for -1 yards.

| END OF QUARTER | Score | Time Poss | First Downs | | | | Efficiencies | |
|---------------------|-------|-----------|-------------|---|---|---|--------------|--------|
| | | | R | P | X | T | 3 Down | 4 Down |
| Tennessee Titans | 17 | 5:33 | 0 | 2 | 1 | 3 | 1/3 | 0/1 |
| Pittsburgh Steelers | 40 | 9:27 | 1 | 5 | 1 | 7 | 1/3 | 0/1 |

Tennessee Titans vs Pittsburgh Steelers

11/16/2017 at Heinz Field

Final Defensive Statistics

Tennessee Titans

Regular Defensive Plays

Special Teams

Misc

| | TKL | AST | COMB | SK | / YDS | TFL | Q | IN | PD | FF | FR | TKL | AST | FF | FR | BL | TKL | AST | FF | FR |
|--------------|-----------|-----------|-----------|----------|-----------|----------|----------|----------|----------|----------|----------|----------|----------|----------|----------|----------|----------|----------|----------|----------|
| A.Jackson | 11 | 0 | 11 | 0 | 0 | 0 | 0 | 0 | 2 | 1 | 0 | 0 | 0 | 0 | 0 | 0 | 0 | 0 | 0 | 0 |
| J.Cyprien | 6 | 4 | 10 | 0 | 0 | 0 | 0 | 0 | 0 | 0 | 0 | 0 | 0 | 0 | 0 | 0 | 0 | 0 | 0 | 0 |
| L.Ryan | 6 | 2 | 8 | 0 | 0 | 0 | 0 | 0 | 1 | 0 | 0 | 0 | 0 | 0 | 0 | 0 | 0 | 0 | 0 | 0 |
| A.Williamson | 2 | 2 | 4 | 0 | 0 | 0 | 0 | 0 | 0 | 0 | 0 | 0 | 0 | 0 | 0 | 0 | 0 | 0 | 0 | 0 |
| D.Morgan | 2 | 1 | 3 | 1 | 6 | 1 | 1 | 0 | 0 | 0 | 0 | 0 | 0 | 0 | 0 | 0 | 0 | 0 | 0 | 0 |
| J.Casey | 2 | 1 | 3 | 0 | 0 | 2 | 2 | 0 | 0 | 0 | 0 | 0 | 0 | 0 | 0 | 0 | 0 | 0 | 0 | 0 |
| J.Brown | 1 | 2 | 3 | 0 | 0 | 1 | 0 | 0 | 0 | 0 | 0 | 0 | 0 | 0 | 0 | 0 | 0 | 0 | 0 | 0 |
| E.Walden | 2 | 0 | 2 | 1 | 3 | 1 | 1 | 0 | 0 | 0 | 0 | 0 | 0 | 0 | 0 | 0 | 0 | 0 | 0 | 0 |
| K.Byard | 2 | 0 | 2 | 0 | 0 | 0 | 0 | 0 | 1 | 0 | 0 | 0 | 0 | 0 | 0 | 0 | 0 | 0 | 0 | 0 |
| B.Orakpo | 2 | 0 | 2 | 0 | 0 | 0 | 0 | 0 | 0 | 0 | 0 | 0 | 0 | 0 | 0 | 0 | 0 | 0 | 0 | 0 |
| L.Sims | 1 | 1 | 2 | 0 | 0 | 0 | 0 | 0 | 1 | 0 | 0 | 0 | 0 | 0 | 0 | 0 | 0 | 0 | 0 | 0 |
| W.Woodyard | 1 | 1 | 2 | 0 | 0 | 0 | 0 | 0 | 0 | 0 | 0 | 0 | 0 | 0 | 0 | 0 | 0 | 0 | 0 | 0 |
| S.Williams | 1 | 1 | 2 | 0 | 0 | 0 | 0 | 0 | 0 | 0 | 0 | 0 | 0 | 0 | 0 | 0 | 0 | 0 | 0 | 0 |
| K.Klug | 1 | 0 | 1 | 1 | 6 | 1 | 1 | 0 | 0 | 0 | 0 | 0 | 0 | 0 | 0 | 0 | 0 | 0 | 0 | 0 |
| D.Jones | 1 | 0 | 1 | 0 | 0 | 0 | 0 | 0 | 0 | 0 | 0 | 0 | 0 | 0 | 0 | 0 | 0 | 0 | 0 | 0 |
| A.Johnson | 0 | 1 | 1 | 0 | 0 | 0 | 0 | 0 | 0 | 0 | 0 | 0 | 0 | 0 | 0 | 0 | 0 | 0 | 0 | 0 |
| T.Taylor | 0 | 0 | 0 | 0 | 0 | 0 | 0 | 0 | 0 | 0 | 0 | 1 | 0 | 0 | 0 | 0 | 1 | 0 | 0 | 0 |
| D.Bates | 0 | 0 | 0 | 0 | 0 | 0 | 0 | 0 | 0 | 0 | 0 | 1 | 0 | 0 | 0 | 0 | 0 | 0 | 0 | 0 |
| P.Supernaw | 0 | 0 | 0 | 0 | 0 | 0 | 0 | 0 | 0 | 0 | 0 | 1 | 0 | 0 | 0 | 0 | 0 | 0 | 0 | 0 |
| E.Weems | 0 | 0 | 0 | 0 | 0 | 0 | 0 | 0 | 0 | 0 | 0 | 0 | 1 | 0 | 0 | 0 | 0 | 0 | 0 | 0 |
| J.Conklin | 0 | 0 | 0 | 0 | 0 | 0 | 0 | 0 | 0 | 0 | 0 | 0 | 0 | 0 | 0 | 0 | 1 | 0 | 0 | 0 |
| M.Mariota | 0 | 0 | 0 | 0 | 0 | 0 | 0 | 0 | 0 | 0 | 0 | 0 | 0 | 0 | 0 | 0 | 1 | 0 | 0 | 0 |
| D.Walker | 0 | 0 | 0 | 0 | 0 | 0 | 0 | 0 | 0 | 0 | 0 | 0 | 0 | 0 | 0 | 0 | 1 | 0 | 0 | 0 |
| Total | 41 | 16 | 57 | 3 | 15 | 6 | 5 | 0 | 5 | 1 | 0 | 3 | 1 | 0 | 0 | 0 | 4 | 0 | 0 | 0 |

TKL = Tackle AST = Assist COMB = Combined QH=QB Hit IN = Interception PD = Pass Defense FF = Forced Fumble FR = Fumble Recovery

Pittsburgh Steelers

Regular Defensive Plays

Special Teams

Misc

| | TKL | AST | COMB | SK | / YDS | TFL | QH | IN | PD | FF | FR | TKL | AST | FF | FR | BL | TKL | AST | FF | FR |
|--------------|-----------|-----------|-----------|----------|-----------|----------|----------|----------|----------|----------|----------|----------|----------|----------|----------|----------|----------|----------|----------|----------|
| R.Shazier | 5 | 5 | 10 | 0 | 0 | 0 | 0 | 0 | 0 | 0 | 0 | 0 | 0 | 0 | 0 | 0 | 0 | 0 | 0 | 0 |
| A.Burns | 8 | 0 | 8 | 0 | 0 | 0 | 0 | 0 | 1 | 0 | 0 | 0 | 0 | 0 | 0 | 0 | 0 | 0 | 0 | 0 |
| V.Williams | 6 | 1 | 7 | 1 | 9 | 2 | 3 | 0 | 0 | 0 | 0 | 0 | 0 | 0 | 0 | 0 | 0 | 0 | 0 | 0 |
| R.Golden | 4 | 1 | 5 | 0 | 0 | 0 | 0 | 1 | 1 | 0 | 0 | 0 | 0 | 0 | 0 | 0 | 0 | 0 | 0 | 0 |
| M.Hilton | 3 | 2 | 5 | 0 | 0 | 1 | 0 | 1 | 1 | 0 | 0 | 1 | 0 | 0 | 0 | 0 | 0 | 0 | 0 | 0 |
| C.Heyward | 2 | 1 | 3 | 2 | 23 | 2 | 3 | 0 | 0 | 0 | 0 | 0 | 0 | 0 | 0 | 0 | 0 | 0 | 0 | 0 |
| S.Tuitt | 2 | 1 | 3 | 1 | 6 | 1 | 2 | 0 | 0 | 0 | 0 | 0 | 0 | 0 | 0 | 0 | 0 | 0 | 0 | 0 |
| S.Davis | 2 | 1 | 3 | 0 | 0 | 1 | 0 | 1 | 1 | 0 | 0 | 0 | 0 | 0 | 0 | 0 | 0 | 0 | 0 | 0 |
| J.Hargrave | 2 | 1 | 3 | 0 | 0 | 1 | 0 | 0 | 0 | 0 | 0 | 0 | 0 | 0 | 0 | 0 | 0 | 0 | 0 | 0 |
| C.Sensabaugh | 1 | 2 | 3 | 0 | 0 | 0 | 0 | 1 | 1 | 0 | 0 | 0 | 0 | 0 | 0 | 0 | 0 | 0 | 0 | 0 |
| L.Walton | 1 | 1 | 2 | 1 | 4 | 1 | 1 | 0 | 0 | 0 | 0 | 0 | 0 | 0 | 0 | 0 | 0 | 0 | 0 | 0 |
| B.Dupree | 1 | 1 | 2 | 0 | 0 | 0 | 0 | 0 | 0 | 0 | 0 | 0 | 0 | 0 | 0 | 0 | 0 | 0 | 0 | 0 |
| A.Chickillo | 1 | 0 | 1 | 0 | 0 | 0 | 0 | 0 | 0 | 0 | 0 | 0 | 0 | 0 | 0 | 0 | 0 | 0 | 0 | 0 |
| T.Watt | 0 | 1 | 1 | 0 | 0 | 0 | 0 | 0 | 1 | 0 | 0 | 0 | 1 | 0 | 0 | 1 | 0 | 0 | 0 | 0 |
| T.Matakevich | 0 | 0 | 0 | 0 | 0 | 0 | 0 | 0 | 0 | 0 | 0 | 3 | 0 | 0 | 0 | 0 | 0 | 0 | 0 | 0 |
| C.Boswell | 0 | 0 | 0 | 0 | 0 | 0 | 0 | 0 | 0 | 0 | 0 | 1 | 0 | 0 | 0 | 0 | 0 | 0 | 0 | 0 |
| R.Nix | 0 | 0 | 0 | 0 | 0 | 0 | 0 | 0 | 0 | 0 | 0 | 1 | 0 | 0 | 0 | 0 | 0 | 0 | 0 | 0 |
| M.Bryant | 0 | 0 | 0 | 0 | 0 | 0 | 0 | 0 | 0 | 0 | 0 | 0 | 0 | 0 | 0 | 0 | 0 | 0 | 0 | 1 |
| Total | 38 | 18 | 56 | 5 | 42 | 9 | 9 | 4 | 6 | 0 | 0 | 6 | 1 | 0 | 0 | 1 | 0 | 0 | 0 | 1 |

Tennessee Titans vs Pittsburgh Steelers

11/16/2017 at Heinz Field

Ball Possession And Drive Chart

Tennessee Titans

| # | Time Recd | Time Lost | Time Poss | How Ball Obtained | Drive Began | # Play | Yds Gain | Yds Pen | Net Yds | 1st Down | Last Scrm | How Given Up |
|----|-----------|-----------|-----------|-------------------|-------------|--------|----------|---------|---------|----------|-----------|--------------|
| 1 | 12:25 | 11:27 | 0:58 | Kickoff | TEN 25 | 3 | 2 | 0 | 2 | 0 | TEN 27 | Interception |
| 2 | 9:41 | 3:05 | 6:36 | Kickoff | TEN 32 | 11 | 73 | -5 | 68 | 5 | * PIT 7 | Touchdown |
| 3 | 1:20 | 11:23 | 4:57 | Punt | TEN 33 | 9 | 37 | 0 | 37 | 2 | PIT 30 | Missed FG |
| 4 | 10:00 | 8:54 | 1:06 | Punt | TEN 29 | 3 | 2 | 0 | 2 | 0 | TEN 31 | Punt |
| 5 | 6:59 | 3:11 | 3:48 | Punt | TEN 2 | 6 | 28 | 20 | 48 | 4 | 50 | Interception |
| 6 | 1:37 | 1:11 | 0:26 | Kickoff | TEN 25 | 3 | 0 | 0 | 0 | 0 | TEN 25 | Punt |
| 7 | 0:18 | 0:00 | 0:18 | Kickoff | TEN 14 | 1 | -2 | 0 | -2 | 0 | TEN 14 | End of Half |
| 8 | 15:00 | 14:49 | 0:11 | Kickoff | TEN 25 | 1 | 75 | 0 | 75 | 1 | TEN 25 | Touchdown |
| 9 | 10:01 | 5:34 | 4:27 | Kickoff | TEN 25 | 8 | 49 | 0 | 49 | 2 | * PIT 26 | Field Goal |
| 10 | 14:56 | 13:39 | 1:17 | Kickoff | TEN 14 | 3 | 4 | -5 | -1 | 0 | TEN 13 | Punt |
| 11 | 12:12 | 11:39 | 0:33 | Kickoff | TEN 25 | 2 | 6 | 0 | 6 | 0 | TEN 31 | Interception |
| 12 | 5:21 | 2:22 | 2:59 | Kickoff | TEN 19 | 10 | 44 | -4 | 40 | 3 | PIT 41 | Interception |
| 13 | 0:44 | 0:00 | 0:44 | Downs | TEN 20 | 2 | -2 | 0 | -2 | 0 | TEN 19 | End of Game |

(288) Average TEN 22

Pittsburgh Steelers

| # | Time Recd | Time Lost | Time Poss | How Ball Obtained | Drive Began | # Play | Yds Gain | Yds Pen | Net Yds | 1st Down | Last Scrm | How Given Up |
|----|-----------|-----------|-----------|-------------------|-------------|--------|----------|---------|---------|----------|-----------|--------------|
| 1 | 15:00 | 12:25 | 2:35 | Kickoff | PIT 25 | 6 | 75 | 0 | 75 | 4 | TEN 41 | Touchdown |
| 2 | 11:27 | 9:41 | 1:46 | Interception | TEN 24 | 5 | 16 | -15 | 1 | 1 | * TEN 23 | Field Goal |
| 3 | 3:05 | 1:20 | 1:45 | Kickoff | PIT 25 | 3 | -1 | 0 | -1 | 0 | PIT 24 | Punt |
| 4 | 11:23 | 10:00 | 1:23 | Missed FG | PIT 38 | 3 | -7 | 0 | -7 | 0 | PIT 31 | Punt |
| 5 | 8:54 | 6:59 | 1:55 | Punt | PIT 30 | 3 | 12 | -5 | 7 | 0 | PIT 37 | Punt |
| 6 | 3:11 | 1:37 | 1:34 | Interception | TEN 20 | 7 | 15 | -5 | 10 | 1 | * TEN 10 | Field Goal |
| 7 | 1:11 | 0:18 | 0:53 | Punt | PIT 33 | 7 | 30 | 5 | 35 | 2 | TEN 32 | Field Goal |
| 8 | 14:49 | 10:01 | 4:48 | Kickoff | PIT 25 | 10 | 60 | 15 | 75 | 6 | * TEN 5 | Touchdown |
| 9 | 5:34 | 14:56 | 5:38 | Kickoff | PIT 25 | 12 | 75 | 0 | 75 | 5 | * TEN 1 | Touchdown |
| 10 | 13:39 | 12:12 | 1:27 | Punt | PIT 49 | 3 | 38 | 13 | 51 | 3 | * TEN 10 | Touchdown |
| 11 | 11:39 | 5:21 | 6:18 | Interception | PIT 48 | 10 | 44 | 0 | 44 | 3 | * TEN 8 | Field Goal |
| 12 | 2:22 | 0:44 | 1:38 | Interception | TEN 22 | 4 | 2 | 0 | 2 | 0 | * TEN 19 | Downs |

(532) Average PIT 44

* inside opponent's 20

Time of Possession by Quarter

| | | 1st | 2nd | 3rd | 4th | OT | Total |
|---------|---------------------|------|------|-------|------|----|-------|
| Visitor | Tennessee Titans | 8:54 | 9:15 | 4:38 | 5:33 | | 28:20 |
| Home | Pittsburgh Steelers | 6:06 | 5:45 | 10:22 | 9:27 | | 31:40 |

Kickoff Drive No.-Start Average

Titans: 9 - TEN 23

Steelers: 4 - PIT 25

Miscellaneous Statistics Report

Tennessee Titans vs Pittsburgh Steelers

11/16/2017 at Heinz Field

Ten Longest Plays for Tennessee Titans

| Yards | Qtr | Play Start | Play Description |
|-------|-----|-------------|--|
| 75 | 3 | 1-10-TEN 25 | (15:00) M.Mariota pass deep middle to R.Matthews for 75 yards, TOUCHDOWN. |
| 42 | 3 | 2-5-TEN 30 | (9:22) M.Mariota pass deep middle to D.Walker to PIT 28 for 42 yards (V.Williams). |
| 24 | 1 | 1-10-TEN 33 | (1:20) (Shotgun) M.Mariota pass deep left to E.Decker to PIT 43 for 24 yards (M.Hilton) [V.Williams]. |
| 18 | 1 | 1-10-PIT 43 | (6:26) (Shotgun) M.Mariota pass deep middle to R.Matthews to PIT 25 for 18 yards (V.Williams, R.Golden) [C.Heyward]. |
| 17 | 4 | 2-19-TEN 10 | (4:34) (Shotgun) M.Mariota pass deep middle to D.Walker to TEN 27 for 17 yards (R.Golden). |
| 16 | 2 | 1-10-TEN 2 | (6:59) D.Henry right end pushed ob at TEN 18 for 16 yards (A.Burns). |
| 15 | 1 | 3-7-PIT 22 | (4:28) (Shotgun) M.Mariota pass short left to C.Davis pushed ob at PIT 7 for 15 yards (A.Burns). |
| 13 | 1 | 1-10-TEN 44 | (7:11) D.Henry left end to PIT 43 for 13 yards (R.Golden). |
| 13 | 4 | 2-20-TEN 23 | (3:51) (Shotgun) M.Mariota pass short left to D.Murray pushed ob at TEN 36 for 13 yards (A.Burns). |
| 11 | 4 | 1-10-TEN 44 | (3:17) (No Huddle, Shotgun) M.Mariota pass short right to D.Walker pushed ob at PIT 45 for 11 yards (R.Shazier). |

Ten Longest Plays for Pittsburgh Steelers

| Yards | Qtr | Play Start | Play Description |
|-------|-----|-------------|--|
| 41 | 1 | 2-10-TEN 41 | (12:33) (No Huddle, Shotgun) B.Roethlisberger pass deep left to A.Brown for 41 yards, TOUCHDOWN. |
| 27 | 2 | 2-10-PIT 41 | (:57) (No Huddle, Shotgun) B.Roethlisberger pass short right to A.Brown to TEN 42 for 17 yards (A.Jackson). FUMBLES |
| 23 | 4 | 1-10-PIT 49 | (13:39) (Shotgun) B.Roethlisberger pass deep left to A.Brown ran ob at TEN 28 for 23 yards. |
| 20 | 3 | 3-10-PIT 25 | (4:12) (Shotgun) B.Roethlisberger pass deep left to M.Bryant to PIT 45 for 20 yards (J.Cyprien). |
| 18 | 3 | 2-4-TEN 49 | (3:03) (No Huddle) B.Roethlisberger pass short left to J.Smith-Schuster pushed ob at TEN 31 for 18 yards (L.Ryan). |
| 14 | 3 | 1-10-TEN 45 | (12:22) (No Huddle, Shotgun) B.Roethlisberger pass short right to L.Bell pushed ob at TEN 31 for 14 yards (A.Jackson). |
| 12 | 1 | 1-10-PIT 25 | (15:00) (Shotgun) B.Roethlisberger pass short middle to A.Brown to PIT 37 for 12 yards (A.Jackson). |
| 12 | 3 | 2-9-PIT 26 | (14:10) (No Huddle, Shotgun) B.Roethlisberger pass short left to A.Brown to PIT 38 for 12 yards (A.Jackson). |
| 12 | 3 | 3-11-TEN 17 | (10:51) (Shotgun) B.Roethlisberger pass short right to J.Smith-Schuster to TEN 5 for 12 yards (J.Cyprien). |
| 11 | 1 | 1-10-PIT 37 | (14:23) (No Huddle, Shotgun) B.Roethlisberger pass short left to J.Smith-Schuster to PIT 48 for 11 yards (J.Cyprien). |

Touchdown Scoring Information

| | | Offense | Defense | Special Teams |
|----------------|---------------------|---------|---------|---------------|
| VISITOR | Tennessee Titans | 2 | 0 | 0 |
| HOME | Pittsburgh Steelers | 4 | 0 | 0 |

Player Scoring Information

| Club | Player | TD | Rush TD | Rec TD | KO TD | Punt TD | Int TD | Fum TD | Misc TD | FG | XP | 2Pt Rush | 2Pt Rec | Sfty | Points |
|------|------------|----|---------|--------|-------|---------|--------|--------|---------|----|----|----------|---------|------|--------|
| TEN | M.Mariota | 0 | 1 | 0 | 0 | 0 | 0 | 0 | 0 | 0 | 0 | 0 | 0 | 0 | 6 |
| TEN | R.Matthews | 0 | 0 | 1 | 0 | 0 | 0 | 0 | 0 | 0 | 0 | 0 | 0 | 0 | 6 |
| TEN | R.Succop | 0 | 0 | 0 | 0 | 0 | 0 | 0 | 0 | 1 | 2 | 0 | 0 | 0 | 5 |
| PIT | A.Brown | 0 | 0 | 3 | 0 | 0 | 0 | 0 | 0 | 0 | 0 | 0 | 0 | 0 | 18 |
| PIT | C.Boswell | 0 | 0 | 0 | 0 | 0 | 0 | 0 | 0 | 4 | 4 | 0 | 0 | 0 | 16 |
| PIT | J.James | 0 | 0 | 1 | 0 | 0 | 0 | 0 | 0 | 0 | 0 | 0 | 0 | 0 | 6 |

Possession Detail

| | First Half | | Second Half | | Game | |
|-----------------------------|------------|------|-------------|-------|---------|-------|
| | Visitor | Home | Visitor | Home | Visitor | Home |
| Largest Lead | 0 | 10 | 0 | 23 | 0 | 23 |
| Drives Leading | 0 | 6 | 0 | 5 | 0 | 11 |
| Time of Possession Leading | 0:00 | 9:16 | 0:00 | 19:49 | 0:00 | 29:05 |
| Largest Deficit | -10 | 0 | -23 | 0 | -23 | 0 |
| Drives Trailing | 7 | 0 | 6 | 0 | 13 | 0 |
| Time of Possession Trailing | 18:09 | 0:00 | 10:11 | 0:00 | 28:20 | 0:00 |
| Times Score Tied Up | | 0 | | 0 | | 0 |
| Lead Changes | | 1 | | 0 | | 1 |

Playtime Percentage

Percent of playtime per player on offense, defense and special teams

| Tennessee Titans | | | | | | | Pittsburgh Steelers | | | | | | | | |
|------------------|----|---------|------|---------|------|---------------|---------------------|------------------|----|---------|------|---------|------|---------------|-----|
| | | Offense | | Defense | | Special Teams | | | | Offense | | Defense | | Special Teams | |
| Q Spain | G | 65 | 100% | | | 4 | 13% | R Foster | G | 75 | 100% | | | 8 | 26% |
| J Conklin | T | 65 | 100% | | | 4 | 13% | D DeCastro | G | 75 | 100% | | | 8 | 26% |
| T Lewan | T | 65 | 100% | | | 4 | 13% | A Villanueva | T | 75 | 100% | | | 8 | 26% |
| J Kline | G | 65 | 100% | | | 4 | 13% | J James | TE | 75 | 100% | | | 8 | 26% |
| B Jones | C | 65 | 100% | | | | | M Gilbert | T | 71 | 95% | | | 4 | 13% |
| M Mariota | QB | 65 | 100% | | | | | M Pouncey | C | 71 | 95% | | | | |
| C Davis | WR | 54 | 83% | | | | | B Roethlisberger | QB | 71 | 95% | | | | |
| R Matthews | WR | 53 | 82% | | | | | A Brown | WR | 69 | 92% | | | 3 | 10% |
| D Murray | RB | 52 | 80% | | | | | L Bell | RB | 67 | 89% | | | | |
| D Walker | TE | 47 | 72% | | | | | J Smith-Schuster | WR | 66 | 88% | | | 4 | 13% |
| J Smith | TE | 38 | 58% | | | 11 | 35% | M Bryant | WR | 44 | 59% | | | | |
| E Decker | WR | 21 | 32% | | | | | E Rogers | WR | 26 | 35% | | | | |
| T Taylor | WR | 18 | 28% | | | 7 | 23% | X Grimble | TE | 9 | 12% | | | | |
| D Henry | RB | 16 | 25% | | | | | J Conner | RB | 8 | 11% | | | 4 | 13% |
| P Supernaw | TE | 15 | 23% | | | 18 | 58% | C Hubbard | T | 6 | 8% | | | 8 | 26% |
| J Fowler | FB | 5 | 8% | | | | | R Nix | FB | 5 | 7% | | | 17 | 55% |
| A Jackson | CB | 3 | 5% | 69 | 92% | 20 | 65% | D Heyward-Bey | WR | 4 | 5% | | | 15 | 48% |
| D Kelly | T | 3 | 5% | | | 4 | 13% | B Finney | C | 4 | 5% | | | 4 | 13% |
| W Woodyard | LB | | | 75 | 100% | 3 | 10% | L Jones | QB | 4 | 5% | | | | |
| L Ryan | CB | | | 74 | 99% | 8 | 26% | R Golden | SS | | | 65 | 100% | 19 | 61% |
| K Byard | FS | | | 72 | 96% | 4 | 13% | S Davis | SS | | | 65 | 100% | 7 | 23% |
| J Cyprien | SS | | | 67 | 89% | | | A Burns | CB | | | 65 | 100% | 7 | 23% |
| D Morgan | LB | | | 63 | 84% | | | C Sensabaugh | CB | | | 64 | 98% | 16 | 52% |
| J Casey | DT | | | 58 | 77% | 8 | 26% | R Shazier | LB | | | 63 | 97% | 4 | 13% |
| B Orakpo | LB | | | 54 | 72% | | | C Heyward | DE | | | 55 | 85% | 12 | 39% |
| J Brown | LB | | | 48 | 64% | 16 | 52% | T Watt | LB | | | 54 | 83% | 9 | 29% |
| D Jones | DE | | | 39 | 52% | 12 | 39% | S Tuitt | DE | | | 53 | 82% | 12 | 39% |
| L Sims | CB | | | 33 | 44% | 7 | 23% | B Dupree | LB | | | 52 | 80% | 2 | 6% |
| B McCain | CB | | | 33 | 44% | 7 | 23% | V Williams | LB | | | 49 | 75% | 13 | 42% |
| E Walden | LB | | | 32 | 43% | 8 | 26% | M Hilton | CB | | | 36 | 55% | 10 | 32% |
| A Williamson | LB | | | 27 | 36% | | | J Hargrave | NT | | | 23 | 35% | 1 | 3% |
| K Klug | DT | | | 26 | 35% | 9 | 29% | W Gay | CB | | | 16 | 25% | | |
| S Williams | NT | | | 20 | 27% | 8 | 26% | A Moats | LB | | | 15 | 23% | 6 | 19% |
| D Searcy | SS | | | 17 | 23% | 13 | 42% | T Alualu | DE | | | 15 | 23% | | |
| A Johnson | NT | | | 15 | 20% | 9 | 29% | L Walton | DE | | | 11 | 17% | 4 | 13% |
| N Palmer | LB | | | 3 | 4% | 16 | 52% | A Chickillo | LB | | | 9 | 14% | 21 | 68% |
| B Trawick | FS | | | | | 27 | 87% | T Matakevich | LB | | | 2 | 3% | 19 | 61% |
| D Bates | LB | | | | | 27 | 87% | D McCullers | DT | | | 2 | 3% | 3 | 10% |
| T Smith | CB | | | | | 19 | 61% | J Wilcox | FS | | | 1 | 2% | 6 | 19% |
| D Fluellen | RB | | | | | 19 | 61% | L Fort | LB | | | | | 19 | 61% |
| E Weems | WR | | | | | 19 | 61% | C Boswell | K | | | | | 17 | 55% |
| R Succop | K | | | | | 8 | 26% | T Watson | RB | | | | | 16 | 52% |
| B Kern | P | | | | | 7 | 23% | J Berry | P | | | | | 11 | 35% |
| B Brinkley | LS | | | | | 7 | 23% | K Canaday | LS | | | | | 11 | 35% |
| B Schwenke | C | | | | | 4 | 13% | B Allen | CB | | | | | 5 | 16% |

2017 TENNESSEE TITANS REGULAR SEASON STATISTICS

Won 6, Lost 4

| Date | W-L | Score | OT | Opponent | Attendance |
|-------|-----|-------|----|------------------|------------|
| 09/10 | L | 16-26 | | Oakland | 69,089 |
| 09/17 | W | 37-16 | | at Jacksonville | 61,709 |
| 09/24 | W | 33-27 | | Seattle | 69,127 |
| 10/01 | L | 14-57 | | at Houston | 71,804 |
| 10/08 | L | 10-16 | | at Miami | 65,135 |
| 10/16 | W | 36-22 | | Indianapolis | 63,888 |
| 10/22 | W | 12-9 | OT | at Cleveland | 59,061 |
| 11/05 | W | 23-20 | | Baltimore | 67,322 |
| 11/12 | W | 24-20 | | Cincinnati | 67,432 |
| 11/16 | L | 17-40 | | at Pittsburgh | 60,703 |
| 11/26 | | | | at Indianapolis | |
| 12/03 | | | | Houston | |
| 12/10 | | | | at Arizona | |
| 12/17 | | | | at San Francisco | |
| 12/24 | | | | L.A. Rams | |
| 12/31 | | | | Jacksonville | |

| Statistic | Tenn. | Opp. |
|--------------------------|----------------|----------------|
| Total First Downs | 185 | 212 |
| Rushing | 59 | 46 |
| Passing | 101 | 151 |
| Penalty | 25 | 15 |
| 3rd Down: Made/Att | 47/131 | 42/126 |
| 3rd Down Pct. | 35.9 | 33.3 |
| 4th Down: Made/Att | 2/4 | 8/13 |
| 4th Down Pct. | 50.0 | 61.5 |
| Possession Avg. | 30:34 | 29:26 |
| Total Net Yards | 3274 | 3304 |
| Avg. Per Game | 327.4 | 330.4 |
| Total Plays | 624 | 653 |
| Avg. Per Play | 5.2 | 5.1 |
| Net Yards Rushing | 1175 | 892 |
| Avg. Per Game | 117.5 | 89.2 |
| Total Rushes | 275 | 251 |
| Net Yards Passing | 2099 | 2412 |
| Avg. Per Game | 209.9 | 241.2 |
| Sacked/Yards Lost | 25/152 | 17/109 |
| Gross Yards | 2251 | 2521 |
| Att./Completions | 324/201 | 385/236 |
| Completion Pct. | 62.0 | 61.3 |
| Had Intercepted | 12 | 9 |
| Punts/Average | 47/51.9 | 48/49.9 |
| Net Punting Avg. | 47/45.6 | 48/44.6 |
| Penalties/Yards | 60/568 | 76/605 |
| Fumbles/Ball Lost | 5/5 | 14/5 |
| Touchdowns | 22 | 28 |
| Rushing | 13 | 4 |
| Passing | 9 | 21 |
| Returns | 0 | 3 |

| Score By Periods | Q1 | Q2 | Q3 | Q4 | OT | PTS |
|------------------|-----------|-----------|-----------|------------|----------|------------|
| Team | 43 | 54 | 64 | 58 | 3 | 222 |
| Opponents | 56 | 58 | 33 | 106 | 0 | 253 |

| Scoring | TD | Rush | Rec | Ret | K-PAT | FG | S | PTS |
|------------------|-----------|-----------|-----------|----------|--------------|--------------|----------|------------|
| Succop | 0 | 0 | 0 | 0 | 21/22 | 23/27 | 0 | 90 |
| Murray | 5 | 4 | 1 | 0 | | | 0 | 30 |
| Mariota | 4 | 4 | 0 | 0 | | | 0 | 24 |
| Henry | 3 | 3 | 0 | 0 | | | 0 | 18 |
| Matthews | 3 | 0 | 3 | 0 | | | 0 | 18 |
| J. Smith | 2 | 0 | 2 | 0 | | | 0 | 12 |
| Decker | 1 | 0 | 1 | 0 | | | 0 | 6 |
| Fowler | 1 | 1 | 0 | 0 | | | 0 | 6 |
| Supernaw | 1 | 0 | 1 | 0 | | | 0 | 6 |
| Taylor | 1 | 0 | 1 | 0 | | | 0 | 6 |
| Walker | 1 | 1 | 0 | 0 | | | 0 | 6 |
| Team | 22 | 13 | 9 | 0 | 21/22 | 23/27 | 0 | 222 |
| Opponents | 28 | 4 | 21 | 3 | 22/26 | 21/21 | 0 | 253 |

2-Pt Conv: TM 0-0, OPP 0-2

Sacks: Morgan 6, Casey 3, Orakpo 2.5, Walden 2, Woodyard 2, Klug 1.5, TM 17, OPP 25 **FUM/Lost:** Cassel 2/2, Davis 1/1, Murray 1/1, Walker 1/1

| Passing | Att | Cmp | Yds | Cmp% | Yds/Att | TD | TD% | Int | Int% | Long | Sack/Lost | Rating |
|------------------|------------|------------|-------------|-------------|-------------|-----------|------------|-----------|------------|------------|---------------|-------------|
| Mariota | 281 | 176 | 2089 | 62.6 | 7.43 | 8 | 2.8 | 10 | 3.6 | 75t | 17/122 | 79.9 |
| Cassel | 42 | 25 | 162 | 59.5 | 3.86 | 1 | 2.4 | 2 | 4.8 | 17 | 8/30 | 55.9 |
| Decker | 1 | 0 | 0 | 0.0 | 0.00 | 0 | 0.0 | 0 | 0.0 | --- | 0/0 | 39.6 |
| Team | 324 | 201 | 2251 | 62.0 | 6.95 | 9 | 2.8 | 12 | 3.7 | 75t | 25/152 | 76.6 |
| Opponents | 385 | 236 | 2521 | 61.3 | 6.55 | 21 | 5.5 | 9 | 2.3 | 70t | 17/109 | 88.9 |

| Rushing | No. | Yds | Avg | Long | TD |
|------------------|------------|-------------|------------|------------|-----------|
| Murray | 117 | 443 | 3.8 | 75t | 4 |
| Henry | 101 | 441 | 4.4 | 72t | 3 |
| Mariota | 37 | 186 | 5.0 | 34t | 4 |
| Jackson | 5 | 55 | 11.0 | 20 | 0 |
| Taylor | 6 | 30 | 5.0 | 17 | 0 |
| Fluellen | 4 | 21 | 5.3 | 10 | 0 |
| Fowler | 2 | 4 | 2.0 | 3t | 1 |
| Walker | 2 | -2 | -1.0 | 1t | 1 |
| Matthews | 1 | -3 | -3.0 | -3 | 0 |
| Team | 275 | 1175 | 4.3 | 75t | 13 |
| Opponents | 251 | 892 | 3.6 | 22 | 4 |

| Receiving | No. | Yds | Avg | Long | TD |
|------------------|------------|-------------|-------------|------------|-----------|
| Walker | 49 | 550 | 11.2 | 42 | 0 |
| Matthews | 41 | 626 | 15.3 | 75t | 3 |
| Decker | 31 | 303 | 9.8 | 27 | 1 |
| Murray | 28 | 192 | 6.9 | 18 | 1 |
| Davis | 16 | 176 | 11.0 | 23 | 0 |
| Taylor | 13 | 208 | 16.0 | 53t | 1 |
| J. Smith | 13 | 127 | 9.8 | 32t | 2 |
| Henry | 6 | 45 | 7.5 | 14 | 0 |
| Supernaw | 3 | 19 | 6.3 | 11t | 1 |
| Weems | 1 | 5 | 5.0 | 5 | 0 |
| Team | 201 | 2251 | 11.2 | 75t | 9 |
| Opponents | 236 | 2521 | 10.7 | 70t | 21 |

| Interceptions | No. | Yds | Avg | Long | TD |
|------------------|----------|------------|-------------|------------|----------|
| Byard | 6 | 100 | 16.7 | 33 | 0 |
| T. Smith | 1 | 14 | 14.0 | 14 | 0 |
| Searcy | 1 | 8 | 8.0 | 8 | 0 |
| Riley | 1 | 2 | 2.0 | 2 | 0 |
| Team | 9 | 124 | 13.8 | 33 | 0 |
| Opponents | 8 | 115 | 14.4 | 26t | 2 |

| Punting | No. | Yds | Avg | Net | TB | In | Lg | B |
|------------------|-----------|-------------|-------------|-------------|----------|-----------|-----------|----------|
| Kern | 47 | 2438 | 51.9 | 45.6 | 5 | 16 | 74 | 0 |
| Team | 47 | 2438 | 51.9 | 45.6 | 5 | 16 | 74 | 0 |
| Opponents | 48 | 2394 | 49.9 | 44.6 | 2 | 14 | 64 | 0 |

| Punt Returns | Ret | FC | Yds | Avg | Long | TD |
|------------------|-----------|----------|------------|------------|-----------|----------|
| Jackson | 20 | 6 | 197 | 9.9 | 46 | 0 |
| Weems | 2 | 0 | 15 | 7.5 | 13 | 0 |
| Team | 22 | 6 | 212 | 9.6 | 46 | 0 |
| Opponents | 26 | 5 | 196 | 7.5 | 23 | 0 |

| Kickoff Returns | No. | Yds | Avg | Long | TD |
|------------------|-----------|------------|-------------|-----------|----------|
| Jackson | 18 | 378 | 21.0 | 48 | 0 |
| Weems | 2 | 18 | 9.0 | 18 | 0 |
| Decker | 1 | 22 | 22.0 | 22 | 0 |
| Team | 21 | 418 | 19.9 | 48 | 0 |
| Opponents | 17 | 471 | 27.7 | 60 | 0 |

| Field Goals | 1-19 | 20-29 | 30-39 | 40-49 | 50+ |
|------------------|------------|------------|------------|--------------|------------|
| Succop | 0/0 | 6/6 | 3/3 | 13/15 | 1/3 |
| Team | 0/0 | 6/6 | 3/3 | 13/15 | 1/3 |
| Opponents | 0/0 | 4/4 | 4/4 | 7/7 | 6/6 |

Succop: (23G,26G,52G,52N) (40G,41G,26G) (24G,37G, 47G,35G) ()
 (45G) (48G,32G,40G,48G,23G) (43G,23G,46G,53N,47G) (48G) (48N,44G)
 (48B,44G)
 OPP: (20G,52G,52G,43G) (43G) () (50G,40G,33G) (41G) (36G,25G,52G)
 (31G,47G,54G) (30G,49G) () (41G,28G, 50G,26G)

TITANS RALLY TO BEAT COLTS, 20-16

BY JIM WYATT
TITANS ONLINE
NOVEMBER 26, 2017

INDIANAPOLIS – After reaching the end zone late in the third quarter on Sunday, tight end Delanie Walker leaned over the football, and pretended to perform CPR.

“It was just meaning, getting the offense going, putting some life back in us to get things going,” Walker said with a smile. “I just thought of it at that moment. I just thought it was a good idea after I scored a touchdown.”

On cue, the Titans came to life after Walker’s celebration.

And in the end they finished off the Colts, rallying from a 10-point deficit to pull out a critical 20-16 win.

It gave the Titans their first series sweep over the Colts since the 2002 season, and their first win ever in Lucas Oil Stadium.

More importantly it improved the team’s record to 7-4. The Titans are once again tied for first atop the AFC South with the Jaguars, who lost to the Cardinals on Sunday.

“This was huge for us,” center Ben Jones said. “We needed to get back on track, and it’s another division win, and that puts us that much closer to where we want to be in the end.”

The Titans didn’t start well here on Sunday against the Colts.

The finish? Well, it was big time.

Titans quarterback Marcus Mariota completed 17-of-25 passes for 184 yards, with a touchdown and two interceptions. It was running back Derrick Henry who played a key role down the stretch, and he finished the game with 79 yards – all of them came during the fourth quarter, when the Titans rallied, and closed the deal.

“Did I look like I was running angry?,” said Henry, who ran with authority down the stretch. “I was just trying to make plays.”

The Titans got a much-needed break late in the third quarter, and cashed it in.

First, the break: Titans safety Kevin Byard recovered a fumble at the Indianapolis 4-yard line late.

Mariota then connected with Walker for a two-yard touchdown, which cut the lead to 16-13 with 1:50 remaining in the third quarter.

“That was the turning point in the game,” Byard said. “I think everyone in the whole stadium knew once that happened, it was a different game.”

After getting a stop on defense, the Titans went to work to take the lead.

A nine-play, 77-yard drive was capped off with a one-yard touchdown run by running back DeMarco Murray, and it gave the Titans a 20-16 lead with 5:59 left.

The Titans defense made plays all game, sacking Colts quarterback Jacoby Brissett eight times in the contest.

Defensive lineman DaQuan Jones had two sacks on the day, while linebackers Brian Orakpo and Derrick Morgan had 1.5 each. Linebackers Wesley Woodyard(1), Avery Williamson (1), Erik Walden (.5) and Jayon Brown (.5) all had sacks as well.

“It was a relentless rush,” coach Mike Mularkey said. “I thought (DC) Dick LeBeau called a great game to get some guys freed up to put the pressure on.”

Up until late, the Titans sputtered on offense.

The Titans took a 3-0 lead midway through the first quarter on a 29-yard field goal by kicker Ryan Succop. It capped off an 11-play, 53-yard drive that included a 17-

yard completion from Mariota to receiver Eric Decker on third-and-seven. The Titans defense forced a three-and-out on the game’s first series, as Jones ended the possession with a sack.

The Titans extended the lead to 6-0 on another Succop field goal, this one from 45 yards.

The Colts tied the game on back-to-back field goals by kicker Adam Vinatieri, and then took a 13-6 lead at the half on a 14-yard touchdown run by running back Frank Gore. Vinatieri’s third field goal of the game made it 16-6 midway through the third quarter.

Mariota and the offense struggled to get on track. Playing without receiver Rishard Matthews (hamstring), the Titans couldn’t finish drives early, and they couldn’t get them started during a long stretch in the middle of the game. Mariota threw two interceptions on what he called “poor throws.”

But the Titans got off the mat when it mattered most.

Mularkey said the play of the defense was huge. Aside from the sacks and the Byard fumble recovery, the Titans stiffened up in the red zone on several occasions, allowing the team to hang around.

Then the Titans found a way to win.

The Titans face the Texans next Sunday at Nissan Stadium. The Titans are now 3-1 vs AFC South opponents.

“This was huge,” defensive lineman Jurrell Casey said. “One, (we) check off the list of coming up here and not winning, so that was huge. And two, we are still in the hunt for the playoffs and making sure the Titans take over this division, and that is what we are trying to get done.

“At the end of the day, we believed in one another. We knew we had 60 minutes, and we always preach: Play 60 minutes of Titans football. And that is what we did today.”

National Football League Game Summary

NFL Copyright © 2017 by The National Football League. All rights reserved. This summary and play-by-play is for the express purpose of assisting media in their coverage of the game; any other use of this material is prohibited without the written permission of the National Football League. Updated: 12/8/2017

Date: Sunday, 11/26/2017

Tennessee Titans at Indianapolis Colts

Start Time: 1:02 PM EST

at Lucas Oil Stadium, Indianapolis, Ind.

Game Day Weather

Game Weather: SunnyTemp: 47° F (8.3° C) Humidity: 51%, Wind: WSW 10 mph

Played Retr. Roof-Open on Turf: ArtificialOutdoor Weather: Sunny, 47 degr. Wind WSW at 10 mph,

Officials

Referee: Wrolstad, Craig (4)Umpire: Schuster, Bill (129)Down Judge: Howey, Jim (37)

Line Judge: Mapp, Julian (10)Field Judge: Zimmer, Steve (33)Side Judge: Lamberth, Jeff (21)

Back Judge: Dyer, Lee (27)Replay Official: Nemmers, Larry (0)

Lineups

| Tennessee Titans | | | | Indianapolis Colts | | | |
|------------------|---------------|---------|-----------------|--------------------|----------------|---------|---------------|
| Offense | | Defense | | Offense | | Defense | |
| WR | 87 E.Decker | DE | 90 D.Jones | WR | 13 T.Hilton | DE | 92 M.Hunt |
| TE | 89 P.Supernaw | NT | 96 S.Williams | LT | 74 A.Castonzo | NT | 99 A.Woods |
| LT | 77 T.Lewan | DT | 99 J.Casey | LG | 67 J.Vujnovich | DT | 95 J.Hankins |
| LG | 67 Q.Spain | OLB | 91 D.Morgan | C | 78 R.Kelly | SLB | 51 J.Simon |
| C | 60 B.Jones | ILB | 59 W.Woodyard | RG | 71 D.Good | MIKE | 44 A.Morrison |
| RG | 64 J.Kline | ILB | 54 A.Williamson | RT | 73 J.Haeg | WILL | 57 J.Bostic |
| RT | 78 J.Conklin | OLB | 98 B.Orakpo | TE | 84 J.Doyle | RUSH | 93 J.Sheard |
| WR | 84 C.Davis | CB | 25 A.Jackson | WR | 10 D.Moncrief | LCB | 30 R.Melvin |
| QB | 8 M.Mariota | SS | 37 J.Cyprien | QB | 7 J.Brissett | SS | 41 M.Farley |
| TE | 81 J.Smith | FS | 31 K.Byard | TE | 85 B.Williams | FS | 32 T.Green |
| RB | 29 D.Murray | CB | 26 L.Ryan | RB | 23 F.Gore | RCB | 35 P.Desir |

Substitutions

K 4 R.Succop, P 6 B.Kern, WR 13 T.Taylor, WR 14 E.Weems, S 21 D.Searcy, RB 22 D.Henry, CB 23 B.McCain, RB 32 D.Fluellen, CB 33 T.Smith, CB 36 L.Sims, S 41 B.Trawick, LS 48 B.Brinkley, LB 50 N.Palmer, LB 53 D.Bates, LB 55 J.Brown, C/G 62 B.Schwenke, G/T 71 D.Kelly, TE 82 D.Walker, WR 83 H.Douglas, OLB 92 K.Dodd, OLB 93 E.Walden, DL 94 A.Johnson, DL 97 K.Klug

Substitutions

P 2 R.Sanchez, K 4 A.Vinatieri, WR 14 M.Hazel, WR 17 K.Aiken, S 20 D.Butler, RB 25 M.Mack, S 26 C.Geathers, CB 27 N.Hairston, CB 28 C.Milton, RB 39 J.Ferguson, CB 42 K.Moore II, TE 45 J.Vander Laan, LS 46 L.Rhodes, ILB 50 A.Walker, OLB 52 B.Mingo, ILB 56 J.Grace, OLB 58 T.Basham, ILB 59 J.George, T 62 L.Clark, C 72 M.Person, WR 80 C.Rogers, DT 90 G.Stewart, NT 94 J.Mbu

Did Not Play

QB 16 M.Cassel

Did Not Play

QB 16 S.Tolzien

Not Active

QB 3 B.Weeden, WR 18 R.Matthews, CB 24 K.Reed, DB 35 C.Riley, FB 45 J.Fowler, G/C 61 C.Levin, DE 95 D.King

Not Active

CB 31 Q.Wilson, RB 34 M.Jones, CB 37 D.White, TE 47 D.Daniels, T 65 T.Burwell, G 68 K.Kalis, DT 91 H.Ridgeway

| Field Goals (made () & missed) | | | | | | |
|---------------------------------|--|-----------|-------------|----|----------------|----|
| R.Succop | | (29) (45) | A.Vinatieri | | (26) (28) (42) | |
| | | | 1 | 2 | 3 | 4 |
| VISITOR: Tennessee Titans | | | 6 | 0 | 7 | 7 |
| HOME: Indianapolis Colts | | | 0 | 13 | 3 | 0 |
| | | | | | | OT |
| | | | | | | 0 |
| | | | | | | 16 |

| Scoring Plays | | | | | | | | |
|-------------------------|-----|-------|--|--|--|--|------------|------|
| Team | Qtr | Time | Play Description (Extra Point) (Drive Info) | | | | Visitor | Home |
| Titans | 1 | 7:54 | R.Succop 29 yd. Field Goal (11-53, 6:09) | | | | 3 | 0 |
| Titans | 1 | 1:52 | R.Succop 45 yd. Field Goal (5-37, 3:23) | | | | 6 | 0 |
| Colts | 2 | 10:05 | A.Vinatieri 26 yd. Field Goal (14-67, 6:47) | | | | 6 | 3 |
| Colts | 2 | 2:07 | A.Vinatieri 28 yd. Field Goal (11-45, 6:25) | | | | 6 | 6 |
| Colts | 2 | 0:38 | F.Gore 14 yd. run (A.Vinatieri kick) (6-34, 1:16) | | | | 6 | 13 |
| Colts | 3 | 6:05 | A.Vinatieri 42 yd. Field Goal (13-55, 6:57) | | | | 6 | 16 |
| Titans | 3 | 1:50 | D.Walker 2 yd. pass from M.Mariota (R.Succop kick) (1-4, 0:25) | | | | 13 | 16 |
| Titans | 4 | 5:59 | D.Murray 1 yd. run (R.Succop kick) (9-77, 5:25) | | | | 20 | 16 |
| Paid Attendance: 62,207 | | | | | | | Time: 2:55 | |

Final Individual Statistics

| Tennessee Titans | | | | | | | | | Indianapolis Colts | | | | | | | | |
|------------------|-----|-----|------|-------|----|------------|-------------|-----------|--------------------|-----|------|---------|-------|-----|------|----|------|
| RUSHING | | | | | | RUSHING | | | | | | RUSHING | | | | | |
| | ATT | YDS | AVG | LG | TD | | | | | | | ATT | YDS | AVG | LG | TD | |
| D.Henry | 13 | 79 | 6.1 | 16 | 0 | F.Gore | | | | | | 17 | 62 | 3.6 | 14 | 1 | |
| D.Murray | 12 | 9 | 0.8 | 12 | 1 | J.Brissett | | | | | | 3 | 16 | 5.3 | 12 | 0 | |
| M.Mariota | 3 | 4 | 1.3 | 6 | 0 | M.Mack | | | | | | 4 | 11 | 2.8 | 5 | 0 | |
| Total | 28 | 92 | 3.3 | 16 | 1 | Total | | | | | | 24 | 89 | 3.7 | 14 | 1 | |
| PASSING | | | | | | | | | PASSING | | | | | | | | |
| | ATT | CMP | YDS | SK/YD | TD | LG | IN | RT | | ATT | CMP | YDS | SK/YD | TD | LG | IN | RT |
| M.Mariota | 25 | 17 | 184 | 0/0 | 1 | 37 | 2 | 69.4 | J.Brissett | 29 | 17 | 196 | 8/31 | 0 | 26 | 0 | 79.1 |
| Total | 25 | 17 | 184 | 0/0 | 1 | 37 | 2 | 69.4 | Total | 29 | 17 | 196 | 8/31 | 0 | 26 | 0 | 79.1 |
| PASS RECEIVING | | | | | | | | | PASS RECEIVING | | | | | | | | |
| | TAR | REC | YDS | AVG | LG | TD | | | | TAR | REC | YDS | AVG | LG | TD | | |
| D.Walker | 5 | 4 | 63 | 15.8 | 37 | 1 | J.Doyle | | | 8 | 7 | 94 | 13.4 | 26 | 0 | | |
| C.Davis | 4 | 4 | 39 | 9.8 | 19 | 0 | C.Rogers | | | 4 | 3 | 34 | 11.3 | 19 | 0 | | |
| D.Murray | 4 | 3 | 33 | 11.0 | 16 | 0 | M.Mack | | | 2 | 2 | 20 | 10.0 | 16 | 0 | | |
| E.Decker | 4 | 3 | 23 | 7.7 | 17 | 0 | F.Gore | | | 5 | 2 | 17 | 8.5 | 11 | 0 | | |
| D.Henry | 2 | 1 | 10 | 10.0 | 10 | 0 | T.Hilton | | | 5 | 2 | 15 | 7.5 | 9 | 0 | | |
| H.Douglas | 3 | 1 | 8 | 8.0 | 8 | 0 | D.Moncrief | | | 3 | 1 | 16 | 16.0 | 16 | 0 | | |
| T.Taylor | 2 | 1 | 8 | 8.0 | 8 | 0 | | | | | | | | | | | |
| Total | 24 | 17 | 184 | 10.8 | 37 | 1 | Total | | | 27 | 17 | 196 | 11.5 | 26 | 0 | | |
| INTERCEPTIONS | | | | | | | | | INTERCEPTIONS | | | | | | | | |
| | NO | YDS | AVG | LG | TD | | | | | NO | YDS | AVG | LG | TD | | | |
| | | | | | | N.Hairston | | | | 1 | 10 | 10.0 | 10 | 0 | | | |
| | | | | | | R.Melvin | | | | 1 | 0 | 0.0 | 0 | 0 | | | |
| Total | 0 | 0 | 0 | 0 | 0 | Total | | | | 2 | 10 | 5.0 | 10 | 0 | | | |
| PUNTING | | | | | | | | | PUNTING | | | | | | | | |
| | NO | YDS | AVG | NET | TB | IN20 | LG | | | NO | YDS | AVG | NET | TB | IN20 | LG | |
| B.Kern | 3 | 139 | 46.3 | 46.3 | 0 | 1 | 58 | R.Sanchez | 5 | 235 | 47.0 | 45.6 | 0 | 1 | 54 | | |
| Total | 3 | 139 | 46.3 | 46.3 | 0 | 1 | 58 | Total | 5 | 235 | 47.0 | 45.6 | 0 | 1 | 54 | | |
| PUNT RETURNS | | | | | | | | | PUNT RETURNS | | | | | | | | |
| | NO | YDS | AVG | FC | LG | TD | | | | NO | YDS | AVG | FC | LG | TD | | |
| A.Jackson | 2 | 7 | 3.5 | 1 | 7 | 0 | C.Rogers | | | 1 | 0 | 0.0 | 1 | 0 | 0 | | |
| [DOWNED] | 2 | 0 | 0.0 | 0 | 0 | 0 | [DOWNED] | | | 1 | 0 | 0.0 | 0 | 0 | 0 | | |
| Total | 2 | 7 | 3.5 | 1 | 7 | 0 | Total | | | 1 | 0 | 0.0 | 1 | 0 | 0 | | |
| KICKOFF RETURNS | | | | | | | | | KICKOFF RETURNS | | | | | | | | |
| | NO | YDS | AVG | FC | LG | TD | | | | NO | YDS | AVG | FC | LG | TD | | |
| A.Jackson | 1 | 15 | 15.0 | 0 | 15 | 0 | [TOUCHBACK] | | | 5 | 0 | 0.0 | 0 | 0 | 0 | | |
| [TOUCHBACK] | 4 | 0 | 0.0 | 0 | 0 | 0 | | | | | | | | | | | |
| Total | 1 | 15 | 15.0 | 0 | 15 | 0 | Total | | | 0 | 0 | 0.0 | 0 | 0 | 0 | | |

Tennessee Titans

| FUMBLES | FUM | LOST | OWN-REC | YDS | TD | FORCED | OPP-REC | YDS | TD | OUT-BDS |
|---------|-----|------|---------|-----|----|--------|---------|-----|----|---------|
| K.Byard | 0 | 0 | 0 | 0 | 0 | 0 | 1 | 0 | 0 | 0 |
| Total | 0 | 0 | 0 | 0 | 0 | 0 | 1 | 0 | 0 | 0 |

Indianapolis Colts

| FUMBLES | FUM | LOST | OWN-REC | YDS | TD | FORCED | OPP-REC | YDS | TD | OUT-BDS |
|------------|-----|------|---------|-----|----|--------|---------|-----|----|---------|
| J.Brissett | 2 | 1 | 1 | -13 | 0 | 0 | 0 | 0 | 0 | 0 |
| Total | 2 | 1 | 1 | -13 | 0 | 0 | 0 | 0 | 0 | 0 |

Tennessee Titans vs Indianapolis Colts
11/26/2017 at Lucas Oil Stadium

Final Team Statistics

| | Visitor Titans | Home Colts |
|---|-------------------|---------------|
| TOTAL FIRST DOWNS | 19 | 15 |
| By Rushing | 7 | 4 |
| By Passing | 9 | 10 |
| By Penalty | 3 | 1 |
| THIRD DOWN EFFICIENCY | 3-8-38% | 6-14-43% |
| FOURTH DOWN EFFICIENCY | 0-0-0% | 0-0-0% |
| TOTAL NET YARDS | 276 | 254 |
| Total Offensive Plays (inc. times thrown passing) | 53 | 61 |
| Average gain per offensive play | 5.2 | 4.2 |
| NET YARDS RUSHING | 92 | 89 |
| Total Rushing Plays | 28 | 24 |
| Average gain per rushing play | 3.3 | 3.7 |
| Tackles for a loss-number and yards | 5-16 | 2-4 |
| NET YARDS PASSING | 184 | 165 |
| Times thrown - yards lost attempting to pass | 0-0 | 8-31 |
| Gross yards passing | 184 | 196 |
| PASS ATTEMPTS-COMPLETIONS-HAD INTERCEPTED | 25-17-2 | 29-17-0 |
| Avg gain per pass play (inc.# thrown passing) | 7.4 | 4.5 |
| KICKOFFS Number-In End Zone-Touchbacks | 5-5-5 | 5-4-4 |
| PUNTS Number and Average | 3-46.3 | 5-47.0 |
| Had Blocked | 0 | 0 |
| FGs - PATs Had Blocked | 0-0 | 0-0 |
| Net Punting Average | 46.3 | 45.6 |
| TOTAL RETURN YARDAGE (Not Including Kickoffs) | 7 | 10 |
| No. and Yards Punt Returns | 2-7 | 1-0 |
| No. and Yards Kickoff Returns | 1-15 | 0-0 |
| No. and Yards Interception Returns | 0-0 | 2-10 |
| PENALTIES Number and Yards | 2-15 | 9-67 |
| FUMBLES Number and Lost | 0-0 | 2-1 |
| TOUCHDOWNS | 2 | 1 |
| Rushing | 1 | 1 |
| Passing | 1 | 0 |
| EXTRA POINTS Made-Attempts | 2-2 | 1-1 |
| Kicking Made-Attempts | 2-2 | 1-1 |
| FIELD GOALS Made-Attempts | 2-2 | 3-3 |
| RED ZONE EFFICIENCY | 2-4-50% | 1-4-25% |
| GOAL TO GO EFFICIENCY | 2-2-100% | 0-2-0% |
| SAFETIES | 0 | 0 |
| FINAL SCORE | 20 | 16 |
| TIME OF POSSESSION | 28:38 | 31:22 |

Tennessee Titans vs Indianapolis Colts
11/26/2017 at Lucas Oil Stadium

Ball Possession And Drive Chart

Tennessee Titans

| # | Time Recd | Time Lost | Time Poss | How Ball Obtained | Drive Began | # Play | Yds Gain | Yds Pen | Net Yds | 1st Down | Last Scrm | How Given Up |
|----|-----------|-----------|-----------|-------------------|-------------|--------|----------|---------|---------|----------|-----------|--------------|
| 1 | 14:03 | 7:54 | 6:09 | Punt | TEN 36 | 11 | 48 | 5 | 53 | 3 | * IND 11 | Field Goal |
| 2 | 5:15 | 1:52 | 3:23 | Punt | TEN 36 | 5 | 47 | -10 | 37 | 1 | IND 27 | Field Goal |
| 3 | 10:05 | 8:32 | 1:33 | Kickoff | TEN 25 | 4 | 14 | 0 | 14 | 1 | TEN 39 | Interception |
| 4 | 2:07 | 1:54 | 0:13 | Kickoff | TEN 25 | 2 | 0 | 0 | 0 | 0 | TEN 25 | Interception |
| 5 | 0:38 | 0:00 | 0:38 | Kickoff | TEN 25 | 1 | -2 | 0 | -2 | 0 | TEN 25 | End of Half |
| 6 | 15:00 | 13:02 | 1:58 | Kickoff | TEN 25 | 3 | 3 | 0 | 3 | 0 | TEN 28 | Punt |
| 7 | 6:05 | 2:57 | 3:08 | Kickoff | TEN 21 | 6 | 32 | 0 | 32 | 1 | IND 47 | Punt |
| 8 | 2:15 | 1:50 | 0:25 | Fumble | IND 4 | 1 | 2 | 2 | 4 | 1 | * IND 2 | Touchdown |
| 9 | 14:42 | 12:50 | 1:52 | Punt | TEN 2 | 4 | 16 | 0 | 16 | 1 | TEN 18 | Punt |
| 10 | 11:24 | 5:59 | 5:25 | Punt | TEN 23 | 9 | 72 | 5 | 77 | 7 | * IND 1 | Touchdown |
| 11 | 3:54 | 0:00 | 3:54 | Punt | TEN 28 | 9 | 44 | 20 | 64 | 4 | * IND 7 | End of Game |

(342) Average TEN 31

Indianapolis Colts

| # | Time Recd | Time Lost | Time Poss | How Ball Obtained | Drive Began | # Play | Yds Gain | Yds Pen | Net Yds | 1st Down | Last Scrm | How Given Up |
|----|-----------|-----------|-----------|-------------------|-------------|--------|----------|---------|---------|----------|-----------|--------------|
| 1 | 15:00 | 14:03 | 0:57 | Kickoff | IND 25 | 3 | -8 | 0 | -8 | 0 | IND 17 | Punt |
| 2 | 7:54 | 5:15 | 2:39 | Kickoff | IND 25 | 3 | 5 | -10 | -5 | 0 | IND 20 | Punt |
| 3 | 1:52 | 10:05 | 6:47 | Kickoff | IND 25 | 14 | 62 | 5 | 67 | 5 | * TEN 8 | Field Goal |
| 4 | 8:32 | 2:07 | 6:25 | Interception | IND 45 | 11 | 50 | -5 | 45 | 3 | * TEN 10 | Field Goal |
| 5 | 1:54 | 0:38 | 1:16 | Interception | TEN 34 | 6 | 34 | 0 | 34 | 2 | * TEN 14 | Touchdown |
| 6 | 13:02 | 6:05 | 6:57 | Punt | IND 21 | 13 | 55 | 0 | 55 | 4 | * TEN 24 | Field Goal |
| 7 | 2:57 | 2:15 | 0:42 | Punt | IND 17 | 2 | -13 | 0 | -13 | 0 | IND 17 | Fumble |
| 8 | 1:50 | 14:42 | 2:08 | Kickoff | IND 25 | 5 | 31 | 0 | 31 | 1 | TEN 44 | Punt |
| 9 | 12:50 | 11:24 | 1:26 | Punt | IND 24 | 3 | 8 | 0 | 8 | 0 | IND 32 | Punt |
| 10 | 5:59 | 3:54 | 2:05 | Kickoff | IND 25 | 4 | 17 | -20 | -3 | 0 | IND 22 | Punt |

(298) Average IND 30

* inside opponent's 20

Time of Possession by Quarter

| Visitor | Home | 1st | 2nd | 3rd | 4th | OT | Total |
|------------------|--------------------|------|-------|------|-------|----|-------|
| Tennessee Titans | Indianapolis Colts | 9:32 | 2:24 | 5:31 | 11:11 | | 28:38 |
| | | 5:28 | 12:36 | 9:29 | 3:49 | | 31:22 |

Kickoff Drive No.-Start Average

Titans: 5 - TEN 24 Colts: 5 - IND 25

Tennessee Titans vs Indianapolis Colts
11/26/2017 at Lucas Oil Stadium

Final Defensive Statistics

| Tennessee Titans | Regular Defensive Plays | | | | | | | | | | | | Special Teams | | | | | Misc | | | |
|------------------|-------------------------|-----------|-----------|----------|-----------|----------|-----------|----------|----------|----------|----------|--|---------------|----------|----------|----------|----------|----------|----------|----------|----------|
| | TKL | AST | COMB | SK | / YDS | TFL | Q | IN | PD | FF | FR | | TKL | AST | FF | FR | BL | TKL | AST | FF | FR |
| A.Williamson | 2 | 7 | 9 | 1 | 0 | 0 | 1 | 0 | 0 | 0 | 0 | | 0 | 0 | 0 | 0 | 0 | 0 | 0 | 0 | 0 |
| W.Woodyard | 5 | 3 | 8 | 1 | 0 | 0 | 1 | 0 | 0 | 0 | 0 | | 0 | 0 | 0 | 0 | 0 | 0 | 0 | 0 | 0 |
| J.Cyprien | 4 | 1 | 5 | 0 | 0 | 0 | 0 | 0 | 0 | 0 | 0 | | 0 | 0 | 0 | 0 | 0 | 0 | 0 | 0 | 0 |
| K.Byard | 3 | 2 | 5 | 0 | 0 | 0 | 0 | 0 | 0 | 0 | 1 | | 0 | 0 | 0 | 0 | 0 | 0 | 0 | 0 | 0 |
| D.Jones | 3 | 1 | 4 | 2 | 9 | 3 | 3 | 0 | 0 | 0 | 0 | | 0 | 0 | 0 | 0 | 0 | 0 | 0 | 0 | 0 |
| B.Orakpo | 2 | 2 | 4 | 1.5 | 13 | 1 | 2 | 0 | 0 | 0 | 0 | | 0 | 0 | 0 | 0 | 0 | 0 | 0 | 0 | 0 |
| D.Morgan | 1 | 3 | 4 | 1 | 5.5 | 0 | 2 | 0 | 0 | 0 | 0 | | 0 | 0 | 0 | 0 | 0 | 0 | 0 | 0 | 0 |
| E.Walden | 2 | 1 | 3 | 1 | 2 | 1 | 1 | 0 | 0 | 0 | 0 | | 0 | 0 | 0 | 0 | 0 | 0 | 0 | 0 | 0 |
| L.Ryan | 2 | 1 | 3 | 0 | 0 | 0 | 0 | 0 | 0 | 0 | 0 | | 0 | 0 | 0 | 0 | 0 | 0 | 0 | 0 | 0 |
| D.Searcy | 2 | 0 | 2 | 0 | 0 | 0 | 0 | 0 | 0 | 0 | 0 | | 0 | 0 | 0 | 0 | 0 | 0 | 0 | 0 | 0 |
| J.Brown | 1 | 1 | 2 | 0.5 | 1.5 | 0 | 1 | 0 | 0 | 0 | 0 | | 0 | 0 | 0 | 0 | 0 | 0 | 0 | 0 | 0 |
| J.Casey | 1 | 1 | 2 | 0 | 0 | 0 | 1 | 0 | 0 | 0 | 0 | | 0 | 0 | 0 | 0 | 0 | 0 | 0 | 0 | 0 |
| S.Williams | 1 | 1 | 2 | 0 | 0 | 0 | 0 | 0 | 0 | 0 | 0 | | 0 | 0 | 0 | 0 | 0 | 0 | 0 | 0 | 0 |
| A.Jackson | 1 | 1 | 2 | 0 | 0 | 0 | 0 | 0 | 0 | 0 | 0 | | 0 | 0 | 0 | 0 | 0 | 0 | 0 | 0 | 0 |
| A.Johnson | 1 | 0 | 1 | 0 | 0 | 0 | 0 | 0 | 0 | 0 | 0 | | 0 | 0 | 0 | 0 | 0 | 0 | 0 | 0 | 0 |
| L.Sims | 1 | 0 | 1 | 0 | 0 | 0 | 0 | 0 | 0 | 0 | 0 | | 0 | 0 | 0 | 0 | 0 | 0 | 0 | 0 | 0 |
| K.Klug | 1 | 0 | 1 | 0 | 0 | 0 | 0 | 0 | 0 | 0 | 0 | | 0 | 0 | 0 | 0 | 0 | 0 | 0 | 0 | 0 |
| K.Dodd | 0 | 1 | 1 | 0 | 0 | 0 | 0 | 0 | 0 | 0 | 0 | | 0 | 0 | 0 | 0 | 0 | 0 | 0 | 0 | 0 |
| H.Douglas | 0 | 0 | 0 | 0 | 0 | 0 | 0 | 0 | 0 | 0 | 0 | | 0 | 0 | 0 | 0 | 0 | 1 | 0 | 0 | 0 |
| C.Davis | 0 | 0 | 0 | 0 | 0 | 0 | 0 | 0 | 0 | 0 | 0 | | 0 | 0 | 0 | 0 | 0 | 1 | 0 | 0 | 0 |
| Total | 33 | 26 | 59 | 8 | 31 | 5 | 12 | 0 | 0 | 0 | 1 | | 0 | 0 | 0 | 0 | 0 | 2 | 0 | 0 | 0 |

TKL = Tackle AST = Assist COMB = Combined QH=QB Hit IN = Interception PD = Pass Defense FF = Forced Fumble FR = Fumble Recovery

| Indianapolis Colts | Regular Defensive Plays | | | | | | | | | | | | Special Teams | | | | | Misc | | | |
|--------------------|-------------------------|-----------|-----------|----------|----------|----------|----------|----------|----------|----------|----------|--|---------------|----------|----------|----------|----------|----------|----------|----------|----------|
| | TKL | AST | COMB | SK | / YDS | TFL | QH | IN | PD | FF | FR | | TKL | AST | FF | FR | BL | TKL | AST | FF | FR |
| J.Bostic | 5 | 5 | 10 | 0 | 0 | 0 | 0 | 0 | 0 | 0 | 0 | | 0 | 0 | 0 | 0 | 0 | 0 | 0 | 0 | 0 |
| P.Desir | 5 | 2 | 7 | 0 | 0 | 0 | 0 | 0 | 0 | 0 | 0 | | 0 | 0 | 0 | 0 | 0 | 0 | 0 | 0 | 0 |
| A.Morrison | 4 | 2 | 6 | 0 | 0 | 0 | 0 | 0 | 1 | 0 | 0 | | 0 | 0 | 0 | 0 | 0 | 0 | 0 | 0 | 0 |
| N.Hairston | 3 | 2 | 5 | 0 | 0 | 0 | 0 | 1 | 2 | 0 | 0 | | 0 | 0 | 0 | 0 | 0 | 0 | 0 | 0 | 0 |
| A.Woods | 1 | 3 | 4 | 0 | 0 | 1 | 0 | 0 | 0 | 0 | 0 | | 0 | 0 | 0 | 0 | 0 | 0 | 0 | 0 | 0 |
| J.Hankins | 0 | 4 | 4 | 0 | 0 | 0 | 0 | 0 | 0 | 0 | 0 | | 0 | 0 | 0 | 0 | 0 | 0 | 0 | 0 | 0 |
| K.Moore II | 3 | 0 | 3 | 0 | 0 | 0 | 0 | 0 | 0 | 0 | 0 | | 1 | 0 | 0 | 0 | 0 | 0 | 0 | 0 | 0 |
| B.Mingo | 1 | 2 | 3 | 0 | 0 | 0 | 0 | 0 | 0 | 0 | 0 | | 0 | 0 | 0 | 0 | 0 | 0 | 0 | 0 | 0 |
| J.Sheard | 2 | 0 | 2 | 0 | 0 | 0 | 0 | 0 | 0 | 0 | 0 | | 0 | 0 | 0 | 0 | 0 | 0 | 0 | 0 | 0 |
| M.Hunt | 1 | 1 | 2 | 0 | 0 | 1 | 0 | 0 | 1 | 0 | 0 | | 0 | 0 | 0 | 0 | 0 | 0 | 0 | 0 | 0 |
| G.Stewart | 1 | 1 | 2 | 0 | 0 | 0 | 0 | 0 | 0 | 0 | 0 | | 0 | 0 | 0 | 0 | 0 | 0 | 0 | 0 | 0 |
| M.Farley | 1 | 1 | 2 | 0 | 0 | 0 | 0 | 0 | 0 | 0 | 0 | | 0 | 0 | 0 | 0 | 0 | 0 | 0 | 0 | 0 |
| J.George | 1 | 0 | 1 | 0 | 0 | 0 | 0 | 0 | 0 | 0 | 0 | | 0 | 0 | 0 | 0 | 0 | 0 | 0 | 0 | 0 |
| J.Simon | 1 | 0 | 1 | 0 | 0 | 0 | 0 | 0 | 0 | 0 | 0 | | 0 | 0 | 0 | 0 | 0 | 0 | 0 | 0 | 0 |
| T.Green | 0 | 1 | 1 | 0 | 0 | 0 | 0 | 0 | 0 | 0 | 0 | | 0 | 0 | 0 | 0 | 0 | 0 | 0 | 0 | 0 |
| R.Melvin | 0 | 0 | 0 | 0 | 0 | 0 | 0 | 1 | 1 | 0 | 0 | | 0 | 0 | 0 | 0 | 0 | 0 | 0 | 0 | 0 |
| D.Butler | 0 | 0 | 0 | 0 | 0 | 0 | 0 | 0 | 1 | 0 | 0 | | 0 | 0 | 0 | 0 | 0 | 0 | 0 | 0 | 0 |
| C.Milton | 0 | 0 | 0 | 0 | 0 | 0 | 0 | 0 | 0 | 0 | 0 | | 2 | 0 | 0 | 0 | 0 | 0 | 0 | 0 | 0 |
| D.Moncrief | 0 | 0 | 0 | 0 | 0 | 0 | 0 | 0 | 0 | 0 | 0 | | 0 | 0 | 0 | 0 | 0 | 1 | 0 | 0 | 0 |
| J.Brissett | 0 | 0 | 0 | 0 | 0 | 0 | 0 | 0 | 0 | 0 | 0 | | 0 | 0 | 0 | 0 | 0 | 0 | 0 | 0 | 1 |
| Total | 29 | 24 | 53 | 0 | 0 | 2 | 0 | 2 | 6 | 0 | 0 | | 3 | 0 | 0 | 0 | 0 | 1 | 0 | 0 | 1 |

Play By Play

First Quarter

11/26/2017

TEN wins the coin toss and elects to defer. IND elects to Receive, and TEN elects to defend the north goal.

R.Succop kicks 65 yards from TEN 35 to end zone, Touchback.

Indianapolis Colts at 15:00

- 1-10-IND 25 (15:00) (Run formation) J.Brissett pass incomplete short right to T.Hilton.
- 2-10-IND 25 (14:57) (Run formation) J.Brissett pass incomplete short right to F.Gore.
- 3-10-IND 25 (14:53) (Shotgun) J.Brissett sacked at IND 17 for -8 yards (D.Jones).
- 4-18-IND 17 (14:16) (Punt formation) R.Sanchez punts 54 yards to TEN 29, Center-L.Rhodes. A.Jackson to TEN 36 for 7 yards (K.Moore II).

Tennessee Titans at 14:03

- 1-10-TEN 36 (14:03) (Run formation) D.Murray up the middle to TEN 39 for 3 yards (J.Bostic).
- 2-7-TEN 39 (13:36) (Run formation) D.Murray up the middle to TEN 40 for 1 yard (A.Morrison).
- 3-6-TEN 40 (12:53) (Shotgun) M.Mariota pass short right to E.Decker to IND 43 for 17 yards (N.Hairston). P1
- 1-10-IND 43 (12:13) (Run formation) D.Kelly reported in as eligible. D.Henry right tackle to IND 44 for -1 yards (A.Woods; J.Hankins).
- 2-11-IND 44 (11:34) (Shotgun) M.Mariota pass incomplete short left to D.Murray.
- 3-11-IND 44 (11:28) (Shotgun) M.Mariota sacked at TEN 48 for -8 yards (C.Geathers).
- PENALTY on IND-R.Melvin, Defensive Holding, 5 yards, enforced at IND 44 - No Play. X2
- 1-10-IND 39 (11:00) (Run formation) M.Mariota scrambles right end ran ob at IND 33 for 6 yards (J.Bostic).
- 2-4-IND 33 (10:23) (Shotgun) M.Mariota pass short left to D.Walker pushed ob at IND 19 for 14 yards (B.Mingo). TEN-D.Walker was injured during the play. P3
- 1-10-IND 19 (9:59) (Run formation) D.Kelly reported in as eligible. D.Henry right end pushed ob at IND 18 for 1 yard (J.Sheard).
- 2-9-IND 18 (9:23) (Run formation) D.Kelly reported in as eligible. D.Murray right tackle to IND 21 for -3 yards (A.Woods).
- 3-12-IND 21 (8:42) (Shotgun) M.Mariota pass short middle to D.Walker to IND 11 for 10 yards (N.Hairston).
- 4-2-IND 11 (7:58) (Field Goal formation) R.Succop 29 yard field goal is GOOD, Center-B.Brinkley, Holder-B.Kern.

TEN 3 IND 0, 11 plays, 53 yards, 1 penalty, 6:09 drive, 7:06 elapsed

R.Succop kicks 65 yards from TEN 35 to end zone, Touchback.

Indianapolis Colts at 7:54

- 1-10-IND 25 (7:54) (Run formation) F.Gore up the middle to IND 22 for -3 yards (D.Jones).
- 2-13-IND 22 (7:19) (Shotgun) J.Brissett scrambles right tackle to IND 26 for 4 yards (L.Ryan).
- PENALTY on IND-A.Castonzo, Offensive Holding, 10 yards, enforced at IND 22 - No Play.
- 2-23-IND 12 (6:52) (Shotgun) J.Brissett pass short right to F.Gore to IND 23 for 11 yards (L.Ryan).
- 3-12-IND 23 (6:08) (Shotgun) J.Brissett sacked at IND 20 for -3 yards (sack split by J.Brown and D.Morgan).
- 4-15-IND 20 (5:27) (Punt formation) R.Sanchez punts 44 yards to TEN 36, Center-L.Rhodes, downed by IND-A.Walker.

Tennessee Titans at 5:15

- 1-10-TEN 36 (5:15) (Run formation) M.Mariota pass deep left to D.Walker to IND 27 for 37 yards (P.Desir). P4
- 1-10-IND 27 (4:33) (Shotgun) D.Kelly reported in as eligible. D.Henry up the middle to IND 27 for no gain (G.Stewart; B.Mingo).
- 2-10-IND 27 (3:51) (Shotgun) D.Murray up the middle to IND 25 for 2 yards (J.Bostic; J.Hankins). TEN-T.Lewan was injured during the play.
- 3-8-IND 25 (3:09) (Shotgun) M.Mariota pass short left to D.Walker to IND 18 for 7 yards (J.George).
- PENALTY on TEN-D.Walker, Offensive Pass Interference, 10 yards, enforced at IND 25 - No Play.
- 3-18-IND 35 (2:41) (Shotgun) M.Mariota pass short middle to T.Taylor to IND 27 for 8 yards (J.George).
- 4-10-IND 27 (1:57) (Field Goal formation) R.Succop 45 yard field goal is GOOD, Center-B.Brinkley, Holder-B.Kern.

TEN 6 IND 0, 5 plays, 37 yards, 3:23 drive, 13:08 elapsed

R.Succop kicks 65 yards from TEN 35 to end zone, Touchback.

Indianapolis Colts at 1:52

- 1-10-IND 25 (1:52) (Run formation) M.Mack up the middle to IND 25 for no gain (A.Johnson).
- 2-10-IND 25 (1:22) (Shotgun) M.Mack right tackle to IND 29 for 4 yards (A.Williamson).
- 3-6-IND 29 (:46) (Shotgun) J.Brissett pass short left to T.Hilton ran ob at IND 38 for 9 yards. P1
- 1-10-IND 38 (:20) (Run formation) J.Brissett pass short right to M.Mack pushed ob at IND 42 for 4 yards (K.Byard) [J.Casey].

END OF QUARTER

| | Score | Time Poss | First Downs | | | | Efficiencies | |
|--------------------|-------|-----------|-------------|---|---|---|--------------|--------|
| | | | R | P | X | T | 3 Down | 4 Down |
| Tennessee Titans | 6 | 9:32 | 0 | 3 | 1 | 4 | 1/3 | 0/0 |
| Indianapolis Colts | 0 | 5:28 | 0 | 1 | 0 | 1 | 1/3 | 0/0 |

Play By Play

Second Quarter

11/26/2017

Indianapolis Colts continued.

| | | |
|--------------------|---|----|
| 2-6-IND 42 | (15:00) (Shotgun) J.Brissett sacked at IND 40 for -2 yards (E.Walden). | |
| 3-8-IND 40 | (14:25) (Shotgun) J.Brissett sacked at IND 32 for -8 yards (D.Morgan). FUMBLES (D.Morgan), recovered by IND-R.Kelly at IND 34. R.Kelly to IND 34 for no gain (W.Woodyard). PENALTY on TEN-L.Ryan, Illegal Use of Hands, 5 yards, enforced at IND 40 - No Play. | X2 |
| <u>1-10-IND 45</u> | (14:04) (Run formation) M.Mack left tackle to IND 47 for 2 yards (A.Williamson; S.Williams). | |
| 2-8-IND 47 | (13:31) (Shotgun) J.Brissett pass short left to J.Doyle to TEN 33 for 20 yards (D.Searcy). | P3 |
| <u>1-10-TEN 33</u> | (12:54) (Run formation) J.Brissett scrambles right end pushed ob at TEN 21 for 12 yards (K.Byard). | R4 |
| <u>1-10-TEN 21</u> | (12:09) (Shotgun) M.Mack left end to TEN 16 for 5 yards (L.Ryan). | |
| 2-5-TEN 16 | (11:34) (Shotgun) Direct snap to F.Gore. F.Gore right tackle to TEN 8 for 8 yards (D.Searcy). | R5 |
| <u>1-8-TEN 8</u> | (10:59) (Run formation) F.Gore up the middle to TEN 8 for no gain (A.Williamson; K.Dodd). | |
| 2-8-TEN 8 | (10:21) (Shotgun) J.Brissett pass incomplete short right to J.Doyle. | |
| 3-8-TEN 8 | (10:16) (Shotgun) J.Brissett pass incomplete short right. | |
| 4-8-TEN 8 | (10:09) (Field Goal formation) A.Vinatieri 26 yard field goal is GOOD, Center-L.Rhodes, Holder-R.Sanchez. | |

TEN 6 IND 3, 14 plays, 67 yards, 1 penalty, 6:47 drive, 4:55 elapsed

R.Sanchez kicks 65 yards from IND 35 to end zone, Touchback.

Tennessee Titans at 10:05

| | | |
|--------------------|--|----|
| 1-10-TEN 25 | (10:05) (Shotgun) D.Murray up the middle to TEN 26 for 1 yard (J.Bostic; A.Woods). | |
| 2-9-TEN 26 | (9:38) (Shotgun) M.Mariota pass short left to C.Davis to TEN 38 for 12 yards (P.Desir). | P5 |
| <u>1-10-TEN 38</u> | (9:14) (Shotgun) D.Murray up the middle to TEN 39 for 1 yard (A.Woods; J.Hankins). | |
| 2-9-TEN 39 | (8:38) (No Huddle, Shotgun) M.Mariota pass deep right intended for H.Douglas INTERCEPTED by R.Melvin at IND 45. R.Melvin to IND 45 for no gain (H.Douglas). The Replay Official reviewed the pass interception ruling, and the play was Upheld. The ruling on the field stands. | |

Indianapolis Colts at 8:32

| | | |
|--------------------|--|----|
| 1-10-IND 45 | (8:32) (Run formation) J.Brissett sacked at IND 45 for 0 yards (W.Woodyard). | |
| 2-10-IND 45 | (7:54) (Shotgun) F.Gore left tackle to IND 48 for 3 yards (W.Woodyard; J.Casey). | |
| 3-7-IND 48 | (7:15) (Shotgun) J.Brissett pass short middle to J.Doyle to TEN 40 for 12 yards (E.Walden). | P6 |
| <u>1-10-TEN 40</u> | (6:36) (Run formation) J.Brissett sacked at TEN 41 for -1 yards (D.Jones). Timeout #1 by IND at 05:48. | |
| 2-11-TEN 41 | (5:48) (Shotgun) J.Brissett pass short right to M.Mack to TEN 25 for 16 yards (W.Woodyard). | P7 |
| <u>1-10-TEN 25</u> | (5:06) (Pass formation) PENALTY on IND-C.Rogers, False Start, 5 yards, enforced at TEN 25 - No Play. | |
| 1-15-TEN 30 | (4:49) (Shotgun) F.Gore left guard to TEN 25 for 5 yards (J.Cyprien). | |
| 2-10-TEN 25 | (4:06) (Shotgun) J.Brissett pass short left to D.Moncrief to TEN 9 for 16 yards (L.Sims). Tennessee challenged the pass completion ruling, and the play was Upheld. The ruling on the field stands. (Timeout #1.) | P8 |
| <u>1-9-TEN 9</u> | (3:41) (Shotgun) J.Brissett sacked at TEN 17 for -8 yards (sack split by B.Orakpo and D.Morgan). | |
| 2-17-TEN 17 | (3:00) (Shotgun) J.Brissett pass short right to C.Rogers to TEN 10 for 7 yards (A.Jackson; K.Byard). | |
| 3-10-TEN 10 | (2:15) (Shotgun) J.Brissett pass incomplete short middle to D.Moncrief. | |
| 4-10-TEN 10 | (2:11) (Field Goal formation) A.Vinatieri 28 yard field goal is GOOD, Center-L.Rhodes, Holder-R.Sanchez. | |

TEN 6 IND 6, 11 plays, 45 yards, 6:25 drive, 12:53 elapsed

R.Sanchez kicks 65 yards from IND 35 to end zone, Touchback.

Tennessee Titans at 2:07

| | | |
|-------------|--|--|
| 1-10-TEN 25 | (2:07) (Shotgun) M.Mariota pass incomplete short right to E.Decker. | |
| 2-10-TEN 25 | (2:03) (Shotgun) M.Mariota pass deep left intended for T.Taylor INTERCEPTED by N.Hairston (D.Butler) at TEN 44. N.Hairston to TEN 34 for 10 yards (C.Davis). | |

Two-Minute Warning

Indianapolis Colts at 1:54

| | | |
|--------------------|--|----|
| 1-10-TEN 34 | (1:54) (Run formation) F.Gore right tackle to TEN 31 for 3 yards (K.Klug). | |
| 2-7-TEN 31 | (1:25) (No Huddle, Shotgun) J.Brissett pass incomplete short right to F.Gore. | |
| 3-7-TEN 31 | (1:19) (Shotgun) J.Brissett pass short left to C.Rogers to TEN 23 for 8 yards (A.Jackson). TEN-J.Brown was injured during the play. Timeout #2 by TEN at 01:08. | P9 |
| <u>1-10-TEN 23</u> | (1:08) (Shotgun) J.Brissett pass short left to T.Hilton to TEN 17 for 6 yards (K.Byard). | |
| 2-4-TEN 17 | (:48) (No Huddle, Shotgun) F.Gore right tackle to TEN 14 for 3 yards (D.Morgan; L.Ryan). Timeout #2 by IND at 00:42. | |

3-1-TEN 14 (:42) (Shotgun) F.Gore up the middle for 14 yards, TOUCHDOWN.
A.Vinatieri extra point is GOOD, Center-L.Rhodes, Holder-R.Sanchez.

TEN 6 IND 13, 6 plays, 34 yards, 1:16 drive, 14:22 elapsed

R.Sanchez kicks 65 yards from IND 35 to end zone, Touchback.

Tennessee Titans at 0:38

1-10-TEN 25 (:38) (Shotgun) D.Murray up the middle to TEN 23 for -2 yards (J.Hankins; J.Bostic).

| END OF QUARTER | Score | Time Poss | First Downs | | | | Efficiencies | |
|--------------------|-------|--------------|-------------|---|---|---|--------------|--------|
| | | | R | P | X | T | 3 Down | 4 Down |
| Tennessee Titans | 6 | 2:24 | 0 | 1 | 0 | 1 | 0/0 | 0/0 |
| Indianapolis Colts | 13 | 12:36 | 3 | 5 | 1 | 9 | 3/5 | 0/0 |

Tennessee Titans vs Indianapolis Colts
11/26/2017 at Lucas Oil Stadium

First Half Summary

| PERIOD SCORES | | | TIME OF POSSESSION | | |
|---------------|---|---------|--------------------|-------|--|
| Titans | 6 | 0 = 6 | Titans | 11:56 | |
| Colts | 0 | 13 = 13 | Colts | 18:04 | |

| Scoring Plays | | | | | |
|---------------|-----|-------|---|---------|------|
| Team | Qtr | Time | Play Description (Extra Point) (Drive Info) | Visitor | Home |
| Titans | 1 | 7:54 | R.Succop 29 yd. Field Goal (11-53, 6:09) | 3 | 0 |
| Titans | 1 | 1:52 | R.Succop 45 yd. Field Goal (5-37, 3:23) | 6 | 0 |
| Colts | 2 | 10:05 | A.Vinatieri 26 yd. Field Goal (14-67, 6:47) | 6 | 3 |
| Colts | 2 | 2:07 | A.Vinatieri 28 yd. Field Goal (11-45, 6:25) | 6 | 6 |
| Colts | 2 | 0:38 | F.Gore 14 yd. run (A.Vinatieri kick) (6-34, 1:16) | 6 | 13 |

| | Tennessee Titans | Indianapolis Colts |
|--|------------------|--------------------|
| TOTAL FIRST DOWNS | 5 | 10 |
| First Downs Rushing-Passing-by Penalty | 0 - 4 - 1 | 3 - 6 - 1 |
| THIRD DOWN EFFICIENCY | 1-3-33% | 4-8-50% |
| TOTAL NET YARDS | 107 | 143 |
| Total Offensive Plays | 21 | 35 |
| NET YARDS RUSHING | 9 | 56 |
| NET YARDS PASSING | 98 | 87 |
| Gross Yards Passing | 98 | 109 |
| Times thrown-yards lost attempting to pass | 0-0 | 6-22 |
| Pass Attempts-Completions-Had Intercepted | 10 - 6 - 2 | 16 - 10 - 0 |
| Punts-Number and Average | 0 - 0 | 2 - 49 |
| Penalties-Number and Yards | 2 - 15 | 3 - 20 |
| Fumbles-Number and Lost | 0 - 0 | 0 - 0 |
| Red Zone Efficiency | 0-1-0% | 1-3-33% |
| Average Drive Start | TEN 29 | IND 37 |

| Tennessee Titans | | | | | | | | | | Indianapolis Colts | | | | | | | | | |
|------------------|-----|-----|-----|-------|----|------------|------------|------|------------|--------------------|-----|------|-------|----|----|----|------|--|--|
| RUSHING | | | | | | RUSHING | | | | | | | | | | | | | |
| | ATT | YDS | AVG | LG | TD | | ATT | YDS | AVG | LG | TD | | | | | | | | |
| M.Mariota | 1 | 6 | 6.0 | 6 | 0 | F.Gore | 8 | 33 | 4.1 | 14 | 1 | | | | | | | | |
| D.Murray | 7 | 3 | 0.4 | 3 | 0 | J.Brissett | 1 | 12 | 12.0 | 12 | 0 | | | | | | | | |
| D.Henry | 3 | 0 | 0.0 | 1 | 0 | M.Mack | 4 | 11 | 2.8 | 5 | 0 | | | | | | | | |
| Total | 11 | 9 | 0.8 | 6 | 0 | Total | 13 | 56 | 4.3 | 14 | 1 | | | | | | | | |
| PASSING | | | | | | | | | | PASSING | | | | | | | | | |
| | ATT | CMP | YDS | SK/YD | TD | LG | IN | RT | | ATT | CMP | YDS | SK/YD | TD | LG | IN | RT | | |
| M.Mariota | 10 | 6 | 98 | 0/0 | 0 | 37 | 2 | 53.3 | J.Brissett | 16 | 10 | 109 | 6/22 | 0 | 20 | 0 | 82.6 | | |
| Total | 10 | 6 | 98 | 0/0 | 0 | 37 | 2 | 53.3 | Total | 16 | 10 | 109 | 6/22 | 0 | 20 | 0 | 82.6 | | |
| PASS RECEIVING | | | | | | | | | | PASS RECEIVING | | | | | | | | | |
| | TAR | REC | YDS | AVG | LG | TD | | | TAR | REC | YDS | AVG | LG | TD | | | | | |
| D.Walker | 3 | 3 | 61 | 20.3 | 37 | 0 | J.Doyle | | 3 | 2 | 32 | 16.0 | 20 | 0 | | | | | |
| E.Decker | 2 | 1 | 17 | 17.0 | 17 | 0 | M.Mack | | 2 | 2 | 20 | 10.0 | 16 | 0 | | | | | |
| C.Davis | 1 | 1 | 12 | 12.0 | 12 | 0 | T.Hilton | | 3 | 2 | 15 | 7.5 | 9 | 0 | | | | | |
| T.Taylor | 2 | 1 | 8 | 8.0 | 8 | 0 | C.Rogers | | 2 | 2 | 15 | 7.5 | 8 | 0 | | | | | |
| H.Douglas | 1 | 0 | 0 | 0.0 | 0 | 0 | D.Moncrief | | 2 | 1 | 16 | 16.0 | 16 | 0 | | | | | |
| D.Murray | 1 | 0 | 0 | 0.0 | 0 | 0 | F.Gore | | 3 | 1 | 11 | 11.0 | 11 | 0 | | | | | |
| Total | 10 | 6 | 98 | 16.3 | 37 | 0 | Total | | 15 | 10 | 109 | 10.9 | 20 | 0 | | | | | |

| Tennessee Titans | Regular Defensive Plays | | | | | | | | | | | | Special Teams | | | | | Misc | | | |
|------------------|-------------------------|-----|------|----|-------|-----|---|----|----|----|----|-----|---------------|----|----|----|-----|------|----|----|--|
| | TKL | AST | COMB | SK | / YDS | TFL | Q | IN | PD | FF | FR | TKL | AST | FF | FR | BL | TKL | AST | FF | FR | |
| K.Byard | 3 | 1 | 4 | 0 | 0 | 0 | 0 | 0 | 0 | 0 | 0 | 0 | 0 | 0 | 0 | 0 | 0 | 0 | 0 | 0 | |
| D.Jones | 3 | 0 | 3 | 2 | 9 | 3 | 2 | 0 | 0 | 0 | 0 | 0 | 0 | 0 | 0 | 0 | 0 | 0 | 0 | 0 | |
| L.Ryan | 2 | 1 | 3 | 0 | 0 | 0 | 0 | 0 | 0 | 0 | 0 | 0 | 0 | 0 | 0 | 0 | 0 | 0 | 0 | 0 | |
| W.Woodyard | 2 | 1 | 3 | 1 | 0 | 0 | 1 | 0 | 0 | 0 | 0 | 0 | 0 | 0 | 0 | 0 | 0 | 0 | 0 | 0 | |
| Total | 10 | 3 | 13 | 3 | 9 | 3 | 3 | 0 | 0 | 0 | 0 | 0 | 0 | 0 | 0 | 0 | 0 | 0 | 0 | 0 | |

11/26/2017 at Lucas Oil Stadium[illegible]

Play By Play

Third Quarter

11/26/2017

TEN elects to Receive, and IND elects to defend the South goal.

R.Sanchez kicks 65 yards from IND 35 to end zone, Touchback.

Tennessee Titans at 15:00

- 1-10-TEN 25 (15:00) (Run formation) D.Murray left end to TEN 28 for 3 yards (J.Bostic; T.Green).
- 2-7-TEN 28 (14:28) (Run formation) D.Murray right end to TEN 19 for -9 yards (J.Bostic; M.Hunt).
- 3-16-TEN 19 (13:48) (Shotgun) M.Mariota pass short left to D.Murray to TEN 28 for 9 yards (P.Desir; N.Hairston).
- 4-7-TEN 28 (13:14) (Punt formation) B.Kern punts 51 yards to IND 21, Center-B.Brinkley, downed by TEN-T.Smith.

Indianapolis Colts at 13:02

- 1-10-IND 21 (13:02) (Run formation) F.Gore right tackle to IND 28 for 7 yards (W.Woodyard).
- 2-3-IND 28 (12:36) (Run formation) F.Gore right tackle to IND 31 for 3 yards (D.Jones; A.Williamson). R11
- 1-10-IND 31 (11:57) (Run formation) J.Brissett pass short middle to J.Doyle to IND 47 for 16 yards (K.Byard; J.Cyprien). P12
- 1-10-IND 47 (11:12) (Run formation) F.Gore right guard to IND 46 for -1 yards (A.Williamson; W.Woodyard).
- 2-11-IND 46 (10:27) (Pass formation) J.Brissett pass incomplete short middle to F.Gore.
- 3-11-IND 46 (10:23) (Shotgun) J.Brissett pass short left to C.Rogers to TEN 35 for 19 yards (J.Cyprien). P13
- 1-10-TEN 35 (9:42) (Run formation) J.Brissett pass incomplete short middle to D.Moncrief.
- 2-10-TEN 35 (9:36) (Run formation) J.Brissett FUMBLES (Aborted) at TEN 36, and recovers at TEN 35. J.Brissett to TEN 31 for 4 yards (E.Walden; A.Williamson).
- 3-6-TEN 31 (8:50) (Shotgun) J.Brissett pass short middle to J.Doyle to TEN 22 for 9 yards (J.Brown). P14
- 1-10-TEN 22 (8:15) (Run formation) F.Gore up the middle to TEN 18 for 4 yards (W.Woodyard; A.Williamson).
- 2-6-TEN 18 (7:39) (Shotgun) Direct snap to F.Gore. F.Gore up the middle to TEN 15 for 3 yards (J.Cyprien).
- 3-3-TEN 15 (6:52) (Shotgun) J.Brissett sacked at TEN 24 for -9 yards (B.Orakpo).
- 4-12-TEN 24 (6:11) (Field Goal formation) A.Vinatieri 42 yard field goal is GOOD, Center-L.Rhodes, Holder-R.Sanchez.

TEN 6 IND 16, 13 plays, 55 yards, 6:57 drive, 8:55 elapsed

R.Sanchez kicks 59 yards from IND 35 to TEN 6. A.Jackson to TEN 21 for 15 yards (C.Milton).

Tennessee Titans at 6:05, (1st play from scrimmage 6:00)

- 1-10-TEN 21 (6:00) (Shotgun) M.Mariota pass short left to E.Decker to TEN 25 for 4 yards (P.Desir; N.Hairston).
- 2-6-TEN 25 (5:25) (Shotgun) M.Mariota pass short right to C.Davis to TEN 29 for 4 yards (N.Hairston).
- 3-2-TEN 29 (4:40) (Shotgun) M.Mariota pass short left to D.Murray to TEN 45 for 16 yards (P.Desir). P6
- 1-10-TEN 45 (3:56) (Run formation) D.Kelly reported in as eligible. M.Mariota pass incomplete short right.
- 2-10-TEN 45 (3:49) (Shotgun) M.Mariota pass incomplete short middle to D.Henry (M.Hunt).
- 3-10-TEN 45 (3:43) (Shotgun) M.Mariota pass short right to H.Douglas to IND 47 for 8 yards (K.Moore II).
- 4-2-IND 47 (3:04) (Punt formation) B.Kern punts 30 yards to IND 17, Center-B.Brinkley, fair catch by C.Rogers.

Indianapolis Colts at 2:57

- 1-10-IND 17 (2:57) (Pass formation) J.Brissett sacked at IND 17 for 0 yards (A.Williamson).
- 2-10-IND 17 (2:22) (Run formation) J.Brissett FUMBLES (Aborted) at IND 10, RECOVERED by TEN-K.Byard at IND 4. K.Byard to IND 4 for no gain (D.Moncrief).

Tennessee Titans at 2:15

- 1-4-IND 4 (2:15) (Run formation) D.Kelly reported in as eligible. D.Henry right tackle to IND 1 for 3 yards (A.Morrison; M.Farley).
PENALTY on IND-G.Stewart, Defensive Offside, 2 yards, enforced at IND 4 - No Play.
- 1-2-IND 2 (1:56) (Run formation) M.Mariota pass short left to D.Walker for 2 yards, TOUCHDOWN. P7
R.Succop extra point is GOOD, Center-B.Brinkley, Holder-B.Kern.

TEN 13 IND 16, 1 plays, 4 yards, 1 penalty, 0:25 drive, 13:10 elapsed

R.Succop kicks 65 yards from TEN 35 to end zone, Touchback.

Indianapolis Colts at 1:50

- 1-10-IND 25 (1:50) (Run formation) F.Gore up the middle to IND 28 for 3 yards (J.Cyprien).
- 2-7-IND 28 (1:17) (Run formation) J.Brissett pass short left to J.Doyle to TEN 46 for 26 yards (B.Orakpo). P15
- 1-10-TEN 46 (:42) (Shotgun) F.Gore left tackle to TEN 44 for 2 yards (A.Williamson; B.Orakpo).

END OF QUARTER

| | Score | Time Poss | First Downs | | | | Efficiencies | |
|--------------------|-------|-----------|-------------|---|---|---|--------------|--------|
| | | | R | P | X | T | 3 Down | 4 Down |
| Tennessee Titans | 13 | 5:31 | 0 | 2 | 0 | 2 | 1/3 | 0/0 |
| Indianapolis Colts | 16 | 9:29 | 1 | 4 | 0 | 5 | 2/3 | 0/0 |

Play By Play

Fourth Quarter

11/26/2017

Indianapolis Colts continued.

- 2-8-TEN 44 (15:00) (Run formation) J.Brissett pass incomplete short left.
- 3-8-TEN 44 (14:56) (Shotgun) J.Brissett pass incomplete deep left to T.Hilton.
- 4-8-TEN 44 (14:51) (Punt formation) R.Sanchez punts 42 yards to TEN 2, Center-L.Rhodes, downed by IND-C.Milton.

Tennessee Titans at 14:42

- 1-10-TEN 2 (14:42) (Run formation) D.Henry right end pushed ob at TEN 12 for 10 yards (M.Farley). R8
- 1-10-TEN 12 (14:12) (Shotgun) M.Mariota pass short left to C.Davis pushed ob at TEN 16 for 4 yards (P.Desir).
- 2-6-TEN 16 (13:42) (Shotgun) M.Mariota pass short right to E.Decker to TEN 18 for 2 yards (K.Moore II).
- 3-4-TEN 18 (13:02) (Shotgun) M.Mariota pass short left to H.Douglas to TEN 35 for 17 yards (N.Hairston). Indianapolis challenged the pass completion ruling, and the play was REVERSED.
- 4-4-TEN 18 (12:57) (Punt formation) B.Kern punts 58 yards to IND 24, Center-B.Brinkley. C.Rogers ran ob at IND 24 for no gain.

Indianapolis Colts at 12:50

- 1-10-IND 24 (12:50) (Run formation) F.Gore up the middle to IND 30 for 6 yards (J.Casey).
- 2-4-IND 30 (12:15) (Run formation) F.Gore right tackle to IND 32 for 2 yards (S.Williams).
- 3-2-IND 32 (11:35) (Shotgun) J.Brissett pass incomplete short middle to T.Hilton.
- 4-2-IND 32 (11:31) (Punt formation) R.Sanchez punts 45 yards to TEN 23, Center-L.Rhodes, fair catch by A.Jackson.

Tennessee Titans at 11:24

- 1-10-TEN 23 (11:24) (Run formation) M.Mariota pass short middle to D.Henry pushed ob at TEN 33 for 10 yards (A.Morrison). P9
- 1-10-TEN 33 (10:49) (Run formation) D.Henry right tackle to TEN 43 for 10 yards (J.Bostic). R10
- 1-10-TEN 43 (10:10) (Run formation) D.Henry up the middle to 50 for 7 yards (J.Simon).
- 2-3-50 (9:27) (Run formation) D.Kelly reported in as eligible. D.Henry right tackle to TEN 49 for -1 yards (J.Hankins).
PENALTY on IND-M.Hunt, Defensive Offside, 5 yards, enforced at 50 - No Play. X11
- 1-10-IND 45 (9:01) (Run formation) M.Mariota pass incomplete deep middle to D.Walker (A.Morrison).
- 2-10-IND 45 (8:55) (Run formation) M.Mariota pass deep middle to C.Davis to IND 26 for 19 yards (K.Moore II). P12
- 1-10-IND 26 (8:13) (Run formation) D.Henry left tackle to IND 12 for 14 yards (A.Morrison; M.Farley). R13
- 1-10-IND 12 (7:34) (Run formation) D.Henry right guard to IND 3 for 9 yards (A.Morrison).
- 2-1-IND 3 (6:53) (Run formation) D.Henry up the middle to IND 1 for 2 yards (A.Morrison; B.Mingo). R14
- 1-1-IND 1 (6:02) (Run formation) D.Kelly reported in as eligible. D.Murray up the middle for 1 yard, TOUCHDOWN. R15
R.Succop extra point is GOOD, Center-B.Brinkley, Holder-B.Kern.

TEN 20 IND 16, 9 plays, 77 yards, 1 penalty, 5:25 drive, 9:01 elapsed

R.Succop kicks 65 yards from TEN 35 to end zone, Touchback.

Indianapolis Colts at 5:59

- 1-10-IND 25 (5:59) (Run formation) J.Brissett pass short left to J.Doyle to IND 33 for 8 yards (W.Woodyard).
PENALTY on IND-T.Hilton, Illegal Block Above the Waist, 10 yards, enforced at IND 33.
- 1-12-IND 23 (5:37) (Shotgun) J.Brissett pass short right to F.Gore to IND 29 for 6 yards (W.Woodyard) [D.Jones].
- 2-6-IND 29 (4:55) (Shotgun) J.Brissett pass short right to J.Doyle to IND 32 for 3 yards (D.Morgan).
- 3-3-IND 32 (4:19) (Shotgun) J.Brissett pass incomplete short middle to C.Rogers.
- 4-3-IND 32 (4:12) (Punt formation) R.Sanchez punts 49 yards to TEN 19, Center-L.Rhodes, fair catch by A.Jackson.
PENALTY on IND-C.Geathers, Offensive Holding, 10 yards, enforced at IND 32 - No Play.
- 4-13-IND 22 (4:04) (Punt formation) R.Sanchez punts 50 yards to TEN 28, Center-L.Rhodes. A.Jackson to TEN 28 for no gain (C.Milton).

Tennessee Titans at 3:54

- 1-10-TEN 28 (3:54) (Run formation) D.Murray left end to TEN 40 for 12 yards (J.Bostic). R16
- 1-10-TEN 40 (3:08) (Run formation) D.Kelly reported in as eligible. D.Henry left end pushed ob at TEN 44 for 4 yards (A.Morrison).
PENALTY on IND-A.Morrison, Horse Collar Tackle, 15 yards, enforced at TEN 44. X17
- 1-10-IND 41 (3:02) (Run formation) D.Murray up the middle to IND 42 for -1 yards (M.Hunt).
Timeout #1 by IND at 02:57.
- 2-11-IND 42 (2:57) (Run formation) D.Henry right end to IND 36 for 6 yards (J.Bostic).
Timeout #2 by IND at 02:49.
- 3-5-IND 36 (2:49) (Shotgun) M.Mariota pass short left to D.Murray to IND 28 for 8 yards (P.Desir). P18
Timeout #3 by IND at 02:39.

Tennessee Titans vs Indianapolis Colts at Lucas Oil Stadium

| | | |
|--------------------|--|-----|
| <u>1-10-IND 28</u> | (2:39) (Run formation) D.Henry left guard to IND 27 for 1 yard (J.Sheard). | |
| Two-Minute Warning | | |
| 2-9-IND 27 | (2:00) (Run formation) D.Kelly reported in as eligible. D.Henry left end to IND 11 for 16 yards (G.Stewart). | R19 |
| <u>1-10-IND 11</u> | (1:10) (Run formation) M.Mariota kneels to IND 12 for -1 yards. | |
| | PENALTY on IND-G.Stewart, Defensive Offside, 5 yards, enforced at IND 11 - No Play. | |
| 1-5-IND 6 | (1:08) (Run formation) M.Mariota kneels to IND 7 for -1 yards. | |
| 2-6-IND 7 | (:30) (Run formation) M.Mariota kneels to IND 8 for -1 yards. | |

| | | | | | | | | |
|--------------------|-------|-------|-------------|---|---|----|--------------|--------|
| END OF QUARTER | | Time | First Downs | | | | Efficiencies | |
| | Score | Poss | R | P | X | T | 3 Down | 4 Down |
| Tennessee Titans | 20 | 11:11 | 7 | 3 | 2 | 12 | 1/2 | 0/0 |
| Indianapolis Colts | 16 | 3:49 | 0 | 0 | 0 | 0 | 0/3 | 0/0 |

Miscellaneous Statistics Report

Tennessee Titans vs Indianapolis Colts
11/26/2017 at Lucas Oil Stadium

Ten Longest Plays for Tennessee Titans

| Yards | Qtr | Play Start | Play Description |
|-------|-----|-------------|--|
| 37 | 1 | 1-10-TEN 36 | (5:15) (Run formation) M.Mariota pass deep left to D.Walker to IND 27 for 37 yards (P.Desir). |
| 19 | 4 | 2-10-IND 45 | (8:55) (Run formation) M.Mariota pass deep middle to C.Davis to IND 26 for 19 yards (K.Moore II). |
| 19 | 4 | 1-10-TEN 40 | (3:08) (Run formation) D.Kelly reported in as eligible. D.Henry left end pushed ob at TEN 44 for 4 yards (A.Morrison). PENALTY on IND-A.Morrison, Horse Collar Tackle, 15 yards, enforced at TEN 44. |
| 17 | 1 | 3-6-TEN 40 | (12:53) (Shotgun) M.Mariota pass short right to E.Decker to IND 43 for 17 yards (N.Hairston). |
| 16 | 3 | 3-2-TEN 29 | (4:40) (Shotgun) M.Mariota pass short left to D.Murray to TEN 45 for 16 yards (P.Desir). |
| 16 | 4 | 2-9-IND 27 | (2:00) (Run formation) D.Kelly reported in as eligible. D.Henry left end to IND 11 for 16 yards (G.Stewart). |
| 14 | 1 | 2-4-IND 33 | (10:23) (Shotgun) M.Mariota pass short left to D.Walker pushed ob at IND 19 for 14 yards (B.Mingo). TEN-D.Walker was injured during the play. |
| 14 | 4 | 1-10-IND 26 | (8:13) (Run formation) D.Henry left tackle to IND 12 for 14 yards (A.Morrison; M.Farley). |
| 12 | 2 | 2-9-TEN 26 | (9:38) (Shotgun) M.Mariota pass short left to C.Davis to TEN 38 for 12 yards (P.Desir). |
| 12 | 4 | 1-10-TEN 28 | (3:54) (Run formation) D.Murray left end to TEN 40 for 12 yards (J.Bostic). |

Ten Longest Plays for Indianapolis Colts

| Yards | Qtr | Play Start | Play Description |
|-------|-----|-------------|--|
| 26 | 3 | 2-7-IND 28 | (1:17) (Run formation) J.Brissett pass short left to J.Doyle to TEN 46 for 26 yards (B.Orakpo). |
| 20 | 2 | 2-8-IND 47 | (13:31) (Shotgun) J.Brissett pass short left to J.Doyle to TEN 33 for 20 yards (D.Searcy). |
| 19 | 3 | 3-11-IND 46 | (10:23) (Shotgun) J.Brissett pass short left to C.Rogers to TEN 35 for 19 yards (J.Cyprien). |
| 16 | 2 | 2-11-TEN 41 | (5:48) (Shotgun) J.Brissett pass short right to M.Mack to TEN 25 for 16 yards (W.Woodyard). |
| 16 | 2 | 2-10-TEN 25 | (4:06) (Shotgun) J.Brissett pass short left to D.Moncrief to TEN 9 for 16 yards (L.Sims). |
| 16 | 3 | 1-10-IND 31 | (11:57) (Run formation) J.Brissett pass short middle to J.Doyle to IND 47 for 16 yards (K.Byard; J.Cyprien). |
| 14 | 2 | 3-1-TEN 14 | (:42) (Shotgun) F.Gore up the middle for 14 yards, TOUCHDOWN. |
| 12 | 2 | 1-10-TEN 33 | (12:54) (Run formation) J.Brissett scrambles right end pushed ob at TEN 21 for 12 yards (K.Byard). |
| 12 | 2 | 3-7-IND 48 | (7:15) (Shotgun) J.Brissett pass short middle to J.Doyle to TEN 40 for 12 yards (E.Walden). |
| 11 | 1 | 2-23-IND 12 | (6:52) (Shotgun) J.Brissett pass short right to F.Gore to IND 23 for 11 yards (L.Ryan). |

Touchdown Scoring Information

| | | Offense | Defense | Special Teams |
|----------------|--------------------|---------|---------|---------------|
| VISITOR | Tennessee Titans | 2 | 0 | 0 |
| HOME | Indianapolis Colts | 1 | 0 | 0 |

Player Scoring Information

| Club | Player | TD | Rush TD | Rec TD | KO TD | Punt TD | Int TD | Fum TD | Misc TD | FG | XP | 2Pt Rush | 2Pt Rec | Sfty | Points |
|------|-------------|----|---------|--------|-------|---------|--------|--------|---------|----|----|----------|---------|------|--------|
| TEN | R.Succop | 0 | 0 | 0 | 0 | 0 | 0 | 0 | 0 | 2 | 2 | 0 | 0 | 0 | 8 |
| TEN | D.Murray | 0 | 1 | 0 | 0 | 0 | 0 | 0 | 0 | 0 | 0 | 0 | 0 | 0 | 6 |
| TEN | D.Walker | 0 | 0 | 1 | 0 | 0 | 0 | 0 | 0 | 0 | 0 | 0 | 0 | 0 | 6 |
| IND | A.Vinatieri | 0 | 0 | 0 | 0 | 0 | 0 | 0 | 0 | 3 | 1 | 0 | 0 | 0 | 10 |
| IND | F.Gore | 0 | 1 | 0 | 0 | 0 | 0 | 0 | 0 | 0 | 0 | 0 | 0 | 0 | 6 |

Possession Detail

| | First Half | | Second Half | | Game | |
|-----------------------------|------------|-------|-------------|-------|---------|-------|
| | Visitor | Home | Visitor | Home | Visitor | Home |
| Largest Lead | 6 | 7 | 4 | 10 | 6 | 10 |
| Drives Leading | 2 | 0 | 1 | 4 | 3 | 4 |
| Time of Possession Leading | 4:56 | 0:00 | 3:54 | 11:13 | 8:50 | 11:13 |
| Largest Deficit | -7 | -6 | -10 | -4 | -10 | -6 |
| Drives Trailing | 1 | 3 | 5 | 1 | 6 | 4 |
| Time of Possession Trailing | 0:38 | 15:51 | 12:48 | 2:05 | 13:26 | 17:56 |
| Times Score Tied Up | | 1 | | 0 | | 1 |
| Lead Changes | | 2 | | 1 | | 3 |

Playtime Percentage

Percent of playtime per player on offense, defense and special teams

| Tennessee Titans | | | | | | | Indianapolis Colts | | | | | | | | |
|------------------|----|---------|------|---------|------|---------------|--------------------|---------------|----|---------|------|---------|------|---------------|-----|
| | | Offense | | Defense | | Special Teams | | | | Offense | | Defense | | Special Teams | |
| J Kline | G | 58 | 100% | | | 4 | 15% | J Vujnovich | G | 63 | 100% | | | 4 | 15% |
| Q Spain | G | 58 | 100% | | | 4 | 15% | D Good | T | 63 | 100% | | | 4 | 15% |
| J Conklin | T | 58 | 100% | | | 4 | 15% | J Haeg | G | 63 | 100% | | | 4 | 15% |
| M Mariota | QB | 58 | 100% | | | | | J Brissett | QB | 63 | 100% | | | | |
| B Jones | C | 58 | 100% | | | | | A Castonzo | T | 63 | 100% | | | | |
| T Lewan | T | 56 | 97% | | | 3 | 11% | T Hilton | WR | 62 | 98% | | | | |
| E Decker | WR | 48 | 83% | | | | | J Doyle | TE | 61 | 97% | | | 4 | 15% |
| D Walker | TE | 43 | 74% | | | | | D Moncrief | WR | 60 | 95% | | | | |
| C Davis | WR | 42 | 72% | | | | | C Rogers | WR | 41 | 65% | | | 3 | 11% |
| J Smith | TE | 34 | 59% | | | 6 | 22% | F Gore | RB | 41 | 65% | | | | |
| D Henry | RB | 32 | 55% | | | | | R Kelly | C | 37 | 59% | | | | |
| D Murray | RB | 31 | 53% | | | | | M Person | C | 26 | 41% | | | 4 | 15% |
| P Supernaw | TE | 22 | 38% | | | 15 | 56% | B Williams | TE | 24 | 38% | | | 15 | 56% |
| H Douglas | WR | 14 | 24% | | | | | M Mack | RB | 19 | 30% | | | | |
| D Kelly | T | 12 | 21% | | | 3 | 11% | K Aiken | WR | 7 | 11% | | | 7 | 26% |
| T Taylor | WR | 9 | 16% | | | 7 | 26% | M Farley | SS | | | 58 | 100% | 5 | 19% |
| D Fluellen | RB | 5 | 9% | | | 19 | 70% | J Bostic | LB | | | 58 | 100% | | |
| A Jackson | CB | | | 63 | 100% | 14 | 52% | J Hankins | DT | | | 55 | 95% | 4 | 15% |
| L Ryan | CB | | | 63 | 100% | 4 | 15% | P Desir | CB | | | 55 | 95% | | |
| W Woodyard | LB | | | 63 | 100% | 3 | 11% | J Sheard | LB | | | 49 | 84% | | |
| K Byard | FS | | | 63 | 100% | 1 | 4% | J Simon | LB | | | 46 | 79% | 5 | 19% |
| J Casey | DT | | | 53 | 84% | 4 | 15% | A Morrison | LB | | | 45 | 78% | 11 | 41% |
| D Morgan | LB | | | 50 | 79% | | | M Hunt | DE | | | 41 | 71% | 5 | 19% |
| J Cyprien | SS | | | 49 | 78% | | | A Woods | NT | | | 39 | 67% | 4 | 15% |
| B Orakpo | LB | | | 46 | 73% | | | K Moore | CB | | | 32 | 55% | 16 | 59% |
| A Williamson | LB | | | 41 | 65% | | | T Green | SS | | | 32 | 55% | 8 | 30% |
| D Jones | DE | | | 38 | 60% | 7 | 26% | D Butler | FS | | | 23 | 40% | 4 | 15% |
| K Klug | DT | | | 26 | 41% | 8 | 30% | N Hairston | CB | | | 22 | 38% | 2 | 7% |
| L Sims | CB | | | 24 | 38% | 12 | 44% | R Melvin | CB | | | 20 | 34% | | |
| E Walden | LB | | | 24 | 38% | 4 | 15% | G Stewart | NT | | | 17 | 29% | 14 | 52% |
| J Brown | LB | | | 22 | 35% | 16 | 59% | B Mingo | LB | | | 13 | 22% | 19 | 70% |
| B McCain | CB | | | 20 | 32% | 11 | 41% | J George | LB | | | 11 | 19% | 18 | 67% |
| S Williams | NT | | | 16 | 25% | 4 | 15% | T Basham | LB | | | 9 | 16% | 12 | 44% |
| D Searcy | SS | | | 14 | 22% | 9 | 33% | J Mbu | DT | | | 9 | 16% | | |
| A Johnson | NT | | | 11 | 17% | 7 | 26% | C Geathers | FS | | | 4 | 7% | 6 | 22% |
| K Dodd | LB | | | 7 | 11% | 1 | 4% | C Milton | CB | | | | | 23 | 85% |
| D Bates | LB | | | | | 23 | 85% | A Walker | LB | | | | | 18 | 67% |
| B Trawick | FS | | | | | 23 | 85% | J Vander Laan | TE | | | | | 18 | 67% |
| T Smith | CB | | | | | 19 | 70% | R Sanchez | P | | | | | 15 | 56% |
| E Weems | WR | | | | | 19 | 70% | J Grace | LB | | | | | 12 | 44% |
| N Palmer | LB | | | | | 16 | 59% | L Rhodes | LS | | | | | 10 | 37% |
| R Succop | K | | | | | 9 | 33% | J Ferguson | RB | | | | | 10 | 37% |
| B Kern | P | | | | | 7 | 26% | M Hazel | WR | | | | | 5 | 19% |
| B Brinkley | LS | | | | | 7 | 26% | L Clark | G | | | | | 4 | 15% |
| B Schwenke | C | | | | | 4 | 15% | A Vinatieri | K | | | | | 4 | 15% |

2017 TENNESSEE TITANS REGULAR SEASON STATISTICS

Won 7, Lost 4

| Date | W-L | Score | OT | Opponent | Attendance |
|-------|-----|-------|----|------------------|------------|
| 09/10 | L | 16-26 | | Oakland | 69,089 |
| 09/17 | W | 37-16 | | at Jacksonville | 61,709 |
| 09/24 | W | 33-27 | | Seattle | 69,127 |
| 10/01 | L | 14-57 | | at Houston | 71,804 |
| 10/08 | L | 10-16 | | at Miami | 65,135 |
| 10/16 | W | 36-22 | | Indianapolis | 63,888 |
| 10/22 | W | 12-9 | OT | at Cleveland | 59,061 |
| 11/05 | W | 23-20 | | Baltimore | 67,322 |
| 11/12 | W | 24-20 | | Cincinnati | 67,432 |
| 11/16 | L | 17-40 | | at Pittsburgh | 60,703 |
| 11/26 | W | 20-16 | | at Indianapolis | 62,207 |
| 12/03 | | | | Houston | |
| 12/10 | | | | at Arizona | |
| 12/17 | | | | at San Francisco | |
| 12/24 | | | | L.A. Rams | |
| 12/31 | | | | Jacksonville | |

| Statistic | Tenn. | Opp. |
|--------------------------|----------------|----------------|
| Total First Downs | 204 | 227 |
| Rushing | 66 | 50 |
| Passing | 110 | 161 |
| Penalty | 28 | 16 |
| 3rd Down: Made/Att | 50/139 | 48/140 |
| 3rd Down Pct. | 36.0 | 34.3 |
| 4th Down: Made/Att | 2/4 | 8/13 |
| 4th Down Pct. | 50.0 | 61.5 |
| Possession Avg. | 30:23 | 29:37 |
| Total Net Yards | 3550 | 3558 |
| Avg. Per Game | 322.7 | 323.5 |
| Total Plays | 677 | 714 |
| Avg. Per Play | 5.2 | 5.0 |
| Net Yards Rushing | 1267 | 981 |
| Avg. Per Game | 115.2 | 89.2 |
| Total Rushes | 303 | 275 |
| Net Yards Passing | 2283 | 2577 |
| Avg. Per Game | 207.5 | 234.3 |
| Sacked/Yards Lost | 25/152 | 25/140 |
| Gross Yards | 2435 | 2717 |
| Att./Completions | 349/218 | 414/253 |
| Completion Pct. | 62.5 | 61.1 |
| Had Intercepted | 14 | 9 |
| Punts/Average | 50/51.5 | 53/49.6 |
| Net Punting Avg. | 50/45.6 | 53/44.7 |
| Penalties/Yards | 62/583 | 85/672 |
| Fumbles/Ball Lost | 5/5 | 16/6 |
| Touchdowns | 24 | 29 |
| Rushing | 14 | 5 |
| Passing | 10 | 21 |
| Returns | 0 | 3 |

| Score By Periods | Q1 | Q2 | Q3 | Q4 | OT | PTS |
|------------------|-----------|-----------|-----------|------------|----------|------------|
| Team | 49 | 54 | 71 | 65 | 3 | 242 |
| Opponents | 56 | 71 | 36 | 106 | 0 | 269 |

| Scoring | TD | Rush | Rec | Ret | K-PAT | FG | S | PTS |
|------------------|-----------|-----------|-----------|----------|--------------|--------------|----------|------------|
| Succop | 0 | 0 | 0 | 0 | 23/24 | 25/29 | 0 | 98 |
| Murray | 6 | 5 | 1 | 0 | | | 0 | 36 |
| Mariota | 4 | 4 | 0 | 0 | | | 0 | 24 |
| Henry | 3 | 3 | 0 | 0 | | | 0 | 18 |
| Matthews | 3 | 0 | 3 | 0 | | | 0 | 18 |
| J. Smith | 2 | 0 | 2 | 0 | | | 0 | 12 |
| Walker | 2 | 1 | 1 | 0 | | | 0 | 12 |
| Decker | 1 | 0 | 1 | 0 | | | 0 | 6 |
| Fowler | 1 | 1 | 0 | 0 | | | 0 | 6 |
| Supernaw | 1 | 0 | 1 | 0 | | | 0 | 6 |
| Taylor | 1 | 0 | 1 | 0 | | | 0 | 6 |
| Team | 24 | 14 | 10 | 0 | 23/24 | 25/29 | 0 | 242 |
| Opponents | 29 | 5 | 21 | 3 | 23/27 | 24/24 | 0 | 269 |

2-Pt Conv: TM 0-0, OPP 0-2

Sacks: Morgan 7, Orakpo 4, Casey 3, Walden 3, Woodyard 3, D. Jones 2, Klug 1.5, Williamson 1, Brown 0.5, TM 25, OPP 25 **FUM/Lost:** Cassel 2/2, Davis 1/1, Murray 1/1, Walker 1/1

| Rushing | No. | Yds | Avg | Long | TD |
|------------------|------------|-------------|------------|------------|-----------|
| Henry | 114 | 520 | 4.6 | 72t | 3 |
| Murray | 129 | 452 | 3.5 | 75t | 5 |
| Mariota | 40 | 190 | 4.8 | 34t | 4 |
| Jackson | 5 | 55 | 11.0 | 20 | 0 |
| Taylor | 6 | 30 | 5.0 | 17 | 0 |
| Fluellen | 4 | 21 | 5.3 | 10 | 0 |
| Fowler | 2 | 4 | 2.0 | 3t | 1 |
| Walker | 2 | -2 | -1.0 | 1t | 1 |
| Matthews | 1 | -3 | -3.0 | -3 | 0 |
| Team | 303 | 1267 | 4.2 | 75t | 14 |
| Opponents | 275 | 981 | 3.6 | 22 | 5 |

| Receiving | No. | Yds | Avg | Long | TD |
|------------------|------------|-------------|-------------|------------|-----------|
| Walker | 53 | 613 | 11.6 | 42 | 1 |
| Matthews | 41 | 626 | 15.3 | 75t | 3 |
| Decker | 34 | 326 | 9.6 | 27 | 1 |
| Murray | 31 | 225 | 7.3 | 18 | 1 |
| Davis | 20 | 215 | 10.8 | 23 | 0 |
| Taylor | 14 | 216 | 15.4 | 53t | 1 |
| J. Smith | 13 | 127 | 9.8 | 32t | 2 |
| Henry | 7 | 55 | 7.9 | 14 | 0 |
| Supernaw | 3 | 19 | 6.3 | 11t | 1 |
| Douglas | 1 | 8 | 8.0 | 8 | 0 |
| Weems | 1 | 5 | 5.0 | 5 | 0 |
| Team | 218 | 2435 | 11.2 | 75t | 10 |
| Opponents | 253 | 2717 | 10.7 | 70t | 21 |

| Interceptions | No. | Yds | Avg | Long | TD |
|------------------|-----------|------------|-------------|-----------|----------|
| Byard | 6 | 100 | 16.7 | 33 | 0 |
| T. Smith | 1 | 14 | 14.0 | 14 | 0 |
| Searcy | 1 | 8 | 8.0 | 8 | 0 |
| Riley | 1 | 2 | 2.0 | 2 | 0 |
| Team | 9 | 124 | 13.8 | 33 | 0 |
| Opponents | 14 | 223 | 15.9 | 41 | 2 |

| Punting | No. | Yds | Avg | Net | TB | In | Lg | B |
|------------------|-----------|-------------|-------------|-------------|----------|-----------|-----------|----------|
| Kern | 50 | 2577 | 51.5 | 45.6 | 5 | 17 | 74 | 0 |
| Team | 50 | 2577 | 51.5 | 45.6 | 5 | 17 | 74 | 0 |
| Opponents | 53 | 2629 | 49.6 | 44.7 | 2 | 15 | 64 | 0 |

| Punt Returns | Ret | FC | Yds | Avg | Long | TD |
|------------------|-----------|----------|------------|------------|-----------|----------|
| Jackson | 22 | 7 | 204 | 9.3 | 46 | 0 |
| Weems | 2 | 0 | 15 | 7.5 | 13 | 0 |
| Team | 24 | 7 | 219 | 9.1 | 46 | 0 |
| Opponents | 27 | 6 | 196 | 7.3 | 23 | 0 |

| Kickoff Returns | No. | Yds | Avg | Long | TD |
|------------------|-----------|------------|-------------|-----------|----------|
| Jackson | 19 | 393 | 20.7 | 48 | 0 |
| Weems | 2 | 18 | 9.0 | 18 | 0 |
| Decker | 1 | 22 | 22.0 | 22 | 0 |
| Team | 22 | 433 | 19.7 | 48 | 0 |
| Opponents | 17 | 471 | 27.7 | 60 | 0 |

| Field Goals | 1-19 | 20-29 | 30-39 | 40-49 | 50+ |
|------------------|------------|------------|------------|--------------|------------|
| Succop | 0/0 | 7/7 | 3/3 | 14/16 | 1/3 |
| Team | 0/0 | 7/7 | 3/3 | 14/16 | 1/3 |
| Opponents | 0/0 | 6/6 | 4/4 | 8/8 | 6/6 |

Succop: (23G,26G,52G,52N) (40G,41G,26G) (24G,37G,47G,35G) () (45G) (48G,32G,40G,48G,23G) (43G,23G,46G,53N,47G) (48G) (48N,44G) (48B,44G) (29G,45G)
 OPP: (20G,52G,52G,43G) (43G) () (50G,40G,33G) (41G) (36G,25G,52G) (31G,47G,54G) (30G,49G) () (41G,28G,50G,26G) (26G,28G,42G)

| Passing | Att | Cmp | Yds | Cmp% | Yds/Att | TD | TD% | Int | Int% | Long | Sack/Lost | Rating |
|------------------|------------|------------|-------------|-------------|-------------|-----------|------------|-----------|------------|------------|---------------|-------------|
| Mariota | 306 | 193 | 2273 | 63.1 | 7.43 | 9 | 2.9 | 12 | 3.9 | 75t | 17/122 | 79.1 |
| Cassel | 42 | 25 | 162 | 59.5 | 3.86 | 1 | 2.4 | 2 | 4.8 | 17 | 8/30 | 55.9 |
| Decker | 1 | 0 | 0 | 0.0 | 0.00 | 0 | 0.0 | 0 | 0.0 | --- | 0/0 | 39.6 |
| Team | 349 | 218 | 2435 | 62.5 | 6.98 | 10 | 2.9 | 14 | 4.0 | 75t | 25/152 | 76.0 |
| Opponents | 414 | 253 | 2717 | 61.1 | 6.56 | 21 | 5.1 | 9 | 2.2 | 70t | 25/140 | 88.2 |

A WILD ONE: TITANS BEAT TEXANS, 24-13

BY JIM WYATT
TITANS ONLINE
DECEMBER 3, 2017

NASHVILLE, Tenn. – With the game tied, and the Titans facing a third-and-14 from the Houston 40 late in the third quarter, the play called in the huddle was designed to put the team in field goal range.

After catching a short pass from quarterback Marcus Mariota, tight end Delanie Walker had something else in mind. He fought for the sticks, and got close enough to convince coaches to go for it on 4th and one.

The Titans got the first down on the next play, before a go-ahead score from Walker on the ensuing play. The Titans then made some big plays at the end to win a wild one, 24-13 over the Texans, before a raucous crowd at Nissan Stadium.

In Walker's mind, his fight was a great example of what these 2017 Titans are all about.

"I love this team," Walker said. "There is something special about this team. The guys in this locker room have fight. They never give up. And I can't ask for anything more than that. We find a way to win games, and that makes me happy.

"I experienced some bad years with this team, some years where when things got tough, we gave up. This year, nobody is giving up. We expect to win, even when things don't look good."

The Titans won a wild one on Sunday against the Texans.

And boy, did they need it.

Titans cornerback LeShaun Sims intercepted a pass in the end zone in the final moments, and running back Derrick Henry provided the clincher with an electrifying 75-yard touchdown run.

The Titans improved to 8-4 with the win, and they remain tied atop the AFC South with the Jaguars, who beat the Colts on Sunday. The Titans are now 4-1 vs. the AFC South this season, and 9-1 in their last 10 home games.

"Obviously everyone would love to have games where you blow teams out, and it doesn't come down to the fourth quarter," linebacker Brian Orakpo said. "But this is the NFL, and it's not easy.

"But we keep finding ways to win, regardless of the situation. We just keep getting the job done."

Titans quarterback Marcus Mariota completed 15-of-23 passes for 150 yards, and he ran for a touchdown.

After falling behind 10-0, the Titans rallied for 17 straight points to take the lead, and then got some big plays at the end.

But it was a nerve-wracking finish. The Titans took the lead 17-10 on the 24-yard touchdown pass from Mariota to Walker with just three seconds left in the third quarter.

Then the Texans cut the lead to 17-13 on a 42-yard field goal by kicker Ka'imi Fairburn with 4:37 left. They were driving late when Sims made his interception in the end zone. Sims was in the game in place of starting cornerback Logan Ryan, who was sidelined with a concussion. Sims was in charge of defending DeAndre Hopkins on the game's biggest play, and he came away with the interception.

"He's a tough cover, very physical," Sims said of Hopkins. "You pretty much have to fight fire with fire. It feels great to make a play like this when it counted."

When the Titans got the ball back, Henry busted loose for a long touchdown.

"I was thinking, 'Just get the first down' at first," Henry said. "When I saw the open space, I turned those jets on and tried to get into the end zone."

Henry led the Titans with 11 carries for 109 yards. Running back DeMarco Murray had 11 carries for 66 yards in the first half. It was part of a 198-yard rushing performance by the Titans, who also got a nine-yard touchdown run from Mariota.

"It feels good," Mariota said when asked about the team being 8-4. "It feels really good but it's not satisfying. That's just the start. Looking around the locker room with these guys, I think everyone feels the same way. In order to get where we want to go, we've got to continue to put these together. 8-4 is not going to cut it. We're looking forward to next week and hopefully, we can continue to win these games."

The Texans took a 3-0 lead on a 23-yard field goal by Fairbairn, which followed a fumble on a punt return by Titans return man Adoree' Jackson.

Following a missed 40-yard field goal by kicker Ryan Succop, the Texans then took a 10-0 lead on a four-yard touchdown pass from quarterback Tom Savage to tight end Stephen Anderson.

But the Titans rallied back.

The Titans cut the lead to 10-7 on Mariota's run, which capped a 10-play, 75 yard drive. Henry put the Titans inside the 10 on a 24-yard run, and the drive was kept alive on a 13-yard pass from Mariota to Murray on third-and-7 from the Houston 46.

On Mariota's touchdown, he faked the ball to Henry, and then sprinted to left corner of the end zone. He picked up a key block from tight end Jonnu Smith at the goalline.

The Titans tied the game 10-10 at halftime on a 43-yard field goal by Succop, which capped a four-play, 37-yard drive with three seconds before halftime.

Then came the pressure-packed ending.

The Titans travel to Arizona to face the Cardinals next Sunday.

“The ball, since I’ve been here, hasn’t always bounced our way,” Titans coach Mike Mularkey said. “It’s bounced our way this year. You need that to win football games.

“I thought it was a great win for this team. A lot of ups and downs in that one, but I like the way our guys kept on playing and didn’t let anything affect them as in past games, getting down 10 early. I thought the crowd had a big part in our win, I really do. That’s the loudest I’ve heard it.”

#

National Football League Game Summary

NFL Copyright © 2017 by The National Football League. All rights reserved. This summary and play-by-play is for the express purpose of assisting media in their coverage of the game; any other use of this material is prohibited without the written permission of the National Football League. Updated: 1/10/2018

Date: Sunday, 12/3/2017 **Houston Texans at Tennessee Titans** Start Time: 12:02 PM Central
at Nissan Stadium, Nashville, TN

Game Day Weather

Game Weather: Sunny Temp: 60° F (15.6° C) Humidity: 39%, Wind: East 4 mph
Played Outdoors on Turf: Grass Outdoor Weather: Sunny, Wind Chill: 60

Officials

Referee: Blakeman, Clete (34) Umpire: George, Ramon (128) Down Judge: Cruz, Hugo (94)
Line Judge: McKenzie, Dana (8) Field Judge: Larrew, Joe (73) Side Judge: Prioleau, Dyrol (109)
Back Judge: Patrick, Steve (17) Replay Official: Madsen, Carl (0)

Lineups

| Houston Texans | | | | Tennessee Titans | | | |
|----------------|------------------|---------|-----------------|------------------|--------------|---------|-----------------|
| Offense | | Defense | | Offense | | Defense | |
| WR | 10 D.Hopkins | RDE | 93 J.Heath | WR | 87 E.Decker | DE | 90 D.Jones |
| LT | 79 J.Allen | LDE | 98 D.Reader | TE | 82 D.Walker | NT | 96 S.Williams |
| LG | 71 X.Su'a-Filo | SAM | 94 U.Kamalu | LT | 77 T.Lewan | DT | 99 J.Casey |
| C | 66 N.Martin | MIKE | 55 B.McKinney | LG | 67 Q.Spain | OLB | 91 D.Morgan |
| RG | 65 G.Mancz | WILL | 41 Z.Cunningham | C | 60 B.Jones | ILB | 59 W.Woodyard |
| RT | 68 B.Giacomini | JACK | 90 J.Clowney | RG | 64 J.Kline | ILB | 54 A.Williamson |
| TE | 87 C.Fiedorowicz | LCB | 24 J.Joseph | RT | 78 J.Conklin | OLB | 98 B.Orakpo |
| WR | 12 B.Ellington | RCB | 25 K.Jackson | WR | 84 C.Davis | CB | 25 A.Jackson |
| QB | 3 T.Savage | CB | 30 K.Johnson | QB | 8 M.Mariota | SS | 37 J.Cyprien |
| TE | 89 S.Anderson | FS | 29 A.Hal | TE | 81 J.Smith | FS | 31 K.Byard |
| RB | 38 A.Ellington | SS | 21 M.Gilchrist | RB | 29 D.Murray | CB | 26 L.Ryan |

Substitutions

K 7 K.Fairbairn, P 9 S.Lechler, WR 13 B.Miller, WR 14 C.Thompson, RB 22 J.Todman, S 23 K.Drummond, RB 26 L.Miller, RB 28 A.Blue, CB 31 T.Decoud, S 35 E.Pleasant, CB 40 M.Williams, S 43 C.Moore, ILB 44 J.Jenkins, FB 45 J.Prosch, LS 46 J.Weeks, ILB 51 D.Cole, ILB 52 B.Peters, OLB 53 G.President, G 62 C.Slade, T 63 K.Lamm, DE 91 C.Watkins, NT 92 B.Dunn, DE 97 A.Blackson

Substitutions

K 4 R.Succop, P 6 B.Kern, WR 13 T.Taylor, WR 14 E.Weems, S 21 D.Searcy, RB 22 D.Henry, CB 23 B.McCain, RB 32 D.Fluellen, CB 33 T.Smith, CB 36 L.Sims, S 41 B.Trawick, LS 48 B.Brinkley, LB 50 N.Palmer, LB 53 D.Bates, LB 55 J.Brown, C/G 62 B.Schwenke, G/T 71 D.Kelly, WR 83 H.Douglas, TE 89 P.Supernaw, OLB 92 K.Dodd, OLB 93 E.Walden, DL 94 A.Johnson, DL 97 K.Klug

Did Not Play

QB 2 T.Yates

Did Not Play

QB 16 M.Cassel

Not Active

WR 15 W.Fuller V, WR 17 C.Hamilton, OLB 54 L.Lewis, OLB 57 B.Scarlett, G 61 K.Fuller, T 70 J.Davenport, NT 96 C.Clements

Not Active

QB 3 B.Weeden, WR 18 R.Matthews, CB 24 K.Reed, DB 35 C.Riley, FB 45 J.Fowler, G/C 61 C.Levin, DE 95 D.King

Field Goals (made () & missed)

| K.Fairbairn | | (23) 48LU 27WL (42) | | R.Succop | | 40WR (43) | |
|-------------|------------------|---------------------|----|----------|---|-----------|-------|
| | | 1 | 2 | 3 | 4 | OT | Total |
| VISITOR: | Houston Texans | 3 | 7 | 0 | 3 | 0 | 13 |
| HOME: | Tennessee Titans | 0 | 10 | 7 | 7 | 0 | 24 |

Scoring Plays

| Team | Qtr | Time | Play Description (Extra Point) (Drive Info) | Visitor | Home |
|-------------------------|-----|-------|---|------------|------|
| Texans | 1 | 9:21 | K.Fairbairn 23 yd. Field Goal (9-36, 3:39) | 3 | 0 |
| Texans | 2 | 10:40 | S.Anderson 4 yd. pass from T.Savage (K.Fairbairn kick) (7-87, 3:17) | 10 | 0 |
| Titans | 2 | 4:18 | M.Mariota 9 yd. run (R.Succop kick) (10-75, 6:22) | 10 | 7 |
| Titans | 2 | 0:03 | R.Succop 43 yd. Field Goal (4-37, 0:35) | 10 | 10 |
| Titans | 3 | 0:03 | D.Walker 24 yd. pass from M.Mariota (R.Succop kick) (10-80, 5:17) | 10 | 17 |
| Texans | 4 | 4:37 | K.Fairbairn 42 yd. Field Goal (12-57, 6:54) | 13 | 17 |
| Titans | 4 | 0:46 | D.Henry 75 yd. run (R.Succop kick) (3-80, 0:22) | 13 | 24 |
| Paid Attendance: 62,758 | | | | Time: 3:29 | |

Houston Texans vs Tennessee Titans

12/3/2017 at Nissan Stadium

Final Team Statistics

| | Visitor Texans | Home Titans |
|---|-------------------|----------------|
| TOTAL FIRST DOWNS | 24 | 19 |
| By Rushing | 3 | 9 |
| By Passing | 17 | 8 |
| By Penalty | 4 | 2 |
| THIRD DOWN EFFICIENCY | 8-16-50% | 5-11-45% |
| FOURTH DOWN EFFICIENCY | 1-1-100% | 1-1-100% |
| TOTAL NET YARDS | 384 | 344 |
| Total Offensive Plays (inc. times thrown passing) | 75 | 50 |
| Average gain per offensive play | 5.1 | 6.9 |
| NET YARDS RUSHING | 53 | 198 |
| Total Rushing Plays | 22 | 25 |
| Average gain per rushing play | 2.4 | 7.9 |
| Tackles for a loss-number and yards | 3-5 | 3-6 |
| NET YARDS PASSING | 331 | 146 |
| Times thrown - yards lost attempting to pass | 4-34 | 2-4 |
| Gross yards passing | 365 | 150 |
| PASS ATTEMPTS-COMPLETIONS-HAD INTERCEPTED | 49-31-1 | 23-15-0 |
| Avg gain per pass play (inc.# thrown passing) | 6.2 | 5.8 |
| KICKOFFS Number-In End Zone-Touchbacks | 4-4-4 | 5-3-3 |
| PUNTS Number and Average | 3-46.3 | 4-49.8 |
| Had Blocked | 0 | 0 |
| FGs - PATs Had Blocked | 0-0 | 0-0 |
| Net Punting Average | 32.7 | 42.5 |
| TOTAL RETURN YARDAGE (Not Including Kickoffs) | 29 | 41 |
| No. and Yards Punt Returns | 3-29 | 2-41 |
| No. and Yards Kickoff Returns | 2-42 | 0-0 |
| No. and Yards Interception Returns | 0-0 | 1-0 |
| PENALTIES Number and Yards | 11-85 | 7-63 |
| FUMBLES Number and Lost | 1-0 | 2-1 |
| TOUCHDOWNS | 1 | 3 |
| Rushing | 0 | 2 |
| Passing | 1 | 1 |
| EXTRA POINTS Made-Attempts | 1-1 | 3-3 |
| Kicking Made-Attempts | 1-1 | 3-3 |
| FIELD GOALS Made-Attempts | 2-4 | 1-2 |
| RED ZONE EFFICIENCY | 1-3-33% | 1-1-100% |
| GOAL TO GO EFFICIENCY | 1-3-33% | 1-1-100% |
| SAFETIES | 0 | 0 |
| FINAL SCORE | 13 | 24 |
| TIME OF POSSESSION | 33:49 | 26:11 |

Houston Texans vs Tennessee Titans
12/3/2017 at Nissan Stadium

Final Individual Statistics

| Houston Texans | | | | | | | | | Tennessee Titans | | | | | | | | |
|-----------------|-----|-----|------|-------|----|---------------|-----------------|-----------------|------------------|-----|------|---------|-------|------|----|----|------|
| RUSHING | | | | | | RUSHING | | | | | | RUSHING | | | | | |
| | ATT | YDS | AVG | LG | TD | | | | | | | ATT | YDS | AVG | LG | TD | |
| L.Miller | 15 | 56 | 3.7 | 12 | 0 | D.Henry | | | | | | 11 | 109 | 9.9 | 75 | 1 | |
| A.Blue | 4 | 2 | 0.5 | 3 | 0 | D.Murray | | | | | | 11 | 66 | 6.0 | 22 | 0 | |
| T.Savage | 1 | -1 | -1.0 | -1 | 0 | M.Mariota | | | | | | 3 | 23 | 7.7 | 12 | 1 | |
| A.Ellington | 2 | -4 | -2.0 | -1 | 0 | | | | | | | | | | | | |
| Total | 22 | 53 | 2.4 | 12 | 0 | Total | | | | | | 25 | 198 | 7.9 | 75 | 2 | |
| PASSING | | | | | | | | | PASSING | | | | | | | | |
| | ATT | CMP | YDS | SK/YD | TD | LG | IN | RT | | ATT | CMP | YDS | SK/YD | TD | LG | IN | RT |
| T.Savage | 49 | 31 | 365 | 4/34 | 1 | 57 | 1 | 84.1 | M.Mariota | 23 | 15 | 150 | 2/4 | 1 | 24 | 0 | 98.1 |
| Total | 49 | 31 | 365 | 4/34 | 1 | 57 | 1 | 84.1 | Total | 23 | 15 | 150 | 2/4 | 1 | 24 | 0 | 98.1 |
| PASS RECEIVING | | | | | | | | PASS RECEIVING | | | | | | | | | |
| | TAR | REC | YDS | AVG | LG | TD | | | TAR | REC | YDS | AVG | LG | TD | | | |
| D.Hopkins | 14 | 8 | 80 | 10.0 | 17 | 0 | D.Walker | | 5 | 5 | 63 | 12.6 | 24 | 1 | | | |
| S.Anderson | 12 | 5 | 79 | 15.8 | 25 | 1 | E.Decker | | 6 | 3 | 27 | 9.0 | 12 | 0 | | | |
| A.Ellington | 6 | 5 | 56 | 11.2 | 29 | 0 | T.Taylor | | 2 | 2 | 15 | 7.5 | 15 | 0 | | | |
| B.Miller | 4 | 4 | 71 | 17.8 | 57 | 0 | D.Murray | | 2 | 2 | 13 | 6.5 | 13 | 0 | | | |
| L.Miller | 4 | 4 | 38 | 9.5 | 11 | 0 | C.Davis | | 4 | 2 | 12 | 6.0 | 13 | 0 | | | |
| C.Fiedorowicz | 3 | 2 | 16 | 8.0 | 9 | 0 | P.Supernaw | | 1 | 1 | 20 | 20.0 | 20 | 0 | | | |
| C.Thompson | 2 | 1 | 11 | 11.0 | 11 | 0 | J.Smith | | 1 | 0 | 0 | 0.0 | 0 | 0 | | | |
| B.Ellington | 2 | 1 | 7 | 7.0 | 7 | 0 | | | | | | | | | | | |
| A.Blue | 1 | 1 | 7 | 7.0 | 7 | 0 | | | | | | | | | | | |
| Total | 48 | 31 | 365 | 11.8 | 57 | 1 | Total | | 21 | 15 | 150 | 10.0 | 24 | 1 | | | |
| INTERCEPTIONS | | | | | | INTERCEPTIONS | | | | | | | | | | | |
| | NO | YDS | AVG | LG | TD | | | | | | | NO | YDS | AVG | LG | TD | |
| | | | | | | L.Sims | | | | | | 1 | 0 | 0.0 | 0 | 0 | |
| Total | 0 | 0 | 0 | 0 | 0 | Total | | | | | | 1 | 0 | 0.0 | 0 | 0 | |
| PUNTING | | | | | | | | PUNTING | | | | | | | | | |
| | NO | YDS | AVG | NET | TB | IN20 | LG | | NO | YDS | AVG | NET | TB | IN20 | LG | | |
| S.Lechler | 3 | 139 | 46.3 | 32.7 | 0 | 1 | 54 | B.Kern | 4 | 199 | 49.8 | 42.5 | 0 | 2 | 59 | | |
| Total | 3 | 139 | 46.3 | 32.7 | 0 | 1 | 54 | Total | 4 | 199 | 49.8 | 42.5 | 0 | 2 | 59 | | |
| PUNT RETURNS | | | | | | | | PUNT RETURNS | | | | | | | | | |
| | NO | YDS | AVG | FC | LG | TD | | | NO | YDS | AVG | FC | LG | TD | | | |
| C.Thompson | 2 | 21 | 10.5 | 0 | 15 | 0 | A.Jackson | | 2 | 41 | 20.5 | 0 | 25 | 0 | | | |
| B.Miller | 1 | 8 | 8.0 | 1 | 8 | 0 | [OUT OF BOUNDS] | | 1 | 0 | 0.0 | 0 | 0 | 0 | | | |
| Total | 3 | 29 | 9.7 | 1 | 15 | 0 | Total | | 2 | 41 | 20.5 | 0 | 25 | 0 | | | |
| KICKOFF RETURNS | | | | | | | | KICKOFF RETURNS | | | | | | | | | |
| | NO | YDS | AVG | FC | LG | TD | | | NO | YDS | AVG | FC | LG | TD | | | |
| C.Thompson | 2 | 42 | 21.0 | 0 | 26 | 0 | [TOUCHBACK] | | 4 | 0 | 0.0 | 0 | 0 | 0 | | | |
| [TOUCHBACK] | 3 | 0 | 0.0 | 0 | 0 | 0 | | | | | | | | | | | |
| Total | 2 | 42 | 21.0 | 0 | 26 | 0 | Total | | 0 | 0 | 0.0 | 0 | 0 | 0 | | | |

Houston Texans

| FUMBLES | FUM | LOST | OWN-REC | YDS | TD | FORCED | OPP-REC | YDS | TD | OUT-BDS |
|------------|-----|------|---------|-----|----|--------|---------|-----|----|---------|
| C.Thompson | 1 | 0 | 1 | 0 | 0 | 0 | 0 | 0 | 0 | 0 |
| A.Blue | 0 | 0 | 0 | 0 | 0 | 1 | 0 | 0 | 0 | 0 |
| A.Hal | 0 | 0 | 0 | 0 | 0 | 1 | 0 | 0 | 0 | 0 |
| J.Todman | 0 | 0 | 0 | 0 | 0 | 0 | 1 | 0 | 0 | 0 |
| Total | 1 | 0 | 1 | 0 | 0 | 2 | 1 | 0 | 0 | 0 |

Tennessee Titans

| FUMBLES | FUM | LOST | OWN-REC | YDS | TD | FORCED | OPP-REC | YDS | TD | OUT-BDS |
|-----------|-----|------|---------|-----|----|--------|---------|-----|----|---------|
| D.Henry | 1 | 0 | 0 | 0 | 0 | 0 | 0 | 0 | 0 | 1 |
| A.Jackson | 1 | 1 | 0 | 0 | 0 | 0 | 0 | 0 | 0 | 0 |
| Total | 2 | 1 | 0 | 0 | 0 | 0 | 0 | 0 | 0 | 1 |

Play By Play

First Quarter

12/3/2017

TEN wins the coin toss and elects to defer. HST elects to Receive, and TEN elects to defend the south goal.

R.Succop kicks 65 yards from TEN 35 to end zone, Touchback.

Houston Texans at 15:00

- 1-10-HST 25 (15:00) (Shotgun) T.Savage pass short right to A.Ellington to HST 30 for 5 yards (J.Cyprien).
- 2-5-HST 30 (14:26) (Shotgun) L.Miller left guard to HST 30 for no gain (D.Jones; A.Williamson).
- 3-5-HST 30 (13:44) (Shotgun) T.Savage pass short left to D.Hopkins pushed ob at HST 34 for 4 yards (L.Ryan).
- 4-1-HST 34 (13:17) (Punt formation) S.Lechler punts 54 yards to TEN 12, Center-J.Weeks. A.Jackson to TEN 37 for 25 yards (A.Blue). FUMBLES (A.Blue), RECOVERED by HST-J.Todman at TEN 41. J.Todman to TEN 41 for no gain (A.Johnson).

Houston Texans at 13:00

- 1-10-TEN 41 (13:00) (Shotgun) T.Savage pass incomplete deep right to C.Fiedorowicz.
- 2-10-TEN 41 (12:55) (Shotgun) L.Miller up the middle to TEN 40 for 1 yard (D.Jones).
- 3-9-TEN 40 (12:13) (Shotgun) T.Savage pass deep right to A.Ellington pushed ob at TEN 11 for 29 yards (K.Byard). P1
- 1-10-TEN 11 (11:49) A.Ellington right end to TEN 14 for -3 yards (E.Walden).
- 2-13-TEN 14 (11:08) L.Miller up the middle to TEN 12 for 2 yards (B.Orakpo).
- 3-11-TEN 12 (10:23) (Shotgun) T.Savage pass incomplete short middle to S.Anderson.
- PENALTY on TEN-W.Woodyard, Defensive Pass Interference, 8 yards, enforced at TEN 12 - No Play. X2
- 1-4-TEN 4 (10:19) (Shotgun) T.Savage pass short left to D.Hopkins for 4 yards, TOUCHDOWN.
The Replay Official reviewed the pass completion ruling, and the play was REVERSED.
(Shotgun) T.Savage pass incomplete short left to D.Hopkins (L.Ryan).
- 2-4-TEN 4 (10:13) (Shotgun) A.Blue up the middle to TEN 5 for -1 yards (J.Cyprien; A.Williamson).
- 3-5-TEN 5 (9:30) (Shotgun) T.Savage pass incomplete short right to D.Hopkins.
- 4-5-TEN 5 (9:25) (Field Goal formation) K.Fairbairn 23 yard field goal is GOOD, Center-J.Weeks, Holder-S.Lechler.

HST 3 TEN 0, 9 plays, 36 yards, 1 penalty, 3:39 drive, 5:39 elapsed

K.Fairbairn kicks 65 yards from HST 35 to end zone, Touchback.

Tennessee Titans at 9:21

- 1-10-TEN 25 (9:21) (Shotgun) M.Mariota pass short left to C.Davis pushed ob at TEN 38 for 13 yards (M.Gilchrist). P1
- 1-10-TEN 38 (8:42) M.Mariota pass short middle to P.Supernaw to HST 42 for 20 yards (A.Hal). P2
- 1-10-HST 42 (8:02) (Shotgun) PENALTY on TEN-T.Lewan, False Start, 5 yards, enforced at HST 42 - No Play.
- 1-15-HST 47 (7:41) M.Mariota pass short left to E.Decker pushed ob at HST 35 for 12 yards (K.Johnson).
- 2-3-HST 35 (7:11) (Shotgun) D.Murray up the middle to HST 30 for 5 yards (D.Reader; B.McKinney). R3
- 1-10-HST 30 (6:32) M.Mariota pass incomplete deep left to C.Davis.
- 2-10-HST 30 (6:26) (Shotgun) D.Murray left guard to HST 21 for 9 yards (B.McKinney).
- 3-1-HST 21 (5:42) M.Mariota sacked ob at HST 22 for -1 yards (B.McKinney).
- 4-2-HST 22 (4:59) (Field Goal formation) R.Succop 40 yard field goal is No Good, Wide Right, Center-B.Brinkley, Holder-B.Kern.

Houston Texans at 4:54

- 1-10-HST 30 (4:54) (Shotgun) L.Miller left tackle to HST 34 for 4 yards (J.Cyprien).
- PENALTY on HST-N.Martin, Offensive Holding, 10 yards, enforced at HST 30 - No Play.
- 1-20-HST 20 (4:33) (Shotgun) T.Savage pass short left to B.Ellington to HST 27 for 7 yards (A.Williamson).
- 2-13-HST 27 (3:48) (Shotgun) T.Savage pass short right to C.Fiedorowicz to HST 36 for 9 yards (W.Woodyard; J.Brown).
- 3-4-HST 36 (3:05) (Shotgun) T.Savage pass incomplete short left to B.Ellington (J.Cyprien).
- 4-4-HST 36 (2:57) (Punt formation) S.Lechler punts 48 yards to TEN 16, Center-J.Weeks. A.Jackson pushed ob at TEN 32 for 16 yards (J.Jenkins).
- PENALTY on TEN-J.Brown, Illegal Block Above the Waist, 10 yards, enforced at TEN 32.

Tennessee Titans at 2:44

- 1-10-TEN 22 (2:44) (Shotgun) D.Murray right tackle to TEN 36 for 14 yards (M.Gilchrist). R4
- 1-10-TEN 36 (2:05) (Shotgun) D.Murray right guard to TEN 37 for 1 yard (A.Hal).
- 2-9-TEN 37 (1:30) (Shotgun) D.Murray up the middle to TEN 40 for 3 yards (B.McKinney; C.Watkins).
- 3-6-TEN 40 (:45) (Shotgun) M.Mariota pass short left to D.Walker to HST 49 for 11 yards (M.Gilchrist). P5
- 1-10-HST 49 (:06) D.Henry right tackle to HST 49 for no gain (A.Blackson).

END OF QUARTER

| | Score | Time Poss | First Downs | | | | Efficiencies | |
|------------------|-------|-----------|-------------|---|---|---|--------------|--------|
| | | | R | P | X | T | 3 Down | 4 Down |
| Houston Texans | 3 | 7:49 | 0 | 1 | 1 | 2 | 1/4 | 0/0 |
| Tennessee Titans | 0 | 7:11 | 2 | 3 | 0 | 5 | 1/2 | 0/0 |

Play By Play

Second Quarter

12/3/2017

Tennessee Titans continued.

- 2-10-HST 49 (15:00) (Shotgun) M.Mariota pass incomplete deep right to C.Davis (A.Hal).
PENALTY on HST-J.Clowney, Defensive Offside, 5 yards, enforced at HST 49 - No Play.
- 2-5-HST 44 (14:54) (Shotgun) D.Murray up the middle to HST 43 for 1 yard (A.Blackson).
- 3-4-HST 43 (14:12) (Shotgun) M.Mariota pass incomplete short left to J.Smith (M.Gilchrist).
- 4-4-HST 43 (14:05) (Punt formation) B.Kern punts 30 yards to HST 13, Center-B.Brinkley, fair catch by B.Miller.

Houston Texans at 13:57

- 1-10-HST 13 (13:57) (Shotgun) T.Savage pass short middle to B.Miller to HST 23 for 10 yards (E.Walden). P3
PENALTY on TEN-E.Walden, Tripping, 10 yards, enforced at HST 23. X4
- 1-10-HST 33 (13:27) (Shotgun) A.Blue right guard to HST 33 for no gain (J.Casey; D.Morgan).
- 2-10-HST 33 (12:47) (Shotgun) T.Savage pass short middle to C.Fiedorowicz to HST 40 for 7 yards (A.Williamson; K.Byard).
- 3-3-HST 40 (12:10) (Shotgun) T.Savage pass deep middle to B.Miller to TEN 3 for 57 yards (A.Jackson) [K.Klug]. P5
- 1-3-TEN 3 (11:36) (No Huddle) A.Ellington left tackle to TEN 4 for -1 yards (W.Woodyard; J.Casey).
- 2-4-TEN 4 (10:52) (Shotgun) T.Savage pass incomplete short left to S.Anderson.
- 3-4-TEN 4 (10:48) (Shotgun) T.Savage pass short left to S.Anderson for 4 yards, TOUCHDOWN. P6
The Replay Official reviewed the pass completion ruling, and the play was Upheld. The ruling on the field stands.
K.Fairbairn extra point is GOOD, Center-J.Weeks, Holder-S.Lechler.

HST 10 TEN 0, 7 plays, 87 yards, 1 penalty, 3:17 drive, 4:20 elapsed

K.Fairbairn kicks 65 yards from HST 35 to end zone, Touchback.

Tennessee Titans at 10:40

- 1-10-TEN 25 (10:40) M.Mariota scrambles right end to TEN 27 for 2 yards (J.Joseph).
- 2-8-TEN 27 (10:01) D.Henry right end to TEN 33 for 6 yards (B.McKinney).
- 3-2-TEN 33 (9:18) (Shotgun) D.Murray right guard to TEN 37 for 4 yards (B.McKinney). R6
- 1-10-TEN 37 (8:38) (Shotgun) M.Mariota pass short left to D.Henry to TEN 43 for 6 yards (K.Jackson).
PENALTY on HST-J.Clowney, Defensive Offside, 5 yards, enforced at TEN 37 - No Play.
- 1-5-TEN 42 (8:13) (Shotgun) M.Mariota pass short right to D.Walker to TEN 39 for -3 yards (J.Joseph).
- 2-8-TEN 39 (7:27) M.Mariota pass short right to E.Decker ran ob at HST 49 for 12 yards. P7
- 1-10-HST 49 (6:55) (Shotgun) M.Mariota pass incomplete deep left to E.Decker.
- 2-10-HST 49 (6:49) (Shotgun) M.Mariota pass short right to E.Decker to HST 46 for 3 yards (J.Joseph).
- 3-7-HST 46 (6:09) (Shotgun) M.Mariota pass short right to D.Murray to HST 33 for 13 yards (J.Joseph). P8
- 1-10-HST 33 (5:25) D.Henry right tackle to HST 9 for 24 yards (A.Hal). FUMBLES (A.Hal), ball out of bounds at HST 6. R9
- 1-9-HST 9 (4:23) (Shotgun) M.Mariota scrambles left end for 9 yards, TOUCHDOWN. R10
R.Succop extra point is GOOD, Center-B.Brinkley, Holder-B.Kern.

HST 10 TEN 7, 10 plays, 75 yards, 1 penalty, 6:22 drive, 10:42 elapsed

R.Succop kicks 60 yards from TEN 35 to HST 5. C.Thompson to HST 21 for 16 yards (B.Trawick).

Houston Texans at 4:18, (1st play from scrimmage 4:13)

- 1-10-HST 21 (4:13) T.Savage pass short left to B.Miller to HST 23 for 2 yards (A.Johnson).
- 2-8-HST 23 (3:27) (Shotgun) T.Savage pass short left to D.Hopkins pushed ob at HST 40 for 17 yards (K.Byard). P7
- 1-10-HST 40 (3:01) L.Miller up the middle to HST 44 for 4 yards (W.Woodyard).
- 2-6-HST 44 (2:24) L.Miller right tackle to HST 48 for 4 yards (A.Jackson; D.Jones).

Two-Minute Warning

- 3-2-HST 48 (2:00) (Shotgun) T.Savage pass deep right to D.Hopkins ran ob at TEN 35 for 17 yards. P8
The Replay Official reviewed the pass completion ruling, and the play was Upheld. The ruling on the field stands.
- 1-10-TEN 35 (1:54) (Shotgun) T.Savage sacked at TEN 42 for -7 yards (D.Jones).
Timeout #1 by TEN at 01:46.
- 2-17-TEN 42 (1:46) (Shotgun) T.Savage pass short left to B.Miller to TEN 40 for 2 yards (K.Byard).
Timeout #2 by TEN at 01:41.
- 3-15-TEN 40 (1:41) (Shotgun) T.Savage pass short right to S.Anderson to TEN 22 for 18 yards (J.Cyprien). P9
- 1-10-TEN 22 (:59) (No Huddle, Shotgun) T.Savage pass incomplete short left to S.Anderson (A.Jackson).
- 2-10-TEN 22 (:53) (Shotgun) T.Savage pass incomplete deep right to D.Hopkins.
- 3-10-TEN 22 (:48) (Shotgun) T.Savage sacked at TEN 30 for -8 yards (sack split by D.Jones and B.Orakpo).
Timeout #1 by HST at 00:43.

Houston Texans vs Tennessee Titans at Nissan Stadium

| | | |
|--------------------------|--|------------|
| 4-18-TEN 30 | (:43) (Field Goal formation) K.Fairbairn 48 yard field goal is No Good, Hit Left Upright, Center-J.Weeks, Holder-S.Lechler. | |
| Tennessee Titans at 0:38 | | |
| 1-10-TEN 38 | (:38) (Shotgun) M.Mariota pass short left to T.Taylor to HST 47 for 15 yards (K.Jackson). TEN-T.Taylor was injured during the play. His return is Questionable. Timeout #3 by TEN at 00:30. | P11 |
| <u>1-10-HST 47</u> | (:30) (Shotgun) M.Mariota pass incomplete short right. | |
| 2-10-HST 47 | (:22) (Shotgun) M.Mariota scrambles left end pushed ob at HST 35 for 12 yards (M.Williams). PENALTY on HST-K.Johnson, Defensive Holding, 5 yards, enforced at HST 35. | R12 X13 |
| <u>1-10-HST 30</u> | (:14) (Shotgun) M.Mariota pass incomplete deep left to C.Davis. PENALTY on HST-J.Clowney, Defensive Offside, 5 yards, enforced at HST 30 - No Play. | |
| 1-5-HST 25 | (:08) (Field Goal formation) R.Succop 43 yard field goal is GOOD, Center-B.Brinkley, Holder-B.Kern. | |

| |
|--|
| HST 10 TEN 10, 4 plays, 37 yards, 2 penalties, 0:35 drive, 14:57 elapsed |
|--|

R.Succop kicks 65 yards from TEN 35 to end zone, Touchback.

Houston Texans at 0:03

1-10-HST 25 (:03) T.Savage kneels to HST 24 for -1 yards.

END OF QUARTER

| | Score | Time Poss | First Downs | | | | Efficiencies | |
|------------------|-------|-----------|-------------|---|---|---|--------------|--------|
| | | | R | P | X | T | 3 Down | 4 Down |
| Houston Texans | 10 | 7:00 | 0 | 6 | 1 | 7 | 4/5 | 0/0 |
| Tennessee Titans | 10 | 8:00 | 4 | 3 | 1 | 8 | 2/3 | 0/0 |

First Half Summary

TIME OF POSSESSION

| | |
|--------|-------|
| Texans | 14:49 |
| Titans | 15:11 |

| Scoring Plays | | | | | |
|---------------|-----|-------|---|---------|------|
| Team | Qtr | Time | Play Description (Extra Point) (Drive Info) | Visitor | Home |
| Texans | 1 | 9:21 | K.Fairbairn 23 yd. Field Goal (9-36, 3:39) | 3 | 0 |
| Texans | 2 | 10:40 | S.Anderson 4 yd. pass from T.Savage (K.Fairbairn kick) (7-87, 3:17) | 10 | 0 |
| Titans | 2 | 4:18 | M.Mariota 9 yd. run (R.Succop kick) (10-75, 6:22) | 10 | 7 |
| Titans | 2 | 0:03 | R.Succop 43 yd. Field Goal (4-37, 0:35) | 10 | 10 |

| | Houston Texans | Tennessee Titans |
|--|----------------|------------------|
| TOTAL FIRST DOWNS | 9 | 13 |
| First Downs Rushing-Passing-by Penalty | 0 - 7 - 2 | 6 - 6 - 1 |
| THIRD DOWN EFFICIENCY | 5-9-56% | 3-5-60% |
| TOTAL NET YARDS | 178 | 185 |
| Total Offensive Plays | 33 | 27 |
| NET YARDS RUSHING | 5 | 90 |
| NET YARDS PASSING | 173 | 95 |
| Gross Yards Passing | 188 | 96 |
| Times thrown-yards lost attempting to pass | 2-15 | 1-1 |
| Pass Attempts-Completions-Had Intercepted | 21 - 14 - 0 | 13 - 9 - 0 |
| Punts-Number and Average | 2 - 51 | 1 - 30 |
| Penalties-Number and Yards | 5 - 30 | 4 - 33 |
| Fumbles-Number and Lost | 0 - 0 | 2 - 1 |
| Red Zone Efficiency | 1-2-50% | 1-1-100% |
| Average Drive Start | HST 29 | TEN 28 |

| Houston Texans | | | | | | | | | | Tennessee Titans | | | | | | | | | |
|----------------|-----|-----|------|-------|----|----------------|-------------|-------|-----------|------------------|------|-----|-------|----|----|----|------|--|--|
| RUSHING | | | | | | RUSHING | | | | | | | | | | | | | |
| | ATT | YDS | AVG | LG | TD | | ATT | YDS | AVG | LG | TD | | | | | | | | |
| L.Miller | 5 | 11 | 2.2 | 4 | 0 | D.Murray | 7 | 37 | 5.3 | 14 | 0 | | | | | | | | |
| A.Blue | 2 | -1 | -0.5 | 0 | 0 | D.Henry | 3 | 30 | 10.0 | 24 | 0 | | | | | | | | |
| T.Savage | 1 | -1 | -1.0 | -1 | 0 | M.Mariota | 3 | 23 | 7.7 | 12 | 1 | | | | | | | | |
| A.Ellington | 2 | -4 | -2.0 | -1 | 0 | | | | | | | | | | | | | | |
| Total | 10 | 5 | 0.5 | 4 | 0 | Total | 13 | 90 | 6.9 | 24 | 1 | | | | | | | | |
| PASSING | | | | | | PASSING | | | | | | | | | | | | | |
| | ATT | CMP | YDS | SK/YD | TD | LG | IN | RT | | ATT | CMP | YDS | SK/YD | TD | LG | IN | RT | | |
| T.Savage | 21 | 14 | 188 | 2/15 | 1 | 57 | 0 | 110.8 | M.Mariota | 13 | 9 | 96 | 1/1 | 0 | 20 | 0 | 90.5 | | |
| Total | 21 | 14 | 188 | 2/15 | 1 | 57 | 0 | 110.8 | Total | 13 | 9 | 96 | 1/1 | 0 | 20 | 0 | 90.5 | | |
| PASS RECEIVING | | | | | | PASS RECEIVING | | | | | | | | | | | | | |
| | TAR | REC | YDS | AVG | LG | TD | | TAR | REC | YDS | AVG | LG | TD | | | | | | |
| B.Miller | 4 | 4 | 71 | 17.8 | 57 | 0 | E.Decker | 4 | 3 | 27 | 9.0 | 12 | 0 | | | | | | |
| D.Hopkins | 6 | 3 | 38 | 12.7 | 17 | 0 | D.Walker | 2 | 2 | 8 | 4.0 | 11 | 0 | | | | | | |
| A.Ellington | 2 | 2 | 34 | 17.0 | 29 | 0 | P.Super naw | 1 | 1 | 20 | 20.0 | 20 | 0 | | | | | | |
| S.Anderson | 4 | 2 | 22 | 11.0 | 18 | 1 | T.Taylor | 1 | 1 | 15 | 15.0 | 15 | 0 | | | | | | |
| C.Fiedorowicz | 3 | 2 | 16 | 8.0 | 9 | 0 | C.Davis | 2 | 1 | 13 | 13.0 | 13 | 0 | | | | | | |
| B.Ellington | 2 | 1 | 7 | 7.0 | 7 | 0 | D.Murray | 1 | 1 | 13 | 13.0 | 13 | 0 | | | | | | |
| | | | | | | | J.Smith | 1 | 0 | 0 | 0.0 | 0 | 0 | | | | | | |
| Total | 21 | 14 | 188 | 13.4 | 57 | 1 | Total | 12 | 9 | 96 | 10.7 | 20 | 0 | | | | | | |

[illegible]

12/3/2017 at Nissan Stadium

First Half Summary

[illegible]

Play By Play

Third Quarter

12/3/2017

TEN elects to Receive, and HST elects to defend the North goal.

K.Fairbairn kicks 65 yards from HST 35 to end zone, Touchback.

Tennessee Titans at 15:00

- 1-10-TEN 25 (15:00) (Shotgun) M.Mariota pass short left to C.Davis to TEN 24 for -1 yards (M.Williams).
- 2-11-TEN 24 (14:23) (Shotgun) D.Murray up the middle to TEN 27 for 3 yards (G.President).
- 3-8-TEN 27 (13:43) (Shotgun) M.Mariota pass incomplete short right to C.Davis.
- Penalty on TEN-T.Lewan, Offensive Holding, declined.
- 4-8-TEN 27 (13:36) (Punt formation) B.Kern punts 55 yards to HST 18, Center-B.Brinkley. B.Miller ran ob at HST 26 for 8 yards (E.Weems).

Houston Texans at 13:26

- 1-10-HST 26 (13:26) L.Miller left tackle to HST 29 for 3 yards (A.Williamson). TEN-D.Jones was injured during the play. His return is Questionable.
- 2-7-HST 29 (12:53) (Shotgun) T.Savage pass short left to D.Hopkins to HST 35 for 6 yards (L.Ryan) [A.Williamson].
- 3-1-HST 35 (12:09) (Shotgun) L.Miller up the middle to HST 37 for 2 yards (A.Johnson). R10
- 1-10-HST 37 (11:30) (Shotgun) T.Savage pass short middle to A.Ellington to HST 42 for 5 yards (J.Cyprien).
- 2-5-HST 42 (10:56) (No Huddle, Shotgun) T.Savage pass short left to D.Hopkins to HST 47 for 5 yards (L.Ryan). P11
- 1-10-HST 47 (10:15) (Shotgun) T.Savage pass short left to D.Hopkins to TEN 41 for 12 yards (L.Ryan; K.Byard). P12
- 1-10-TEN 41 (9:29) (Shotgun) T.Savage pass short left to D.Hopkins pushed ob at TEN 36 for 5 yards (L.Ryan).
- 2-5-TEN 36 (8:58) L.Miller left end to TEN 24 for 12 yards (J.Casey). R13
- 1-10-TEN 24 (8:15) L.Miller right tackle to TEN 24 for no gain (K.Dodd).
- 2-10-TEN 24 (7:34) (Shotgun) T.Savage pass short left to L.Miller to TEN 21 for 3 yards (B.Orakpo).
- PENALTY on TEN-L.Ryan, Defensive Holding, 5 yards, enforced at TEN 24 - No Play. X14
- 1-10-TEN 19 (7:08) A.Blue left guard to TEN 16 for 3 yards (D.Morgan).
- Penalty on TEN-J.Casey, Unnecessary Roughness, offsetting.
- Penalty on HST-B.Giacomini, Unnecessary Roughness, offsetting.
- 2-7-TEN 16 (6:35) (Shotgun) T.Savage pass incomplete deep right to D.Hopkins (L.Ryan).
- 3-7-TEN 16 (6:29) (Shotgun) T.Savage pass short left to A.Blue to TEN 9 for 7 yards (W.Woodyard; L.Ryan). P15
- Tennessee challenged the first down ruling, and the play was Upheld. The ruling on the field stands. (Timeout #1.)
- 1-9-TEN 9 (6:21) A.Blue left guard to TEN 9 for no gain (A.Johnson).
- 2-9-TEN 9 (5:35) (Shotgun) T.Savage pass incomplete short middle to S.Anderson.
- 3-9-TEN 9 (5:29) (Shotgun) T.Savage pass incomplete short left to S.Anderson (J.Brown) [J.Casey].
- 4-9-TEN 9 (5:24) (Field Goal formation) K.Fairbairn 27 yard field goal is No Good, Wide Left, Center-J.Weeks, Holder-S.Lechler.

Tennessee Titans at 5:20

- 1-10-TEN 20 (5:20) (Shotgun) M.Mariota pass incomplete short right.
- 2-10-TEN 20 (5:12) (Shotgun) D.Murray right end to TEN 22 for 2 yards (J.Heath).
- 3-8-TEN 22 (4:21) (Shotgun) M.Mariota pass deep right to D.Walker ran ob at TEN 40 for 18 yards (K.Jackson). P14
- 1-10-TEN 40 (3:45) D.Murray right tackle to TEN 42 for 2 yards (Z.Cunningham).
- 2-8-TEN 42 (3:04) (Shotgun) D.Murray right tackle pushed ob at HST 36 for 22 yards (M.Gilchrist). R15
- 1-10-HST 36 (2:24) M.Mariota pass incomplete deep right to E.Decker (K.Jackson).
- 2-10-HST 36 (2:17) D.Henry right guard to HST 40 for -4 yards (C.Watkins).
- 3-14-HST 40 (1:38) (Shotgun) M.Mariota pass short right to D.Walker to HST 26 for 14 yards (A.Hal).
- Houston challenged the first down ruling, and the play was REVERSED.
- (Shotgun) M.Mariota pass short right to D.Walker to HST 27 for 13 yards (A.Hal).
- 4-1-HST 27 (:49) D.Henry right guard to HST 24 for 3 yards (B.Peters). R16
- 1-10-HST 24 (:09) M.Mariota pass deep middle to D.Walker for 24 yards, TOUCHDOWN [D.Reader]. TEN-D.Walker was injured during the play. P17
- His return is Questionable.
- R.Succop extra point is GOOD, Center-B.Brinkley, Holder-B.Kern.

HST 10 TEN 17, 10 plays, 80 yards, 5:17 drive, 14:57 elapsed

R.Succop kicks 65 yards from TEN 35 to end zone, Touchback.

Houston Texans at 0:03

- 1-10-HST 25 (:03) (Shotgun) L.Miller up the middle to HST 36 for 11 yards (K.Byard). R16

END OF QUARTER

| | Score | Time Poss | First Downs | | | | Efficiencies | |
|------------------|-------|-----------|-------------|---|---|---|--------------|--------|
| | | | R | P | X | T | 3 Down | 4 Down |
| Houston Texans | 10 | 8:09 | 3 | 3 | 1 | 7 | 2/3 | 0/0 |
| Tennessee Titans | 17 | 6:51 | 2 | 2 | 0 | 4 | 1/3 | 1/1 |

Play By Play

Fourth Quarter

12/3/2017

Houston Texans continued.

- 1-10-HST 36 (15:00) (Shotgun) L.Miller left tackle to HST 42 for 6 yards (A.Jackson).
 2-4-HST 42 (14:24) (Shotgun) L.Miller up the middle to HST 44 for 2 yards (W.Woodyard).
 3-2-HST 44 (13:41) (Shotgun) T.Savage pass incomplete short left to D.Hopkins.
 4-2-HST 44 (13:37) (Punt formation) S.Lechler punts 37 yards to TEN 19, Center-J.Weeks, out of bounds.

Tennessee Titans at 13:28

- 1-10-TEN 19 (13:28) D.Henry left end to TEN 18 for -1 yards (J.Clowney).
 2-11-TEN 18 (12:48) (Shotgun) M.Mariota pass incomplete deep right to E.Decker.
 PENALTY on HST-K.Johnson, Defensive Pass Interference, 20 yards, enforced at TEN 18 - No Play. X18
1-10-TEN 38 (12:43) D.Henry up the middle to TEN 37 for -1 yards (Z.Cunningham).
 2-11-TEN 37 (11:58) (Shotgun) M.Mariota pass incomplete deep left to E.Decker.
 3-11-TEN 37 (11:50) (Shotgun) M.Mariota pass short right to D.Murray to TEN 37 for no gain (B.McKinney).
 Penalty on TEN-B.Jones, Illegal Block Above the Waist, declined.
 4-11-TEN 37 (11:40) (Punt formation) B.Kern punts 59 yards to HST 4, Center-B.Brinkley. C.Thompson pushed ob at HST 19 for 15 yards (B.Trawick).

Houston Texans at 11:31

- 1-10-HST 19 (11:31) (Shotgun) L.Miller right guard to HST 22 for 3 yards (A.Johnson; W.Woodyard).
 2-7-HST 22 (10:46) T.Savage sacked at HST 22 for 0 yards (A.Johnson).
 3-7-HST 22 (10:00) (Shotgun) T.Savage pass short left to D.Hopkins pushed ob at HST 36 for 14 yards (L.Sims; K.Byard). P17
1-10-HST 36 (9:21) (Shotgun) L.Miller left guard to HST 39 for 3 yards (W.Woodyard; J.Casey). TEN-W.Woodyard was injured during the play. His return is Questionable.
 2-7-HST 39 (8:43) (Shotgun) T.Savage pass incomplete short left to D.Hopkins [J.Casey].
 PENALTY on HST-B.Giacomini, Offensive Holding, 10 yards, enforced at HST 39 - No Play.
 2-17-HST 29 (8:37) (Shotgun) T.Savage pass short middle to L.Miller to HST 40 for 11 yards (K.Byard).
 3-6-HST 40 (7:50) (Shotgun) T.Savage pass incomplete short middle to S.Anderson.
 PENALTY on TEN-J.Brown, Defensive Pass Interference, 10 yards, enforced at HST 40 - No Play. X18
1-10-50 (7:45) (Shotgun) L.Miller right guard to TEN 47 for 3 yards (A.Williamson).
 2-7-TEN 47 (7:04) (Shotgun) T.Savage pass short right to A.Ellington ran ob at TEN 35 for 12 yards. P19
1-10-TEN 35 (6:44) (Shotgun) T.Savage pass short right to C.Thompson pushed ob at TEN 24 for 11 yards (A.Jackson). P20
1-10-TEN 24 (6:07) (Shotgun) T.Savage pass short right to D.Hopkins to TEN 16 for 8 yards (L.Sims).
 PENALTY on HST-J.Allen, Offensive Holding, 10 yards, enforced at TEN 24 - No Play.
 Timeout #1 by HST at 05:32.
 1-20-TEN 34 (5:32) (Shotgun) T.Savage pass short middle to S.Anderson to TEN 24 for 10 yards (W.Woodyard).
 2-10-TEN 24 (4:52) (Shotgun) T.Savage pass incomplete short middle to C.Thompson.
 3-10-TEN 24 (4:47) (Shotgun) T.Savage pass incomplete deep middle to A.Ellington.
 4-10-TEN 24 (4:42) (Field Goal formation) K.Fairbairn 42 yard field goal is GOOD, Center-J.Weeks, Holder-S.Lechler.

HST 13 TEN 17, 12 plays, 57 yards, 1 penalty, 6:54 drive, 10:23 elapsed

K.Fairbairn kicks 65 yards from HST 35 to end zone, Touchback.

Tennessee Titans at 4:37

- 1-10-TEN 25 (4:37) (Shotgun) D.Henry right guard to TEN 27 for 2 yards (G.President; Z.Cunningham).
 2-8-TEN 27 (3:44) (Shotgun) M.Mariota pass short middle to T.Taylor pushed ob at TEN 27 for no gain (K.Jackson).
 3-8-TEN 27 (3:39) (Shotgun) M.Mariota sacked at TEN 24 for -3 yards (Z.Cunningham).
 4-11-TEN 24 (3:01) (Punt formation) B.Kern punts 55 yards to HST 21, Center-B.Brinkley. C.Thompson MUFFS catch, touched at HST 21, and recovers at HST 22. C.Thompson to HST 28 for 6 yards (T.Smith).

Houston Texans at 2:47

- 1-10-HST 28 (2:47) (Shotgun) T.Savage pass short left to A.Ellington to HST 33 for 5 yards (K.Byard).
 2-5-HST 33 (2:14) (No Huddle, Shotgun) T.Savage pass deep left to S.Anderson pushed ob at TEN 42 for 25 yards (W.Woodyard). P21
1-10-TEN 42 (2:08) (Shotgun) T.Savage pass short right to L.Miller pushed ob at TEN 36 for 6 yards (J.Cyprien).
 2-4-TEN 36 (2:02) (Shotgun) T.Savage pass incomplete short right to S.Anderson.

Two-Minute Warning

- 3-4-TEN 36 (1:57) (Shotgun) T.Savage pass incomplete short right to S.Anderson (K.Byard).
 4-4-TEN 36 (1:54) (Shotgun) PENALTY on HST-J.Allen, False Start, 5 yards, enforced at TEN 36 - No Play.
 4-9-TEN 41 (1:54) (Shotgun) PENALTY on HST-J.Allen, False Start, 5 yards, enforced at TEN 41 - No Play.

Houston Texans vs Tennessee Titans at Nissan Stadium

4-14-TEN 46 (1:54) (Shotgun) PENALTY on HST-J.Allen, False Start, 5 yards, enforced at TEN 46 - No Play.

4-19-HST 49 (1:54) (Shotgun) T.Savage pass deep right to S.Anderson to TEN 29 for 22 yards (L.Sims). P22

The Replay Official reviewed the pass completion ruling, and the play was Upheld. The ruling on the field stands.

1-10-TEN 29 (1:13) (Shotgun) T.Savage pass deep right intended for D.Hopkins INTERCEPTED by L.Sims at TEN -8. L.Sims to TEN 15 for 23 yards.

The Replay Official reviewed the runner was not down by contact ruling, and the play was REVERSED.

(Shotgun) T.Savage pass deep right intended for D.Hopkins INTERCEPTED by L.Sims at TEN -8. Touchback.

Tennessee Titans at 1:08

1-10-TEN 20 (1:08) D.Henry right tackle to TEN 23 for 3 yards (J.Clowney; A.Hal).

Timeout #2 by HST at 01:01.

2-7-TEN 23 (1:01) D.Henry right guard to TEN 25 for 2 yards (K.Johnson; J.Clowney).

Timeout #3 by HST at 00:57.

3-5-TEN 25 (:57) D.Henry left end for 75 yards, TOUCHDOWN. R19

PENALTY on TEN-B.Jones, Taunting, 15 yards, enforced between downs.

R.Succop extra point is GOOD, Center-B.Brinkley, Holder-B.Kern.

HST 13 TEN 24, 3 plays, 80 yards, 0:22 drive, 14:14 elapsed

R.Succop kicks 75 yards from TEN 20 to HST 5. C.Thompson to HST 31 for 26 yards (E.Weems).

Houston Texans at 0:46, (1st play from scrimmage 0:39)

1-10-HST 31 (:39) (Shotgun) T.Savage pass short left to L.Miller pushed ob at HST 41 for 10 yards (J.Cyprien). P23

1-10-HST 41 (:33) (Shotgun) T.Savage pass incomplete short left to S.Anderson.

2-10-HST 41 (:25) (Shotgun) T.Savage pass short middle to L.Miller to TEN 48 for 11 yards (B.McCain). P24

1-10-TEN 48 (:03) (No Huddle) T.Savage spiked the ball to stop the clock.

2-10-TEN 48 (:02) (Shotgun) T.Savage sacked at HST 33 for -19 yards (sack split by D.Morgan and B.Orakpo).

END OF QUARTER

| | Score | Time Poss | First Downs | | | | Efficiencies | |
|------------------|-------|-----------|-------------|---|---|---|--------------|--------|
| | | | R | P | X | T | 3 Down | 4 Down |
| Houston Texans | 13 | 10:51 | 0 | 7 | 1 | 8 | 1/4 | 1/1 |
| Tennessee Titans | 24 | 4:09 | 1 | 0 | 1 | 2 | 1/3 | 0/0 |

12/3/2017 at Nissan Stadium

| Houston Texans | Regular Defensive Plays | | | | | | | | | | | | Special Teams | | | | | Misc | | | |
|----------------|-------------------------|-----|------|----|-------|-----|---|----|----|----|----|-----|---------------|----|----|----|-----|------|----|----|--|
| | TKL | AST | COMB | SK | / YDS | TFL | Q | IN | PD | FF | FR | TKL | AST | FF | FR | BL | TKL | AST | FF | FR | |
| B.McKinney | 5 | 2 | 7 | 1 | 1 | 1 | 0 | 0 | 0 | 0 | 0 | 0 | 0 | 0 | 0 | 0 | 0 | 0 | 0 | 0 | |
| A.Hal | 4 | 1 | 5 | 0 | 0 | 0 | 0 | 0 | 0 | 1 | 0 | 0 | 0 | 0 | 0 | 0 | 0 | 0 | 0 | 0 | |
| M.Gilchrist | 4 | 0 | 4 | 0 | 0 | 0 | 0 | 0 | 1 | 0 | 0 | 0 | 0 | 0 | 0 | 0 | 0 | 0 | 0 | 0 | |
| J.Joseph | 4 | 0 | 4 | 0 | 0 | 1 | 0 | 0 | 0 | 0 | 0 | 0 | 0 | 0 | 0 | 0 | 0 | 0 | 0 | 0 | |
| Z.Cunningham | 3 | 1 | 4 | 1 | 3 | 2 | 1 | 0 | 0 | 0 | 0 | 0 | 0 | 0 | 0 | 0 | 0 | 0 | 0 | 0 | |
| K.Jackson | 3 | 0 | 3 | 0 | 0 | 0 | 0 | 0 | 1 | 0 | 0 | 0 | 0 | 0 | 0 | 0 | 0 | 0 | 0 | 0 | |
| J.Clowney | 1 | 2 | 3 | 0 | 0 | 1 | 0 | 0 | 0 | 0 | 0 | 0 | 0 | 0 | 0 | 0 | 0 | 0 | 0 | 0 | |
| A.Blackson | 2 | 0 | 2 | 0 | 0 | 0 | 0 | 0 | 0 | 0 | 0 | 0 | 0 | 0 | 0 | 0 | 0 | 0 | 0 | 0 | |
| M.Williams | 2 | 0 | 2 | 0 | 0 | 1 | 0 | 0 | 0 | 0 | 0 | 0 | 0 | 0 | 0 | 0 | 0 | 0 | 0 | 0 | |
| K.Johnson | 1 | 1 | 2 | 0 | 0 | 0 | 0 | 0 | 0 | 0 | 0 | 0 | 0 | 0 | 0 | 0 | 0 | 0 | 0 | 0 | |
| C.Watkins | 1 | 1 | 2 | 0 | 0 | 1 | 0 | 0 | 0 | 0 | 0 | 0 | 0 | 0 | 0 | 0 | 0 | 0 | 0 | 0 | |
| G.President | 1 | 1 | 2 | 0 | 0 | 0 | 0 | 0 | 0 | 0 | 0 | 0 | 0 | 0 | 0 | 0 | 0 | 0 | 0 | 0 | |
| J.Heath | 1 | 0 | 1 | 0 | 0 | 0 | 0 | 0 | 0 | 0 | 0 | 0 | 0 | 0 | 0 | 0 | 0 | 0 | 0 | 0 | |
| B.Peters | 1 | 0 | 1 | 0 | 0 | 0 | 0 | 0 | 0 | 0 | 0 | 0 | 0 | 0 | 0 | 0 | 0 | 0 | 0 | 0 | |
| D.Reader | 0 | 1 | 1 | 0 | 0 | 0 | 1 | 0 | 0 | 0 | 0 | 0 | 0 | 0 | 0 | 0 | 0 | 0 | 0 | 0 | |
| A.Blue | 0 | 0 | 0 | 0 | 0 | 0 | 0 | 0 | 0 | 0 | 0 | 0 | 1 | 0 | 1 | 0 | 0 | 0 | 0 | 0 | |
| J.Jenkins | 0 | 0 | 0 | 0 | 0 | 0 | 0 | 0 | 0 | 0 | 0 | 0 | 1 | 0 | 0 | 0 | 0 | 0 | 0 | 0 | |
| J.Todman | 0 | 0 | 0 | 0 | 0 | 0 | 0 | 0 | 0 | 0 | 0 | 0 | 0 | 0 | 1 | 0 | 0 | 0 | 0 | 0 | |
| C.Thompson | 0 | 0 | 0 | 0 | 0 | 0 | 0 | 0 | 0 | 0 | 0 | 0 | 0 | 0 | 1 | 0 | 0 | 0 | 0 | 0 | |
| Total | 33 | 10 | 43 | 2 | 4 | 7 | 2 | 0 | 2 | 1 | 0 | 2 | 0 | 1 | 2 | 0 | 0 | 0 | 0 | 0 | |

| Tennessee Titans | Regular Defensive Plays | | | | | | | | | | | | Special Teams | | | | | Misc | | | |
|------------------|-------------------------|-----|------|-----|-------|-----|----|----|----|----|----|-----|---------------|----|----|----|-----|------|----|----|--|
| | TKL | AST | COMB | SK | / YDS | TFL | QH | IN | PD | FF | FR | TKL | AST | FF | FR | BL | TKL | AST | FF | FR | |
| K.Byard | 6 | 3 | 9 | 0 | 0 | 0 | 0 | 0 | 1 | 0 | 0 | 0 | 0 | 0 | 0 | 0 | 0 | 0 | 0 | 0 | |
| W.Woodyard | 4 | 5 | 9 | 0 | 0 | 0 | 0 | 0 | 0 | 0 | 0 | 0 | 0 | 0 | 0 | 0 | 0 | 0 | 0 | 0 | |
| J.Cyprien | 5 | 1 | 6 | 0 | 0 | 0 | 0 | 0 | 1 | 0 | 0 | 0 | 0 | 0 | 0 | 0 | 0 | 0 | 0 | 0 | |
| L.Ryan | 4 | 2 | 6 | 0 | 0 | 0 | 0 | 0 | 2 | 0 | 0 | 0 | 0 | 0 | 0 | 0 | 0 | 0 | 0 | 0 | |
| A.Williamson | 3 | 3 | 6 | 0 | 0 | 0 | 1 | 0 | 0 | 0 | 0 | 0 | 0 | 0 | 0 | 0 | 0 | 0 | 0 | 0 | |
| A.Johnson | 4 | 1 | 5 | 1 | 0 | 0 | 1 | 0 | 0 | 0 | 0 | 0 | 1 | 0 | 0 | 0 | 0 | 0 | 0 | 0 | |
| D.Jones | 2 | 3 | 5 | 1.5 | 11 | 1 | 2 | 0 | 0 | 0 | 0 | 0 | 0 | 0 | 0 | 0 | 0 | 0 | 0 | 0 | |
| A.Jackson | 3 | 1 | 4 | 0 | 0 | 0 | 0 | 0 | 1 | 0 | 0 | 0 | 0 | 0 | 0 | 0 | 0 | 0 | 0 | 0 | |
| J.Casey | 1 | 3 | 4 | 0 | 0 | 0 | 1 | 0 | 0 | 0 | 0 | 0 | 0 | 0 | 0 | 0 | 0 | 0 | 0 | 0 | |
| B.Orakpo | 1 | 2 | 3 | 1 | 13.5 | 0 | 2 | 0 | 0 | 0 | 0 | 0 | 0 | 0 | 0 | 0 | 0 | 0 | 0 | 0 | |
| D.Morgan | 1 | 2 | 3 | 0.5 | 9.5 | 0 | 1 | 0 | 0 | 0 | 0 | 0 | 0 | 0 | 0 | 0 | 0 | 0 | 0 | 0 | |
| E.Walden | 2 | 0 | 2 | 0 | 0 | 1 | 0 | 0 | 0 | 0 | 0 | 0 | 0 | 0 | 0 | 0 | 0 | 0 | 0 | 0 | |
| L.Sims | 1 | 1 | 2 | 0 | 0 | 0 | 0 | 1 | 1 | 0 | 0 | 0 | 0 | 0 | 0 | 0 | 0 | 0 | 0 | 0 | |
| K.Dodd | 1 | 0 | 1 | 0 | 0 | 0 | 0 | 0 | 0 | 0 | 0 | 0 | 0 | 0 | 0 | 0 | 0 | 0 | 0 | 0 | |
| B.McCain | 1 | 0 | 1 | 0 | 0 | 0 | 0 | 0 | 0 | 0 | 0 | 0 | 0 | 0 | 0 | 0 | 0 | 0 | 0 | 0 | |
| J.Brown | 0 | 1 | 1 | 0 | 0 | 0 | 0 | 0 | 1 | 0 | 0 | 0 | 0 | 0 | 0 | 0 | 0 | 0 | 0 | 0 | |
| K.Klug | 0 | 0 | 0 | 0 | 0 | 0 | 1 | 0 | 0 | 0 | 0 | 0 | 0 | 0 | 0 | 0 | 0 | 0 | 0 | 0 | |
| B.Trawick | 0 | 0 | 0 | 0 | 0 | 0 | 0 | 0 | 0 | 0 | 0 | 0 | 2 | 0 | 0 | 0 | 0 | 0 | 0 | 0 | |
| E.Weems | 0 | 0 | 0 | 0 | 0 | 0 | 0 | 0 | 0 | 0 | 0 | 0 | 2 | 0 | 0 | 0 | 0 | 0 | 0 | 0 | |
| T.Smith | 0 | 0 | 0 | 0 | 0 | 0 | 0 | 0 | 0 | 0 | 0 | 0 | 1 | 0 | 0 | 0 | 0 | 0 | 0 | 0 | |
| Total | 39 | 28 | 67 | 4 | 34 | 2 | 9 | 1 | 7 | 0 | 0 | 6 | 0 | 0 | 0 | 0 | 0 | 0 | 0 | 0 | |

Houston Texans vs Tennessee Titans

12/3/2017 at Nissan Stadium

Ball Possession And Drive Chart

Houston Texans

| # | Time Recd | Time Lost | Time Poss | How Ball Obtained | Drive Began | # Play | Yds Gain | Yds Pen | Net Yds | 1st Down | Last Scrm | How Given Up |
|----|-----------|-----------|-----------|-------------------|-------------|--------|----------|---------|---------|----------|-----------|--------------|
| 1 | 15:00 | 13:00 | 2:00 | Kickoff | HST 25 | 3 | 9 | 0 | 9 | 0 | HST 34 | Punt |
| 2 | 13:00 | 9:21 | 3:39 | Fumble | TEN 41 | 9 | 28 | 8 | 36 | 2 | * TEN 5 | Field Goal |
| 3 | 4:54 | 2:44 | 2:10 | Missed FG | HST 30 | 3 | 16 | -10 | 6 | 0 | HST 36 | Punt |
| 4 | 13:57 | 10:40 | 3:17 | Punt | HST 13 | 7 | 77 | 10 | 87 | 4 | * TEN 4 | Touchdown |
| 5 | 4:18 | 0:38 | 3:40 | Kickoff | HST 21 | 12 | 49 | 0 | 49 | 3 | TEN 30 | Missed FG |
| 6 | 0:03 | 0:00 | 0:03 | Kickoff | HST 25 | 1 | -1 | 0 | -1 | 0 | HST 25 | End of Half |
| 7 | 13:26 | 5:20 | 8:06 | Punt | HST 26 | 16 | 60 | 5 | 65 | 6 | * TEN 9 | Missed FG |
| 8 | 0:03 | 13:28 | 1:35 | Kickoff | HST 25 | 4 | 19 | 0 | 19 | 1 | HST 44 | Punt |
| 9 | 11:31 | 4:37 | 6:54 | Punt | HST 19 | 12 | 67 | -10 | 57 | 4 | TEN 24 | Field Goal |
| 10 | 2:47 | 1:08 | 1:39 | Punt | HST 28 | 7 | 58 | -15 | 43 | 2 | TEN 29 | Interception |
| 11 | 0:46 | 0:00 | 0:46 | Kickoff | HST 31 | 5 | 2 | 0 | 2 | 2 | TEN 48 | End of Game |

(302) Average HST 27

Tennessee Titans

| # | Time Recd | Time Lost | Time Poss | How Ball Obtained | Drive Began | # Play | Yds Gain | Yds Pen | Net Yds | 1st Down | Last Scrm | How Given Up |
|---|-----------|-----------|-----------|-------------------|-------------|--------|----------|---------|---------|----------|-----------|--------------|
| 1 | 9:21 | 4:54 | 4:27 | Kickoff | TEN 25 | 8 | 58 | -5 | 53 | 3 | HST 22 | Missed FG |
| 2 | 2:44 | 13:57 | 3:47 | Punt | TEN 22 | 7 | 30 | 5 | 35 | 2 | HST 43 | Punt |
| 3 | 10:40 | 4:18 | 6:22 | Kickoff | TEN 25 | 10 | 70 | 5 | 75 | 5 | * HST 9 | Touchdown |
| 4 | 0:38 | 0:03 | 0:35 | Missed FG | TEN 38 | 4 | 27 | 10 | 37 | 3 | HST 25 | Field Goal |
| 5 | 15:00 | 13:26 | 1:34 | Kickoff | TEN 25 | 3 | 2 | 0 | 2 | 0 | TEN 27 | Punt |
| 6 | 5:20 | 0:03 | 5:17 | Missed FG | TEN 20 | 10 | 80 | 0 | 80 | 4 | HST 24 | Touchdown |
| 7 | 13:28 | 11:31 | 1:57 | Punt | TEN 19 | 4 | -2 | 20 | 18 | 1 | TEN 37 | Punt |
| 8 | 4:37 | 2:47 | 1:50 | Kickoff | TEN 25 | 3 | -1 | 0 | -1 | 0 | TEN 24 | Punt |
| 9 | 1:08 | 0:46 | 0:22 | Interception | TEN 20 | 3 | 80 | 0 | 80 | 1 | TEN 25 | Touchdown |

(219) Average TEN 24

* inside opponent's 20

Time of Possession by Quarter

| | 1st | 2nd | 3rd | 4th | OT | Total |
|-------------------------------|------|------|------|-------|----|-------|
| Visitor Houston Texans | 7:49 | 7:00 | 8:09 | 10:51 | | 33:49 |
| Home Tennessee Titans | 7:11 | 8:00 | 6:51 | 4:09 | | 26:11 |

Kickoff Drive No.-Start Average

Texans: 5 - HST 25

Titans: 4 - TEN 25

Miscellaneous Statistics Report

Houston Texans vs Tennessee Titans

12/3/2017 at Nissan Stadium

Ten Longest Plays for Houston Texans

| Yards | Qtr | Play Start | Play Description |
|-------|-----|-------------|---|
| 57 | 2 | 3-3-HST 40 | (12:10) (Shotgun) T.Savage pass deep middle to B.Miller to TEN 3 for 57 yards (A.Jackson) [K.Klug]. |
| 29 | 1 | 3-9-TEN 40 | (12:13) (Shotgun) T.Savage pass deep right to A.Ellington pushed ob at TEN 11 for 29 yards (K.Byard). |
| 25 | 4 | 2-5-HST 33 | (2:14) (No Huddle, Shotgun) T.Savage pass deep left to S.Anderson pushed ob at TEN 42 for 25 yards (W.Woodyard). |
| 22 | 4 | 4-19-HST 49 | (1:54) (Shotgun) T.Savage pass deep right to S.Anderson to TEN 29 for 22 yards (L.Sims). The Replay Official reviewed the pass completion ruling, and the play was Upheld. The ruling on the field stands. |
| 20 | 2 | 1-10-HST 13 | (13:57) (Shotgun) T.Savage pass short middle to B.Miller to HST 23 for 10 yards (E.Walden). PENALTY on TEN-E.Walden, Tripping, 10 yards, enforced at HST 23. |
| 18 | 2 | 3-15-TEN 40 | (1:41) (Shotgun) T.Savage pass short right to S.Anderson to TEN 22 for 18 yards (J.Cyprien). |
| 17 | 2 | 2-8-HST 23 | (3:27) (Shotgun) T.Savage pass short left to D.Hopkins pushed ob at HST 40 for 17 yards (K.Byard). |
| 17 | 2 | 3-2-HST 48 | (2:00) (Shotgun) T.Savage pass deep right to D.Hopkins ran ob at TEN 35 for 17 yards. The Replay Official reviewed the pass completion ruling, and the play was Upheld. The ruling on the field stands. |
| 14 | 4 | 3-7-HST 22 | (10:00) (Shotgun) T.Savage pass short left to D.Hopkins pushed ob at HST 36 for 14 yards (L.Sims; K.Byard). |
| 12 | 3 | 1-10-HST 47 | (10:15) (Shotgun) T.Savage pass short left to D.Hopkins to TEN 41 for 12 yards (L.Ryan; K.Byard). |

Ten Longest Plays for Tennessee Titans

| Yards | Qtr | Play Start | Play Description |
|-------|-----|-------------|---|
| 75 | 4 | 3-5-TEN 25 | (:57) D.Henry left end for 75 yards, TOUCHDOWN. |
| 24 | 2 | 1-10-HST 33 | (5:25) D.Henry right tackle to HST 9 for 24 yards (A.Hal). FUMBLES (A.Hal), ball out of bounds at HST 6. |
| 24 | 3 | 1-10-HST 24 | (:09) M.Mariota pass deep middle to D.Walker for 24 yards, TOUCHDOWN [D.Reader]. TEN-D.Walker was injured during the |
| 22 | 3 | 2-8-TEN 42 | (3:04) (Shotgun) D.Murray right tackle pushed ob at HST 36 for 22 yards (M.Gilchrist). |
| 20 | 1 | 1-10-TEN 38 | (8:42) M.Mariota pass short middle to P.Supernaw to HST 42 for 20 yards (A.Hal). |
| 18 | 3 | 3-8-TEN 22 | (4:21) (Shotgun) M.Mariota pass deep right to D.Walker ran ob at TEN 40 for 18 yards (K.Jackson). |
| 17 | 2 | 2-10-HST 47 | (:22) (Shotgun) M.Mariota scrambles left end pushed ob at HST 35 for 12 yards (M.Williams). |
| 15 | 2 | 1-10-TEN 38 | (:38) (Shotgun) M.Mariota pass short left to T.Taylor to HST 47 for 15 yards (K.Jackson). TEN-T.Taylor was injured during |
| 14 | 1 | 1-10-TEN 22 | (2:44) (Shotgun) D.Murray right tackle to TEN 36 for 14 yards (M.Gilchrist). |
| 13 | 1 | 1-10-TEN 25 | (9:21) (Shotgun) M.Mariota pass short left to C.Davis pushed ob at TEN 38 for 13 yards (M.Gilchrist). |

Touchdown Scoring Information

| | | Offense | Defense | Special Teams |
|---------|------------------|---------|---------|---------------|
| VISITOR | Houston Texans | 1 | 0 | 0 |
| HOME | Tennessee Titans | 3 | 0 | 0 |

Player Scoring Information

| Club | Player | TD | Rush TD | Rec TD | KO TD | Punt TD | Int TD | Fum TD | Misc TD | FG | XP | 2Pt Rush | 2Pt Rec | Sfty | Points |
|------|-------------|----|---------|--------|-------|---------|--------|--------|---------|----|----|----------|---------|------|--------|
| HST | K.Fairbairn | 0 | 0 | 0 | 0 | 0 | 0 | 0 | 0 | 2 | 1 | 0 | 0 | 0 | 7 |
| HST | S.Anderson | 0 | 0 | 1 | 0 | 0 | 0 | 0 | 0 | 0 | 0 | 0 | 0 | 0 | 6 |
| TEN | D.Henry | 0 | 1 | 0 | 0 | 0 | 0 | 0 | 0 | 0 | 0 | 0 | 0 | 0 | 6 |
| TEN | M.Mariota | 0 | 1 | 0 | 0 | 0 | 0 | 0 | 0 | 0 | 0 | 0 | 0 | 0 | 6 |
| TEN | D.Walker | 0 | 0 | 1 | 0 | 0 | 0 | 0 | 0 | 0 | 0 | 0 | 0 | 0 | 6 |
| TEN | R.Succop | 0 | 0 | 0 | 0 | 0 | 0 | 0 | 0 | 1 | 3 | 0 | 0 | 0 | 6 |

Possession Detail

| | First Half | | Second Half | | Game | |
|-----------------------------|------------|-------|-------------|------|---------|-------|
| | Visitor | Home | Visitor | Home | Visitor | Home |
| Largest Lead | 10 | 0 | 0 | 11 | 10 | 11 |
| Drives Leading | 3 | 0 | 0 | 3 | 3 | 3 |
| Time of Possession Leading | 9:07 | 0:00 | 0:00 | 4:09 | 9:07 | 4:09 |
| Largest Deficit | 0 | -10 | -11 | 0 | -11 | -10 |
| Drives Trailing | 0 | 4 | 4 | 0 | 4 | 4 |
| Time of Possession Trailing | 0:00 | 15:11 | 10:54 | 0:00 | 10:54 | 15:11 |
| Times Score Tied Up | | 1 | | 0 | | 1 |
| Lead Changes | | 1 | | 1 | | 2 |

Playtime Percentage

Percent of playtime per player on offense, defense and special teams

| Houston Texans | | | | | | Tennessee Titans | | | | | |
|----------------|----|---------|---------|---------------|-----|------------------|----|---------|---------|---------------|-----|
| | | Offense | Defense | Special Teams | | | | Offense | Defense | Special Teams | |
| B Giacomini | T | 81 100% | | 5 | 19% | J Kline | G | 54 100% | | 5 | 19% |
| G Mancz | G | 81 100% | | 5 | 19% | T Lewan | T | 54 100% | | 5 | 19% |
| X Su'a-Filo | G | 81 100% | | 5 | 19% | Q Spain | G | 54 100% | | 5 | 19% |
| J Allen | G | 81 100% | | 5 | 19% | J Conklin | T | 54 100% | | 5 | 19% |
| D Hopkins | WR | 81 100% | | | | M Mariota | QB | 54 100% | | | |
| T Savage | QB | 81 100% | | | | B Jones | C | 54 100% | | | |
| N Martin | C | 81 100% | | | | E Decker | WR | 48 89% | | | |
| S Anderson | TE | 68 84% | | 10 | 38% | C Davis | WR | 43 80% | | | |
| L Miller | RB | 65 80% | | | | J Smith | TE | 35 65% | | 4 | 15% |
| C Thompson | WR | 50 62% | | 15 | 58% | D Walker | TE | 35 65% | | | |
| A Ellington | RB | 47 58% | | | | D Murray | RB | 32 59% | | | |
| B Miller | WR | 30 37% | | 3 | 12% | D Henry | RB | 24 44% | | | |
| C Fiedorowicz | TE | 17 21% | | | | T Taylor | WR | 19 35% | | 4 | 15% |
| B Ellington | WR | 16 20% | | | | P Supernaw | TE | 15 28% | | 8 | 31% |
| J Prosch | FB | 12 15% | | 10 | 38% | D Kelly | T | 10 19% | | 5 | 19% |
| C Slade | G | 10 12% | | 5 | 19% | H Douglas | WR | 9 17% | | | |
| A Blue | RB | 9 11% | | 6 | 23% | A Jackson | CB | | 81 100% | 12 | 46% |
| Z Cunningham | LB | | 54 100% | 8 | 31% | K Byard | FS | | 81 100% | | |
| B McKinney | LB | | 54 100% | 6 | 23% | J Cyprien | SS | | 81 100% | | |
| J Clowney | LB | | 54 100% | 6 | 23% | W Woodyard | LB | | 76 94% | 4 | 15% |
| A Hal | FS | | 54 100% | 5 | 19% | J Casey | DT | | 68 84% | 5 | 19% |
| M Gilchrist | FS | | 54 100% | 5 | 19% | D Morgan | LB | | 62 77% | | |
| K Johnson | CB | | 51 94% | 4 | 15% | B Orakpo | LB | | 60 74% | | |
| K Jackson | CB | | 45 83% | 3 | 12% | L Sims | CB | | 50 62% | 10 | 38% |
| D Reader | NT | | 35 65% | 5 | 19% | L Ryan | CB | | 48 59% | 3 | 12% |
| G President | LB | | 33 61% | 15 | 58% | A Williamson | LB | | 48 59% | | |
| B Dunn | NT | | 28 52% | 4 | 15% | B McCain | CB | | 39 48% | 8 | 31% |
| J Joseph | CB | | 27 50% | 1 | 4% | E Walden | LB | | 39 48% | 5 | 19% |
| J Heath | DE | | 21 39% | 3 | 12% | J Brown | LB | | 38 47% | 12 | 46% |
| U Kamalu | LB | | 19 35% | 4 | 15% | S Williams | NT | | 34 42% | 5 | 19% |
| M Williams | CB | | 15 28% | 10 | 38% | K Klug | DT | | 26 32% | 13 | 50% |
| D Cole | LB | | 12 22% | 16 | 62% | D Jones | DE | | 26 32% | 6 | 23% |
| E Pleasant | SS | | 12 22% | 11 | 42% | A Johnson | NT | | 24 30% | 10 | 38% |
| C Watkins | DE | | 10 19% | 5 | 19% | K Dodd | LB | | 10 12% | 2 | 8% |
| A Blackson | DE | | 10 19% | 1 | 4% | B Trawick | FS | | | 21 | 81% |
| B Peters | LB | | 6 11% | 16 | 62% | D Bates | LB | | | 21 | 81% |
| K Drummond | SS | | | 16 | 62% | T Smith | CB | | | 18 | 69% |
| C Moore | SS | | | 15 | 58% | D Fluellen | RB | | | 16 | 62% |
| J Todman | RB | | | 14 | 54% | E Weems | WR | | | 16 | 62% |
| T Decoud | CB | | | 10 | 38% | N Palmer | LB | | | 13 | 50% |
| K Fairbairn | K | | | 9 | 35% | D Searcy | SS | | | 12 | 46% |
| S Lechler | P | | | 8 | 31% | R Succop | K | | | 10 | 38% |
| J Weeks | LS | | | 8 | 31% | B Kern | P | | | 9 | 35% |
| K Lamm | T | | | 5 | 19% | B Brinkley | LS | | | 9 | 35% |
| J Jenkins | LB | | | 4 | 15% | B Schwenke | C | | | 5 | 19% |

2017 TENNESSEE TITANS REGULAR SEASON STATISTICS

Won 8, Lost 4

| Date | W-L | Score | OT | Opponent | Attendance |
|-------|-----|-------|----|------------------|------------|
| 09/10 | L | 16-26 | | Oakland | 69,089 |
| 09/17 | W | 37-16 | | at Jacksonville | 61,709 |
| 09/24 | W | 33-27 | | Seattle | 69,127 |
| 10/01 | L | 14-57 | | at Houston | 71,804 |
| 10/08 | L | 10-16 | | at Miami | 65,135 |
| 10/16 | W | 36-22 | | Indianapolis | 63,888 |
| 10/22 | W | 12-9 | OT | at Cleveland | 59,061 |
| 11/05 | W | 23-20 | | Baltimore | 67,322 |
| 11/12 | W | 24-20 | | Cincinnati | 67,432 |
| 11/16 | L | 17-40 | | at Pittsburgh | 60,703 |
| 11/26 | W | 20-16 | | at Indianapolis | 62,207 |
| 12/03 | W | 24-13 | | Houston | 62,758 |
| 12/10 | | | | at Arizona | |
| 12/17 | | | | at San Francisco | |
| 12/24 | | | | L.A. Rams | |
| 12/31 | | | | Jacksonville | |

| Statistic | Tenn. | Opp. |
|--------------------------|----------------|----------------|
| Total First Downs | 223 | 251 |
| Rushing | 75 | 53 |
| Passing | 118 | 178 |
| Penalty | 30 | 20 |
| 3rd Down: Made/Att | 55/150 | 56/156 |
| 3rd Down Pct. | 36.7 | 35.9 |
| 4th Down: Made/Att | 3/5 | 9/14 |
| 4th Down Pct. | 60.0 | 64.3 |
| Possession Avg. | 30:03 | 29:57 |
| Total Net Yards | 3894 | 3942 |
| Avg. Per Game | 324.5 | 328.5 |
| Total Plays | 727 | 789 |
| Avg. Per Play | 5.4 | 5.0 |
| Net Yards Rushing | 1465 | 1034 |
| Avg. Per Game | 122.1 | 86.2 |
| Total Rushes | 328 | 297 |
| Net Yards Passing | 2429 | 2908 |
| Avg. Per Game | 202.4 | 242.3 |
| Sacked/Yards Lost | 27/156 | 29/174 |
| Gross Yards | 2585 | 3082 |
| Att./Completions | 372/233 | 463/284 |
| Completion Pct. | 62.6 | 61.3 |
| Had Intercepted | 14 | 10 |
| Punts/Average | 54/51.4 | 56/49.4 |
| Net Punting Avg. | 54/45.4 | 56/44.1 |
| Penalties/Yards | 69/646 | 96/757 |
| Fumbles/Ball Lost | 7/6 | 17/6 |
| Touchdowns | 27 | 30 |
| Rushing | 16 | 5 |
| Passing | 11 | 22 |
| Returns | 0 | 3 |

| Score By Periods | Q1 | Q2 | Q3 | Q4 | OT | PTS |
|------------------|-----------|-----------|-----------|------------|----------|------------|
| Team | 49 | 64 | 78 | 72 | 3 | 266 |
| Opponents | 59 | 78 | 36 | 109 | 0 | 282 |

| Scoring | TD | Rush | Rec | Ret | K-PAT | FG | S | PTS |
|------------------|-----------|-----------|-----------|----------|--------------|--------------|----------|------------|
| Succop | 0 | 0 | 0 | 0 | 26/27 | 26/31 | 0 | 104 |
| Murray | 6 | 5 | 1 | 0 | | | 0 | 36 |
| Mariota | 5 | 5 | 0 | 0 | | | 0 | 30 |
| Henry | 4 | 4 | 0 | 0 | | | 0 | 24 |
| Matthews | 3 | 0 | 3 | 0 | | | 0 | 18 |
| Walker | 3 | 1 | 2 | 0 | | | 0 | 18 |
| J. Smith | 2 | 0 | 2 | 0 | | | 0 | 12 |
| Decker | 1 | 0 | 1 | 0 | | | 0 | 6 |
| Fowler | 1 | 1 | 0 | 0 | | | 0 | 6 |
| Supernaw | 1 | 0 | 1 | 0 | | | 0 | 6 |
| Taylor | 1 | 0 | 1 | 0 | | | 0 | 6 |
| Team | 27 | 16 | 11 | 0 | 26/27 | 26/31 | 0 | 266 |
| Opponents | 30 | 5 | 22 | 3 | 24/28 | 26/28 | 0 | 282 |

2-Pt Conv: TM 0-0, OPP 0-2

Sacks: Morgan 7.5, Orakpo 5, D. Jones 3.5, Casey 3, Walden 3, Woodyard 3, Klug 1.5, A. Johnson 1, Williamson 1, Brown 0.5, TM 29, OPP 27

FUM/Lost: Cassel 2/2, Davis 1/1, Henry 1/0, Jackson 1/1, Murray 1/1, Walker 1/1

| Rushing | No. | Yds | Avg | Long | TD |
|------------------|------------|-------------|------------|------------|-----------|
| Henry | 125 | 629 | 5.0 | 75t | 4 |
| Murray | 140 | 518 | 3.7 | 75t | 5 |
| Mariota | 43 | 213 | 5.0 | 34t | 5 |
| Jackson | 5 | 55 | 11.0 | 20 | 0 |
| Taylor | 6 | 30 | 5.0 | 17 | 0 |
| Fluellen | 4 | 21 | 5.3 | 10 | 0 |
| Fowler | 2 | 4 | 2.0 | 3t | 1 |
| Walker | 2 | -2 | -1.0 | 1t | 1 |
| Matthews | 1 | -3 | -3.0 | -3 | 0 |
| Team | 328 | 1465 | 4.5 | 75t | 16 |
| Opponents | 297 | 1034 | 3.5 | 22 | 5 |

| Receiving | No. | Yds | Avg | Long | TD |
|------------------|------------|-------------|-------------|------------|-----------|
| Walker | 58 | 676 | 11.7 | 42 | 2 |
| Matthews | 41 | 626 | 15.3 | 75t | 3 |
| Decker | 37 | 353 | 9.5 | 27 | 1 |
| Murray | 33 | 238 | 7.2 | 18 | 1 |
| Davis | 22 | 227 | 10.3 | 23 | 0 |
| Taylor | 16 | 231 | 14.4 | 53t | 1 |
| J. Smith | 13 | 127 | 9.8 | 32t | 2 |
| Henry | 7 | 55 | 7.9 | 14 | 0 |
| Supernaw | 4 | 39 | 9.8 | 20 | 1 |
| Douglas | 1 | 8 | 8.0 | 8 | 0 |
| Weems | 1 | 5 | 5.0 | 5 | 0 |
| Team | 233 | 2585 | 11.1 | 75t | 11 |
| Opponents | 284 | 3082 | 10.9 | 70t | 22 |

| Interceptions | No. | Yds | Avg | Long | TD |
|------------------|-----------|------------|-------------|-----------|----------|
| Byard | 6 | 100 | 16.7 | 33 | 0 |
| T. Smith | 1 | 14 | 14.0 | 14 | 0 |
| Searcy | 1 | 8 | 8.0 | 8 | 0 |
| Riley | 1 | 2 | 2.0 | 2 | 0 |
| Sims | 1 | 0 | 0.0 | 0 | 0 |
| Team | 10 | 124 | 12.4 | 33 | 0 |
| Opponents | 14 | 223 | 15.9 | 41 | 2 |

| Punting | No. | Yds | Avg | Net | TB | In | Lg | B |
|------------------|-----------|-------------|-------------|-------------|----------|-----------|-----------|----------|
| Kern | 54 | 2776 | 51.4 | 45.4 | 5 | 19 | 74 | 0 |
| Team | 54 | 2776 | 51.4 | 45.4 | 5 | 19 | 74 | 0 |
| Opponents | 56 | 2768 | 49.4 | 44.1 | 2 | 16 | 64 | 0 |

| Punt Returns | Ret | FC | Yds | Avg | Long | TD |
|------------------|-----------|----------|------------|-------------|-----------|----------|
| Jackson | 24 | 7 | 245 | 10.2 | 46 | 0 |
| Weems | 2 | 0 | 15 | 7.5 | 13 | 0 |
| Team | 26 | 7 | 260 | 10.0 | 46 | 0 |
| Opponents | 30 | 7 | 225 | 7.5 | 23 | 0 |

| Kickoff Returns | No. | Yds | Avg | Long | TD |
|------------------|-----------|------------|-------------|-----------|----------|
| Jackson | 19 | 393 | 20.7 | 48 | 0 |
| Weems | 2 | 18 | 9.0 | 18 | 0 |
| Decker | 1 | 22 | 22.0 | 22 | 0 |
| Team | 22 | 433 | 19.7 | 48 | 0 |
| Opponents | 19 | 513 | 27.0 | 60 | 0 |

| Field Goals | 1-19 | 20-29 | 30-39 | 40-49 | 50+ |
|------------------|------------|------------|------------|--------------|------------|
| Succop | 0/0 | 7/7 | 3/3 | 15/18 | 1/3 |
| Team | 0/0 | 7/7 | 3/3 | 15/18 | 1/3 |
| Opponents | 0/0 | 7/8 | 4/4 | 9/10 | 6/6 |

Succop: (23G,26G,52G,52N) (40G,41G,26G) (24G,37G,47G,35G) () (45G) (48G,32G,40G,48G,23G) (43G,23G,46G,53N,47G) (48G) (48N,44G) (48B,44G) (29G,45G) (40N,43G)
OPP: (20G,52G,52G,43G) (43G) () (50G,40G,33G) (41G) (36G,25G,52G) (31G,47G,54G) (30G,49G) () (41G,28G,50G,26G) (26G,28G,42G) (23G,48N,28N,42G)

| Passing | Att | Cmp | Yds | Cmp% | Yds/Att | TD | TD% | Int | Int% | Long | Sack/Lost | Rating |
|------------------|------------|------------|-------------|-------------|-------------|-----------|------------|-----------|------------|------------|---------------|-------------|
| Mariota | 329 | 208 | 2423 | 63.2 | 7.36 | 10 | 3.0 | 12 | 3.6 | 75t | 19/126 | 80.4 |
| Cassel | 42 | 25 | 162 | 59.5 | 3.86 | 1 | 2.4 | 2 | 4.8 | 17 | 8/30 | 55.9 |
| Decker | 1 | 0 | 0 | 0.0 | 0.00 | 0 | 0.0 | 0 | 0.0 | --- | 0/0 | 39.6 |
| Team | 372 | 233 | 2585 | 62.6 | 6.95 | 11 | 3.0 | 14 | 3.8 | 75t | 27/156 | 77.4 |
| Opponents | 463 | 284 | 3082 | 61.3 | 6.66 | 22 | 4.8 | 10 | 2.2 | 70t | 29/174 | 87.8 |

TITANS LOSE TO CARDINALS, 12-7

BY JIM WYATT
TITANS ONLINE
DECEMBER 10, 2017

GLENDAL, Ariz. – The Titans offense dried up in the desert here on Sunday, and not even a valiant effort from the defense could bail them out.

The result was a 12-7 loss to the Arizona Cardinals.

Quarterback Marcus Mariota completed 16-of-31 passes for 159 yards, with two interceptions.

With the loss, the Titans dropped to 8-5.

The Titans racked up eight sacks on defense -- Johnathan Cyprien, Erik Walden, David King and Jurrell Casey, Wesley Woodyard, Avery Williamson and Brian Orakpo all sacked Cardinals quarterback Blaine Gabbert. Casey got Gabbert twice.

But it wasn't enough, as the Titans struggled to get anything going in the second half.

Running back Derrick Henry put the Titans on the scoreboard first with a six-yard touchdown run. Henry fought off Cardinals cornerback Patrick Peterson as he approached the goal line, and he lunged to the pylon for the score.

The scoring play capped a nine-play, 50-yard drive, and gave the Titans a 7-0 lead. The Titans converted two third downs on the drive – first on a 3rd-and-1 run by Henry, and later on an 11-yard completion from Mariota to receiver Eric Decker on third and nine.

But the Titans wouldn't score again.

The Cardinals cut the lead to 7-3 on a 47-yard field goal by kicker Phil Dawson.

After a fake punt – Tennessee's Eric Weems was stopped short of a first down on a 4th and 1 – the Cardinals

had a big chance to take the lead. But after driving to the Tennessee three-yard line, Titans defensive lineman Karl Klug stopped running back Kerwynn Williams for a two-yard loss on third-and-1, and the Cardinals settled for another Dawson field goal, this one from 23 yards, to make it 7-6.

With the Titans driving late in the third quarter, Mariota was intercepted by Cardinals cornerback Tramont Williams on a throw intended for receiver Rishard Matthews.

The Titans then caught a break early in the fourth quarter when Dawson missed right from 40 yards, and it kept the game 7-6. But after the Titans went three-and-out on offense, the Cardinals drove the field again and took a 9-7 lead on a 32-yard field goal by Dawson with 5:59 left.

After a Mariota interception – his second of the game – Dawson added another field goal to make it 12-7 with 3:45 left.

The Titans had chances after that, but couldn't get anything going on offense.

Murray finished the game with 34 yards on 11 carries, while Henry had 20 yards on eight carries.

A 58-yard field goal by Titans kicker Ryan Succop was just short on the final play of the first half.

The Titans travel to face the San Francisco 49ers next Sunday.

###

National Football League Game Summary

NFL Copyright © 2017 by The National Football League. All rights reserved. This summary and play-by-play is for the express purpose of assisting media in their coverage of the game; any other use of this material is prohibited without the written permission of the National Football League. Updated: 12/15/2017

Date: Sunday, 12/10/2017 **Tennessee Titans at Arizona Cardinals** Start Time: 2:05 PM MST
at University of Phoenix Stadium, Glendale, AZ

Game Day Weather

Temp: 79° F (26.1° C) Humidity: 7%, Wind: NE 10 mph
Outdoor Weather: Partly Cloudy,
Played Dome on Turf: Grass

Officials

Referee: Boger, Jerome (23) Umpire: Hall, Richard (49) Down Judge: Symonette, Thomas (100)
Line Judge: Carr, Mike (63) Field Judge: Hall, Eugene (103) Side Judge: Coleman IV, Walt (87)
Back Judge: Steratore, Tony (112) Replay Official: McGrath, John (0)

Lineups

| Tennessee Titans | | | | Arizona Cardinals | | | |
|------------------|--------------|---------|-----------------|-------------------|-----------------|---------|---------------|
| Offense | | Defense | | Offense | | Defense | |
| WR | 87 E.Decker | DE | 94 A.Johnson | WR | 11 L.Fitzgerald | DL | 72 O.Pierre |
| TE | 82 D.Walker | NT | 96 S.Williams | LT | 68 J.Veldheer | DL | 92 F.Rucker |
| LT | 77 T.Lewan | DT | 99 J.Casey | LG | 75 A.Boone | SAM | 55 C.Jones |
| LG | 67 Q.Spain | OLB | 93 E.Walden | C | 53 A.Shipley | \$LB | 20 D.Bucannon |
| C | 60 B.Jones | ILB | 59 W.Woodyard | RG | 71 E.Watford | ILB | 56 K.Dansby |
| RG | 64 J.Kline | ILB | 54 A.Williamson | RT | 73 J.Wetzel | WILL | 96 K.Martin |
| RT | 78 J.Conklin | OLB | 98 B.Orakpo | TE | 87 T.Niklas | LCB | 21 P.Peterson |
| TE | 81 J.Smith | CB | 25 A.Jackson | WR | 13 Ja.Brown | RCB | 25 T.Williams |
| QB | 8 M.Mariota | SS | 37 J.Cyprien | QB | 7 B.Gabbert | SS | 36 B.Baker |
| RB | 22 D.Henry | CB | 26 L.Ryan | RB | 33 K.Williams | FS | 32 T.Mathieu |
| RB | 29 D.Murray | FS | 31 K.Byard | TE | 84 J.Gresham | DB | 41 A.Bethea |

Substitutions

K 4 R.Succop, P 6 B.Kern, WR 13 T.Taylor, WR 14 E.Weems, WR 18 R.Matthews, S 21 D.Searcy, CB 23 B.McCain, RB 32 D.Fluellen, CB 33 T.Smith, CB 36 L.Sims, S 41 B.Trawick, OLB 44 J.Carraway, LS 48 B.Brinkley, LB 50 N.Palmer, LB 53 D.Bates, LB 55 J.Brown, C/G 62 B.Schwenke, G/T 71 D.Kelly, WR 84 C.Davis, TE 89 P.Supernaw, OLB 92 K.Dodd, DE 95 D.King, DL 97 K.Klug

Substitutions

P 2 A.Lee, K 4 P.Dawson, WR 10 B.Golden, WR 14 J.Nelson, WR 16 C.Williams, CB 26 B.Williams, CB 28 J.Bethel, S 34 H.Miller, RB 35 E.Penny, RB 37 D.Foster, LB 43 H.Reddick, LS 49 J.Drescher, LB 50 G.Martin, LB 54 B.Albright, LB 57 J.Bynes, LB 58 S.Wright, G/C 70 E.Boehm, TE 86 R.Seals-Jones, DL 90 R.Nkemdiche, DL 94 X.Williams, DL 95 R.Gunter

Did Not Play

QB 16 M.Cassel

Did Not Play

QB 5 D.Stanton, G/T 69 W.Holden, DL 97 J.Mauro

Not Active

QB 3 B.Weeden, CB 24 K.Reed, DB 35 C.Riley, G/C 61 C.Levin, WR 83 H.Douglas, TE 88 L.Stocker, OLB 91 D.Morgan

Not Active

QB 9 M.Barkley, WR 12 J.Brown, WR 19 C.Agudosi, RB 23 A.Peterson, RB 48 B.Hill, C 79 M.Tuerk, DL 98 C.Peters

Field Goals (made () & missed)

| | | | |
|----------|-------------------|----------|--------------------------|
| R.Succop | 58CR | P.Dawson | (47) (23) 40WR (32) (35) |
| | | 1 | 2 |
| VISITOR: | Tennessee Titans | 0 | 7 |
| HOME: | Arizona Cardinals | 0 | 0 |

Scoring Plays

| Team | Qtr | Time | Play Description (Extra Point) (Drive Info) | Visitor | Home |
|-------------------------|-----|------|--|------------|------|
| Titans | 2 | 7:16 | D.Henry 6 yd. run (R.Succop kick) (9-50, 5:02) | 7 | 0 |
| Cardinals | 3 | 9:36 | P.Dawson 47 yd. Field Goal (9-48, 5:24) | 7 | 3 |
| Cardinals | 3 | 4:44 | P.Dawson 23 yd. Field Goal (5-30, 2:41) | 7 | 6 |
| Cardinals | 4 | 5:59 | P.Dawson 32 yd. Field Goal (8-71, 4:00) | 7 | 9 |
| Cardinals | 4 | 3:45 | P.Dawson 35 yd. Field Goal (4--10, 2:03) | 7 | 12 |
| Paid Attendance: 64,153 | | | | Time: 2:58 | |

Tennessee Titans vs Arizona Cardinals
12/10/2017 at University of Phoenix Stadium

Final Team Statistics

| | Visitor Titans | Home Cardinals |
|---|-------------------|-------------------|
| TOTAL FIRST DOWNS | 14 | 16 |
| By Rushing | 3 | 5 |
| By Passing | 9 | 9 |
| By Penalty | 2 | 2 |
| THIRD DOWN EFFICIENCY | 4-12-33% | 3-14-21% |
| FOURTH DOWN EFFICIENCY | 0-2-0% | 0-0-0% |
| TOTAL NET YARDS | 204 | 261 |
| Total Offensive Plays (inc. times thrown passing) | 56 | 63 |
| Average gain per offensive play | 3.6 | 4.1 |
| NET YARDS RUSHING | 65 | 136 |
| Total Rushing Plays | 22 | 29 |
| Average gain per rushing play | 3.0 | 4.7 |
| Tackles for a loss-number and yards | 2-6 | 2-3 |
| NET YARDS PASSING | 139 | 125 |
| Times thrown - yards lost attempting to pass | 3-20 | 8-53 |
| Gross yards passing | 159 | 178 |
| PASS ATTEMPTS-COMPLETIONS-HAD INTERCEPTED | 31-16-2 | 26-17-0 |
| Avg gain per pass play (inc.# thrown passing) | 4.1 | 3.7 |
| KICKOFFS Number-In End Zone-Touchbacks | 2-0-0 | 5-5-3 |
| PUNTS Number and Average | 6-52.2 | 6-45.0 |
| Had Blocked | 0 | 0 |
| FGs - PATs Had Blocked | 0-0 | 0-0 |
| Net Punting Average | 46.7 | 42.7 |
| TOTAL RETURN YARDAGE (Not Including Kickoffs) | 14 | 70 |
| No. and Yards Punt Returns | 3-14 | 4-33 |
| No. and Yards Kickoff Returns | 2-55 | 2-27 |
| No. and Yards Interception Returns | 0-0 | 2-37 |
| PENALTIES Number and Yards | 6-48 | 5-30 |
| FUMBLES Number and Lost | 0-0 | 0-0 |
| TOUCHDOWNS | 1 | 0 |
| Rushing | 1 | 0 |
| Passing | 0 | 0 |
| EXTRA POINTS Made-Attempts | 1-1 | 0-0 |
| Kicking Made-Attempts | 1-1 | 0-0 |
| FIELD GOALS Made-Attempts | 0-1 | 4-5 |
| RED ZONE EFFICIENCY | 1-1-100% | 0-3-0% |
| GOAL TO GO EFFICIENCY | 0-0-0% | 0-1-0% |
| SAFETIES | 0 | 0 |
| FINAL SCORE | 7 | 12 |
| TIME OF POSSESSION | 26:11 | 33:49 |

Final Individual Statistics

Tennessee Titans

Arizona Cardinals

[illegible]

Play By Play

First Quarter

12/10/2017

ARZ wins the coin toss and elects to defer. TEN elects to Receive, and ARZ elects to defend the south goal.

P.Dawson kicks 65 yards from ARZ 35 to end zone, Touchback.

Tennessee Titans at 15:00

- 1-10-TEN 25 (15:00) D.Henry right end to TEN 23 for -2 yards (C.Jones).
- 2-12-TEN 23 (14:24) (Shotgun) D.Murray right tackle to TEN 23 for no gain (K.Martin).
- 3-12-TEN 23 (13:41) (Shotgun) M.Mariota pass incomplete deep middle to T.Taylor.
- 4-12-TEN 23 (13:36) B.Kern punts 55 yards to ARZ 22, Center-B.Brinkley. B.Golden pushed ob at ARZ 32 for 10 yards (D.Bates, B.Trawick).

Arizona Cardinals at 13:26

- 1-10-ARZ 32 (13:26) K.Williams up the middle to ARZ 33 for 1 yard (J.Casey).
- 2-9-ARZ 33 (12:50) (Shotgun) B.Gabbert pass short right to L.Fitzgerald to ARZ 34 for 1 yard (E.Walden).
- 3-8-ARZ 34 (12:07) (Shotgun) B.Gabbert pass short left to J.Nelson to ARZ 46 for 12 yards (L.Sims).
- 1-10-ARZ 46 (11:24) K.Williams up the middle to TEN 49 for 5 yards (J.Cyprien).
- 2-5-TEN 49 (10:49) K.Williams left tackle to TEN 42 for 7 yards (J.Cyprien).
- 1-10-TEN 42 (10:07) B.Gabbert sacked at 50 for -8 yards (J.Cyprien).
- 2-18-50 (9:24) (Shotgun) B.Gabbert scrambles up the middle to TEN 47 for 3 yards (D.King).
- 3-15-TEN 47 (8:40) (Shotgun) B.Gabbert pass incomplete deep left to J.Nelson.
- 4-15-TEN 47 (8:34) A.Lee punts 38 yards to TEN 9, Center-J.Drescher, out of bounds.

P1

R2

Timeout at 08:25.

Tennessee Titans at 8:25

- 1-10-TEN 9 (8:25) (Shotgun) M.Mariota pass short left to D.Walker to TEN 20 for 11 yards (T.Williams).
- 1-10-TEN 20 (7:44) (Shotgun) M.Mariota pass short right to E.Decker pushed ob at TEN 36 for 16 yards (P.Peterson).
- 1-10-TEN 36 (7:16) D.Kelly reported in as eligible. M.Mariota scrambles up the middle to TEN 40 for 4 yards (K.Dansby).
- 2-6-TEN 40 (6:34) (Shotgun) M.Mariota right end to TEN 47 for 7 yards (A.Bethea).
- 1-10-TEN 47 (5:50) D.Henry up the middle to TEN 43 for -4 yards (C.Jones).
- 2-14-TEN 43 (5:13) (Shotgun) M.Mariota sacked at TEN 37 for -6 yards (O.Pierre).
- 3-20-TEN 37 (4:29) (Shotgun) M.Mariota pass short left to D.Murray to TEN 43 for 6 yards (H.Reddick, A.Bethea).
- 4-14-TEN 43 (3:51) B.Kern punts 35 yards to ARZ 22, Center-B.Brinkley, out of bounds.

P1

P2

R3

Timeout at 03:43.

Arizona Cardinals at 3:43

- 1-10-ARZ 22 (3:43) K.Williams right tackle to ARZ 25 for 3 yards (J.Cyprien).
- 2-7-ARZ 25 (3:10) B.Gabbert pass incomplete short left to R.Seals-Jones.
- 3-7-ARZ 25 (3:05) (Shotgun) B.Gabbert sacked at ARZ 17 for -8 yards (E.Walden).
- 4-15-ARZ 17 (2:35) A.Lee punts 56 yards to TEN 27, Center-J.Drescher. A.Jackson pushed ob at TEN 44 for 17 yards (B.Golden). ARZ-G.Martin was injured during the play.
PENALTY on TEN-L.Sims, Offensive Holding, 10 yards, enforced at TEN 27.

Timeout at 02:17.

Tennessee Titans at 2:17

- 1-10-TEN 17 (2:17) D.Murray right tackle to ARZ 29 for 54 yards (C.Jones).
PENALTY on TEN-J.Conklin, Offensive Holding, 10 yards, enforced at TEN 26.
- 1-11-TEN 16 (1:44) M.Mariota pass short left to R.Matthews to TEN 18 for 2 yards (P.Peterson).
- 2-9-TEN 18 (:59) (Shotgun) D.Murray up the middle to TEN 22 for 4 yards (K.Dansby).
- 3-5-TEN 22 (:42) (No Huddle) M.Mariota pass incomplete deep left to C.Davis (T.Williams).
PENALTY on ARZ, Defensive 12 On-field, 5 yards, enforced at TEN 22 - No Play.
- 1-10-TEN 27 (:35) D.Murray up the middle to TEN 33 for 6 yards (K.Dansby).

X4

END OF QUARTER

| | Score | Time Poss | First Downs | | | | Efficiencies | |
|-------------------|-------|-----------|-------------|---|---|---|--------------|--------|
| | | | R | P | X | T | 3 Down | 4 Down |
| Tennessee Titans | 0 | 8:33 | 1 | 2 | 1 | 4 | 0/2 | 0/0 |
| Arizona Cardinals | 0 | 6:27 | 1 | 1 | 0 | 2 | 1/3 | 0/0 |

Play By Play

Second Quarter

12/10/2017

Tennessee Titans continued.

- 2-4-TEN 33 (15:00) D.Murray right tackle to TEN 34 for 1 yard (B.Baker).
- 3-3-TEN 34 (14:19) (Shotgun) M.Mariota pass incomplete deep left to C.Davis (A.Bethea). ARZ-A.Bethea was injured during the play.
- 4-3-TEN 34 (14:10) B.Kern punts 54 yards to ARZ 12, Center-B.Brinkley, out of bounds.

Timeout at 14:03.

Arizona Cardinals at 14:03

- 1-10-ARZ 12 (14:03) B.Gabbert pass short right to T.Niklas to ARZ 19 for 7 yards (W.Woodyard).
- 2-3-ARZ 19 (13:26) K.Williams right tackle to ARZ 18 for -1 yards (W.Woodyard).
- 3-4-ARZ 18 (12:44) (Shotgun) B.Gabbert sacked ob at ARZ 17 for -1 yards (D.King).
Penalty on ARZ-J.Veldheer, Offensive Holding, declined.
- 4-5-ARZ 17 (12:30) A.Lee punts 33 yards to 50, Center-J.Drescher, downed by ARZ.

Timeout at 12:18.

Tennessee Titans at 12:18

- 1-10-50 (12:18) M.Mariota pass incomplete short left to P.Superdaw.
- 2-10-50 (12:11) D.Henry up the middle to ARZ 41 for 9 yards (K.Dansby, B.Baker).
- 3-1-ARZ 41 (11:29) D.Henry up the middle to ARZ 40 for 1 yard (K.Dansby). R5
- 1-10-ARZ 40 (10:46) D.Henry up the middle to ARZ 38 for 2 yards (B.Baker).
PENALTY on ARZ-K.Martin, Defensive Offside, 5 yards, enforced at ARZ 40 - No Play.
- 1-5-ARZ 35 (10:21) (Shotgun) M.Mariota pass short left to D.Walker to ARZ 26 for 9 yards (B.Baker). P6
- 1-10-ARZ 26 (9:39) (Shotgun) M.Mariota pass incomplete deep middle to C.Davis.
- 2-10-ARZ 26 (9:33) D.Murray left end to ARZ 25 for 1 yard (X.Williams; O.Pierre).
- 3-9-ARZ 25 (8:46) (Shotgun) M.Mariota pass short right to E.Decker to ARZ 14 for 11 yards (T.Mathieu). P7
- 1-10-ARZ 14 (8:07) D.Henry right tackle to ARZ 6 for 8 yards (X.Williams, B.Baker).
- 2-2-ARZ 6 (7:23) D.Henry left end for 6 yards, TOUCHDOWN. R8
The Replay Official reviewed the runner broke the plane ruling, and the play was Upheld. The ruling on the field stands.
R.Succop extra point is GOOD, Center-B.Brinkley, Holder-B.Kern.

Timeout at 07:16.

TEN 7 ARZ 0, 9 plays, 50 yards, 1 penalty, 5:02 drive, 7:44 elapsed

R.Succop kicks 63 yards from TEN 35 to ARZ 2. D.Foster to ARZ 15 for 13 yards (N.Palmer).

Arizona Cardinals at 7:16, (1st play from scrimmage 7:11)

- 1-10-ARZ 15 (7:11) (Shotgun) B.Gabbert sacked at ARZ 8 for -7 yards (J.Casey).
- 2-17-ARZ 8 (6:26) K.Williams up the middle pushed ob at ARZ 15 for 7 yards (E.Walden).
- 3-10-ARZ 15 (5:45) (Shotgun) B.Gabbert pass short left to J.Nelson ran ob at ARZ 29 for 14 yards (L.Sims). P3
- 1-10-ARZ 29 (5:20) D.Foster up the middle to ARZ 34 for 5 yards (K.Dodd).
- 2-5-ARZ 34 (4:42) B.Gabbert pass short middle to L.Fitzgerald to ARZ 42 for 8 yards (L.Ryan). P4
- 1-10-ARZ 42 (4:02) B.Gabbert pass incomplete short right to T.Niklas.
- 2-10-ARZ 42 (3:57) D.Foster up the middle to ARZ 44 for 2 yards (A.Johnson).
- 3-8-ARZ 44 (3:19) (Shotgun) B.Gabbert pass incomplete deep middle to Ja.Brown.
- 4-8-ARZ 44 (3:14) A.Lee punts 45 yards to TEN 11, Center-J.Drescher, out of bounds.

Tennessee Titans at 3:06

- 1-10-TEN 11 (3:06) M.Mariota pass incomplete deep left to D.Walker.
PENALTY on ARZ-P.Peterson, Defensive Holding, 5 yards, enforced at TEN 11 - No Play. X9
- 1-10-TEN 16 (3:00) D.Murray right end to TEN 16 for no gain (A.Bethea).
- 2-10-TEN 16 (2:19) (Shotgun) M.Mariota sacked at TEN 10 for -6 yards (C.Jones).
Timeout #1 by ARZ at 02:09.
- 3-16-TEN 10 (2:09) (Shotgun) D.Murray up the middle to TEN 15 for 5 yards (C.Jones).

Two-Minute Warning

- 4-11-TEN 15 (2:00) B.Kern punts 58 yards to ARZ 27, Center-B.Brinkley. P.Peterson to ARZ 31 for 4 yards (P.Superdaw, N.Palmer).

Arizona Cardinals at 1:49

- 1-10-ARZ 31 (1:49) (Shotgun) B.Gabbert pass incomplete deep left to L.Fitzgerald.
- 2-10-ARZ 31 (1:44) (Shotgun) B.Gabbert pass short right to D.Foster to ARZ 41 for 10 yards (K.Byard). P5

Tennessee Titans vs Arizona Cardinals at University of Phoenix Stadium

1-10-ARZ 41 (1:27) (No Huddle, Shotgun) B.Gabbert pass short left to L.Fitzgerald to ARZ 45 for 4 yards (L.Ryan).
 2-6-ARZ 45 (1:10) (No Huddle, Shotgun) B.Gabbert pass incomplete deep left to Ja.Brown.
 3-6-ARZ 45 (1:05) (Shotgun) B.Gabbert pass incomplete short right to R.Seals-Jones.
 4-6-ARZ 45 (1:01) (Punt formation) A.Lee punts 43 yards to TEN 12, Center-J.Drescher. A.Jackson to TEN 26 for 14 yards (E.Penny).

Tennessee Titans at 0:49

1-10-TEN 26 (:49) (Shotgun) M.Mariota pass short right to D.Walker to TEN 31 for 5 yards (B.Baker).
 2-5-TEN 31 (:30) (No Huddle, Shotgun) M.Mariota pass short right to R.Matthews to TEN 38 for 7 yards (P.Peterson).
 Timeout #1 by TEN at 00:25.

P10

1-10-TEN 38 (:25) (Shotgun) M.Mariota pass short right to C.Davis pushed ob at TEN 48 for 10 yards (P.Peterson).
 PENALTY on TEN-B.Jones, Offensive Holding, 10 yards, enforced at TEN 38 - No Play.

1-20-TEN 28 (:17) (Shotgun) M.Mariota pass short left to R.Matthews pushed ob at TEN 38 for 10 yards (T.Williams).
 2-10-TEN 38 (:12) (Shotgun) M.Mariota pass deep left to C.Davis ran ob at ARZ 40 for 22 yards.

P11

1-10-ARZ 40 (:06) (Shotgun) M.Mariota pass incomplete short left to E.Decker.

2-10-ARZ 40 (:02) (Field Goal formation) R.Succop 58 yard field goal is No Good, Hit Crossbar, Center-B.Brinkley, Holder-B.Kern.

END OF QUARTER

| | Score | Time Poss | First Downs | | | | Efficiencies | |
|-------------------|-------|-----------|-------------|---|---|---|--------------|--------|
| | | | R | P | X | T | 3 Down | 4 Down |
| Tennessee Titans | 7 | 8:05 | 2 | 4 | 1 | 7 | 2/4 | 0/0 |
| Arizona Cardinals | 0 | 6:55 | 0 | 3 | 0 | 3 | 1/4 | 0/0 |

First Half Summary

| Tennessee Titans | | | | | | | | | Arizona Cardinals | | | | | | | | | | |
|------------------|--|-----|-----|-----|-------|----|----|----|-------------------|----------------|-----|-----|-----|-----|-------|----|----|----|------|
| RUSHING | | ATT | YDS | AVG | LG | TD | | | RUSHING | | ATT | YDS | AVG | LG | TD | | | | |
| D.Murray | | 8 | 26 | 3.3 | 9 | 0 | | | K.Williams | | 6 | 22 | 3.7 | 7 | 0 | | | | |
| D.Henry | | 6 | 18 | 3.0 | 9 | 1 | | | D.Foster | | 2 | 7 | 3.5 | 5 | 0 | | | | |
| M.Mariota | | 2 | 11 | 5.5 | 7 | 0 | | | B.Gabbert | | 1 | 3 | 3.0 | 3 | 0 | | | | |
| Total | | 16 | 55 | 3.4 | 9 | 1 | | | Total | | 9 | 32 | 3.6 | 7 | 0 | | | | |
| PASSING | | ATT | CMP | YDS | SK/YD | TD | LG | IN | RT | PASSING | | ATT | CMP | YDS | SK/YD | TD | LG | IN | RT |
| M.Mariota | | 15 | 10 | 99 | 2/12 | 0 | 22 | 0 | 85.1 | B.Gabbert | | 14 | 7 | 56 | 4/24 | 0 | 14 | 0 | 60.4 |
| Total | | 15 | 10 | 99 | 2/12 | 0 | 22 | 0 | 85.1 | Total | | 14 | 7 | 56 | 4/24 | 0 | 14 | 0 | 60.4 |
| PASS RECEIVING | | TAR | REC | YDS | AVG | LG | TD | | | PASS RECEIVING | | TAR | REC | YDS | AVG | LG | TD | | |
| D.Walker | | 3 | 3 | 25 | 8.3 | 11 | 0 | | | L.Fitzgerald | | 4 | 3 | 13 | 4.3 | 8 | 0 | | |
| R.Matthews | | 3 | 3 | 19 | 6.3 | 10 | 0 | | | J.Nelson | | 3 | 2 | 26 | 13.0 | 14 | 0 | | |
| E.Decker | | 3 | 2 | 27 | 13.5 | 16 | 0 | | | D.Foster | | 1 | 1 | 10 | 10.0 | 10 | 0 | | |
| C.Davis | | 3 | 1 | 22 | 22.0 | 22 | 0 | | | T.Niklas | | 2 | 1 | 7 | 7.0 | 7 | 0 | | |
| D.Murray | | 1 | 1 | 6 | 6.0 | 6 | 0 | | | Ja.Brown | | 2 | 0 | 0 | 0.0 | 0 | 0 | | |
| P.Supernaw | | 1 | 0 | 0 | 0.0 | 0 | 0 | | | R.Seals-Jones | | 2 | 0 | 0 | 0.0 | 0 | 0 | | |
| T.Taylor | | 1 | 0 | 0 | 0.0 | 0 | 0 | | | | | | | | | | | | |
| Total | | 15 | 10 | 99 | 9.9 | 22 | 0 | | | Total | | 14 | 7 | 56 | 8.0 | 14 | 0 | | |

[illegible]

Tennessee Titans vs Arizona Cardinals
12/10/2017 at University of Phoenix Stadium

First Half Summary

| Arizona Cardinals | | | | Regular Defensive Plays | | | | | | | | | | Special Teams | | | | | Misc | | | |
|-------------------|-----|-----|------|-------------------------|-------|-----|----|----|----|----|----|--|-----|---------------|----|----|----|--|------|-----|----|----|
| | TKL | AST | COMB | SK | / YDS | TFL | QH | IN | PD | FF | FR | | TKL | AST | FF | FR | BL | | TKL | AST | FF | FR |
| K.Dansby | 5 | 0 | 5 | 0 | 0 | 0 | 0 | 0 | 0 | 0 | 0 | | 0 | 0 | 0 | 0 | 0 | | 0 | 0 | 0 | 0 |
| C.Jones | 5 | 0 | 5 | 1 | 6 | 3 | 1 | 0 | 0 | 0 | 0 | | 0 | 0 | 0 | 0 | 0 | | 0 | 0 | 0 | 0 |
| B.Baker | 3 | 2 | 5 | 0 | 0 | 0 | 0 | 0 | 0 | 0 | 0 | | 0 | 0 | 0 | 0 | 0 | | 0 | 0 | 0 | 0 |
| P.Peterson | 3 | 0 | 3 | 0 | 0 | 0 | 0 | 0 | 0 | 0 | 0 | | 0 | 0 | 0 | 0 | 0 | | 0 | 0 | 0 | 0 |
| Total | 16 | 2 | 18 | 1 | 6 | 3 | 1 | 0 | 0 | 0 | 0 | | 0 | 0 | 0 | 0 | 0 | | 0 | 0 | 0 | 0 |

Play By Play

Third Quarter

12/10/2017

ARZ elects to Receive, and TEN elects to defend the North goal.

R.Succop kicks 56 yards from TEN 35 to ARZ 9. D.Foster to ARZ 23 for 14 yards (B.Trawick).

Arizona Cardinals at 15:00, (1st play from scrimmage 14:55)

- 1-10-ARZ 23 (14:55) K.Williams right end to ARZ 25 for 2 yards (A.Jackson).
- 2-8-ARZ 25 (14:17) (Shotgun) B.Gabbert pass short left to J.Gresham to ARZ 31 for 6 yards (J.Casey).
- 3-2-ARZ 31 (13:37) B.Gabbert pass short middle to J.Gresham to TEN 48 for 21 yards (K.Byard).

P6
- Penalty on TEN-J.Cyprien, Defensive Holding, declined.
- 1-10-TEN 48 (13:11) K.Williams up the middle to TEN 46 for 2 yards (J.Cyprien).
- 2-8-TEN 46 (12:34) B.Gabbert pass deep middle to L.Fitzgerald to TEN 23 for 23 yards (A.Jackson; J.Brown).

P7
- 1-10-TEN 23 (11:48) B.Gabbert sacked at TEN 31 for -8 yards (W.Woodyard).
- Timeout #1 by ARZ at 11:04.
- 2-18-TEN 31 (11:04) (Shotgun) B.Gabbert scrambles right end to TEN 20 for 11 yards (J.Cyprien).
- 3-7-TEN 20 (10:21) (Shotgun) B.Gabbert sacked at TEN 29 for -9 yards (B.Orakpo).
- 4-16-TEN 29 (9:41) P.Dawson 47 yard field goal is GOOD, Center-J.Drescher, Holder-A.Lee.

Timeout at 09:36.

TEN 7 ARZ 3, 9 plays, 48 yards, 5:24 drive, 5:24 elapsed

P.Dawson kicks 65 yards from ARZ 35 to TEN 0. A.Jackson to TEN 26 for 26 yards (S.Wright).

Tennessee Titans at 9:36, (1st play from scrimmage 9:29)

- 1-10-TEN 26 (9:29) (Shotgun) M.Mariota pass short left to D.Murray to TEN 33 for 7 yards (B.Baker).
- 2-3-TEN 33 (8:51) D.Henry up the middle to TEN 35 for 2 yards (D.Bucannon).
- 3-1-TEN 35 (8:09) D.Henry right end to TEN 35 for no gain (K.Dansby, D.Bucannon).
- 4-1-TEN 35 (7:35) (Punt formation) Direct snap to E.Weems. E.Weems up the middle to TEN 36 for 1 yard (J.Bynes, E.Penny).
Arizona challenged the first down ruling, and the play was REVERSED.
(Punt formation) Direct snap to E.Weems. E.Weems up the middle to TEN 35 for no gain (J.Bynes, E.Penny).

Arizona Cardinals at 7:25

- 1-10-TEN 35 (7:25) K.Williams up the middle to TEN 17 for 18 yards (K.Byard).

R8
- 1-10-TEN 17 (6:52) B.Gabbert pass incomplete short right to R.Seals-Jones.
PENALTY on TEN-J.Cyprien, Defensive Holding, 5 yards, enforced at TEN 17 - No Play.

X9
- 1-10-TEN 12 (6:46) K.Williams right tackle to TEN 9 for 3 yards (J.Cyprien).
- 2-7-TEN 9 (6:10) B.Gabbert pass short right to Ja.Brown to TEN 3 for 6 yards (A.Jackson).
- 3-1-TEN 3 (5:29) K.Williams up the middle to TEN 5 for -2 yards (K.Klug).
- 4-3-TEN 5 (4:48) P.Dawson 23 yard field goal is GOOD, Center-J.Drescher, Holder-A.Lee.

Timeout at 04:44.

TEN 7 ARZ 6, 5 plays, 30 yards, 1 penalty, 2:41 drive, 10:16 elapsed

P.Dawson kicks 66 yards from ARZ 35 to TEN -1. A.Jackson ran ob at TEN 28 for 29 yards (J.Bethel).

Tennessee Titans at 4:44, (1st play from scrimmage 4:39)

- 1-10-TEN 28 (4:39) D.Murray left tackle to TEN 29 for 1 yard (D.Bucannon).
PENALTY on ARZ-X.Williams, Defensive Offside, 5 yards, enforced at TEN 28 - No Play.
- 1-5-TEN 33 (4:16) M.Mariota pass short right to E.Decker to ARZ 38 for 29 yards (T.Mathieu).

P12
- 1-10-ARZ 38 (3:31) M.Mariota pass incomplete short right to D.Walker.
- 2-10-ARZ 38 (3:25) (Shotgun) D.Murray left tackle to ARZ 37 for 1 yard (K.Martin).
- 3-9-ARZ 37 (2:43) (No Huddle, Shotgun) M.Mariota pass short right to D.Walker to ARZ 27 for 10 yards (J.Bethel; H.Reddick).

P13
- 1-10-ARZ 27 (1:56) (Shotgun) M.Mariota pass deep middle intended for R.Matthews INTERCEPTED by T.Williams at ARZ 4. T.Williams to ARZ 16 for 12 yards (J.Smith).

Timeout at 01:45.

Arizona Cardinals at 1:45

- 1-10-ARZ 16 (1:45) B.Gabbert pass short right to L.Fitzgerald to ARZ 24 for 8 yards (L.Ryan).
- 2-2-ARZ 24 (1:13) K.Williams up the middle to ARZ 28 for 4 yards (W.Woodyard).

R10
- 1-10-ARZ 28 (:31) B.Gabbert pass short middle to K.Williams to ARZ 43 for 15 yards (A.Williamson).

P11

END OF QUARTER

| | Score | Time Poss | First Downs | | | | Efficiencies | |
|-------------------|-------|-----------|-------------|---|---|---|--------------|--------|
| | | | R | P | X | T | 3 Down | 4 Down |
| Tennessee Titans | 7 | 5:10 | 0 | 2 | 0 | 2 | 1/2 | 0/1 |
| Arizona Cardinals | 6 | 9:50 | 2 | 3 | 1 | 6 | 1/3 | 0/0 |

Play By Play

Fourth Quarter

12/10/2017

Arizona Cardinals continued.

- 1-10-ARZ 43 (15:00) E.Penny up the middle to TEN 48 for 9 yards (W.Woodyard).
- 2-1-TEN 48 (14:23) B.Gabbert pass short left to R.Seals-Jones to TEN 28 for 20 yards (L.Ryan).
- 1-10-TEN 28 (13:45) K.Williams right tackle to TEN 23 for 5 yards (E.Walden).
- PENALTY on ARZ-A.Shipley, Offensive Holding, 10 yards, enforced at TEN 23.
- 1-15-TEN 33 (13:38) (Shotgun) B.Gabbert pass short right to Ja.Brown to TEN 24 for 9 yards (L.Ryan).
- 2-6-TEN 24 (12:50) K.Williams up the middle to TEN 22 for 2 yards (J.Casey).
- 3-4-TEN 22 (12:13) (Shotgun) B.Gabbert pass incomplete short middle to Ja.Brown (B.McCain).
- 4-4-TEN 22 (12:08) P.Dawson 40 yard field goal is No Good, Wide Right, Center-J.Drescher, Holder-A.Lee.

Timeout at 12:04.

Tennessee Titans at 12:04

- 1-10-TEN 30 (12:04) D.Murray right tackle to TEN 34 for 4 yards (K.Dansby).
- 2-6-TEN 34 (11:25) (Shotgun) D.Murray up the middle to TEN 37 for 3 yards (K.Dansby).
- 3-3-TEN 37 (10:42) (Shotgun) M.Mariota pass short middle to C.Davis to TEN 39 for 2 yards (T.Mathieu).
- 4-1-TEN 39 (10:11) B.Kern punts 55 yards to ARZ 6, Center-B.Brinkley. P.Peterson pushed ob at ARZ 15 for 9 yards (B.Trawick).

Timeout at 09:59.

Arizona Cardinals at 9:59

- 1-10-ARZ 15 (9:59) C.Williams right end pushed ob at ARZ 48 for 33 yards (K.Byard). P13
- 1-10-ARZ 48 (9:28) K.Williams up the middle to TEN 44 for 8 yards (L.Ryan).
- 2-2-TEN 44 (8:51) K.Williams left tackle to TEN 41 for 3 yards (L.Ryan). R14
- 1-10-TEN 41 (8:15) B.Gabbert pass incomplete short left to L.Fitzgerald.
- PENALTY on TEN-L.Ryan, Defensive Holding, 5 yards, enforced at TEN 41 - No Play. X15
- 1-10-TEN 36 (8:10) B.Gabbert pass short right to E.Penny pushed ob at TEN 18 for 18 yards (J.Brown). P16
- 1-10-TEN 18 (7:35) K.Williams right tackle to TEN 14 for 4 yards (J.Brown, J.Cyprien).
- 2-6-TEN 14 (6:54) K.Williams up the middle to TEN 14 for no gain (W.Woodyard).
- Timeout #2 by ARZ at 06:07.
- 3-6-TEN 14 (6:07) (Shotgun) B.Gabbert pass incomplete short right to L.Fitzgerald.
- 4-6-TEN 14 (6:03) P.Dawson 32 yard field goal is GOOD, Center-J.Drescher, Holder-A.Lee.

Timeout at 05:59.

TEN 7 ARZ 9, 8 plays, 71 yards, 1 penalty, 4:00 drive, 9:01 elapsed

P.Dawson kicks 65 yards from ARZ 35 to end zone, Touchback.

Tennessee Titans at 5:59

- 1-10-TEN 25 (5:59) M.Mariota pass short middle intended for D.Walker INTERCEPTED by J.Bynes at TEN 40. J.Bynes ran ob at TEN 15 for 25 yards (Q.Spain).
- PENALTY on TEN-Q.Spain, Unnecessary Roughness, 8 yards, enforced at TEN 15.

Arizona Cardinals at 5:48

- 1-7-TEN 7 (5:48) E.Penny up the middle to TEN 5 for 2 yards (J.Cyprien).
- 2-5-TEN 5 (5:07) (Shotgun) B.Gabbert sacked at TEN 13 for -8 yards (J.Casey).
- 3-13-TEN 13 (4:26) (Shotgun) B.Gabbert pass short right to D.Foster to TEN 17 for -4 yards (W.Woodyard).
- 4-17-TEN 17 (3:50) P.Dawson 35 yard field goal is GOOD, Center-J.Drescher, Holder-A.Lee.

TEN 7 ARZ 12, 4 plays, -10 yards, 2:03 drive, 11:15 elapsed

P.Dawson kicks 65 yards from ARZ 35 to end zone, Touchback.

Tennessee Titans at 3:45

- 1-10-TEN 25 (3:45) (Shotgun) M.Mariota pass incomplete short middle to E.Decker [F.Rucker].
- 2-10-TEN 25 (3:40) (Shotgun) M.Mariota pass short right to C.Davis to TEN 30 for 5 yards (P.Peterson).
- 3-5-TEN 30 (2:59) (No Huddle, Shotgun) M.Mariota pass short left to D.Walker to TEN 37 for 7 yards (B.Baker). P14
- 1-10-TEN 37 (2:29) (No Huddle, Shotgun) M.Mariota pass incomplete short left to R.Matthews (T.Williams) [C.Jones].
- 2-10-TEN 37 (2:23) (Shotgun) M.Mariota sacked at TEN 29 for -8 yards (H.Reddick).
- Penalty on TEN-J.Conklin, Offensive Holding, declined.
- 3-18-TEN 29 (2:16) (Shotgun) M.Mariota pass incomplete short middle to D.Murray.
- 4-18-TEN 29 (2:11) B.Kern punts 56 yards to ARZ 15, Center-B.Brinkley. B.Golden to ARZ 25 for 10 yards (B.Trawick).

Tennessee Titans vs Arizona Cardinals at University of Phoenix Stadium

Two-Minute Warning

Arizona Cardinals at 2:00

- 1-10-ARZ 25 (2:00) K.Williams right tackle to ARZ 25 for no gain (S.Williams).
Timeout #1 by TEN at 01:55.
- 2-10-ARZ 25 (1:55) K.Williams left tackle to ARZ 27 for 2 yards (J.Cyprien).
Timeout #2 by TEN at 01:49.
- 3-8-ARZ 27 (1:49) B.Gabbert sacked at ARZ 23 for -4 yards (A.Williamson).
Timeout #3 by TEN at 01:41.
- 4-12-ARZ 23 (1:41) A.Lee punts 55 yards to TEN 22, Center-J.Drescher. A.Jackson to TEN 22 for no gain (Ja.Brown, E.Penny).

Tennessee Titans at 1:27

- 1-10-TEN 22 (1:27) (Shotgun) M.Mariota pass incomplete short left to C.Davis.
- 2-10-TEN 22 (1:23) (Shotgun) M.Mariota pass incomplete deep left to D.Walker (B.Baker).
- 3-10-TEN 22 (1:16) (Shotgun) M.Mariota pass incomplete short left to D.Walker (T.Williams).
- 4-10-TEN 22 (1:11) M.Mariota pass incomplete short middle to A.Jackson (T.Mathieu).
Penalty on TEN-J.Smith, Offensive Pass Interference, declined.

Arizona Cardinals at 1:05

- 1-10-TEN 22 (1:05) B.Gabbert kneels to TEN 23 for -1 yards.
- 2-11-TEN 23 (:33) B.Gabbert kneels to TEN 24 for -1 yards.

END OF QUARTER

| | Score | Time Poss | First Downs | | | | Efficiencies | |
|-------------------|-------|--------------|-------------|---|---|---|--------------|--------|
| | | | R | P | X | T | 3 Down | 4 Down |
| Tennessee Titans | 7 | 4:23 | 0 | 1 | 0 | 1 | 1/4 | 0/1 |
| Arizona Cardinals | 12 | 10:37 | 2 | 2 | 1 | 5 | 0/4 | 0/0 |

Final Defensive Statistics

| Arizona Cardinals | Regular Defensive Plays | | | | | | | | | | | | Special Teams | | | | | Misc | | | |
|-------------------|-------------------------|-----|------|----|-------|-----|----|----|----|----|----|-----|---------------|----|----|----|-----|------|----|----|--|
| | TKL | AST | COMB | SK | / YDS | TFL | QH | IN | PD | FF | FR | TKL | AST | FF | FR | BL | TKL | AST | FF | FR | |
| K.Dansby | 8 | 0 | 8 | 0 | 0 | 0 | 0 | 0 | 0 | 0 | 0 | 0 | 0 | 0 | 0 | 0 | 0 | 0 | 0 | 0 | |
| B.Baker | 5 | 2 | 7 | 0 | 0 | 0 | 0 | 0 | 1 | 0 | 0 | 0 | 0 | 0 | 0 | 0 | 0 | 0 | 0 | 0 | |
| C.Jones | 5 | 0 | 5 | 1 | 6 | 3 | 2 | 0 | 0 | 0 | 0 | 0 | 0 | 0 | 0 | 0 | 0 | 0 | 0 | 0 | |
| P.Peterson | 4 | 0 | 4 | 0 | 0 | 0 | 0 | 0 | 0 | 0 | 0 | 0 | 0 | 0 | 0 | 0 | 0 | 0 | 0 | 0 | |
| T.Mathieu | 3 | 0 | 3 | 0 | 0 | 0 | 0 | 0 | 1 | 0 | 0 | 0 | 0 | 0 | 0 | 0 | 0 | 0 | 0 | 0 | |
| H.Reddick | 2 | 1 | 3 | 1 | 8 | 1 | 1 | 0 | 0 | 0 | 0 | 0 | 0 | 0 | 0 | 0 | 0 | 0 | 0 | 0 | |
| A.Bethea | 2 | 1 | 3 | 0 | 0 | 0 | 0 | 0 | 1 | 0 | 0 | 0 | 0 | 0 | 0 | 0 | 0 | 0 | 0 | 0 | |
| T.Williams | 2 | 0 | 2 | 0 | 0 | 0 | 0 | 1 | 3 | 0 | 0 | 0 | 0 | 0 | 0 | 0 | 0 | 0 | 0 | 0 | |
| K.Martin | 2 | 0 | 2 | 0 | 0 | 0 | 0 | 0 | 0 | 0 | 0 | 0 | 0 | 0 | 0 | 0 | 0 | 0 | 0 | 0 | |
| O.Pierre | 1 | 1 | 2 | 1 | 6 | 1 | 1 | 0 | 0 | 0 | 0 | 0 | 0 | 0 | 0 | 0 | 0 | 0 | 0 | 0 | |
| X.Williams | 1 | 1 | 2 | 0 | 0 | 0 | 0 | 0 | 0 | 0 | 0 | 0 | 0 | 0 | 0 | 0 | 0 | 0 | 0 | 0 | |
| D.Bucannon | 1 | 1 | 2 | 0 | 0 | 0 | 0 | 0 | 0 | 0 | 0 | 0 | 0 | 0 | 0 | 0 | 0 | 0 | 0 | 0 | |
| J.Bynes | 1 | 0 | 1 | 0 | 0 | 0 | 0 | 1 | 1 | 0 | 0 | 0 | 0 | 0 | 0 | 0 | 0 | 0 | 0 | 0 | |
| E.Penny | 0 | 1 | 1 | 0 | 0 | 0 | 0 | 0 | 0 | 0 | 0 | 0 | 1 | 1 | 0 | 0 | 0 | 0 | 0 | 0 | |
| J.Bethel | 0 | 1 | 1 | 0 | 0 | 0 | 0 | 0 | 0 | 0 | 0 | 0 | 1 | 0 | 0 | 0 | 0 | 0 | 0 | 0 | |
| F.Rucker | 0 | 0 | 0 | 0 | 0 | 0 | 1 | 0 | 0 | 0 | 0 | 0 | 0 | 0 | 0 | 0 | 0 | 0 | 0 | 0 | |
| B.Golden | 0 | 0 | 0 | 0 | 0 | 0 | 0 | 0 | 0 | 0 | 0 | 0 | 1 | 0 | 0 | 0 | 0 | 0 | 0 | 0 | |
| S.Wright | 0 | 0 | 0 | 0 | 0 | 0 | 0 | 0 | 0 | 0 | 0 | 0 | 1 | 0 | 0 | 0 | 0 | 0 | 0 | 0 | |
| Ja.Brown | 0 | 0 | 0 | 0 | 0 | 0 | 0 | 0 | 0 | 0 | 0 | 0 | 1 | 0 | 0 | 0 | 0 | 0 | 0 | 0 | |
| Total | 37 | 9 | 46 | 3 | 20 | 5 | 5 | 2 | 7 | 0 | 0 | 0 | 5 | 1 | 0 | 0 | 0 | 0 | 0 | 0 | |

Tennessee Titans vs Arizona Cardinals
12/10/2017 at University of Phoenix Stadium

Ball Possession And Drive Chart

Tennessee Titans

| # | Time Recd | Time Lost | Time Poss | How Ball Obtained | Drive Began | # Play | Yds Gain | Yds Pen | Net Yds | 1st Down | Last Scrm | How Given Up |
|----|-----------|-----------|-----------|-------------------|-------------|--------|----------|---------|---------|----------|-----------|--------------|
| 1 | 15:00 | 13:26 | 1:34 | Kickoff | TEN 25 | 3 | -2 | 0 | -2 | 0 | TEN 23 | Punt |
| 2 | 8:25 | 3:43 | 4:42 | Punt | TEN 9 | 7 | 34 | 0 | 34 | 3 | TEN 43 | Punt |
| 3 | 2:17 | 14:03 | 3:14 | Punt | TEN 17 | 6 | 22 | -5 | 17 | 1 | TEN 34 | Punt |
| 4 | 12:18 | 7:16 | 5:02 | Punt | 50 | 9 | 45 | 5 | 50 | 4 | * ARZ 6 | Touchdown |
| 5 | 3:06 | 1:49 | 1:17 | Punt | TEN 11 | 3 | -1 | 5 | 4 | 1 | TEN 15 | Punt |
| 6 | 0:49 | 0:00 | 0:49 | Punt | TEN 26 | 6 | 44 | -10 | 34 | 2 | ARZ 40 | Missed FG |
| 7 | 9:36 | 7:25 | 2:11 | Kickoff | TEN 26 | 4 | 9 | 0 | 9 | 0 | TEN 35 | Downs |
| 8 | 4:44 | 1:45 | 2:59 | Kickoff | TEN 28 | 5 | 40 | 5 | 45 | 2 | ARZ 27 | Interception |
| 9 | 12:04 | 9:59 | 2:05 | Missed FG | TEN 30 | 3 | 9 | 0 | 9 | 0 | TEN 39 | Punt |
| 10 | 5:59 | 5:48 | 0:11 | Kickoff | TEN 25 | 1 | 0 | 0 | 0 | 0 | TEN 25 | Interception |
| 11 | 3:45 | 2:00 | 1:45 | Kickoff | TEN 25 | 6 | 4 | 0 | 4 | 1 | TEN 29 | Punt |
| 12 | 1:27 | 1:05 | 0:22 | Punt | TEN 22 | 4 | 0 | 0 | 0 | 0 | TEN 22 | Downs |

(294) Average TEN 24

Arizona Cardinals

| # | Time Recd | Time Lost | Time Poss | How Ball Obtained | Drive Began | # Play | Yds Gain | Yds Pen | Net Yds | 1st Down | Last Scrm | How Given Up |
|----|-----------|-----------|-----------|-------------------|-------------|--------|----------|---------|---------|----------|-----------|--------------|
| 1 | 13:26 | 8:25 | 5:01 | Punt | ARZ 32 | 8 | 21 | 0 | 21 | 2 | TEN 47 | Punt |
| 2 | 3:43 | 2:17 | 1:26 | Punt | ARZ 22 | 3 | -5 | 0 | -5 | 0 | ARZ 17 | Punt |
| 3 | 14:03 | 12:18 | 1:45 | Punt | ARZ 12 | 3 | 5 | 0 | 5 | 0 | ARZ 17 | Punt |
| 4 | 7:16 | 3:06 | 4:10 | Kickoff | ARZ 15 | 8 | 29 | 0 | 29 | 2 | ARZ 44 | Punt |
| 5 | 1:49 | 0:49 | 1:00 | Punt | ARZ 31 | 5 | 14 | 0 | 14 | 1 | ARZ 45 | Punt |
| 6 | 15:00 | 9:36 | 5:24 | Kickoff | ARZ 23 | 9 | 48 | 0 | 48 | 2 | TEN 29 | Field Goal |
| 7 | 7:25 | 4:44 | 2:41 | Downs | TEN 35 | 5 | 25 | 5 | 30 | 2 | * TEN 5 | Field Goal |
| 8 | 1:45 | 12:04 | 4:41 | Interception | ARZ 16 | 10 | 72 | -10 | 62 | 3 | TEN 22 | Missed FG |
| 9 | 9:59 | 5:59 | 4:00 | Punt | ARZ 15 | 8 | 66 | 5 | 71 | 4 | * TEN 14 | Field Goal |
| 10 | 5:48 | 3:45 | 2:03 | Interception | TEN 7 | 4 | -10 | 0 | -10 | 0 | * TEN 17 | Field Goal |
| 11 | 2:00 | 1:27 | 0:33 | Punt | ARZ 25 | 3 | -2 | 0 | -2 | 0 | ARZ 23 | Punt |
| 12 | 1:05 | 0:00 | 1:05 | Downs | TEN 22 | 2 | -2 | 0 | -2 | 0 | TEN 23 | End of Game |

(427) Average ARZ 36

* inside opponent's 20

Time of Possession by Quarter

| | | 1st | 2nd | 3rd | 4th | OT | Total |
|---------|-------------------|------|------|------|-------|----|-------|
| Visitor | Tennessee Titans | 8:33 | 8:05 | 5:10 | 4:23 | | 26:11 |
| Home | Arizona Cardinals | 6:27 | 6:55 | 9:50 | 10:37 | | 33:49 |

Kickoff Drive No.-Start Average

Titans: 5 - TEN 26

Cardinals: 2 - ARZ 19

Miscellaneous Statistics Report

Tennessee Titans vs Arizona Cardinals
12/10/2017 at University of Phoenix Stadium

Ten Longest Plays for Tennessee Titans

| Yards | Qtr | Play Start | Play Description |
|-------|-----|-------------|--|
| 29 | 3 | 1-5-TEN 33 | (4:16) M.Mariota pass short right to E.Decker to ARZ 38 for 29 yards (T.Mathieu). |
| 22 | 2 | 2-10-TEN 38 | (:12) (Shotgun) M.Mariota pass deep left to C.Davis ran ob at ARZ 40 for 22 yards. |
| 16 | 1 | 1-10-TEN 20 | (7:44) (Shotgun) M.Mariota pass short right to E.Decker pushed ob at TEN 36 for 16 yards (P.Peterson). |
| 11 | 1 | 1-10-TEN 9 | (8:25) (Shotgun) M.Mariota pass short left to D.Walker to TEN 20 for 11 yards (T.Williams). |
| 11 | 2 | 3-9-ARZ 25 | (8:46) (Shotgun) M.Mariota pass short right to E.Decker to ARZ 14 for 11 yards (T.Mathieu). |
| 10 | 2 | 1-20-TEN 28 | (:17) (Shotgun) M.Mariota pass short left to R.Matthews pushed ob at TEN 38 for 10 yards (T.Williams). |
| 10 | 3 | 3-9-ARZ 37 | (2:43) (No Huddle, Shotgun) M.Mariota pass short right to D.Walker to ARZ 27 for 10 yards (J.Bethel; H.Reddick). |
| 9 | 2 | 2-10-50 | (12:11) D.Henry up the middle to ARZ 41 for 9 yards (K.Dansby, B.Baker). |
| 9 | 2 | 1-5-ARZ 35 | (10:21) (Shotgun) M.Mariota pass short left to D.Walker to ARZ 26 for 9 yards (B.Baker). |
| 8 | 2 | 1-10-ARZ 14 | (8:07) D.Henry right tackle to ARZ 6 for 8 yards (X.Williams, B.Baker). |

Ten Longest Plays for Arizona Cardinals

| Yards | Qtr | Play Start | Play Description |
|-------|-----|-------------|---|
| 33 | 4 | 1-10-ARZ 15 | (9:59) C.Williams right end pushed ob at ARZ 48 for 33 yards (K.Byard). |
| 23 | 3 | 2-8-TEN 46 | (12:34) B.Gabbert pass deep middle to L.Fitzgerald to TEN 23 for 23 yards (A.Jackson; J.Brown). |
| 21 | 3 | 3-2-ARZ 31 | (13:37) B.Gabbert pass short middle to J.Gresham to TEN 48 for 21 yards (K.Byard). |
| 20 | 4 | 2-1-TEN 48 | (14:23) B.Gabbert pass short left to R.Seals-Jones to TEN 28 for 20 yards (L.Ryan). |
| 18 | 3 | 1-10-TEN 35 | (7:25) K.Williams up the middle to TEN 17 for 18 yards (K.Byard). |
| 18 | 4 | 1-10-TEN 36 | (8:10) B.Gabbert pass short right to E.Penny pushed ob at TEN 18 for 18 yards (J.Brown). |
| 15 | 3 | 1-10-ARZ 28 | (:31) B.Gabbert pass short middle to K.Williams to ARZ 43 for 15 yards (A.Williamson). |
| 14 | 2 | 3-10-ARZ 15 | (5:45) (Shotgun) B.Gabbert pass short left to J.Nelson ran ob at ARZ 29 for 14 yards (L.Sims). |
| 12 | 1 | 3-8-ARZ 34 | (12:07) (Shotgun) B.Gabbert pass short left to J.Nelson to ARZ 46 for 12 yards (L.Sims). |
| 11 | 3 | 2-18-TEN 31 | (11:04) (Shotgun) B.Gabbert scrambles right end to TEN 20 for 11 yards (J.Cyprien). |

Touchdown Scoring Information

| | | Offense | Defense | Special Teams |
|---------|-------------------|---------|---------|---------------|
| VISITOR | Tennessee Titans | 1 | 0 | 0 |
| HOME | Arizona Cardinals | 0 | 0 | 0 |

Player Scoring Information

| Club | Player | TD | Rush TD | Rec TD | KO TD | Punt TD | Int TD | Fum TD | Misc TD | FG | XP | 2Pt Rush | 2Pt Rec | Sfty | Points |
|------|----------|----|---------|--------|-------|---------|--------|--------|---------|----|----|----------|---------|------|--------|
| TEN | D.Henry | 0 | 1 | 0 | 0 | 0 | 0 | 0 | 0 | 0 | 0 | 0 | 0 | 0 | 6 |
| TEN | R.Succop | 0 | 0 | 0 | 0 | 0 | 0 | 0 | 0 | 0 | 1 | 0 | 0 | 0 | 1 |
| ARZ | P.Dawson | 0 | 0 | 0 | 0 | 0 | 0 | 0 | 0 | 4 | 0 | 0 | 0 | 0 | 12 |

Possession Detail

| | First Half | | Second Half | | Game | |
|-----------------------------|------------|------|-------------|-------|---------|-------|
| | Visitor | Home | Visitor | Home | Visitor | Home |
| Largest Lead | 7 | 0 | 4 | 5 | 7 | 5 |
| Drives Leading | 2 | 0 | 3 | 3 | 5 | 3 |
| Time of Possession Leading | 2:06 | 0:00 | 7:15 | 3:41 | 9:21 | 3:41 |
| Largest Deficit | 0 | -7 | -5 | -4 | -5 | -7 |
| Drives Trailing | 0 | 2 | 3 | 4 | 3 | 6 |
| Time of Possession Trailing | 0:00 | 5:10 | 2:18 | 16:46 | 2:18 | 21:56 |
| Times Score Tied Up | | 0 | | 0 | | 0 |
| Lead Changes | | 1 | | 1 | | 2 |

Playtime Percentage

Percent of playtime per player on offense, defense and special teams

| Tennessee Titans | | | | | | Arizona Cardinals | | | | | |
|------------------|----|---------|---------|---------------|-----|-------------------|----|---------|---------|---------------|-----|
| | | Offense | Defense | Special Teams | | | | Offense | Defense | Special Teams | |
| Q Spain | G | 60 100% | | 2 | 7% | A Boone | G | 65 100% | | 5 | 19% |
| J Conklin | T | 60 100% | | 2 | 7% | J Veldheer | T | 65 100% | | 5 | 19% |
| J Kline | G | 60 100% | | 2 | 7% | E Watford | G | 65 100% | | 5 | 19% |
| B Jones | C | 60 100% | | | | J Wetzel | T | 65 100% | | 5 | 19% |
| M Mariota | QB | 60 100% | | | | B Gabbert | QB | 65 100% | | | |
| D Walker | TE | 50 83% | | | | A Shipley | C | 65 100% | | | |
| D Murray | RB | 47 78% | | | | L Fitzgerald | WR | 62 95% | | | |
| R Matthews | WR | 46 77% | | | | J Brown | WR | 55 85% | | 6 | 22% |
| C Davis | WR | 46 77% | | | | J Gresham | TE | 49 75% | | | |
| E Decker | WR | 44 73% | | | | J Nelson | WR | 40 62% | | | |
| D Kelly | T | 43 72% | | 2 | 7% | K Williams | RB | 38 58% | | | |
| J Smith | TE | 28 47% | | 6 | 22% | D Foster | RB | 21 32% | | 2 | 7% |
| T Lewan | T | 18 30% | | | | T Niklas | TE | 19 29% | | 7 | 26% |
| P Supernaw | TE | 17 28% | | 13 | 48% | R Seals-Jones | TE | 18 28% | | 20 | 74% |
| D Henry | RB | 13 22% | | | | C Williams | WR | 14 22% | | | |
| T Taylor | WR | 6 10% | | 9 | 33% | E Penny | RB | 8 12% | | 15 | 56% |
| A Jackson | CB | 1 2% | 59 91% | 16 | 59% | B Golden | WR | 1 2% | | 18 | 67% |
| D Fluellen | RB | 1 2% | | 20 | 74% | B Baker | FS | | 60 100% | 17 | 63% |
| L Ryan | CB | | 65 100% | | | T Mathieu | FS | | 60 100% | 12 | 44% |
| K Byard | FS | | 65 100% | | | P Peterson | CB | | 60 100% | 4 | 15% |
| W Woodyard | LB | | 63 97% | 7 | 26% | C Jones | LB | | 60 100% | 2 | 7% |
| J Cyprien | SS | | 63 97% | | | D Bucannon | LB | | 58 97% | | |
| J Casey | DT | | 56 86% | 5 | 19% | T Williams | CB | | 53 88% | | |
| E Walden | LB | | 56 86% | 4 | 15% | K Dansby | LB | | 46 77% | 2 | 7% |
| B Orakpo | LB | | 53 82% | | | A Bethea | SS | | 44 73% | | |
| J Brown | LB | | 32 49% | 13 | 48% | K Martin | LB | | 39 65% | 12 | 44% |
| S Williams | NT | | 31 48% | 5 | 19% | O Pierre | DT | | 34 57% | 2 | 7% |
| A Williamson | LB | | 29 45% | 1 | 4% | F Rucker | DT | | 33 55% | 2 | 7% |
| A Johnson | NT | | 26 40% | 7 | 26% | X Williams | DT | | 28 47% | 2 | 7% |
| L Sims | CB | | 24 37% | 6 | 22% | R Gunter | DT | | 23 38% | 7 | 26% |
| K Klug | DT | | 22 34% | 10 | 37% | H Reddick | LB | | 23 38% | 2 | 7% |
| B McCain | CB | | 22 34% | 8 | 30% | R Nkemdiche | DT | | 20 33% | 2 | 7% |
| D King | DE | | 22 34% | 8 | 30% | J Bynes | LB | | 11 18% | 22 | 81% |
| K Dodd | LB | | 20 31% | | | J Bethel | CB | | 5 8% | 22 | 81% |
| D Searcy | SS | | 6 9% | 12 | 44% | B Albright | LB | | 3 5% | 13 | 48% |
| N Palmer | LB | | 1 2% | 18 | 67% | S Wright | LB | | | 20 | 74% |
| D Bates | LB | | | 25 | 93% | H Miller | CB | | | 14 | 52% |
| B Trawick | FS | | | 25 | 93% | A Lee | P | | | 11 | 41% |
| T Smith | CB | | | 24 | 89% | J Drescher | LS | | | 11 | 41% |
| E Weems | WR | | | 20 | 74% | P Dawson | K | | | 10 | 37% |
| B Kern | P | | | 9 | 33% | B Williams | CB | | | 10 | 37% |
| B Brinkley | LS | | | 9 | 33% | E Boehm | G | | | 5 | 19% |
| R Succop | K | | | 4 | 15% | G Martin | LB | | | 5 | 19% |
| J Carraway | LB | | | 2 | 7% | | | | | | |
| B Schwenke | C | | | 2 | 7% | | | | | | |

2017 TENNESSEE TITANS REGULAR SEASON STATISTICS

Won 8, Lost 5

| Date | W-L | Score | OT | Opponent | Attendance |
|-------|-----|-------|----|------------------|------------|
| 09/10 | L | 16-26 | | Oakland | 69,089 |
| 09/17 | W | 37-16 | | at Jacksonville | 61,709 |
| 09/24 | W | 33-27 | | Seattle | 69,127 |
| 10/01 | L | 14-57 | | at Houston | 71,804 |
| 10/08 | L | 10-16 | | at Miami | 65,135 |
| 10/16 | W | 36-22 | | Indianapolis | 63,888 |
| 10/22 | W | 12-9 | OT | at Cleveland | 59,061 |
| 11/05 | W | 23-20 | | Baltimore | 67,322 |
| 11/12 | W | 24-20 | | Cincinnati | 67,432 |
| 11/16 | L | 17-40 | | at Pittsburgh | 60,703 |
| 11/26 | W | 20-16 | | at Indianapolis | 62,207 |
| 12/03 | W | 24-13 | | Houston | 62,758 |
| 12/10 | L | 7-12 | | at Arizona | 64,153 |
| 12/17 | | | | at San Francisco | |
| 12/24 | | | | L.A. Rams | |
| 12/31 | | | | Jacksonville | |

| Statistic | Tenn. | Opp. |
|--------------------------|----------------|----------------|
| Total First Downs | 237 | 267 |
| Rushing | 78 | 58 |
| Passing | 127 | 187 |
| Penalty | 32 | 22 |
| 3rd Down: Made/Att | 59/162 | 59/170 |
| 3rd Down Pct. | 36.4 | 34.7 |
| 4th Down: Made/Att | 3/7 | 9/14 |
| 4th Down Pct. | 42.9 | 64.3 |
| Possession Avg. | 29:45 | 30:15 |
| Total Net Yards | 4098 | 4203 |
| Avg. Per Game | 315.2 | 323.3 |
| Total Plays | 783 | 852 |
| Avg. Per Play | 5.2 | 4.9 |
| Net Yards Rushing | 1530 | 1170 |
| Avg. Per Game | 117.7 | 90.0 |
| Total Rushes | 350 | 326 |
| Net Yards Passing | 2568 | 3033 |
| Avg. Per Game | 197.5 | 233.3 |
| Sacked/Yards Lost | 30/176 | 37/227 |
| Gross Yards | 2744 | 3260 |
| Att./Completions | 403/249 | 489/301 |
| Completion Pct. | 61.8 | 61.6 |
| Had Intercepted | 16 | 10 |
| Punts/Average | 60/51.5 | 62/49.0 |
| Net Punting Avg. | 60/45.5 | 62/43.9 |
| Penalties/Yards | 75/694 | 101/787 |
| Fumbles/Ball Lost | 7/6 | 17/6 |
| Touchdowns | 28 | 30 |
| Rushing | 17 | 5 |
| Passing | 11 | 22 |
| Returns | 0 | 3 |

| Score By Periods | Q1 | Q2 | Q3 | Q4 | OT | PTS |
|------------------|-----------|-----------|-----------|------------|----------|------------|
| Team | 49 | 71 | 78 | 72 | 3 | 273 |
| Opponents | 59 | 78 | 42 | 115 | 0 | 294 |

| Scoring | TD | Rush | Rec | Ret | K-PAT | FG | S | PTS |
|------------------|-----------|-----------|-----------|----------|--------------|--------------|----------|------------|
| Succop | 0 | 0 | 0 | 0 | 27/28 | 26/32 | 0 | 105 |
| Murray | 6 | 5 | 1 | 0 | | | 0 | 36 |
| Henry | 5 | 5 | 0 | 0 | | | 0 | 30 |
| Mariota | 5 | 5 | 0 | 0 | | | 0 | 30 |
| Matthews | 3 | 0 | 3 | 0 | | | 0 | 18 |
| Walker | 3 | 1 | 2 | 0 | | | 0 | 18 |
| J. Smith | 2 | 0 | 2 | 0 | | | 0 | 12 |
| Decker | 1 | 0 | 1 | 0 | | | 0 | 6 |
| Fowler | 1 | 1 | 0 | 0 | | | 0 | 6 |
| Stocker LG | 1 | 0 | 1 | 0 | | | 0 | 6 |
| Supernaw | 1 | 0 | 1 | 0 | | | 0 | 6 |
| Taylor | 1 | 0 | 1 | 0 | | | 0 | 6 |
| Team | 28 | 17 | 11 | 0 | 27/28 | 26/32 | 0 | 273 |
| Opponents | 30 | 5 | 22 | 3 | 24/28 | 30/33 | 0 | 294 |

2-Pt Conv: TM 0-0, OPP 0-2

Sacks: Morgan 7.5, Orakpo 6, Casey 5, Walden 4, Woodyard 4, D. Jones 3.5, Williamson 2, Klug 1.5, Cyprien 1, A. Johnson 1, King 1, Brown 0.5, TM 37, OPP 30

FUM/Lost: Cassel 2/2, Davis 1/1, Henry 1/0, Jackson 1/1, Murray 1/1, Walker 1/1

| Rushing | No. | Yds | Avg | Long | TD |
|------------------|------------|-------------|------------|------------|-----------|
| Henry | 133 | 649 | 4.9 | 75t | 5 |
| Murray | 151 | 552 | 3.7 | 75t | 5 |
| Mariota | 45 | 224 | 5.0 | 34t | 5 |
| Jackson | 5 | 55 | 11.0 | 20 | 0 |
| Taylor | 6 | 30 | 5.0 | 17 | 0 |
| Fluellen | 4 | 21 | 5.3 | 10 | 0 |
| Fowler | 2 | 4 | 2.0 | 3t | 1 |
| Weems | 1 | 0 | 0.0 | 0 | 0 |
| Walker | 2 | -2 | -1.0 | 1t | 1 |
| Matthews | 1 | -3 | -3.0 | -3 | 0 |
| Team | 350 | 1530 | 4.4 | 75t | 17 |
| Opponents | 326 | 1170 | 3.6 | 33 | 5 |

| Receiving | No. | Yds | Avg | Long | TD |
|------------------|------------|-------------|-------------|------------|-----------|
| Walker | 63 | 718 | 11.4 | 42 | 2 |
| Matthews | 44 | 645 | 14.7 | 75t | 3 |
| Decker | 40 | 409 | 10.2 | 29 | 1 |
| Murray | 35 | 251 | 7.2 | 18 | 1 |
| Davis | 25 | 256 | 10.2 | 23 | 0 |
| Taylor | 16 | 231 | 14.4 | 53t | 1 |
| J. Smith | 13 | 127 | 9.8 | 32t | 2 |
| Henry | 7 | 55 | 7.9 | 14 | 0 |
| Supernaw | 4 | 39 | 9.8 | 20 | 1 |
| Stocker LG | 3 | 18 | 6.0 | 8t | 1 |
| Douglas | 1 | 8 | 8.0 | 8 | 0 |
| Weems | 1 | 5 | 5.0 | 5 | 0 |
| Team | 249 | 2744 | 11.0 | 75t | 11 |
| Opponents | 301 | 3260 | 10.8 | 70t | 22 |

| Interceptions | No. | Yds | Avg | Long | TD |
|------------------|-----------|------------|-------------|-----------|----------|
| Byard | 6 | 100 | 16.7 | 33 | 0 |
| T. Smith | 1 | 14 | 14.0 | 14 | 0 |
| Searcy | 1 | 8 | 8.0 | 8 | 0 |
| Riley | 1 | 2 | 2.0 | 2 | 0 |
| Sims | 1 | 0 | 0.0 | 0 | 0 |
| Team | 10 | 124 | 12.4 | 33 | 0 |
| Opponents | 16 | 260 | 16.3 | 41 | 2 |

| Punting | No. | Yds | Avg | Net | TB | In | Lg | B |
|------------------|-----------|-------------|-------------|-------------|----------|-----------|-----------|----------|
| Kern | 60 | 3089 | 51.5 | 45.5 | 5 | 21 | 74 | 0 |
| Team | 60 | 3089 | 51.5 | 45.5 | 5 | 21 | 74 | 0 |
| Opponents | 62 | 3038 | 49.0 | 43.9 | 2 | 18 | 64 | 0 |

| Punt Returns | Ret | FC | Yds | Avg | Long | TD |
|------------------|-----------|----------|------------|------------|-----------|----------|
| Jackson | 27 | 7 | 259 | 9.6 | 46 | 0 |
| Weems | 2 | 0 | 15 | 7.5 | 13 | 0 |
| Team | 29 | 7 | 274 | 9.4 | 46 | 0 |
| Opponents | 34 | 7 | 258 | 7.6 | 23 | 0 |

| Kickoff Returns | No. | Yds | Avg | Long | TD |
|------------------|-----------|------------|-------------|-----------|----------|
| Jackson | 21 | 448 | 21.3 | 48 | 0 |
| Weems | 2 | 18 | 9.0 | 18 | 0 |
| Decker | 1 | 22 | 22.0 | 22 | 0 |
| Team | 24 | 488 | 20.3 | 48 | 0 |
| Opponents | 21 | 540 | 25.7 | 60 | 0 |

| Field Goals | 1-19 | 20-29 | 30-39 | 40-49 | 50+ |
|------------------|------------|------------|------------|--------------|------------|
| Succop | 0/0 | 7/7 | 3/3 | 15/18 | 1/4 |
| Team | 0/0 | 7/7 | 3/3 | 15/18 | 1/4 |
| Opponents | 0/0 | 8/9 | 6/6 | 10/12 | 6/6 |

Succop: (23G,26G,52G,52N) (40G,41G,26G) (24G,37G,47G,35G) () (45G) (48G,32G,40G,48G,23G) (43G,23G,46G,53N,47G) (48G) (48N,44G) (48B,44G) (29G,45G) (40N,43G) (58N)
OPP: (20G,52G,52G,43G) (43G) () (50G,40G,33G) (41G) (36G,25G,52G) (31G,47G,54G) (30G,49G) () (41G,28G, 50G,26G) (26G,28G,42G) (23G,48N,27N,42G) (47G,23G,40N,32G,35G)

| Passing | Att | Cmp | Yds | Cmp% | Yds/Att | TD | TD% | Int | Int% | Long | Sack/Lost | Rating |
|------------------|------------|------------|-------------|-------------|-------------|-----------|------------|-----------|------------|------------|---------------|-------------|
| Mariota | 360 | 224 | 2582 | 62.2 | 7.17 | 10 | 2.8 | 14 | 3.9 | 75t | 22/146 | 76.9 |
| Cassel | 42 | 25 | 162 | 59.5 | 3.86 | 1 | 2.4 | 2 | 4.8 | 17 | 8/30 | 55.9 |
| Decker | 1 | 0 | 0 | 0.0 | 0.00 | 0 | 0.0 | 0 | 0.0 | --- | 0/0 | 39.6 |
| Team | 403 | 249 | 2744 | 61.8 | 6.81 | 11 | 2.7 | 16 | 4.0 | 75t | 30/176 | 74.5 |
| Opponents | 489 | 301 | 3260 | 61.6 | 6.67 | 22 | 4.5 | 10 | 2.0 | 70t | 37/227 | 87.6 |

TITANS LOSE TO 49ERS 25-23 ON LAST SECOND FIELD GOAL

**BY JIM WYATT
TITANS ONLINE
DECEMBER 17, 2017**

SANTA CLARA, Calif. – In a matter of minutes, the Titans experienced an emotional lift, and then a crushing finish.

The result – a 25-23 loss to the 49ers – capped a two-game road trip that saw the team's fortunes take a wrong turn out West.

"We left Nashville in first place in our division, and now we've lost two in a row," Titans quarterback Marcus Mariota said. "It is not a very good feeling but it is something we can learn from. Now we have to bounce back."

Linebacker Erik Walden was even more direct, and to the point.

The Titans lost on a field goal on the final play of the game here on Sunday. If they don't respond, they'll end up losing everything they've worked for all season.

The Titans (8-6) are now two games behind the Jaguars in the AFC South, with two games left at Nissan Stadium. The Los Angeles Rams are up next, before the season finale against the Jaguars. Both teams are 10-4.

"We came out here, and it was supposed to be a nice trip, a great experience, and we take two Ls," Walden said, recalling last Sunday's loss to the Cardinals. "We are supposed to win and take care of business, and we didn't. Now we are in the predicament we're in."

"We have to win against a hot-ass L.A. Rams team, and a hot Jacksonville team. We have to man up and take care of business. Everybody better have a sense of urgency."

The Titans lost a heartbreaker here on Sunday.

After taking the lead 23-22 on kicker Ryan Succop's 50-yard field goal with 1:07 left, the Titans needed a stop on defense, and they didn't get it.

A 45-yard field goal by 49ers kicker Robbie Gould – his sixth field goal of the game -- on the final play of the game was the difference. It capped a seven-play, 48-yard drive in the final 1:07.

"It is definitely tough," defensive lineman Jurrell Casey said. "Our offense put us in a position to win today, and we let them down. Now, it is all or nothing."

Mariota completed 23-of-33 passes for 241 yards and two touchdowns, with a 110.8 rating. But the Titans couldn't stop 49ers quarterback Jimmy Garoppolo, who completed 31-of-43 passes for 381 yards and two touchdowns, and led the late drive.

"I just got done speaking with the team, and I just told them like it was -we had chances to win that game all over the place," Titans coach Mike Mularkey said. "We just could not make the plays when we needed to have the plays made. And that's basically what it came down to. ... It's disappointing. We've won a lot of these types of games."

Titans fell behind 16-3 before rallying, only to come up short.

The Titans cut the lead to 16-10 just before halftime on a four-yard touchdown pass from Mariota to tight end Delanie Walker, which capped a 6-play, 79-yard drive. Mariota completed 5-of-6 passes on the drive, including the scoring strike to Walker with just 29 seconds left before halftime. Until then it had been a tough half for Walker, who let a catchable ball go off his hands in the end zone, and later lost a fumble.

The Titans cut the lead to 16-13 early in the third quarter on a 31-yard field goal by Succop, which capped off a 14-play, 62-yard drive.

Then came the Mariota and the Titans offense again.

Working primarily out of the no huddle, the Titans put together another long drive, and capped it off with an eight-yard touchdown pass from Mariota to receiver Rishard Matthews. The third-down play came at the end of a 12-play, 84-yard drive for the Titans, and it made it 20-16.

The 49ers cut the lead to 20-19 on a 50-yard field goal by Gould. Gould's fifth field goal of the game gave the 49ers a 22-20 lead over the Titans with 3:08 left.

The Titans took over at their own 25, down 22-20 with 3:08 left. The team drove to take the lead, but let it slip away late.

"It may be dark right now, but it is going to be alright," cornerback Adoree' Jackson said. "Everybody says 24-hour rule, but we have a 4-hour flight and that is enough time to contemplate the game, what happened. If you want to beat yourself up, beat yourself up. But when you get back to Nashville it is time to get back to work."

Mariota expects the Titans to rally around one another.

"This team is close," Mariota said. "We understand the situation and we understand the situation we put ourselves in and I wouldn't want to go into any other situation with any other group of guys. I think those guys understand we can go out there and win these next two games."

###

NFL Copyright © 2017 by The National Football League. All rights reserved. This summary and play-by-play is for the express purpose of assisting media in their coverage of the game; any other use of this material is prohibited without the written permission of the National Football League. Updated: 12/22/2017

Start Time: 1:25 PM PST

Outdoor Weather: Sunny,

| | | |
|-----------------------------------|----------------------------------|-----------------------------------|
| Referee: Parry, John (132) | Umpire: Pellis, Mark (131) | Down Judge: Spanier, Michael (90) |
| Line Judge: Seeman, Jeff (45) | Field Judge: Meslow, David (118) | Side Judge: Washington, Keith (7) |
| Back Judge: Paganelli, Perry (46) | Replay Official: Oldham, Jimmy | |

| Tennessee Titans | | | | San Francisco 49ers | | | | | | | |
|------------------|----|-----------|-----|---------------------|--------------|---------|----|-------------|------|----|---------------|
| Offense | | Defense | | Offense | | Defense | | | | | |
| WR | 13 | T.Taylor | DE | 94 | A.Johnson | WR | 18 | L.Murphy | LDE | 95 | T.Carradine |
| TE | 82 | D.Walker | NT | 96 | S.Williams | LT | 74 | J.Staley | LDT | 90 | E.Mitchell |
| LT | 77 | T.Lewan | DT | 99 | J.Casey | LG | 75 | L.Tomlinson | RDT | 99 | D.Buckner |
| LG | 67 | Q.Spain | OLB | 93 | E.Walden | C | 67 | D.Kilgore | RDE | 94 | S.Thomas |
| C | 60 | B.Jones | ILB | 59 | W.Woodyard | RG | 63 | B.Fusco | MIKE | 56 | R.Foster |
| RG | 64 | J.Kline | ILB | 54 | A.Williamson | RT | 68 | Z.Beadles | WILL | 50 | B.Coyle |
| RT | 78 | J.Conklin | OLB | 98 | B.Orakpo | TE | 88 | G.Celek | CB | 24 | K.Williams |
| WR | 87 | E.Decker | CB | 25 | A.Jackson | WR | 11 | M.Goodwin | LCB | 23 | A.Witherspoon |
| WR | 84 | C.Davis | CB | 26 | L.Ryan | QB | 10 | J.Garoppolo | RCB | 36 | D.Johnson |
| QB | 8 | M.Mariota | SS | 37 | J.Cyprien | FB | 44 | K.Juszczyk | SS | 38 | A.Colbert |
| RB | 29 | D.Murray | FS | 31 | K.Byard | RB | 28 | C.Hyde | FS | 35 | E.Reid |

K 4 R.Succop, P 6 B.Kern, WR 14 E.Weems, WR 18 R.Matthews, S 21
D.Searcy, RB 22 D.Henry, CB 23 B.McCain, RB 32 D.Fluelen, CB 33 T.Smith,
CB 36 L.Sims, S 41 B.Trawick, LS 48 B.Brinkley, LB 50 N.Palmer, LB 53
D.Bates, LB 55 J.Brown, C/G 62 B.Schwenke, G/T 71 D.Kelly, TE 81 J.Smith,
TE 88 L.Stocker, TE 89 P.Supernaw, OLB 92 K.Dodd, DE 95 D.King, DL 97
K.Klug

QB 3 C.Beathard, C 61 T.Barnes

QB 3 B.Weeden, CB 24 K.Reed, DB 35 C.Riley, OLB 44 J.Carraway, G/C 61 C.Levin, WR 83 H.Douglas, OLB 91 D.Morgan
WR 13 M.McCaffrey, CB 26 G.Mabin, DB 40 A.Exum, LB 55 P.Taumoepenu, DL 92 L.Douzable, DL 93 D.J.Jones, DE 98 R.Blair

Field Goals (made () & missed)

| R.Succop | | (40) | (31) | (50) | R.Gould | | | (38) | (48) | (28) | (50) | (48) | (45) |
|----------|---------------------|----------|----------|----------|----------|-----------|--------------|------|------|------|------|------|------|
| | | 1 | 2 | 3 | 4 | OT | Total | | | | | | |
| VISITOR: | Tennessee Titans | 0 | 10 | 3 | 10 | 0 | 23 | | | | | | |
| HOME: | San Francisco 49ers | 6 | 10 | 0 | 9 | 0 | 25 | | | | | | |

| Team | Qtr | Time | Play Description (Extra Point) (Drive Info) | Visitor | Home |
|--------|-----|-------|--|---------|------|
| 49ers | 1 | 8:51 | R.Gould 38 yd. Field Goal (12-64, 6:09) | 0 | 3 |
| 49ers | 1 | 4:35 | R.Gould 48 yd. Field Goal (7-38, 2:03) | 0 | 6 |
| Titans | 2 | 14:06 | R.Succop 40 yd. Field Goal (12-53, 5:29) | 3 | 6 |
| 49ers | 2 | 5:30 | G.Celek 5 yd. pass from J.Garoppolo (R.Gould kick) (17-85, 8:36) | 3 | 13 |
| 49ers | 2 | 1:37 | R.Gould 28 yd. Field Goal (10-36, 2:50) | 3 | 16 |
| Titans | 2 | 0:29 | D.Walker 4 yd. pass from M.Mariota (R.Succop kick) (6-79, 1:08) | 10 | 16 |
| Titans | 3 | 8:29 | R.Succop 31 yd. Field Goal (14-62, 6:31) | 13 | 16 |
| Titans | 4 | 13:31 | R.Matthews 8 yd. pass from M.Mariota (R.Succop kick) (12-84, 7:01) | 20 | 16 |
| 49ers | 4 | 8:27 | R.Gould 50 yd. Field Goal (8-51, 5:04) | 20 | 19 |
| 49ers | 4 | | R.Gould 48 yd. Field Goal (7-57, 3:20) | 20 | 22 |
| Titans | 4 | | R.Succop 50 yd. Field Goal (11-43, 2:01) | 23 | 22 |
| 49ers | 4 | | R.Gould 45 yd. Field Goal (7-48, 1:07) | 23 | 25 |

Time: 3:07

Final Team Statistics

| | Visitor Titans | Home 49ers |
|---|-------------------|---------------|
| TOTAL FIRST DOWNS | 23 | 23 |
| By Rushing | 7 | 2 |
| By Passing | 14 | 20 |
| By Penalty | 2 | 1 |
| THIRD DOWN EFFICIENCY | 6-12-50% | 7-14-50% |
| FOURTH DOWN EFFICIENCY | 1-1-100% | 0-0-0% |
| TOTAL NET YARDS | 328 | 414 |
| Total Offensive Plays (inc. times thrown passing) | 62 | 68 |
| Average gain per offensive play | 5.3 | 6.1 |
| NET YARDS RUSHING | 90 | 51 |
| Total Rushing Plays | 28 | 22 |
| Average gain per rushing play | 3.2 | 2.3 |
| Tackles for a loss-number and yards | 2-7 | 4-10 |
| NET YARDS PASSING | 238 | 363 |
| Times thrown - yards lost attempting to pass | 1-3 | 3-18 |
| Gross yards passing | 241 | 381 |
| PASS ATTEMPTS-COMPLETIONS-HAD INTERCEPTED | 33-23-0 | 43-31-0 |
| Avg gain per pass play (inc.# thrown passing) | 7.0 | 7.9 |
| KICKOFFS Number-In End Zone-Touchbacks | 6-4-2 | 7-7-6 |
| PUNTS Number and Average | 2-55.5 | 1-43.0 |
| Had Blocked | 0 | 0 |
| FGs - PATs Had Blocked | 0-0 | 0-0 |
| Net Punting Average | 49.5 | 43.0 |
| TOTAL RETURN YARDAGE (Not Including Kickoffs) | 0 | 12 |
| No. and Yards Punt Returns | 1-0 | 1-12 |
| No. and Yards Kickoff Returns | 1-21 | 4-65 |
| No. and Yards Interception Returns | 0-0 | 0-0 |
| PENALTIES Number and Yards | 3-22 | 7-70 |
| FUMBLES Number and Lost | 1-1 | 0-0 |
| TOUCHDOWNS | 2 | 1 |
| Rushing | 0 | 0 |
| Passing | 2 | 1 |
| EXTRA POINTS Made-Attempts | 2-2 | 1-1 |
| Kicking Made-Attempts | 2-2 | 1-1 |
| FIELD GOALS Made-Attempts | 3-3 | 6-6 |
| RED ZONE EFFICIENCY | 2-3-67% | 1-4-25% |
| GOAL TO GO EFFICIENCY | 2-2-100% | 1-2-50% |
| SAFETIES | 0 | 0 |
| FINAL SCORE | 23 | 25 |
| TIME OF POSSESSION | 27:25 | 32:35 |

Tennessee Titans vs San Francisco 49ers

12/17/2017 at Levi's Stadium

Final Individual Statistics

Tennessee Titans

| RUSHING | ATT | YDS | AVG | LG | TD |
|-----------|-----|-----|-----|----|----|
| D.Murray | 18 | 59 | 3.3 | 11 | 0 |
| D.Henry | 7 | 19 | 2.7 | 10 | 0 |
| T.Taylor | 1 | 8 | 8.0 | 8 | 0 |
| M.Mariota | 2 | 4 | 2.0 | 2 | 0 |
| Total | 28 | 90 | 3.2 | 11 | 0 |

| PASSING | ATT | CMP | YDS | SK/YD | TD | LG | IN | RT |
|-----------|-----|-----|-----|-------|----|----|----|-------|
| M.Mariota | 33 | 23 | 241 | 1/3 | 2 | 25 | 0 | 110.8 |
| Total | 33 | 23 | 241 | 1/3 | 2 | 25 | 0 | 110.8 |

| PASS RECEIVING | TAR | REC | YDS | AVG | LG | TD |
|----------------|-----|-----|-----|------|----|----|
| R.Matthews | 8 | 6 | 95 | 15.8 | 25 | 1 |
| E.Decker | 5 | 5 | 63 | 12.6 | 17 | 0 |
| D.Walker | 10 | 5 | 37 | 7.4 | 13 | 1 |
| C.Davis | 5 | 3 | 28 | 9.3 | 13 | 0 |
| D.Henry | 2 | 2 | 9 | 4.5 | 8 | 0 |
| J.Smith | 1 | 1 | 5 | 5.0 | 5 | 0 |
| D.Murray | 1 | 1 | 4 | 4.0 | 4 | 0 |
| L.Stocker | 1 | 0 | 0 | 0.0 | 0 | 0 |
| Total | 33 | 23 | 241 | 10.5 | 25 | 2 |

| INTERCEPTIONS | NO | YDS | AVG | LG | TD |
|---------------|----|-----|-----|----|----|
| Total | 0 | 0 | 0 | 0 | 0 |

| PUNTING | NO | YDS | AVG | NET | TB | IN20 | LG |
|---------|----|-----|------|------|----|------|----|
| B.Kern | 2 | 111 | 55.5 | 49.5 | 0 | 1 | 59 |
| Total | 2 | 111 | 55.5 | 49.5 | 0 | 1 | 59 |

| PUNT RETURNS | NO | YDS | AVG | FC | LG | TD |
|--------------|----|-----|-----|----|----|----|
| A.Jackson | 1 | 0 | 0.0 | 0 | 0 | 0 |
| Total | 1 | 0 | 0.0 | 0 | 0 | 0 |

| KICKOFF RETURNS | NO | YDS | AVG | FC | LG | TD |
|-----------------|----|-----|------|----|----|----|
| A.Jackson | 1 | 21 | 21.0 | 0 | 21 | 0 |
| [TOUCHBACK] | 6 | 0 | 0.0 | 0 | 0 | 0 |
| Total | 1 | 21 | 21.0 | 0 | 21 | 0 |

San Francisco 49ers

| RUSHING | ATT | YDS | AVG | LG | TD |
|-----------|-----|-----|------|----|----|
| C.Hyde | 16 | 25 | 1.6 | 8 | 0 |
| M.Breida | 5 | 16 | 3.2 | 6 | 0 |
| M.Goodwin | 1 | 10 | 10.0 | 10 | 0 |
| Total | 22 | 51 | 2.3 | 10 | 0 |

| PASSING | ATT | CMP | YDS | SK/YD | TD | LG | IN | RT |
|-------------|-----|-----|-----|-------|----|----|----|-------|
| J.Garoppolo | 43 | 31 | 381 | 3/18 | 1 | 54 | 0 | 106.8 |
| Total | 43 | 31 | 381 | 3/18 | 1 | 54 | 0 | 106.8 |

| PASS RECEIVING | TAR | REC | YDS | AVG | LG | TD |
|----------------|-----|-----|-----|------|----|----|
| M.Goodwin | 13 | 10 | 114 | 11.4 | 18 | 0 |
| K.Bourne | 6 | 4 | 85 | 21.3 | 54 | 0 |
| G.Kittle | 5 | 4 | 52 | 13.0 | 24 | 0 |
| T.Taylor | 5 | 4 | 40 | 10.0 | 17 | 0 |
| G.Celek | 3 | 3 | 63 | 21.0 | 41 | 1 |
| K.Juszczyk | 4 | 2 | 16 | 8.0 | 9 | 0 |
| C.Hyde | 2 | 2 | 14 | 7.0 | 8 | 0 |
| A.Robinson | 2 | 1 | 3 | 3.0 | 3 | 0 |
| J.Garoppolo | 1 | 1 | -6 | -6.0 | -6 | 0 |
| L.Paulsen | 1 | 0 | 0 | 0.0 | 0 | 0 |
| Total | 42 | 31 | 381 | 12.3 | 54 | 1 |

| INTERCEPTIONS | NO | YDS | AVG | LG | TD |
|---------------|----|-----|-----|----|----|
| Total | 0 | 0 | 0 | 0 | 0 |

| PUNTING | NO | YDS | AVG | NET | TB | IN20 | LG |
|----------|----|-----|------|------|----|------|----|
| B.Pinion | 1 | 43 | 43.0 | 43.0 | 0 | 0 | 43 |
| Total | 1 | 43 | 43.0 | 43.0 | 0 | 0 | 43 |

| PUNT RETURNS | NO | YDS | AVG | FC | LG | TD |
|--------------|----|-----|------|----|----|----|
| T.Taylor | 1 | 12 | 12.0 | 0 | 12 | 0 |
| [DOWNED] | 1 | 0 | 0.0 | 0 | 0 | 0 |
| Total | 1 | 12 | 12.0 | 0 | 12 | 0 |

| KICKOFF RETURNS | NO | YDS | AVG | FC | LG | TD |
|-----------------|----|-----|------|----|----|----|
| M.Breida | 4 | 65 | 16.3 | 0 | 28 | 0 |
| [TOUCHBACK] | 2 | 0 | 0.0 | 0 | 0 | 0 |
| Total | 4 | 65 | 16.3 | 0 | 28 | 0 |

Tennessee Titans

| FUMBLES | FUM | LOST | OWN-REC | YDS | TD | FORCED | OPP-REC | YDS | TD | OUT-BDS |
|----------|-----|------|---------|-----|----|--------|---------|-----|----|---------|
| D.Walker | 1 | 1 | 0 | 0 | 0 | 0 | 0 | 0 | 0 | 0 |
| Total | 1 | 1 | 0 | 0 | 0 | 0 | 0 | 0 | 0 | 0 |

San Francisco 49ers

| FUMBLES | FUM | LOST | OWN-REC | YDS | TD | FORCED | OPP-REC | YDS | TD | OUT-BDS |
|-----------|-----|------|---------|-----|----|--------|---------|-----|----|---------|
| B.Coyle | 0 | 0 | 0 | 0 | 0 | 1 | 0 | 0 | 0 | 0 |
| A.Colbert | 0 | 0 | 0 | 0 | 0 | 0 | 1 | 0 | 0 | 0 |
| Total | 0 | 0 | 0 | 0 | 0 | 1 | 1 | 0 | 0 | 0 |

Play By Play

First Quarter

12/17/2017

TEN wins the coin toss and elects to defer. SF elects to Receive, and TEN elects to defend the north goal.

R.Succop kicks 59 yards from TEN 35 to SF 6. M.Breida to SF 16 for 10 yards (T.Smith).

San Francisco 49ers at 15:00, (1st play from scrimmage 14:56)

| | | |
|--------------------|---|----|
| 1-10-SF 16 | (14:56) C.Hyde right tackle to SF 18 for 2 yards (J.Cyprien). | |
| 2-8-SF 18 | (14:20) J.Garoppolo pass short left to K.Juszczyk pushed ob at SF 27 for 9 yards (A.Jackson). Caught at SF 22. 5-YAC | P1 |
| | Timeout #1 by SF at 13:40. | |
| <u>1-10-SF 27</u> | (13:40) M.Goodwin right end ran ob at SF 37 for 10 yards (A.Williamson). | R2 |
| <u>1-10-SF 37</u> | (13:08) (Shotgun) C.Hyde up the middle to SF 45 for 8 yards (A.Williamson). | |
| 2-2-SF 45 | (12:44) (No Huddle, Shotgun) J.Garoppolo pass short left to C.Hyde pushed ob at TEN 47 for 8 yards (A.Jackson). Caught at TEN 49. 2-YAC | P3 |
| <u>1-10-TEN 47</u> | (12:23) (No Huddle, Shotgun) J.Garoppolo pass short left to A.Robinson to TEN 44 for 3 yards (A.Jackson). Caught at TEN 44. 0-YAC | |
| 2-7-TEN 44 | (11:48) M.Breida left guard to TEN 41 for 3 yards (L.Ryan, W.Woodyard). | |
| 3-4-TEN 41 | (11:04) (Shotgun) J.Garoppolo pass short left to T.Taylor to TEN 29 for 12 yards (L.Sims). Caught at TEN 29. 0-YAC | P4 |
| <u>1-10-TEN 29</u> | (10:26) (No Huddle, Shotgun) J.Garoppolo sacked at TEN 37 for -8 yards (A.Williamson). | |
| 2-18-TEN 37 | (9:46) J.Garoppolo pass incomplete deep left to M.Goodwin. | |
| 3-18-TEN 37 | (9:41) (Shotgun) J.Garoppolo pass short middle to G.Celek to TEN 20 for 17 yards (J.Brown). Caught at TEN 24. 4-YAC | |
| 4-1-TEN 20 | (8:55) R.Gould 38 yard field goal is GOOD, Center-K.Nelson, Holder-B.Pinion. | |

TEN 0 SF 3, 12 plays, 64 yards, 6:09 drive, 6:09 elapsed

B.Pinion kicks 65 yards from SF 35 to end zone, Touchback.

Tennessee Titans at 8:51

| | | |
|-------------|--|--|
| 1-10-TEN 25 | (8:51) (Shotgun) M.Mariota sacked at TEN 22 for -3 yards (sack split by T.Carradine and D.Buckner). | |
| 2-13-TEN 22 | (8:04) D.Murray up the middle to TEN 23 for 1 yard (S.Thomas). | |
| 3-12-TEN 23 | (7:23) (Shotgun) M.Mariota pass short left to D.Murray to TEN 27 for 4 yards (K.Williams). Caught at TEN 25. 2-YAC | |
| 4-8-TEN 27 | (6:48) B.Kern punts 52 yards to SF 21, Center-B.Brinkley. T.Taylor to SF 33 for 12 yards (T.Smith). | |

San Francisco 49ers at 6:38

| | | |
|--------------------|---|----|
| 1-10-SF 33 | (6:38) C.Hyde left guard to SF 38 for 5 yards (A.Williamson). | |
| 2-5-SF 38 | (6:16) (No Huddle) J.Garoppolo pass short left to M.Goodwin to TEN 46 for 16 yards (A.Jackson). Caught at TEN 47. 1-YAC | P5 |
| <u>1-10-TEN 46</u> | (5:54) (No Huddle) J.Garoppolo pass short middle to M.Goodwin to TEN 35 for 11 yards (K.Byard). Caught at TEN 39. 4-YAC | P6 |
| <u>1-10-TEN 35</u> | (5:29) (No Huddle) J.Garoppolo pass incomplete short right to A.Robinson (A.Jackson). SF-A.Robinson was injured during the play. He is Out. | |
| 2-10-TEN 35 | (5:24) M.Breida left guard to TEN 29 for 6 yards (W.Woodyard, B.Orakpo). | |
| 3-4-TEN 29 | (4:43) (Shotgun) J.Garoppolo pass incomplete short middle to K.Juszczyk (J.Casey). | |
| 4-4-TEN 29 | (4:40) R.Gould 48 yard field goal is GOOD, Center-K.Nelson, Holder-B.Pinion. | |

TEN 0 SF 6, 7 plays, 38 yards, 2:03 drive, 10:25 elapsed

B.Pinion kicks 65 yards from SF 35 to end zone, Touchback.

Tennessee Titans at 4:35

| | | |
|--------------------|--|----|
| 1-10-TEN 25 | (4:35) D.Murray up the middle to TEN 34 for 9 yards (E.Reid). | |
| 2-1-TEN 34 | (3:57) D.Murray left guard to TEN 37 for 3 yards (E.Reid). | R1 |
| <u>1-10-TEN 37</u> | (3:19) D.Murray up the middle to TEN 41 for 4 yards (R.Foster). | |
| 2-6-TEN 41 | (2:43) (Shotgun) M.Mariota pass short left to J.Smith to TEN 46 for 5 yards (D.Johnson). Caught at TEN 46. 0-YAC | |
| 3-1-TEN 46 | (2:02) D.Kelly reported in as eligible. D.Henry left guard to TEN 49 for 3 yards (D.Johnson, D.Buckner). | R2 |
| <u>1-10-TEN 49</u> | (1:22) (Shotgun) M.Mariota pass incomplete short right to L.Stocker (A.Witherspoon). | |
| 2-10-TEN 49 | (1:18) T.Taylor right end to SF 43 for 8 yards (E.Reid). | |
| 3-2-SF 43 | (:33) (Shotgun) M.Mariota pass short left to R.Matthews to SF 22 for 21 yards (D.Johnson, K.Williams). Caught at SF 36. 14-YAC | P3 |

END OF QUARTER

| | Score | Time Poss | First Downs | | | | Efficiencies | |
|---------------------|-------|-----------|-------------|---|---|---|--------------|--------|
| | | | R | P | X | T | 3 Down | 4 Down |
| Tennessee Titans | 0 | 6:48 | 2 | 1 | 0 | 3 | 2/3 | 0/0 |
| San Francisco 49ers | 6 | 8:12 | 1 | 5 | 0 | 6 | 1/3 | 0/0 |

Play By Play

Second Quarter

12/17/2017

Tennessee Titans continued.

| | |
|-------------------|--|
| <u>1-10-SF 22</u> | (15:00) M.Mariota pass incomplete deep left to D.Walker. |
| 2-10-SF 22 | (14:55) (Shotgun) D.Murray up the middle to SF 22 for no gain (R.Foster). SF-R.Foster was injured during the play. |
| 3-10-SF 22 | (14:15) (Shotgun) M.Mariota pass incomplete short right to D.Walker. |
| 4-10-SF 22 | (14:10) R.Succop 40 yard field goal is GOOD, Center-B.Brinkley, Holder-B.Kern. |

TEN 3 SF 6, 12 plays, 53 yards, 5:29 drive, 0:54 elapsed

R.Succop kicks 68 yards from TEN 35 to SF -3. M.Breida ran ob at SF 27 for 30 yards (T.Taylor).

PENALTY on SF-E.Lee, Offensive Holding, 10 yards, enforced at SF 25.

San Francisco 49ers at 14:06, (1st play from scrimmage 14:00)

| | | |
|--------------------|---|-----|
| 1-10-SF 15 | (14:00) J.Garoppolo pass deep right to M.Goodwin to SF 33 for 18 yards (L.Ryan). Caught at SF 33. 0-YAC | P7 |
| <u>1-10-SF 33</u> | (13:22) C.Hyde up the middle to SF 30 for -3 yards (K.Dodd, J.Casey). | |
| 2-13-SF 30 | (12:42) (Shotgun) J.Garoppolo pass incomplete short left to K.Juszczyk. | |
| 3-13-SF 30 | (12:38) (Shotgun) J.Garoppolo pass incomplete short left to M.Goodwin. | |
| | PENALTY on TEN-B.McCain, Defensive Holding, 5 yards, enforced at SF 30 - No Play. | X8 |
| <u>1-10-SF 35</u> | (12:33) J.Garoppolo pass short middle to K.Bourne to SF 46 for 11 yards (L.Sims). | P9 |
| | Penalty on TEN-S.Williams, Illegal Use of Hands, declined. Caught at SF 46. 0-YAC | |
| <u>1-10-SF 46</u> | (12:16) M.Breida up the middle to SF 47 for 1 yard (D.Searcy). | |
| 2-9-SF 47 | (11:39) J.Garoppolo pass short right to M.Goodwin to TEN 43 for 10 yards (E.Walden) [D.Searcy]. Caught at TEN 43. 0-YAC Tennessee challenged the pass completion ruling, and the play was Upheld. The ruling on the field stands. (Timeout #1 at 11:19.) | P10 |
| <u>1-10-TEN 43</u> | (11:19) C.Hyde right end to TEN 45 for -2 yards (S.Williams). | |
| 2-12-TEN 45 | (10:39) (Shotgun) J.Garoppolo pass short right to K.Bourne to TEN 31 for 14 yards (K.Byard). Caught at TEN 39. 8-YAC | P11 |
| <u>1-10-TEN 31</u> | (10:13) J.Garoppolo pass short right to K.Bourne pushed ob at TEN 25 for 6 yards (L.Ryan). Caught at TEN 27. 2-YAC | |
| 2-4-TEN 25 | (9:36) C.Hyde right tackle to TEN 25 for no gain (A.Johnson, K.Dodd). | |
| 3-4-TEN 25 | (8:57) (Shotgun) J.Garoppolo pass short right to G.Kittle to TEN 18 for 7 yards (W.Woodyard). Caught at TEN 20. 2-YAC | P12 |
| <u>1-10-TEN 18</u> | (8:25) (No Huddle) J.Garoppolo pass incomplete deep left to G.Kittle. | |
| 2-10-TEN 18 | (8:21) (Shotgun) J.Garoppolo pass short left to T.Taylor to TEN 14 for 4 yards (A.Jackson). Caught at TEN 20. 6-YAC Timeout #2 by SF at 07:39. | |
| 3-6-TEN 14 | (7:39) (Shotgun) J.Garoppolo pass short left to K.Juszczyk to TEN 7 for 7 yards (W.Woodyard). Caught at TEN 10. 3-YAC | P13 |
| <u>1-7-TEN 7</u> | (6:58) (Shotgun) C.Hyde left tackle to TEN 1 for 6 yards (E.Walden, J.Casey). | |
| 2-1-TEN 1 | (6:16) C.Hyde left tackle to TEN 5 for -4 yards (A.Williamson). | |
| 3-5-TEN 5 | (5:38) (Shotgun) J.Garoppolo pass short right to G.Celek for 5 yards, TOUCHDOWN. R.Gould extra point is GOOD, Center-K.Nelson, Holder-B.Pinion. | P14 |

TEN 3 SF 13, 17 plays, 85 yards, 1 penalty, 8:36 drive, 9:30 elapsed

B.Pinion kicks 65 yards from SF 35 to end zone, Touchback.

Tennessee Titans at 5:30

| | | |
|--------------------|---|----|
| 1-10-TEN 25 | (5:30) D.Murray up the middle to TEN 34 for 9 yards (E.Reid). | |
| 2-1-TEN 34 | (5:04) (No Huddle, Shotgun) D.Murray up the middle to TEN 37 for 3 yards (R.Foster). | R4 |
| <u>1-10-TEN 37</u> | (4:38) (No Huddle, Shotgun) M.Mariota pass short middle to D.Walker to TEN 42 for 5 yards (B.Coyle). FUMBLES (B.Coyle), RECOVERED by SF-A.Colbert at TEN 46. 4 yards of Loose Ball yardage. | |

San Francisco 49ers at 4:27

| | | |
|--------------------|--|-----|
| 1-10-TEN 46 | (4:27) M.Breida left end to TEN 43 for 3 yards (S.Williams). | |
| 2-7-TEN 43 | (3:49) M.Breida left tackle to TEN 40 for 3 yards (K.Byard). | |
| 3-4-TEN 40 | (3:08) (Shotgun) J.Garoppolo pass short left to T.Taylor pushed ob at TEN 23 for 17 yards (L.Sims). Caught at TEN 35. 12-YAC | P15 |
| <u>1-10-TEN 23</u> | (2:35) C.Hyde left guard to TEN 24 for -1 yards (J.Casey). Timeout #2 by TEN at 02:28. | |
| 2-11-TEN 24 | (2:28) (Shotgun) J.Garoppolo pass incomplete short right to L.Paulsen. | |
| 3-11-TEN 24 | (2:25) (Shotgun) J.Garoppolo pass short right to M.Goodwin to TEN 10 for 14 yards (B.McCain). Caught at TEN 14. 4-YAC | P16 |

Two-Minute Warning

| | | |
|--------------------|---|--|
| <u>1-10-TEN 10</u> | (2:00) C.Hyde right end to TEN 10 for no gain (J.Brown). Timeout #3 by TEN at 01:51. | |
| 2-10-TEN 10 | (1:51) (Shotgun) J.Garoppolo pass incomplete short middle to K.Bourne. | |
| 3-10-TEN 10 | (1:46) (Shotgun) J.Garoppolo pass incomplete short right to K.Bourne. | |

Tennessee Titans vs San Francisco 49ers at Levi's Stadium

4-10-TEN 10 (1:41) R.Gould 28 yard field goal is GOOD, Center-K.Nelson, Holder-B.Pinion.

TEN 3 SF 16, 10 plays, 36 yards, 2:50 drive, 13:23 elapsed

B.Pinion kicks 65 yards from SF 35 to TEN 0. A.Jackson to TEN 21 for 21 yards (E.Lee, M.Nzeocha).

Tennessee Titans at 1:37, (1st play from scrimmage 1:32)

1-10-TEN 21 (1:32) (Shotgun) M.Mariota pass short right to C.Davis to TEN 31 for 10 yards (A.Colbert). Caught at TEN 29. 2-YAC P5

1-10-TEN 31 (1:11) (No Huddle, Shotgun) M.Mariota pass short middle to E.Decker to TEN 44 for 13 yards (A.Colbert). Caught at TEN 44. 0-YAC P6

1-10-TEN 44 (:53) (No Huddle, Shotgun) M.Mariota pass short right to R.Matthews pushed ob at SF 44 for 12 yards (A.Witherspoon) [E.Dumervil]. P7

PENALTY on SF-E.Dumervil, Roughing the Passer, 15 yards, enforced at SF 44. Caught at SF 44. 0-YAC X8

1-10-SF 29 (:49) (Shotgun) M.Mariota pass deep right to R.Matthews pushed ob at SF 4 for 25 yards (A.Colbert). Caught at SF 8. 4-YAC P9

1-4-SF 4 (:43) (Shotgun) M.Mariota pass incomplete short left to D.Walker.

2-4-SF 4 (:37) (Shotgun) M.Mariota pass short right to D.Walker for 4 yards, TOUCHDOWN. P10

R.Succop extra point is GOOD, Center-B.Brinkley, Holder-B.Kern.

TEN 10 SF 16, 6 plays, 79 yards, 1 penalty, 1:08 drive, 14:31 elapsed

R.Succop kicks 65 yards from TEN 35 to end zone, Touchback.

San Francisco 49ers at 0:29

1-10-SF 25 (:29) (Shotgun) C.Hyde right tackle to SF 26 for 1 yard (J.Casey).

END OF QUARTER

| | Score | Time Poss | First Downs | | | | Efficiencies | |
|---------------------|-------|--------------|-------------|---|---|----|--------------|--------|
| | | | R | P | X | T | 3 Down | 4 Down |
| Tennessee Titans | 10 | 3:05 | 1 | 5 | 1 | 7 | 0/1 | 0/0 |
| San Francisco 49ers | 16 | 11:55 | 0 | 9 | 1 | 10 | 5/6 | 0/0 |

Tennessee Titans vs San Francisco 49ers

12/17/2017 at Levi's Stadium

First Half Summary

PERIOD SCORES

| | | |
|--------|---|---------|
| Titans | 0 | 10 = 10 |
| 49ers | 6 | 10 = 16 |

TIME OF POSSESSION

| | |
|--------|-------|
| Titans | 9:53 |
| 49ers | 20:07 |

Scoring Plays

| Team | Qtr | Time | Play Description (Extra Point) (Drive Info) | Visitor | Home |
|--------|-----|-------|--|---------|------|
| 49ers | 1 | 8:51 | R.Gould 38 yd. Field Goal (12-64, 6:09) | 0 | 3 |
| 49ers | 1 | 4:35 | R.Gould 48 yd. Field Goal (7-38, 2:03) | 0 | 6 |
| Titans | 2 | 14:06 | R.Succop 40 yd. Field Goal (12-53, 5:29) | 3 | 6 |
| 49ers | 2 | 5:30 | G.Celek 5 yd. pass from J.Garoppolo (R.Gould kick) (17-85, 8:36) | 3 | 13 |
| 49ers | 2 | 1:37 | R.Gould 28 yd. Field Goal (10-36, 2:50) | 3 | 16 |
| Titans | 2 | 0:29 | D.Walker 4 yd. pass from M.Mariota (R.Succop kick) (6-79, 1:08) | 10 | 16 |

| | Tennessee Titans | San Francisco 49ers |
|--|------------------|---------------------|
| TOTAL FIRST DOWNS | 10 | 16 |
| First Downs Rushing-Passing-by Penalty | 3 - 6 - 1 | 1 - 14 - 1 |
| THIRD DOWN EFFICIENCY | 2-4-50% | 6-9-67% |
| TOTAL NET YARDS | 136 | 219 |
| Total Offensive Plays | 23 | 44 |
| NET YARDS RUSHING | 40 | 38 |
| NET YARDS PASSING | 96 | 181 |
| Gross Yards Passing | 99 | 189 |
| Times thrown-yards lost attempting to pass | 1-3 | 1-8 |
| Pass Attempts-Completions-Had Intercepted | 13 - 9 - 0 | 26 - 18 - 0 |
| Punts-Number and Average | 1 - 52 | 0 - 0 |
| Penalties-Number and Yards | 1 - 5 | 2 - 25 |
| Fumbles-Number and Lost | 1 - 1 | 0 - 0 |
| Red Zone Efficiency | 1-1-100% | 1-2-50% |
| Average Drive Start | TEN 24 | SF 29 |

Tennessee Titans

San Francisco 49ers

| RUSHING | | | | | | | | | | RUSHING | | | | | | | | | |
|----------------|-----|-----|-----|-------|----|-----------|------------|-------|-------------|----------------|------|-----|-----|-------|----|----|-------|----|--|
| | ATT | YDS | AVG | LG | TD | | | | | | ATT | YDS | AVG | LG | TD | | | | |
| D.Murray | 7 | 29 | 4.1 | 9 | 0 | M.Breida | 5 | 16 | 3.2 | 6 | 0 | | | | | | | | |
| T.Taylor | 1 | 8 | 8.0 | 8 | 0 | C.Hyde | 11 | 12 | 1.1 | 8 | 0 | | | | | | | | |
| D.Henry | 1 | 3 | 3.0 | 3 | 0 | M.Goodwin | 1 | 10 | 10.0 | 10 | 0 | | | | | | | | |
| Total | 9 | 40 | 4.4 | 9 | 0 | Total | 17 | 38 | 2.2 | 10 | 0 | | | | | | | | |
| PASSING | | | | | | | | | | PASSING | | | | | | | | | |
| | ATT | CMP | YDS | SK/YD | TD | LG | IN | RT | | | ATT | CMP | YDS | SK/YD | TD | LG | IN | RT | |
| M.Mariota | 13 | 9 | 99 | 1/3 | 1 | 25 | 0 | 117.1 | J.Garoppolo | 26 | 18 | 189 | 1/8 | 1 | 18 | 0 | 102.9 | | |
| Total | 13 | 9 | 99 | 1/3 | 1 | 25 | 0 | 117.1 | Total | 26 | 18 | 189 | 1/8 | 1 | 18 | 0 | 102.9 | | |
| PASS RECEIVING | | | | | | | | | | PASS RECEIVING | | | | | | | | | |
| | TAR | REC | YDS | AVG | LG | TD | | | | | TAR | REC | YDS | AVG | LG | TD | | | |
| R.Matthews | 3 | 3 | 58 | 19.3 | 25 | 0 | M.Goodwin | 6 | 5 | 69 | 13.8 | 18 | 0 | | | | | | |
| D.Walker | 5 | 2 | 9 | 4.5 | 5 | 1 | T.Taylor | 3 | 3 | 33 | 11.0 | 17 | 0 | | | | | | |
| E.Decker | 1 | 1 | 13 | 13.0 | 13 | 0 | K.Bourne | 5 | 3 | 31 | 10.3 | 14 | 0 | | | | | | |
| C.Davis | 1 | 1 | 10 | 10.0 | 10 | 0 | G.Celek | 2 | 2 | 22 | 11.0 | 17 | 1 | | | | | | |
| J.Smith | 1 | 1 | 5 | 5.0 | 5 | 0 | K.Juszczyk | 4 | 2 | 16 | 8.0 | 9 | 0 | | | | | | |
| D.Murray | 1 | 1 | 4 | 4.0 | 4 | 0 | C.Hyde | 1 | 1 | 8 | 8.0 | 8 | 0 | | | | | | |
| L.Stocker | 1 | 0 | 0 | 0.0 | 0 | 0 | G.Kittle | 2 | 1 | 7 | 7.0 | 7 | 0 | | | | | | |
| | | | | | | | A.Robinson | 2 | 1 | 3 | 3.0 | 3 | 0 | | | | | | |
| | | | | | | | L.Paulsen | 1 | 0 | 0 | 0.0 | 0 | 0 | | | | | | |
| Total | 13 | 9 | 99 | 11.0 | 25 | 1 | Total | 26 | 18 | 189 | 10.5 | 18 | 1 | | | | | | |

Tennessee Titans

Regular Defensive Plays

Special Teams

Misc

12/17/2017 at Levi's Stadium[illegible]

| San Francisco 49ers | Regular Defensive Plays | | | | | | | | | | | | Special Teams | | | | | Misc | | | |
|---------------------|-------------------------|-----|------|----|-------|-----|----|----|----|----|----|-----|---------------|----|----|----|-----|------|----|----|--|
| | TKL | AST | COMB | SK | / YDS | TFL | QH | IN | PD | FF | FR | TKL | AST | FF | FR | BL | TKL | AST | FF | FR | |
| E.Reid | 4 | 0 | 4 | 0 | 0 | 0 | 0 | 0 | 0 | 0 | 0 | 0 | 0 | 0 | 0 | 0 | 0 | 0 | 0 | 0 | |
| A.Colbert | 3 | 0 | 3 | 0 | 0 | 0 | 0 | 0 | 0 | 0 | 0 | 1 | 0 | 0 | 0 | 0 | 0 | 0 | 0 | 0 | |
| R.Foster | 3 | 0 | 3 | 0 | 0 | 0 | 0 | 0 | 0 | 0 | 0 | 0 | 0 | 0 | 0 | 0 | 0 | 0 | 0 | 0 | |
| D.Johnson | 3 | 0 | 3 | 0 | 0 | 0 | 0 | 0 | 0 | 0 | 0 | 0 | 0 | 0 | 0 | 0 | 0 | 0 | 0 | 0 | |
| Total | 13 | 0 | 13 | 0 | 0 | 0 | 0 | 0 | 0 | 0 | 0 | 1 | 0 | 0 | 0 | 0 | 0 | 0 | 0 | 0 | |

Play By Play

Third Quarter

12/17/2017

TEN elects to Receive, and SF elects to defend the South goal.

B.Pinion kicks 65 yards from SF 35 to end zone, Touchback.

Tennessee Titans at 15:00

| | | |
|-------------|---|-----|
| 1-10-TEN 25 | (15:00) D.Murray left tackle to TEN 32 for 7 yards (D.Buckner, B.Coyle). | |
| 2-3-TEN 32 | (14:29) (No Huddle, Shotgun) D.Murray left guard to TEN 37 for 5 yards (D.Buckner). | R11 |
| 1-10-TEN 37 | (14:02) (No Huddle, Shotgun) M.Mariota pass incomplete deep right to C.Davis. | |
| 2-10-TEN 37 | (13:58) (No Huddle, Shotgun) M.Mariota pass incomplete short left to R.Matthews [R.Foster]. | |
| 3-10-TEN 37 | (13:51) (Shotgun) M.Mariota pass short left to E.Decker to TEN 49 for 12 yards. Caught at TEN 49. 0-YAC | P12 |
| 1-10-TEN 49 | (13:21) (No Huddle, Shotgun) D.Murray right guard to SF 40 for 11 yards (A.Colbert). | R13 |
| 1-10-SF 40 | (12:45) (No Huddle, Shotgun) M.Mariota up the middle to SF 38 for 2 yards. | |
| 2-8-SF 38 | (12:13) (No Huddle, Shotgun) D.Murray up the middle to SF 41 for -3 yards (S.Day). | |
| 3-11-SF 41 | (11:32) (Shotgun) M.Mariota sacked at SF 46 for -5 yards (D.Buckner). | |
| | PENALTY on SF-D.Johnson, Illegal Use of Hands, 5 yards, enforced at SF 41 - No Play. | X14 |
| 1-10-SF 36 | (11:10) D.Murray left guard to SF 35 for 1 yard (E.Reid). | |
| 2-9-SF 35 | (10:30) (No Huddle, Shotgun) M.Mariota pass deep right to E.Decker ran ob at SF 18 for 17 yards. Caught at SF 19. 1-YAC | P15 |
| 1-10-SF 18 | (9:59) (No Huddle, Shotgun) D.Murray up the middle to SF 18 for no gain (R.Foster). | |
| 2-10-SF 18 | (9:14) (No Huddle, Shotgun) M.Mariota pass short left to C.Davis to SF 13 for 5 yards (D.Johnson). Caught at SF 16. 3-YAC | |
| | Timeout #1 by TEN at 08:43. | |
| 3-5-SF 13 | (8:43) (Shotgun) M.Mariota pass incomplete short right to R.Matthews [E.Dumervil]. | |
| 4-5-SF 13 | (8:34) R.Succop 31 yard field goal is GOOD, Center-B.Brinkley, Holder-B.Kern. | |
| | PENALTY on SF-E.Reid, Unsportsmanlike Conduct, 15 yards, enforced between downs. | |

TEN 13 SF 16, 14 plays, 62 yards, 1 penalty, 6:31 drive, 6:31 elapsed

R.Succop kicks 45 yards from 50 to SF 5. M.Breida to SF 15 for 10 yards (D.Searcy).

San Francisco 49ers at 8:29, (1st play from scrimmage 8:24)

| | | |
|------------|--|-----|
| 1-10-SF 15 | (8:24) (Shotgun) J.Garoppolo pass short right to M.Goodwin to SF 21 for 6 yards (A.Jackson). Caught at SF 18. 3-YAC | |
| 2-4-SF 21 | (7:45) C.Hyde right guard to SF 28 for 7 yards (J.Cyprien). | R17 |
| 1-10-SF 28 | (7:05) J.Garoppolo pass short right to M.Goodwin to SF 34 for 6 yards (E.Walden; W.Woodyard). Caught at SF 34. 0-YAC | |
| 2-4-SF 34 | (6:28) C.Hyde up the middle to SF 34 for no gain (A.Johnson, J.Cyprien). | |
| 3-4-SF 34 | (5:47) (Shotgun) J.Garoppolo pass incomplete short middle to T.Taylor [B.Orakpo]. | |
| 4-4-SF 34 | (5:43) B.Pinion punts 43 yards to TEN 23, Center-K.Nelson. A.Jackson to TEN 21 for -2 yards (C.Marsh, E.Lee). TEN-T.Smith was injured during the play. | |
| | PENALTY on TEN-D.Bates, Offensive Holding, 7 yards, enforced at TEN 23. | |

Tennessee Titans at 5:32

| | | |
|-------------|---|-----|
| 1-10-TEN 16 | (5:32) M.Mariota pass short right to D.Henry to TEN 24 for 8 yards (B.Coyle). Caught at TEN 18. 6-YAC | |
| 2-2-TEN 24 | (4:54) (No Huddle, Shotgun) D.Henry left tackle to TEN 25 for 1 yard (D.Buckner, S.Thomas). | |
| 3-1-TEN 25 | (4:29) (No Huddle, Shotgun) D.Henry left end to TEN 35 for 10 yards (B.Coyle). | R16 |
| 1-10-TEN 35 | (3:52) (No Huddle, Shotgun) M.Mariota pass short left to D.Henry to TEN 36 for 1 yard (R.Foster). Caught at TEN 36. 0-YAC | |
| 2-9-TEN 36 | (3:17) (No Huddle, Shotgun) M.Mariota pass short left to D.Walker to TEN 49 for 13 yards (E.Reid). Caught at TEN 47. 2-YAC | P17 |
| 1-10-TEN 49 | (2:32) (No Huddle, Shotgun) D.Henry up the middle to SF 49 for 2 yards (D.Buckner). | |
| 2-8-SF 49 | (1:53) (No Huddle, Shotgun) D.Henry left tackle to SF 45 for 4 yards (C.Marsh, L.Hall). | |
| | Timeout #2 by TEN at 01:08. | |
| 3-4-SF 45 | (1:08) (Shotgun) M.Mariota pass short right to R.Matthews to SF 24 for 21 yards (A.Witherspoon, R.Foster). TEN-R.Matthews was injured during the play. Caught at SF 30. 6-YAC | P18 |
| 1-10-SF 24 | (:36) PENALTY on SF-S.Thomas, Defensive Offside, 5 yards, enforced at SF 24 - No Play. | |
| 1-5-SF 19 | (:11) D.Kelly reported in as eligible. M.Mariota pass short left to E.Decker to SF 7 for 12 yards (D.Johnson). Caught at SF 7. 0-YAC | P19 |

END OF QUARTER

| | Score | Time Poss | First Downs | | | | Efficiencies | |
|---------------------|-------|-----------|-------------|---|---|---|--------------|--------|
| | | | R | P | X | T | 3 Down | 4 Down |
| Tennessee Titans | 13 | 12:03 | 3 | 5 | 1 | 9 | 3/4 | 0/0 |
| San Francisco 49ers | 16 | 2:57 | 1 | 0 | 0 | 1 | 0/1 | 0/0 |

Play By Play

Fourth Quarter

12/17/2017

Tennessee Titans continued.

| | | |
|-----------------|---|-----|
| <u>1-7-SF 7</u> | (15:00) D.Henry up the middle to SF 4 for 3 yards (D.Buckner). | |
| 2-4-SF 4 | (14:19) D.Henry left tackle to SF 8 for -4 yards (S.Thomas, E.Reid). | |
| 3-8-SF 8 | (13:36) (Shotgun) M.Mariota pass short middle to R.Matthews for 8 yards, TOUCHDOWN. | P20 |
| | R.Succop extra point is GOOD, Center-B.Brinkley, Holder-B.Kern. | |

TEN 20 SF 16, 12 plays, 84 yards, 1 penalty, 7:01 drive, 1:29 elapsed

R.Succop kicks 65 yards from TEN 35 to SF 0. M.Breida to SF 17 for 17 yards (D.Bates).

San Francisco 49ers at 13:31, (1st play from scrimmage 13:25)

| | | |
|--------------------|--|-----|
| 1-10-SF 17 | (13:25) (Shotgun) J.Garoppolo pass deep right to G.Celek to TEN 42 for 41 yards (K.Byard, J.Cyprien). Caught at SF 40. 18-YAC | P18 |
| <u>1-10-TEN 42</u> | (12:42) J.Garoppolo pass short left to C.Hyde pushed ob at TEN 36 for 6 yards (A.Williamson). Caught at TEN 47. 11-YAC | |
| 2-4-TEN 36 | (12:05) C.Hyde right end to TEN 35 for 1 yard (W.Woodyard, E.Walden). | |
| 3-3-TEN 35 | (11:22) (Shotgun) J.Garoppolo pass short right to M.Goodwin to TEN 21 for 14 yards (J.Cyprien). Caught at TEN 27. 6-YAC | P19 |
| <u>1-10-TEN 21</u> | (10:40) (Shotgun) J.Garoppolo pass short left to M.Goodwin to TEN 16 for 5 yards (L.Sims). Caught at TEN 16. 0-YAC | |
| 2-5-TEN 16 | (9:57) J.Garoppolo pass short left to J.Garoppolo to TEN 22 for -6 yards (W.Woodyard). #94 A.Johnson deflected pass that J.Garoppolo caught. Caught at TEN 22. 0-YAC | |
| 3-11-TEN 22 | (9:12) (Shotgun) J.Garoppolo sacked at TEN 32 for -10 yards (W.Woodyard). | |
| 4-21-TEN 32 | (8:33) R.Gould 50 yard field goal is GOOD, Center-K.Nelson, Holder-B.Pinion. | |

TEN 20 SF 19, 8 plays, 51 yards, 5:04 drive, 6:33 elapsed

B.Pinion kicks 65 yards from SF 35 to end zone, Touchback.

Tennessee Titans at 8:27

| | | |
|-------------|--|--|
| 1-10-TEN 25 | (8:27) D.Murray up the middle to TEN 28 for 3 yards (S.Day). | |
| 2-7-TEN 28 | (7:50) (No Huddle, Shotgun) D.Murray left guard to TEN 37 for 9 yards (A.Colbert). | |
| | PENALTY on TEN-Q.Spain, Offensive Holding, 10 yards, enforced at TEN 30. | |
| 2-15-TEN 20 | (7:26) (Shotgun) M.Mariota pass short middle to R.Matthews to TEN 28 for 8 yards (R.Foster). Caught at TEN 28. 0-YAC | |
| 3-7-TEN 28 | (6:42) (Shotgun) M.Mariota pass incomplete short right to D.Walker. | |
| 4-7-TEN 28 | (6:35) B.Kern punts 59 yards to SF 13, Center-B.Brinkley, downed by TEN-T.Taylor. | |

San Francisco 49ers at 6:28

| | | |
|--------------------|---|-----|
| 1-10-SF 13 | (6:28) J.Garoppolo pass short middle to K.Bourne to TEN 33 for 54 yards (A.Jackson). Caught at SF 26. 41-YAC | P20 |
| <u>1-10-TEN 33</u> | (5:38) (Shotgun) J.Garoppolo pass short right to G.Kittle pushed ob at TEN 14 for 19 yards (L.Sims). Caught at TEN 29. 15-YAC | P21 |
| <u>1-10-TEN 14</u> | (4:59) (Shotgun) J.Garoppolo pass short right to G.Kittle to TEN 12 for 2 yards (J.Brown, W.Woodyard). | |
| | PENALTY on SF-M.Breida, Illegal Block Above the Waist, 10 yards, enforced at TEN 12. Caught at TEN 14. 2-YAC | |
| 1-18-TEN 22 | (4:47) (Shotgun) J.Garoppolo pass incomplete deep right to M.Goodwin (A.Jackson). | |
| 2-18-TEN 22 | (4:41) (Shotgun) J.Garoppolo sacked at TEN 22 for 0 yards (J.Brown). | |
| 3-18-TEN 22 | (4:00) (Shotgun) J.Garoppolo pass short right to T.Taylor to TEN 2 for 20 yards (W.Woodyard). FUMBLES (W.Woodyard), recovered by SF-L.Tomlinson at TEN 0. TOUCHDOWN NULLIFIED by Penalty. | |
| | PENALTY on SF-M.Goodwin, Offensive Pass Interference, 10 yards, enforced at TEN 22 - No Play. | |
| | Timeout #1 by SF at 03:50. | |
| 3-28-TEN 32 | (3:50) (Shotgun) C.Hyde right end to TEN 30 for 2 yards (J.Brown). | |
| 4-26-TEN 30 | (3:13) R.Gould 48 yard field goal is GOOD, Center-K.Nelson, Holder-B.Pinion. | |

TEN 20 SF 22, 7 plays, 57 yards, 3:20 drive, 11:52 elapsed

B.Pinion kicks 65 yards from SF 35 to end zone, Touchback.

Tennessee Titans at 3:08

| | | |
|--------------------|---|-----|
| 1-10-TEN 25 | (3:08) (Shotgun) M.Mariota pass short right to C.Davis pushed ob at TEN 38 for 13 yards (A.Witherspoon). Caught at TEN 35. 3-YAC | P21 |
| <u>1-10-TEN 38</u> | (3:03) (No Huddle, Shotgun) M.Mariota pass incomplete short middle to D.Walker (D.Buckner). | |
| 2-10-TEN 38 | (2:58) (Shotgun) M.Mariota pass incomplete deep left to C.Davis. | |
| 3-10-TEN 38 | (2:54) (Shotgun) M.Mariota pass short left to E.Decker to TEN 47 for 9 yards (D.Johnson). SF-R.Foster was injured during the play. Caught at TEN 47. 0-YAC Officials measured for the 1st down, short - 4th down. | |
| 4-1-TEN 47 | (2:34) M.Mariota up the middle to TEN 49 for 2 yards (E.Mitchell). | R22 |
| <u>1-10-TEN 49</u> | (2:05) (No Huddle, Shotgun) D.Murray right guard to SF 48 for 3 yards (D.Buckner, E.Reid). | |

Two-Minute Warning

| | | |
|-------------------|--|-----|
| 2-7-SF 48 | (1:59) (Shotgun) M.Mariota pass short left to D.Walker pushed ob at SF 40 for 8 yards (R.Foster). Caught at SF 46. 6-YAC | P23 |
| <u>1-10-SF 40</u> | (1:55) D.Murray left end to SF 39 for 1 yard (R.Foster). | |

Tennessee Titans vs San Francisco 49ers at Levi's Stadium

| | |
|---|--|
| 2-9-SF 39 | (1:27) (Shotgun) M.Mariota pass short right to D.Walker ran ob at SF 32 for 7 yards (A.Witherspoon). Caught at SF 37. 5-YAC Timeout #3 by TEN at 01:20. |
| 3-2-SF 32 | (1:20) (Shotgun) D.Murray up the middle to SF 32 for no gain (D.Buckner). Timeout #2 by SF at 01:12. |
| 4-2-SF 32 | (1:12) R.Succop 50 yard field goal is GOOD, Center-B.Brinkley, Holder-B.Kern. |
| TEN 23 SF 22, 11 plays, 43 yards, 2:01 drive, 13:53 elapsed | |

R.Succop kicks 65 yards from TEN 35 to end zone, Touchback.

San Francisco 49ers at 1:07

| | | |
|--|---|-----|
| 1-10-SF 25 | (1:07) (Shotgun) J.Garoppolo pass short right to T.Taylor to SF 32 for 7 yards (B.McCain). Caught at SF 30. 2-YAC | |
| 2-3-SF 32 | (:51) (No Huddle, Shotgun) J.Garoppolo pass short middle to G.Kittle to TEN 44 for 24 yards (K.Byard, J.Cyprien). Caught at SF 46. 10-YAC | P22 |
| <u>1-10-TEN 44</u> | (:32) (No Huddle, Shotgun) J.Garoppolo pass short left to M.Goodwin to TEN 30 for 14 yards (A.Jackson). Caught at TEN 35. 5-YAC | P23 |
| <u>1-10-TEN 30</u> | (:17) J.Garoppolo spiked the ball to stop the clock. | |
| 2-10-TEN 30 | (:16) (Shotgun) J.Garoppolo pass incomplete deep left to M.Goodwin. | |
| 3-10-TEN 30 | (:11) (Shotgun) C.Hyde up the middle to TEN 27 for 3 yards (W.Woodyard, E.Walden). Timeout #3 by SF at 00:03. | |
| 4-7-TEN 27 | (:03) R.Gould 45 yard field goal is GOOD, Center-K.Nelson, Holder-B.Pinion. | |
| TEN 23 SF 25, 7 plays, 48 yards, 1:07 drive, 15:00 elapsed | | |

END OF QUARTER

| | Score | Time Poss | First Downs | | | | Efficiencies | |
|---------------------|-------|-----------|-------------|---|---|---|--------------|--------|
| | | | R | P | X | T | 3 Down | 4 Down |
| Tennessee Titans | 23 | 5:29 | 1 | 3 | 0 | 4 | 1/4 | 1/1 |
| San Francisco 49ers | 25 | 9:31 | 0 | 6 | 0 | 6 | 1/4 | 0/0 |

Final Defensive Statistics

TKL = Tackle AST = Assist COMB = Combined QH=QB Hit IN = Interception PD = Pass Defense FF = Forced Fumble FR = Fumble Recovery

| San Francisco 49ers | Regular Defensive Plays | | | | | | | | | | | | Special Teams | | | | | Misc | | | |
|---------------------|-------------------------|-----|------|-----|-------|-----|----|----|----|----|----|-----|---------------|----|----|----|-----|------|----|----|--|
| | TKL | AST | COMB | SK | / YDS | TFL | QH | IN | PD | FF | FR | TKL | AST | FF | FR | BL | TKL | AST | FF | FR | |
| R.Foster | 8 | 1 | 9 | 0 | 0 | 0 | 1 | 0 | 0 | 0 | 0 | 0 | 0 | 0 | 0 | 0 | 0 | 0 | 0 | 0 | |
| D.Buckner | 7 | 2 | 9 | 0.5 | 1.5 | 0 | 1 | 0 | 1 | 0 | 0 | 0 | 0 | 0 | 0 | 0 | 0 | 0 | 0 | 0 | |
| E.Reid | 6 | 2 | 8 | 0 | 0 | 0 | 0 | 0 | 0 | 0 | 0 | 0 | 0 | 0 | 0 | 0 | 0 | 0 | 0 | 0 | |
| D.Johnson | 6 | 0 | 6 | 0 | 0 | 0 | 0 | 0 | 0 | 0 | 0 | 0 | 0 | 0 | 0 | 0 | 0 | 0 | 0 | 0 | |
| A.Colbert | 5 | 0 | 5 | 0 | 0 | 0 | 0 | 0 | 0 | 0 | 0 | 1 | 0 | 0 | 0 | 0 | 0 | 0 | 0 | 0 | |
| A.Witherspoon | 4 | 0 | 4 | 0 | 0 | 0 | 0 | 0 | 1 | 0 | 0 | 0 | 0 | 0 | 0 | 0 | 0 | 0 | 0 | 0 | |
| B.Coyle | 3 | 1 | 4 | 0 | 0 | 0 | 0 | 0 | 0 | 1 | 0 | 0 | 0 | 0 | 0 | 0 | 0 | 0 | 0 | 0 | |
| S.Thomas | 2 | 1 | 3 | 0 | 0 | 1 | 0 | 0 | 0 | 0 | 0 | 0 | 0 | 0 | 0 | 0 | 0 | 0 | 0 | 0 | |
| S.Day | 2 | 0 | 2 | 0 | 0 | 1 | 0 | 0 | 0 | 0 | 0 | 0 | 0 | 0 | 0 | 0 | 0 | 0 | 0 | 0 | |
| K.Williams | 1 | 1 | 2 | 0 | 0 | 0 | 0 | 0 | 0 | 0 | 0 | 0 | 0 | 0 | 0 | 0 | 0 | 0 | 0 | 0 | |
| C.Marsh | 1 | 0 | 1 | 0 | 0 | 0 | 0 | 0 | 0 | 0 | 0 | 0 | 1 | 0 | 0 | 0 | 0 | 0 | 0 | 0 | |
| E.Mitchell | 1 | 0 | 1 | 0 | 0 | 0 | 0 | 0 | 0 | 0 | 0 | 0 | 0 | 0 | 0 | 0 | 0 | 0 | 0 | 0 | |
| T.Carradine | 0 | 1 | 1 | 0.5 | 1.5 | 0 | 1 | 0 | 0 | 0 | 0 | 0 | 0 | 0 | 0 | 0 | 0 | 0 | 0 | 0 | |
| L.Hall | 0 | 1 | 1 | 0 | 0 | 0 | 0 | 0 | 0 | 0 | 0 | 0 | 0 | 0 | 0 | 0 | 0 | 0 | 0 | 0 | |
| E.Dumervil | 0 | 0 | 0 | 0 | 0 | 0 | 2 | 0 | 0 | 0 | 0 | 0 | 0 | 0 | 0 | 0 | 0 | 0 | 0 | 0 | |
| E.Lee | 0 | 0 | 0 | 0 | 0 | 0 | 0 | 0 | 0 | 0 | 0 | 0 | 1 | 1 | 0 | 0 | 0 | 0 | 0 | 0 | |
| M.Nzeocha | 0 | 0 | 0 | 0 | 0 | 0 | 0 | 0 | 0 | 0 | 0 | 0 | 0 | 1 | 0 | 0 | 0 | 0 | 0 | 0 | |
| Total | 46 | 10 | 56 | 1 | 3 | 2 | 5 | 0 | 2 | 1 | 1 | 2 | 2 | 0 | 0 | 0 | 0 | 0 | 0 | 0 | |

Tennessee Titans vs San Francisco 49ers
12/17/2017 at Levi's Stadium

Ball Possession And Drive Chart

Tennessee Titans

| # | Time Recd | Time Lost | Time Poss | How Ball Obtained | Drive Began | # Play | Yds Gain | Yds Pen | Net Yds | 1st Down | Last Scrm | How Given Up |
|---|-----------|-----------|-----------|-------------------|-------------|--------|----------|---------|---------|----------|-----------|--------------|
| 1 | 8:51 | 6:38 | 2:13 | Kickoff | TEN 25 | 3 | 2 | 0 | 2 | 0 | TEN 27 | Punt |
| 2 | 4:35 | 14:06 | 5:29 | Kickoff | TEN 25 | 12 | 53 | 0 | 53 | 3 | SF 22 | Field Goal |
| 3 | 5:30 | 4:27 | 1:03 | Kickoff | TEN 25 | 3 | 17 | 0 | 17 | 1 | TEN 37 | Fumble |
| 4 | 1:37 | 0:29 | 1:08 | Kickoff | TEN 21 | 6 | 64 | 15 | 79 | 6 | * SF 4 | Touchdown |
| 5 | 15:00 | 8:29 | 6:31 | Kickoff | TEN 25 | 14 | 57 | 5 | 62 | 5 | * SF 13 | Field Goal |
| 6 | 5:32 | 13:31 | 7:01 | Punt | TEN 16 | 12 | 79 | 5 | 84 | 5 | * SF 8 | Touchdown |
| 7 | 8:27 | 6:28 | 1:59 | Kickoff | TEN 25 | 4 | 13 | -10 | 3 | 0 | TEN 28 | Punt |
| 8 | 3:08 | 1:07 | 2:01 | Kickoff | TEN 25 | 11 | 43 | 0 | 43 | 3 | SF 32 | Field Goal |

(187) Average TEN 23

San Francisco 49ers

| # | Time Recd | Time Lost | Time Poss | How Ball Obtained | Drive Began | # Play | Yds Gain | Yds Pen | Net Yds | 1st Down | Last Scrm | How Given Up |
|---|-----------|-----------|-----------|-------------------|-------------|--------|----------|---------|---------|----------|-----------|--------------|
| 1 | 15:00 | 8:51 | 6:09 | Kickoff | SF 16 | 12 | 64 | 0 | 64 | 4 | TEN 20 | Field Goal |
| 2 | 6:38 | 4:35 | 2:03 | Punt | SF 33 | 7 | 38 | 0 | 38 | 2 | TEN 29 | Field Goal |
| 3 | 14:06 | 5:30 | 8:36 | Kickoff | SF 15 | 17 | 80 | 5 | 85 | 8 | * TEN 5 | Touchdown |
| 4 | 4:27 | 1:37 | 2:50 | Fumble | TEN 46 | 10 | 36 | 0 | 36 | 2 | * TEN 10 | Field Goal |
| 5 | 0:29 | 0:00 | 0:29 | Kickoff | SF 25 | 1 | 1 | 0 | 1 | 0 | SF 25 | End of Half |
| 6 | 8:29 | 5:32 | 2:57 | Kickoff | SF 15 | 5 | 19 | 0 | 19 | 1 | SF 34 | Punt |
| 7 | 13:31 | 8:27 | 5:04 | Kickoff | SF 17 | 8 | 51 | 0 | 51 | 2 | * TEN 32 | Field Goal |
| 8 | 6:28 | 3:08 | 3:20 | Punt | SF 13 | 7 | 77 | -20 | 57 | 2 | * TEN 30 | Field Goal |
| 9 | 1:07 | 0:00 | 1:07 | Kickoff | SF 25 | 7 | 48 | 0 | 48 | 2 | TEN 27 | Field Goal |

(213) Average SF 24

* inside opponent's 20

Time of Possession by Quarter

| Visitor | Tennessee Titans | 1st | 2nd | 3rd | 4th | OT | Total |
|---------|---------------------|------|-------|-------|------|----|-------|
| Home | San Francisco 49ers | 6:48 | 3:05 | 12:03 | 5:29 | | 27:25 |
| | | 8:12 | 11:55 | 2:57 | 9:31 | | 32:35 |

Kickoff Drive No.-Start Average

Titans: 7 - TEN 24 49ers: 6 - SF 19

Miscellaneous Statistics Report

Tennessee Titans vs San Francisco 49ers

12/17/2017 at Levi's Stadium

Ten Longest Plays for Tennessee Titans

| Yards | Qtr | Play Start | Play Description |
|-------|-----|-------------|---|
| 27 | 2 | 1-10-TEN 44 | (:53) (No Huddle, Shotgun) M.Mariota pass short right to R.Matthews pushed ob at SF 44 for 12 yards (A.Witherspoon) [E.Dumervil]. PENALTY on SF-E.Dumervil, Roughing the Passer, 15 yards, enforced at SF 44. Caught at SF 44. 0-YAC |
| 25 | 2 | 1-10-SF 29 | (:49) (Shotgun) M.Mariota pass deep right to R.Matthews pushed ob at SF 4 for 25 yards (A.Colbert). Caught at SF 8. 4-YAC |
| 21 | 1 | 3-2-SF 43 | (:33) (Shotgun) M.Mariota pass short left to R.Matthews to SF 22 for 21 yards (D.Johnson, K.Williams). Caught at SF 36. 14-YAC |
| 21 | 3 | 3-4-SF 45 | (1:08) (Shotgun) M.Mariota pass short right to R.Matthews to SF 24 for 21 yards (A.Witherspoon, R.Foster). TEN-R.Matthews was injured during the play. Caught at SF 30. 6-YAC |
| 17 | 3 | 2-9-SF 35 | (10:30) (No Huddle, Shotgun) M.Mariota pass deep right to E.Decker ran ob at SF 18 for 17 yards. Caught at SF 19. 1-YAC |
| 13 | 2 | 1-10-TEN 31 | (1:11) (No Huddle, Shotgun) M.Mariota pass short middle to E.Decker to TEN 44 for 13 yards (A.Colbert). Caught at TEN 44. 0-YAC |
| 13 | 3 | 2-9-TEN 36 | (3:17) (No Huddle, Shotgun) M.Mariota pass short left to D.Walker to TEN 49 for 13 yards (E.Reid). Caught at TEN 47. 2-YAC |
| 13 | 4 | 1-10-TEN 25 | (3:08) (Shotgun) M.Mariota pass short right to C.Davis pushed ob at TEN 38 for 13 yards (A.Witherspoon). Caught at TEN 35. 3-YAC |
| 12 | 3 | 3-10-TEN 37 | (13:51) (Shotgun) M.Mariota pass short left to E.Decker to TEN 49 for 12 yards. Caught at TEN 49. 0-YAC |
| 12 | 3 | 1-5-SF 19 | (:11) D.Kelly reported in as eligible. M.Mariota pass short left to E.Decker to SF 7 for 12 yards (D.Johnson). Caught at SF 7. 0-YAC |

Ten Longest Plays for San Francisco 49ers

| Yards | Qtr | Play Start | Play Description |
|-------|-----|-------------|---|
| 54 | 4 | 1-10-SF 13 | (6:28) J.Garoppolo pass short middle to K.Bourne to TEN 33 for 54 yards (A.Jackson). Caught at SF 26. 41-YAC |
| 41 | 4 | 1-10-SF 17 | (13:25) (Shotgun) J.Garoppolo pass deep right to G.Celek to TEN 42 for 41 yards (K.Byard, J.Cyprien). Caught at SF 40. 18-YAC |
| 24 | 4 | 2-3-SF 32 | (:51) (No Huddle, Shotgun) J.Garoppolo pass short middle to G.Kittle to TEN 44 for 24 yards (K.Byard, J.Cyprien). Caught at SF 40. 18-YAC |
| 19 | 4 | 1-10-TEN 33 | (5:38) (Shotgun) J.Garoppolo pass short right to G.Kittle pushed ob at TEN 14 for 19 yards (L.Sims). Caught at TEN 29. 15-YAC |
| 18 | 2 | 1-10-SF 15 | (14:00) J.Garoppolo pass deep right to M.Goodwin to SF 33 for 18 yards (L.Ryan). Caught at SF 33. 0-YAC |
| 17 | 1 | 3-18-TEN 37 | (9:41) (Shotgun) J.Garoppolo pass short middle to G.Celek to TEN 20 for 17 yards (J.Brown). Caught at TEN 24. 4-YAC |
| 17 | 2 | 3-4-TEN 40 | (3:08) (Shotgun) J.Garoppolo pass short left to T.Taylor pushed ob at TEN 23 for 17 yards (L.Sims). Caught at TEN 35. 12-YAC |
| 16 | 1 | 2-5-SF 38 | (6:16) (No Huddle) J.Garoppolo pass short left to M.Goodwin to TEN 46 for 16 yards (A.Jackson). Caught at TEN 47. 1-YAC |
| 14 | 2 | 2-12-TEN 45 | (10:39) (Shotgun) J.Garoppolo pass short right to K.Bourne to TEN 31 for 14 yards (K.Byard). Caught at TEN 39. 8-YAC |
| 14 | 2 | 3-11-TEN 24 | (2:25) (Shotgun) J.Garoppolo pass short right to M.Goodwin to TEN 10 for 14 yards (B.McCain). Caught at TEN 14. 4-YAC |

Touchdown Scoring Information

| | | Offense | Defense | Special Teams |
|----------------|---------------------|---------|---------|---------------|
| VISITOR | Tennessee Titans | 2 | 0 | 0 |
| HOME | San Francisco 49ers | 1 | 0 | 0 |

Player Scoring Information

| Club | Player | TD | Rush TD | Rec TD | KO TD | Punt TD | Int TD | Fum TD | Misc TD | FG | XP | 2Pt Rush | 2Pt Rec | Sfty | Points |
|------|------------|----|---------|--------|-------|---------|--------|--------|---------|----|----|----------|---------|------|--------|
| TEN | R.Succop | 0 | 0 | 0 | 0 | 0 | 0 | 0 | 0 | 3 | 2 | 0 | 0 | 0 | 11 |
| TEN | D.Walker | 0 | 0 | 1 | 0 | 0 | 0 | 0 | 0 | 0 | 0 | 0 | 0 | 0 | 6 |
| TEN | R.Matthews | 0 | 0 | 1 | 0 | 0 | 0 | 0 | 0 | 0 | 0 | 0 | 0 | 0 | 6 |
| SF | R.Gould | 0 | 0 | 0 | 0 | 0 | 0 | 0 | 0 | 6 | 1 | 0 | 0 | 0 | 19 |
| SF | G.Celek | 0 | 0 | 1 | 0 | 0 | 0 | 0 | 0 | 0 | 0 | 0 | 0 | 0 | 6 |

Possession Detail

| | First Half | | Second Half | | Game | |
|-----------------------------|------------|-------|-------------|------|---------|-------|
| | Visitor | Home | Visitor | Home | Visitor | Home |
| Largest Lead | 0 | 13 | 4 | 3 | 4 | 13 |
| Drives Leading | 0 | 4 | 1 | 1 | 1 | 5 |
| Time of Possession Leading | 0:00 | 13:58 | 1:59 | 2:57 | 1:59 | 16:55 |
| Largest Deficit | -13 | 0 | -3 | -4 | -13 | -4 |
| Drives Trailing | 4 | 0 | 3 | 3 | 7 | 3 |
| Time of Possession Trailing | 9:53 | 0:00 | 15:33 | 9:31 | 25:26 | 9:31 |
| Times Score Tied Up | | 0 | | 0 | | 0 |
| Lead Changes | | 1 | | 4 | | 5 |

Playtime Percentage

Percent of playtime per player on offense, defense and special teams

| Tennessee Titans | | | | | | San Francisco 49ers | | | | | |
|------------------|----|---------|---------|---------------|-----|---------------------|----|---------|---------|---------------|-----|
| | | Offense | Defense | Special Teams | | | | Offense | Defense | Special Teams | |
| J Conklin | T | 63 100% | | 5 | 18% | J Staley | T | 70 100% | | 7 | 25% |
| J Kline | G | 63 100% | | 5 | 18% | Z Beadles | G | 70 100% | | 7 | 25% |
| T Lewan | T | 63 100% | | 5 | 18% | D Kilgore | C | 70 100% | | 7 | 25% |
| Q Spain | G | 63 100% | | 3 | 11% | B Fusco | G | 70 100% | | 7 | 25% |
| B Jones | C | 63 100% | | 2 | 7% | L Tomlinson | G | 70 100% | | 7 | 25% |
| M Mariota | QB | 63 100% | | | | J Garoppolo | QB | 70 100% | | | |
| R Matthews | WR | 57 90% | | | | M Goodwin | WR | 63 90% | | | |
| D Walker | TE | 55 87% | | | | C Hyde | RB | 51 73% | | | |
| C Davis | WR | 54 86% | | | | G Celek | TE | 46 66% | | 12 | 43% |
| E Decker | WR | 54 86% | | | | T Taylor | WR | 34 49% | | 2 | 7% |
| D Murray | RB | 48 76% | | | | L Murphy | WR | 33 47% | | | |
| J Smith | TE | 16 25% | | 7 | 25% | K Juszczyk | FB | 32 46% | | 1 | 4% |
| D Henry | RB | 15 24% | | | | K Bourne | WR | 31 44% | | 6 | 21% |
| L Stocker | TE | 10 16% | | 8 | 29% | G Kittle | TE | 28 40% | | | |
| T Taylor | WR | 4 6% | | 8 | 29% | M Breida | RB | 19 27% | | 7 | 25% |
| D Kelly | T | 2 3% | | 5 | 18% | L Paulsen | TE | 9 13% | | 13 | 46% |
| W Woodyard | LB | | 70 100% | 2 | 7% | A Robinson | WR | 4 6% | | 2 | 7% |
| K Byard | FS | | 70 100% | | | D Johnson | CB | | 63 100% | 15 | 54% |
| J Casey | DT | | 68 97% | 7 | 25% | A Witherspoon | CB | | 63 100% | 7 | 25% |
| A Jackson | CB | | 66 94% | 15 | 54% | A Colbert | FS | | 63 100% | 5 | 18% |
| E Walden | LB | | 64 91% | 7 | 25% | E Reid | SS | | 63 100% | 5 | 18% |
| B Orakpo | LB | | 63 90% | | | R Foster | LB | | 61 97% | | |
| J Cyprien | SS | | 58 83% | | | B Coyle | LB | | 53 84% | 5 | 18% |
| L Sims | CB | | 47 67% | 1 | 4% | D Buckner | DT | | 50 79% | 5 | 18% |
| A Williamson | LB | | 42 60% | | | K Williams | CB | | 45 71% | | |
| S Williams | NT | | 33 47% | 7 | 25% | S Thomas | DE | | 42 67% | 5 | 18% |
| A Johnson | NT | | 31 44% | 12 | 43% | C Marsh | DE | | 34 54% | 21 | 75% |
| K Klug | DT | | 28 40% | 9 | 32% | S Day | DT | | 31 49% | | |
| J Brown | LB | | 28 40% | 8 | 29% | E Mitchell | DT | | 28 44% | 5 | 18% |
| B McCain | CB | | 26 37% | 7 | 25% | C Carradine | DE | | 27 43% | | |
| L Ryan | CB | | 24 34% | | | A Lynch | DE | | 20 32% | | |
| D King | DE | | 23 33% | 7 | 25% | E Dumervil | DE | | 20 32% | | |
| D Searcy | SS | | 16 23% | 20 | 71% | L Hall | CB | | 16 25% | 7 | 25% |
| K Dodd | LB | | 11 16% | | | E Harold | LB | | 13 21% | 13 | 46% |
| N Palmer | LB | | 2 3% | 18 | 64% | E Lee | LB | | 1 2% | 16 | 57% |
| D Bates | LB | | | 23 | 82% | D Watson | LB | | | 21 | 75% |
| B Trawick | FS | | | 23 | 82% | D McCoil | FS | | | 16 | 57% |
| E Weems | WR | | | 16 | 57% | M Nzeocha | LB | | | 16 | 57% |
| D Fluellen | RB | | | 16 | 57% | B Pinion | P | | | 15 | 54% |
| T Smith | CB | | | 16 | 57% | J McNichols | RB | | | 15 | 54% |
| P Supernaw | TE | | | 16 | 57% | T Powell | FS | | | 15 | 54% |
| R Succop | K | | | 11 | 39% | K Nelson | LS | | | 8 | 29% |
| B Kern | P | | | 7 | 25% | D Williams | T | | | 8 | 29% |
| B Brinkley | LS | | | 7 | 25% | R Gould | K | | | 7 | 25% |
| B Schwenke | C | | | 5 | 18% | | | | | | |

2017 TENNESSEE TITANS REGULAR SEASON STATISTICS

Won 8, Lost 6

| Date | W-L | Score | OT | Opponent | Attendance |
|-------|-----|-------|----|------------------|------------|
| 09/10 | L | 16-26 | | Oakland | 69,089 |
| 09/17 | W | 37-16 | | at Jacksonville | 61,709 |
| 09/24 | W | 33-27 | | Seattle | 69,127 |
| 10/01 | L | 14-57 | | at Houston | 71,804 |
| 10/08 | L | 10-16 | | at Miami | 65,135 |
| 10/16 | W | 36-22 | | Indianapolis | 63,888 |
| 10/22 | W | 12-9 | OT | at Cleveland | 59,061 |
| 11/05 | W | 23-20 | | Baltimore | 67,322 |
| 11/12 | W | 24-20 | | Cincinnati | 67,432 |
| 11/16 | L | 17-40 | | at Pittsburgh | 60,703 |
| 11/26 | W | 20-16 | | at Indianapolis | 62,207 |
| 12/03 | W | 24-13 | | Houston | 62,758 |
| 12/10 | L | 7-12 | | at Arizona | 64,153 |
| 12/17 | L | 23-25 | | at San Francisco | 70,133 |
| 12/24 | | | | L.A. Rams | |
| 12/31 | | | | Jacksonville | |

| Statistic | Tenn. | Opp. |
|--------------------------|----------------|----------------|
| Total First Downs | 260 | 290 |
| Rushing | 85 | 60 |
| Passing | 141 | 207 |
| Penalty | 34 | 23 |
| 3rd Down: Made/Att | 65/174 | 66/184 |
| 3rd Down Pct. | 37.4 | 35.9 |
| 4th Down: Made/Att | 4/8 | 9/14 |
| 4th Down Pct. | 50.0 | 64.3 |
| Possession Avg. | 29:35 | 30:25 |
| Total Net Yards | 4426 | 4617 |
| Avg. Per Game | 316.1 | 329.8 |
| Total Plays | 845 | 920 |
| Avg. Per Play | 5.2 | 5.0 |
| Net Yards Rushing | 1620 | 1221 |
| Avg. Per Game | 115.7 | 87.2 |
| Total Rushes | 378 | 348 |
| Net Yards Passing | 2806 | 3396 |
| Avg. Per Game | 200.4 | 242.6 |
| Sacked/Yards Lost | 31/179 | 40/245 |
| Gross Yards | 2985 | 3641 |
| Att./Completions | 436/272 | 532/332 |
| Completion Pct. | 62.4 | 62.4 |
| Had Intercepted | 16 | 10 |
| Punts/Average | 62/51.6 | 63/48.9 |
| Net Punting Avg. | 62/45.6 | 63/43.9 |
| Penalties/Yards | 78/716 | 108/857 |
| Fumbles/Ball Lost | 8/7 | 17/6 |
| Touchdowns | 30 | 31 |
| Rushing | 17 | 5 |
| Passing | 13 | 23 |
| Returns | 0 | 3 |

| Score By Periods | Q1 | Q2 | Q3 | Q4 | OT | PTS |
|------------------|-----------|-----------|-----------|------------|----------|------------|
| Team | 49 | 81 | 81 | 82 | 3 | 296 |
| Opponents | 65 | 88 | 42 | 124 | 0 | 319 |

| Scoring | TD | Rush | Rec | Ret | K-PAT | FG | S | PTS |
|------------------|-----------|-----------|-----------|----------|--------------|--------------|----------|------------|
| Succop | 0 | 0 | 0 | 0 | 29/30 | 29/35 | 0 | 116 |
| Murray | 6 | 5 | 1 | 0 | | | 0 | 36 |
| Henry | 5 | 5 | 0 | 0 | | | 0 | 30 |
| Mariota | 5 | 5 | 0 | 0 | | | 0 | 30 |
| Matthews | 4 | 0 | 4 | 0 | | | 0 | 24 |
| Walker | 4 | 1 | 3 | 0 | | | 0 | 24 |
| J. Smith | 2 | 0 | 2 | 0 | | | 0 | 12 |
| Decker | 1 | 0 | 1 | 0 | | | 0 | 6 |
| Fowler TM | 1 | 1 | 0 | 0 | | | 0 | 6 |
| Stocker LG | 1 | 0 | 1 | 0 | | | 0 | 6 |
| Supernaw | 1 | 0 | 1 | 0 | | | 0 | 6 |
| Taylor | 1 | 0 | 1 | 0 | | | 0 | 6 |
| Team | 30 | 17 | 13 | 0 | 29/30 | 29/35 | 0 | 296 |
| Opponents | 31 | 5 | 23 | 3 | 25/29 | 36/39 | 0 | 319 |

2-Pt Conv: TM 0-0, OPP 0-2

Sacks: Morgan 7.5, Orakpo 6, Casey 5, Woodyard 5, Walden 4, D. Jones 3.5, Williamson 3, Brown 1.5, Klug 1.5, Cyprien 1, A. Johnson 1, King 1, **TM 40, OPP 31**

FUM/Lost: Cassel 2/2, Walker 2/2, Davis 1/1, Henry 1/0, Jackson 1/1, Murray 1/1

| Rushing | No. | Yds | Avg | Long | TD |
|------------------|------------|-------------|------------|------------|-----------|
| Henry | 140 | 668 | 4.8 | 75t | 5 |
| Murray | 169 | 611 | 3.6 | 75t | 5 |
| Mariota | 47 | 228 | 4.9 | 34t | 5 |
| Jackson | 5 | 55 | 11.0 | 20 | 0 |
| Taylor | 7 | 38 | 5.4 | 17 | 0 |
| Fluellen | 4 | 21 | 5.3 | 10 | 0 |
| Fowler TM | 2 | 4 | 2.0 | 3t | 1 |
| Weems | 1 | 0 | 0.0 | 0 | 0 |
| Walker | 2 | -2 | -1.0 | 1t | 1 |
| Matthews | 1 | -3 | -3.0 | -3 | 0 |
| Team | 378 | 1620 | 4.3 | 75t | 17 |
| Opponents | 348 | 1221 | 3.5 | 33 | 5 |

| Receiving | No. | Yds | Avg | Long | TD |
|------------------|------------|-------------|-------------|------------|-----------|
| Walker | 68 | 755 | 11.1 | 42 | 3 |
| Matthews | 50 | 740 | 14.8 | 75t | 4 |
| Decker | 45 | 472 | 10.5 | 29 | 1 |
| Murray | 36 | 255 | 7.1 | 18 | 1 |
| Davis | 28 | 284 | 10.1 | 23 | 0 |
| Taylor | 16 | 231 | 14.4 | 53t | 1 |
| J. Smith | 14 | 132 | 9.4 | 32t | 2 |
| Henry | 9 | 64 | 7.1 | 14 | 0 |
| Supernaw | 4 | 39 | 9.8 | 20 | 1 |
| Stocker LG | 3 | 18 | 6.0 | 8t | 1 |
| Douglas | 1 | 8 | 8.0 | 8 | 0 |
| Weems | 1 | 5 | 5.0 | 5 | 0 |
| Team | 272 | 2985 | 11.0 | 75t | 13 |
| Opponents | 332 | 3641 | 11.0 | 70t | 23 |

| Interceptions | No. | Yds | Avg | Long | TD |
|------------------|-----------|------------|-------------|-----------|----------|
| Byard | 6 | 100 | 16.7 | 33 | 0 |
| T. Smith | 1 | 14 | 14.0 | 14 | 0 |
| Searcy | 1 | 8 | 8.0 | 8 | 0 |
| Riley | 1 | 2 | 2.0 | 2 | 0 |
| Sims | 1 | 0 | 0.0 | 0 | 0 |
| Team | 10 | 124 | 12.4 | 33 | 0 |
| Opponents | 16 | 260 | 16.3 | 41 | 2 |

| Punting | No. | Yds | Avg | Net | TB | In | Lg | B |
|------------------|-----------|-------------|-------------|-------------|----------|-----------|-----------|----------|
| Kern | 62 | 3200 | 51.6 | 45.6 | 5 | 22 | 74 | 0 |
| Team | 62 | 3200 | 51.6 | 45.6 | 5 | 22 | 74 | 0 |
| Opponents | 63 | 3081 | 48.9 | 43.9 | 2 | 18 | 64 | 0 |

| Punt Returns | Ret | FC | Yds | Avg | Long | TD |
|------------------|-----------|----------|------------|------------|-----------|----------|
| Jackson | 28 | 7 | 259 | 9.3 | 46 | 0 |
| Weems | 2 | 0 | 15 | 7.5 | 13 | 0 |
| Team | 30 | 7 | 274 | 9.1 | 46 | 0 |
| Opponents | 35 | 7 | 270 | 7.7 | 23 | 0 |

| Kickoff Returns | No. | Yds | Avg | Long | TD |
|------------------|-----------|------------|-------------|-----------|----------|
| Jackson | 22 | 469 | 21.3 | 48 | 0 |
| Weems | 2 | 18 | 9.0 | 18 | 0 |
| Decker | 1 | 22 | 22.0 | 22 | 0 |
| Team | 25 | 509 | 20.4 | 48 | 0 |
| Opponents | 25 | 605 | 24.2 | 60 | 0 |

| Field Goals | 1-19 | 20-29 | 30-39 | 40-49 | 50+ |
|------------------|------------|-------------|------------|--------------|------------|
| Succop | 0/0 | 7/7 | 4/4 | 16/19 | 2/5 |
| Team | 0/0 | 7/7 | 4/4 | 16/19 | 2/5 |
| Opponents | 0/0 | 9/10 | 7/7 | 13/15 | 7/7 |

Succop: (23G,26G,52G,52N) (40G,41G,26G) (24G,37G,47G,35G) () (45G) (48G,32G,40G,48G,23G) (43G,23G,46G,53N,47G) (48G) (48N,44G) (48B,44G) (29G,45G) (40N,43G) (58N) (40G,31G,50G)
OPP: (20G,52G,52G,43G) (43G) () (50G,40G,33G) (41G) (36G,25G,52G) (31G,47G,54G) (30G,49G) () (41G,28G,50G,26G) (26G,28G,42G) (23G,48N,27N,42G) (47G,23G,40N,32G,35G) (38G,48G,28G,50G,48G,45G)

| Passing | Att | Cmp | Yds | Cmp% | Yds/Att | TD | TD% | Int | Int% | Long | Sack/Lost | Rating |
|------------------|------------|------------|-------------|-------------|-------------|-----------|------------|-----------|------------|------------|---------------|-------------|
| Mariota | 393 | 247 | 2823 | 62.8 | 7.18 | 12 | 3.1 | 14 | 3.6 | 75t | 23/149 | 79.7 |
| Cassel | 42 | 25 | 162 | 59.5 | 3.86 | 1 | 2.4 | 2 | 4.8 | 17 | 8/30 | 55.9 |
| Decker | 1 | 0 | 0 | 0.0 | 0.00 | 0 | 0.0 | 0 | 0.0 | --- | 0/0 | 39.6 |
| Team | 436 | 272 | 2985 | 62.4 | 6.85 | 13 | 3.0 | 16 | 3.7 | 75t | 31/179 | 77.2 |
| Opponents | 532 | 332 | 3641 | 62.4 | 6.84 | 23 | 4.3 | 10 | 1.9 | 70t | 40/245 | 89.2 |

TITANS LOSE TO RAMS, FOCUS ON WIN-AND-IN SCENARIO VS. JAGS

BY JIM WYATT
TITANS ONLINE
DECEMBER 24, 2017

NASHVILLE, Tenn. – The Titans walked off the Nissan Stadium field disappointed on Sunday -- another close game had escaped their grasp.

When coach Mike Mularkey met with players in the locker room after the 27-23 loss to the Los Angeles Rams, his message was simple: Be prepared to fight for survival next week.

So we've come to this: A win next week against the Jaguars, and the Titans will be playoff bound.

"It's a very tough, disappointing loss," defensive lineman Jurrell Casey said. "But all that matters now is we still have a fighting chance, and ... that's why we are not sweating it right now. We have a chance. These last three games have been a bummer, but once you get in the playoffs everybody is going to love us."

Tight end Delanie Walker said the Titans better come out fighting.

"I don't know how everyone else feels, but I am disappointed," Walker said. "To lose three games (in a row) like this. We keep saying we can get this W. Well, (we) better have a fight and come and be ready to go."

"We have our backs against the wall. We can only fight our way out."

The Titans showed plenty of fight on Sunday, but it wasn't enough against the Rams.

Not when the team wasted opportunities in the red zone, and failed to produce big plays with the game on the line. The team also had trouble slowing down Rams running back Todd Gurley, who racked up

276 all-purpose yards and scored two touchdowns.

Sunday's loss, which came on the heels of back-to-back losses at Arizona and San Francisco, helped the Jaguars clinch the AFC South. But the Titans, as a result of Buffalo's loss at New England on Sunday, can still clinch a playoff spot next Sunday at Nissan Stadium with a win. It would improve the team's record to 9-7, and the Titans would win playoff tiebreakers with other teams.

"From what I understand, all the scenarios, we have to win next week to be in," Mularkey said after the game. "We have to get to work. We have another good football team coming into our place."

On Christmas Eve, it's keeping the Titans afloat right now.

"I ain't going to lie – that is the only thing keeping our spirits up that we can still be a playoff team," safety Kevin Byard said. "We can still get in the party and make a run. And that is the only thing we can focus on now. We have to turn it up another notch."

Titans quarterback Marcus Mariota completed 22-of-39 passes for 275 yards, with an interception, in Sunday's game. But he was unable to finish off a late drive that ended in Los Angeles territory. On this day, too many times the Titans had to settle for field goals instead of touchdowns.

The Rams (11-4) clinched the NFC West with the win.

Rams quarterback Jared Goff completed 22-of-38 passes for 301 yards and four touchdowns in the contest. Gurley ran for 118 yards on 22 carries, and he also caught 10 passes for 158 yards and two touchdowns.

The two teams exchanged punches all day.

The Rams took a 6-0 lead in the first quarter on a three-yard touchdown pass from quarterback Goff to

Gurley before the Titans cut the lead to 6-3 on a 25-yard field goal by kicker Ryan Succop. But the 13-play, 62-yard drive left fans – and the team – hoping for more. The Titans had it first-and-goal at the one-yard line, but a fumble and a sack backed the team up, and they settled for a field goal.

The Titans made a big play on defense when Casey busted into the Rams backfield and hammered Goff before he could hand the ball off to Gurley. When the ball popped loose, linebacker Wesley Woodyard scooped it up and ran it in for a four-yard touchdown to make it 10-6.

The Nissan Stadium crowd exploded in excitement.

But the Rams quickly answered back, scoring on an 80-yard touchdown completion from Goff to Gurley on a screen pass. Gurley caught the ball with plenty of space, and after he veered in the middle of the field he raced to the end zone to make it 13-10 with 4:24 left before the half. The Titans then tied it up just before halftime on a 37-yard field goal by Succop.

The Titans had a chance to take the lead early in the third quarter, but Succop misfired on a 45-yard field goal, and the game remained tied at 13-13.

The Rams took a 20-13 lead on a three-yard touchdown pass from Goff to receiver Sammie Watkins. It followed a controversial fourth-and-1 made conversion for the Rams, who got a 10-yard run from Gurley on a play when replays showed a Rams offensive lineman moving before the snap. A penalty wasn't called, and the Rams capitalized.

The Titans rallied back, first scoring on a six-yard touchdown run by running back DeMarco Murray, which capped a five-play, 44-yard drive. The short scoring drive was set up by a 57-yard kickoff return by rookie Adoree' Jackson.

The Titans then took a 23-20 lead on Succop's 27-yard field goal, with 14:47 remaining, but the Rams kept

coming, reclaiming the lead 27-23 on a 14-yard touchdown toss from Goff to receiver Cooper Kupp with 11:51 left.

The Titans had a chance to win in late. But after taking over at their own 20-yard line with 3:25 left and driving across midfield, the drive stalled. An incomplete pass by Mariota on a 4th-and-4 from the Los Angeles 43-yard line was Tennessee's last hope on this day.

Now, the team turns its attention to next week.

"We just want a chance; we just want an opportunity," Mariota said. "We let one slip away – we've let three in a row slip away. But all you can ever ask for is an opportunity. I am looking forward to getting back to work. ... This is our season, and we are looking forward to it."

#

Week 16

National Football League Game Summary

NFL Copyright © 2017 by The National Football League. All rights reserved. This summary and play-by-play is for the express purpose of assisting media in their coverage of the game; any other use of this material is prohibited without the written permission of the National Football League. Updated: 12/30/2017

Date: Sunday, 12/24/2017 **Los Angeles Rams at Tennessee Titans** Start Time: 12:02 PM Central
at Nissan Stadium, Nashville, TN

Game Day Weather

Game Weather: Cloudy Temp: 39° F (3.9° C) Humidity: 90%, Wind: WSW 11 mph
Played Outdoors on Turf: Grass Outdoor Weather: Cloudy, Wind Chill: 34

Officials

Referee: Anderson, Walt (66) Umpire: Paganelli, Carl (124) Down Judge: Phillips, Jerod (6)
Line Judge: Boston, Byron (18) Field Judge: Jenkins, John (117) Side Judge: Hayes, Laird (125)
Back Judge: Wilson, Gregory (119) Replay Official: Smith, Billy (0)

Lineups

| Los Angeles Rams | | | Tennessee Titans | | |
|------------------|--------------|--------------------|------------------|------------|---------------------|
| Offense | | Defense | Offense | | Defense |
| WR 18 | C.Kupp | DE 90 M.Brockers | WR 18 | R.Matthews | CB 33 T.Smith |
| TE 89 | T.Higbee | NT 93 E.Westbrooks | TE 88 | L.Stocker | NT 96 S.Williams |
| LT 77 | A.Whitworth | DT 99 A.Donald | LT 77 | T.Lewan | DT 99 J.Casey |
| LG 76 | R.Saffold | OLB 94 R.Quinn | LG 67 | Q.Spain | OLB 91 D.Morgan |
| C 65 | J.Sullivan | OLB 98 C.Barwin | C 60 | B.Jones | ILB 59 W.Woodyard |
| RG 68 | J.Brown | ILB 52 A.Ogletree | RG 64 | J.Kline | ILB 54 A.Williamson |
| RT 79 | R.Havenstein | ILB 58 C.Littleton | RT 78 | J.Conklin | OLB 98 B.Orakpo |
| WR 12 | S.Watkins | LCB 22 T.Johnson | WR 84 | C.Davis | CB 25 A.Jackson |
| WR 17 | R.Woods | CB 32 T.Hill | QB 8 | M.Mariota | CB 23 B.McCain |
| QB 16 | J.Goff | FS 20 L.Joyner | TE 81 | J.Smith | SS 37 J.Cyprien |
| HB 30 | T.Gurley | SS 43 J.Johnson | RB 29 | D.Murray | FS 31 K.Byard |

Substitutions

K 5 S.Ficken, P 6 J.Hekker, WR 10 P.Cooper, WR 11 T.Austin, CB 23 N.Robey, DB 24 B.Countess, RB 34 M.Brown, S 41 M.Christian, LS 44 J.McQuaide, CB 47 K.Peterson, OLB 50 S.Ebukam, OLB 53 C.Thompson, LB 54 B.Hager, LB 55 C.Lynch, T 63 D.Williams, C 66 A.Blythe, TE 81 G.Everett, WR 83 J.Reynolds, TE 86 D.Carrier, WR 88 M.Thomas, DT 92 T.Smart, DT 95 T.Walker, DE 97 M.Fox

Substitutions

K 4 R.Succop, P 6 B.Kern, WR 13 T.Taylor, WR 14 E.Weems, S 21 D.Searcy, RB 22 D.Henry, CB 24 K.Reed, RB 32 D.Fluellen, DB 35 C.Riley, S 41 B.Trawick, LS 48 B.Brinkley, LB 50 N.Palmer, LB 53 D.Bates, LB 55 J.Brown, C/G 62 B.Schwenke, G/T 71 D.Kelly, TE 82 D.Walker, WR 87 E.Decker, TE 89 P.Supernaw, OLB 92 K.Dodd, OLB 93 E.Walden, DL 94 A.Johnson, DL 97 K.Klug

Did Not Play

QB 14 S.Mannion

Did Not Play

QB 16 M.Cassel

Not Active

RB 25 L.Dunbar, LB 26 M.Barron, DB 27 I.Johnson, RB 33 J.Davis, LB 59 K.Edebali, T 73 C.Lucas, OLB 96 M.Longacre

Not Active

QB 3 B.Weeden, DB 20 D.Hurst, CB 26 L.Ryan, OLB 44 J.Carraway, G/C 61 C.Levin, WR 83 H.Douglas, DE 95 D.King

Field Goals (made () & missed)

| | | | | | | | | |
|----------|------------------|------|----------|----|---------------------|---|----|-------|
| S.Ficken | | 36RU | R.Succop | | (25) (37) 45WR (27) | | | |
| | | | 1 | 2 | 3 | 4 | OT | Total |
| VISITOR: | Los Angeles Rams | | 6 | 7 | 7 | 7 | 0 | 27 |
| HOME: | Tennessee Titans | | 3 | 10 | 7 | 3 | 0 | 23 |

Scoring Plays

| Team | Qtr | Time | Play Description (Extra Point) (Drive Info) | Visitor | Home |
|--------|-----|-------|--|---------|------|
| Rams | 1 | 8:54 | T.Gurley 3 yd. pass from J.Goff (kick failed, wr) (4-53, 2:07) | 6 | 0 |
| Titans | 1 | 1:13 | R.Succop 25 yd. Field Goal (14-62, 7:41) | 6 | 3 |
| Titans | 2 | 5:20 | W.Woodyard 4 yd. fumble return (R.Succop kick) | 6 | 10 |
| Rams | 2 | 4:24 | T.Gurley 80 yd. pass from J.Goff (S.Ficken kick) (2-79, 0:56) | 13 | 10 |
| Titans | 2 | 0:19 | R.Succop 37 yd. Field Goal (11-56, 4:05) | 13 | 13 |
| Rams | 3 | 6:40 | S.Watkins 3 yd. pass from J.Goff (S.Ficken kick) (7-65, 2:57) | 20 | 13 |
| Titans | 3 | 4:23 | D.Murray 6 yd. run (R.Succop kick) (5-44, 2:17) | 20 | 20 |
| Titans | 4 | 14:46 | R.Succop 27 yd. Field Goal (9-64, 3:40) | 20 | 23 |
| Rams | 4 | 11:51 | C.Kupp 14 yd. pass from J.Goff (S.Ficken kick) (6-68, 2:55) | 27 | 23 |

Paid Attendance: 60,097

Time: 3:20

Los Angeles Rams vs Tennessee Titans

12/24/2017 at Nissan Stadium

Final Team Statistics

| | Visitor Rams | Home Titans |
|---|-----------------|----------------|
| TOTAL FIRST DOWNS | 20 | 19 |
| By Rushing | 5 | 5 |
| By Passing | 14 | 12 |
| By Penalty | 1 | 2 |
| THIRD DOWN EFFICIENCY | 6-14-43% | 3-12-25% |
| FOURTH DOWN EFFICIENCY | 1-2-50% | 0-1-0% |
| TOTAL NET YARDS | 402 | 366 |
| Total Offensive Plays (inc. times thrown passing) | 66 | 66 |
| Average gain per offensive play | 6.1 | 5.5 |
| NET YARDS RUSHING | 116 | 97 |
| Total Rushing Plays | 26 | 26 |
| Average gain per rushing play | 4.5 | 3.7 |
| Tackles for a loss-number and yards | 4-10 | 1-2 |
| NET YARDS PASSING | 286 | 269 |
| Times thrown - yards lost attempting to pass | 1-15 | 1-6 |
| Gross yards passing | 301 | 275 |
| PASS ATTEMPTS-COMPLETIONS-HAD INTERCEPTED | 39-22-0 | 39-22-1 |
| Avg gain per pass play (inc.# thrown passing) | 7.2 | 6.7 |
| KICKOFFS Number-In End Zone-Touchbacks | 5-4-2 | 6-6-2 |
| PUNTS Number and Average | 4-50.0 | 4-36.3 |
| Had Blocked | 0 | 0 |
| FGs - PATs Had Blocked | 0-0 | 0-0 |
| Net Punting Average | 42.0 | 35.5 |
| TOTAL RETURN YARDAGE (Not Including Kickoffs) | 5 | 12 |
| No. and Yards Punt Returns | 1-3 | 2-12 |
| No. and Yards Kickoff Returns | 4-87 | 3-109 |
| No. and Yards Interception Returns | 1-2 | 0-0 |
| PENALTIES Number and Yards | 5-44 | 5-54 |
| FUMBLES Number and Lost | 2-1 | 1-0 |
| TOUCHDOWNS | 4 | 2 |
| Rushing | 0 | 1 |
| Passing | 4 | 0 |
| Fumbles | 0 | 1 |
| EXTRA POINTS Made-Attempts | 3-4 | 2-2 |
| Kicking Made-Attempts | 3-4 | 2-2 |
| FIELD GOALS Made-Attempts | 0-1 | 3-4 |
| RED ZONE EFFICIENCY | 3-4-75% | 1-4-25% |
| GOAL TO GO EFFICIENCY | 2-3-67% | 0-1-0% |
| SAFETIES | 0 | 0 |
| FINAL SCORE | 27 | 23 |
| TIME OF POSSESSION | 30:04 | 29:56 |

Final Individual Statistics

| Los Angeles Rams | | | | | | | | | Tennessee Titans | | | | | | | | |
|------------------|-----|-----|------|-------|----|---------------|-----------------|-----------------|------------------|-----|------|---------|-------|------|----|----|------|
| RUSHING | | | | | | RUSHING | | | | | | RUSHING | | | | | |
| | ATT | YDS | AVG | LG | TD | | | | | | | ATT | YDS | AVG | LG | TD | |
| T.Gurley | 22 | 118 | 5.4 | 34 | 0 | D.Murray | | | | | | 15 | 48 | 3.2 | 9 | 1 | |
| M.Brown | 1 | 4 | 4.0 | 4 | 0 | D.Henry | | | | | | 8 | 25 | 3.1 | 10 | 0 | |
| J.Goff | 3 | -6 | -2.0 | 2 | 0 | M.Mariota | | | | | | 3 | 24 | 8.0 | 14 | 0 | |
| Total | 26 | 116 | 4.5 | 34 | 0 | Total | | | | | | 26 | 97 | 3.7 | 14 | 1 | |
| PASSING | | | | | | | | | PASSING | | | | | | | | |
| | ATT | CMP | YDS | SK/YD | TD | LG | IN | RT | | ATT | CMP | YDS | SK/YD | TD | LG | IN | RT |
| J.Goff | 38 | 22 | 301 | 1/15 | 4 | 80 | 0 | 118.4 | M.Mariota | 39 | 22 | 275 | 1/6 | 0 | 37 | 1 | 67.8 |
| J.Hekker | 1 | 0 | 0 | 0/0 | 0 | 0 | 0 | 39.6 | | | | | | | | | |
| Total | 39 | 22 | 301 | 1/15 | 4 | 80 | 0 | 115.4 | Total | 39 | 22 | 275 | 1/6 | 0 | 37 | 1 | 67.8 |
| PASS RECEIVING | | | | | | | | PASS RECEIVING | | | | | | | | | |
| | TAR | REC | YDS | AVG | LG | TD | | | TAR | REC | YDS | AVG | LG | TD | | | |
| T.Gurley | 13 | 10 | 158 | 15.8 | 80 | 2 | C.Davis | | 9 | 6 | 91 | 15.2 | 37 | 0 | | | |
| C.Kupp | 6 | 4 | 65 | 16.3 | 34 | 1 | E.Decker | | 10 | 6 | 73 | 12.2 | 25 | 0 | | | |
| R.Woods | 8 | 3 | 33 | 11.0 | 13 | 0 | D.Walker | | 5 | 3 | 33 | 11.0 | 15 | 0 | | | |
| S.Watkins | 7 | 3 | 30 | 10.0 | 16 | 1 | D.Murray | | 4 | 3 | 11 | 3.7 | 4 | 0 | | | |
| T.Higbee | 2 | 2 | 15 | 7.5 | 10 | 0 | R.Matthews | | 4 | 2 | 48 | 24.0 | 25 | 0 | | | |
| M.Thomas | 1 | 0 | 0 | 0.0 | 0 | 0 | J.Smith | | 2 | 1 | 13 | 13.0 | 13 | 0 | | | |
| J.Reynolds | 1 | 0 | 0 | 0.0 | 0 | 0 | D.Henry | | 1 | 1 | 6 | 6.0 | 6 | 0 | | | |
| | | | | | | | T.Taylor | | 1 | 0 | 0 | 0.0 | 0 | 0 | | | |
| | | | | | | | D.Fluellen | | 1 | 0 | 0 | 0.0 | 0 | 0 | | | |
| Total | 38 | 22 | 301 | 13.7 | 80 | 4 | Total | | 37 | 22 | 275 | 12.5 | 37 | 0 | | | |
| INTERCEPTIONS | | | | | | INTERCEPTIONS | | | | | | | | | | | |
| | NO | YDS | AVG | LG | TD | | | | | | | NO | YDS | AVG | LG | TD | |
| C.Littleton | 1 | 2 | 2.0 | 2 | 0 | | | | | | | | | | | | |
| Total | 1 | 2 | 2.0 | 2 | 0 | Total | | | | | | 0 | 0 | 0 | 0 | 0 | |
| PUNTING | | | | | | | | PUNTING | | | | | | | | | |
| | NO | YDS | AVG | NET | TB | IN20 | LG | | NO | YDS | AVG | NET | TB | IN20 | LG | | |
| J.Hekker | 4 | 200 | 50.0 | 42.0 | 1 | 1 | 57 | B.Kern | 4 | 145 | 36.3 | 35.5 | 0 | 2 | 62 | | |
| Total | 4 | 200 | 50.0 | 42.0 | 1 | 1 | 57 | Total | 4 | 145 | 36.3 | 35.5 | 0 | 2 | 62 | | |
| PUNT RETURNS | | | | | | | | PUNT RETURNS | | | | | | | | | |
| | NO | YDS | AVG | FC | LG | TD | | | NO | YDS | AVG | FC | LG | TD | | | |
| P.Cooper | 1 | 3 | 3.0 | 1 | 3 | 0 | A.Jackson | | 2 | 12 | 6.0 | 0 | 11 | 0 | | | |
| [OUT OF BOUNDS] | 2 | 0 | 0.0 | 0 | 0 | 0 | [OUT OF BOUNDS] | | 1 | 0 | 0.0 | 0 | 0 | 0 | | | |
| | | | | | | | [TOUCHBACK] | | 1 | 0 | 0.0 | 0 | 0 | 0 | | | |
| Total | 1 | 3 | 3.0 | 1 | 3 | 0 | Total | | 2 | 12 | 6.0 | 0 | 11 | 0 | | | |
| KICKOFF RETURNS | | | | | | | | KICKOFF RETURNS | | | | | | | | | |
| | NO | YDS | AVG | FC | LG | TD | | | NO | YDS | AVG | FC | LG | TD | | | |
| P.Cooper | 4 | 87 | 21.8 | 0 | 28 | 0 | A.Jackson | | 3 | 109 | 36.3 | 0 | 57 | 0 | | | |
| [TOUCHBACK] | 2 | 0 | 0.0 | 0 | 0 | 0 | [TOUCHBACK] | | 2 | 0 | 0.0 | 0 | 0 | 0 | | | |
| Total | 4 | 87 | 21.8 | 0 | 28 | 0 | Total | | 3 | 109 | 36.3 | 0 | 57 | 0 | | | |

Los Angeles Rams

| FUMBLES | FUM | LOST | OWN-REC | YDS | TD | FORCED | OPP-REC | YDS | TD | OUT-BDS |
|-------------|-----|------|---------|-----|----|--------|---------|-----|----|---------|
| J.Goff | 2 | 1 | 0 | 0 | 0 | 0 | 0 | 0 | 0 | 0 |
| A.Whitworth | 0 | 0 | 1 | 0 | 0 | 0 | 0 | 0 | 0 | 0 |
| A.Donald | 0 | 0 | 0 | 0 | 0 | 1 | 0 | 0 | 0 | 0 |
| Total | 2 | 1 | 1 | 0 | 0 | 1 | 0 | 0 | 0 | 0 |

Tennessee Titans

| FUMBLES | FUM | LOST | OWN-REC | YDS | TD | FORCED | OPP-REC | YDS | TD | OUT-BDS |
|------------|-----|------|---------|-----|----|--------|---------|-----|----|---------|
| M.Mariota | 1 | 0 | 1 | 0 | 0 | 0 | 0 | 0 | 0 | 0 |
| J.Casey | 0 | 0 | 0 | 0 | 0 | 1 | 0 | 0 | 0 | 0 |
| W.Woodyard | 0 | 0 | 0 | 0 | 0 | 0 | 1 | 4 | 1 | 0 |
| Total | 1 | 0 | 1 | 0 | 0 | 1 | 1 | 4 | 1 | 0 |

Play By Play

First Quarter

12/24/2017

TEN wins the coin toss and elects to defer. LA elects to Receive, and TEN elects to defend the north goal.

R.Succop kicks 67 yards from TEN 35 to LA -2. P.Cooper to LA 10 for 12 yards (N.Palmer).

Los Angeles Rams at 15:00, (1st play from scrimmage 14:54)

| | | |
|--------------------|--|----|
| 1-10-LA 10 | (14:54) T.Gurley right guard to LA 17 for 7 yards (A.Williamson). | |
| 2-3-LA 17 | (14:18) (Shotgun) J.Goff pass short left to S.Watkins pushed ob at LA 28 for 11 yards (T.Smith). | P1 |
| <u>1-10-LA 28</u> | (13:43) J.Goff pass short right to T.Gurley to LA 47 for 19 yards (J.Casey). | P2 |
| <u>1-10-LA 47</u> | (13:09) (No Huddle, Shotgun) J.Goff pass short right to T.Higbee pushed ob at TEN 48 for 5 yards (W.Woodyard). | |
| 2-5-TEN 48 | (12:35) J.Goff pass short middle to S.Watkins to TEN 32 for 16 yards (T.Smith; K.Byard). | P3 |
| <u>1-10-TEN 32</u> | (12:07) (No Huddle, Shotgun) J.Goff pass incomplete short left to S.Watkins. | |
| 2-10-TEN 32 | (12:03) (Shotgun) J.Goff pass incomplete short right. | |
| 3-10-TEN 32 | (11:55) (Shotgun) J.Goff pass incomplete short right to T.Gurley. | |
| 4-10-TEN 32 | (11:47) (Punt formation) Penalty on LA-J.Hekker, Delay of Game, declined. | |
| 4-10-TEN 32 | (11:47) (Punt formation) J.Hekker pass incomplete deep right to M.Thomas (C.Riley). | |

Tennessee Titans at 11:41

| | | |
|-------------|--|--|
| 1-10-TEN 33 | (11:41) D.Murray left tackle to TEN 35 for 2 yards (M.Brockers; A.Ogletree). | |
| 2-8-TEN 35 | (11:11) (No Huddle) M.Mariota pass deep left intended for R.Matthews INTERCEPTED by C.Littleton at LA 45. C.Littleton to LA 47 for 2 yards (R.Matthews). | |

Los Angeles Rams at 11:01

| | | |
|--------------------|---|----|
| 1-10-LA 47 | (11:01) J.Goff pass short middle to T.Gurley to TEN 42 for 11 yards (K.Byard). | P4 |
| <u>1-10-TEN 42</u> | (10:18) J.Goff pass deep left to C.Kupp ran ob at TEN 8 for 34 yards. | P5 |
| <u>1-8-TEN 8</u> | (9:57) (No Huddle) PENALTY on TEN, Defensive 12 On-field, 4 yards, enforced at TEN 8 - No Play. | |
| 1-4-TEN 4 | (9:32) (Shotgun) T.Gurley right guard to TEN 3 for 1 yard (A.Johnson; K.Dodd). | |
| 2-3-TEN 3 | (8:56) (Shotgun) J.Goff pass short right to T.Gurley for 3 yards, TOUCHDOWN. | P6 |
| | S.Ficken extra point is No Good, Wide Right, Center-J.McQuaide, Holder-J.Hekker. | |

LA 6 TEN 0, 4 plays, 53 yards, 1 penalty, 2:07 drive, 6:06 elapsed

S.Ficken kicks 65 yards from LA 35 to TEN 0. A.Jackson to TEN 31 for 31 yards (S.Ebukam).

Tennessee Titans at 8:54, (1st play from scrimmage 8:48)

| | | |
|-------------------|--|----|
| 1-10-TEN 31 | (8:48) D.Murray right tackle pushed ob at TEN 33 for 2 yards (R.Quinn; T.Johnson). | |
| 2-8-TEN 33 | (8:08) (Shotgun) D.Murray left tackle to TEN 35 for 2 yards (M.Brockers; C.Barwin). | |
| 3-6-TEN 35 | (7:29) (Shotgun) M.Mariota pass deep middle to C.Davis to LA 47 for 18 yards (T.Hill). | P1 |
| | Penalty on LA-R.Quinn, Defensive Offside, declined. | |
| <u>1-10-LA 47</u> | (7:02) M.Mariota pass short right to J.Smith to LA 34 for 13 yards (J.Johnson). | P2 |
| <u>1-10-LA 34</u> | (6:25) D.Murray left end to LA 25 for 9 yards (L.Joyner). | |
| 2-1-LA 25 | (5:46) D.Henry left guard to LA 19 for 6 yards (J.Johnson). | R3 |
| <u>1-10-LA 19</u> | (5:04) (Shotgun) M.Mariota pass incomplete deep left to J.Smith. | |
| 2-10-LA 19 | (4:58) (Shotgun) M.Mariota pass short right to E.Decker to LA 6 for 13 yards (L.Joyner). | P4 |
| <u>1-6-LA 6</u> | (4:15) M.Mariota pass short left to E.Decker to LA 1 for 5 yards (T.Hill). Los Angeles Rams challenged the runner was down by contact ruling, and the play was Upheld. The ruling on the field was confirmed. (Timeout #1.) | |
| 2-1-LA 1 | (3:32) D.Henry up the middle to LA 1 for no gain (M.Christian; A.Ogletree). | |
| 3-1-LA 1 | (2:56) M.Mariota pass incomplete short middle to D.Walker. | |
| | PENALTY on LA-R.Quinn, Defensive Holding, 0 yards, enforced at LA 1 - No Play. | X5 |
| <u>1-1-LA 1</u> | (2:51) PENALTY on TEN-L.Stocker, False Start, 4 yards, enforced at LA 1 - No Play. | |
| 1-5-LA 5 | (2:51) M.Mariota sacked at LA 11 for -6 yards (C.Littleton). | |
| 2-11-LA 11 | (2:09) (Shotgun) M.Mariota pass short right to C.Davis to LA 7 for 4 yards (T.Johnson). | |
| 3-7-LA 7 | (1:23) (Shotgun) M.Mariota pass incomplete short right to D.Walker (A.Ogletree). | |
| 4-7-LA 7 | (1:17) (Field Goal formation) R.Succop 25 yard field goal is GOOD, Center-B.Brinkley, Holder-B.Kern. | |

LA 6 TEN 3, 14 plays, 62 yards, 1 penalty, 7:41 drive, 13:47 elapsed

R.Succop kicks 69 yards from TEN 35 to LA -4. P.Cooper to LA 21 for 25 yards (N.Palmer).

Los Angeles Rams at 1:13, (1st play from scrimmage 1:07)

| | | |
|------------|--|--|
| 1-10-LA 21 | (1:07) T.Gurley right guard to LA 20 for -1 yards (J.Cyprien). | |
| 2-11-LA 20 | (:24) (Shotgun) J.Goff pass short right to R.Woods ran ob at LA 31 for 11 yards. Tennessee challenged the first down ruling, and the play was REVERSED. | |

Los Angeles Rams vs Tennessee Titans at Nissan Stadium

(Shotgun) J.Goff pass short right to R.Woods ran ob at LA 30 for 10 yards.

| END OF QUARTER | Score | Time | First Downs | | | | Efficiencies | |
|------------------|-------|------|-------------|---|---|---|--------------|--------|
| | | Poss | R | P | X | T | 3 Down | 4 Down |
| Los Angeles Rams | 6 | 6:39 | 0 | 6 | 0 | 6 | 0/1 | 0/1 |
| Tennessee Titans | 3 | 8:21 | 1 | 3 | 1 | 5 | 1/2 | 0/0 |

Play By Play

Second Quarter

12/24/2017

Los Angeles Rams continued.

| | | |
|--------------------|--|-----|
| 3-1-LA 30 | (15:00) T.Gurley left guard to LA 32 for 2 yards (B.Orakpo). | R7 |
| <u>1-10-LA 32</u> | (14:24) T.Gurley left end to LA 36 for 4 yards (W.Woodyard). | |
| 2-6-LA 36 | (13:40) T.Gurley left guard to LA 46 for 10 yards (T.Smith). | R8 |
| <u>1-10-LA 46</u> | (13:15) (No Huddle, Shotgun) J.Goff pass short left to T.Gurley pushed ob at 50 for 4 yards (W.Woodyard). | |
| 2-6-50 | (12:41) (Shotgun) J.Goff pass incomplete short left to S.Watkins. | |
| 3-6-50 | (12:37) (Shotgun) J.Goff pass short left to R.Woods to TEN 40 for 10 yards (J.Brown). | P9 |
| <u>1-10-TEN 40</u> | (12:08) (No Huddle, Shotgun) J.Goff pass incomplete short right to R.Woods (A.Jackson). | |
| 2-10-TEN 40 | (12:02) (Shotgun) T.Gurley up the middle to TEN 33 for 7 yards (A.Williamson). | |
| 3-3-TEN 33 | (11:21) (Shotgun) J.Goff pass short left to T.Higbee to TEN 23 for 10 yards (J.Brown). | P10 |
| <u>1-10-TEN 23</u> | (10:41) (Shotgun) J.Goff pass short middle to T.Gurley pushed ob at TEN 7 for 16 yards (T.Smith). | P11 |
| <u>1-7-TEN 7</u> | (10:07) (Shotgun) T.Gurley up the middle to TEN 4 for 3 yards (J.Cyprien; J.Casey). | |
| 2-4-TEN 4 | (9:23) T.Gurley up the middle to TEN 3 for 1 yard (J.Casey; S.Williams). | |
| 3-3-TEN 3 | (8:39) (Shotgun) J.Goff sacked at TEN 12 for -9 yards. FUMBLES [K.Byard], recovered by LA-A.Whitworth at TEN 18. A.Whitworth to TEN 18 for no gain (S.Williams). | |
| 4-18-TEN 18 | (7:57) (Field Goal formation) S.Ficken 36 yard field goal is No Good, Hit Right Upright, Center-J.McQuaide, Holder-J.Hekker. | |

Tennessee Titans at 7:52

| | | |
|--------------------|--|----|
| 1-10-TEN 26 | (7:52) D.Henry left guard to TEN 30 for 4 yards (T.Walker). | |
| 2-6-TEN 30 | (7:15) M.Mariota pass short left to D.Murray to TEN 33 for 3 yards (T.Walker) [R.Quinn]. | |
| | PENALTY on LA-R.Quinn, Roughing the Passer, 15 yards, enforced at TEN 33. | X6 |
| <u>1-10-TEN 48</u> | (6:45) (Shotgun) M.Mariota pass short left to D.Walker ran ob at LA 46 for 6 yards. | |
| 2-4-LA 46 | (6:21) (Shotgun) D.Murray up the middle to LA 44 for 2 yards (A.Ogletree; M.Brockers). | |
| 3-2-LA 44 | (5:36) (Shotgun) M.Mariota pass incomplete short left to D.Murray (A.Ogletree). | |
| 4-2-LA 44 | (5:36) (Punt formation) B.Kern punts 33 yards to LA 11, Center-B.Brinkley, fair catch by P.Cooper. | |

Los Angeles Rams at 5:24

| | |
|------------|--|
| 1-10-LA 11 | (5:24) J.Goff right guard to LA 7 for -4 yards (J.Casey). FUMBLES (J.Casey), RECOVERED by TEN-W.Woodyard at LA 4. W.Woodyard for 4 yards, TOUCHDOWN. |
|------------|--|

Tennessee Titans at 5:20

R.Succop extra point is GOOD, Center-B.Brinkley, Holder-B.Kern.

LA 6 TEN 10, 0 plays, 4 yards, 0:00 drive , 9:40 elapsed

R.Succop kicks 66 yards from TEN 35 to LA -1. P.Cooper pushed ob at LA 21 for 22 yards (N.Palmer).

Los Angeles Rams at 5:20, (1st play from scrimmage 5:14)

| | | |
|------------|--|-----|
| 1-10-LA 21 | (5:14) T.Gurley right guard to LA 20 for -1 yards (E.Walden; J.Cyprien). | |
| 2-11-LA 20 | (4:38) (Shotgun) J.Goff pass short left to T.Gurley for 80 yards, TOUCHDOWN. | P12 |
| | S.Ficken extra point is GOOD, Center-J.McQuaide, Holder-J.Hekker. | |

LA 13 TEN 10, 2 plays, 79 yards, 0:56 drive, 10:36 elapsed

S.Ficken kicks 65 yards from LA 35 to end zone, Touchback.

Tennessee Titans at 4:24

| | | |
|--------------------|---|----|
| 1-10-TEN 25 | (4:24) (Shotgun) M.Mariota pass incomplete short left to R.Matthews (T.Hill). | |
| 2-10-TEN 25 | (4:20) D.Henry right guard to TEN 35 for 10 yards (T.Johnson). | R7 |
| <u>1-10-TEN 35</u> | (3:37) D.Murray up the middle to TEN 38 for 3 yards (J.Johnson). | |
| 2-7-TEN 38 | (2:58) (Shotgun) M.Mariota scrambles left end pushed ob at LA 48 for 14 yards (L.Joyner). | R8 |
| <u>1-10-LA 48</u> | (2:27) (Shotgun) D.Murray right tackle to LA 48 for no gain (A.Donald). | |

Two-Minute Warning

| | | |
|-------------------|--|-----|
| 2-10-LA 48 | (2:00) (Shotgun) M.Mariota pass short left to C.Davis to LA 37 for 11 yards (T.Hill). | P9 |
| <u>1-10-LA 37</u> | (1:20) (Shotgun) M.Mariota pass short middle to D.Walker pushed ob at LA 22 for 15 yards (T.Hill). | P10 |
| <u>1-10-LA 22</u> | (1:13) (No Huddle, Shotgun) D.Murray right guard to LA 21 for 1 yard (E.Westbrooks; C.Littleton). | |
| 2-9-LA 21 | (:46) (Shotgun) M.Mariota to LA 27 for -6 yards (A.Donald). FUMBLES (A.Donald), and recovers at LA 22. M.Mariota to LA 19 for 3 yards (T.Hill). Timeout #1 by TEN at 00:33. | |
| 3-7-LA 19 | (:33) (Shotgun) M.Mariota pass incomplete short right. | |
| 4-7-LA 19 | (:24) (Field Goal formation) R.Succop 37 yard field goal is GOOD, Center-B.Brinkley, Holder-B.Kern. | |

Los Angeles Rams vs Tennessee Titans at Nissan Stadium

LA 13 TEN 13, 11 plays, 56 yards, 4:05 drive, 14:41 elapsed

R.Succop kicks 65 yards from TEN 35 to end zone, Touchback.

Los Angeles Rams at 0:19

1-10-LA 25 (:19) J.Goff kneels to LA 24 for -1 yards.

END OF QUARTER

| | Score | Time Poss | First Downs | | | | Efficiencies | |
|------------------|-------|--------------|-------------|---|---|---|--------------|--------|
| | | | R | P | X | T | 3 Down | 4 Down |
| Los Angeles Rams | 13 | 8:27 | 2 | 4 | 0 | 6 | 3/4 | 0/0 |
| Tennessee Titans | 13 | 6:33 | 2 | 2 | 1 | 5 | 0/2 | 0/0 |

12/24/2017 at Nissan Stadium

PERIOD SCORES

TIME OF POSSESSION

Scoring Plays

| | Los Angeles Rams | Tennessee Titans |
|--|------------------|------------------|
| TOTAL FIRST DOWNS | 12 | 10 |
| First Downs Rushing-Passing-by Penalty | 2 - 10 - 0 | 3 - 5 - 2 |
| THIRD DOWN EFFICIENCY | 3-5-60% | 1-4-25% |
| TOTAL NET YARDS | 239 | 139 |
| Total Offensive Plays | 32 | 30 |
| NET YARDS RUSHING | 25 | 57 |
| NET YARDS PASSING | 214 | 82 |
| Gross Yards Passing | 229 | 88 |
| Times thrown-yards lost attempting to pass | 1-15 | 1-6 |
| Pass Attempts-Completions-Had Intercepted | 19 - 13 - 0 | 15 - 9 - 1 |
| Punts-Number and Average | 0 - 0 | 1 - 33 |
| Penalties-Number and Yards | 2 - 15 | 2 - 8 |
| Fumbles-Number and Lost | 2 - 1 | 1 - 0 |
| Red Zone Efficiency | 1-2-50% | 0-2-0% |
| Average Drive Start | LA 22 | TEN 29 |

[illegible]

Third Quarter

12/24/2017

Play By Play

TEN elects to Receive, and LA elects to defend the South goal.

S.Ficken kicks 55 yards from LA 35 to TEN 10. A.Jackson to TEN 31 for 21 yards (B.Hager; S.Ficken). LA-M.Christian was injured during the play. His return is Questionable.

Tennessee Titans at 15:00, (1st play from scrimmage 14:53)

- 1-10-TEN 31 (14:53) D.Murray right guard to TEN 34 for 3 yards (C.Littleton; J.Johnson).
- 2-7-TEN 34 (14:17) D.Henry right guard to TEN 35 for 1 yard (J.Johnson).
- 3-6-TEN 35 (13:37) (Shotgun) M.Mariota pass incomplete short right to D.Walker (M.Brockers).
- 4-6-TEN 35 (13:32) (Punt formation) B.Kern punts 20 yards to LA 45, Center-B.Brinkley, out of bounds.

Los Angeles Rams at 13:23

- 1-10-LA 45 (13:23) J.Goff pass incomplete short middle to S.Watkins [D.Morgan].
- 2-10-LA 45 (13:17) (Shotgun) J.Goff pass incomplete deep left to C.Kupp [B.Orakpo].
PENALTY on LA-A.Whitworth, Offensive Holding, 10 yards, enforced at LA 45 - No Play.
- 2-20-LA 35 (13:11) (Shotgun) J.Goff pass incomplete short middle to T.Gurley.
- 3-20-LA 35 (13:05) (Shotgun) T.Gurley right tackle to LA 42 for 7 yards (B.Orakpo; J.Brown).
- 4-13-LA 42 (12:31) (Punt formation) J.Hekker punts 52 yards to TEN 6, Center-J.McQuaide. A.Jackson pushed ob at TEN 17 for 11 yards (C.Lynch).
PENALTY on LA-P.Cooper, Face Mask (15 Yards), 15 yards, enforced at TEN 17.

Tennessee Titans at 12:21

- 1-10-TEN 32 (12:21) M.Mariota pass deep middle to C.Davis to LA 31 for 37 yards (L.Joyner). P11
Penalty on LA-T.Hill, Defensive Holding, declined.
- 1-10-LA 31 (11:49) D.Murray right tackle to LA 27 for 4 yards (M.Brockers).
- 2-6-LA 27 (11:12) (Shotgun) D.Henry right end to LA 29 for -2 yards (C.Thompson).
- 3-8-LA 29 (10:29) (Shotgun) M.Mariota pass short left to C.Davis to LA 27 for 2 yards (T.Hill) [C.Littleton].
- 4-6-LA 27 (9:43) (Field Goal formation) R.Succop 45 yard field goal is No Good, Wide Right, Center-B.Brinkley, Holder-B.Kern.

Los Angeles Rams at 9:37

- 1-10-LA 35 (9:37) J.Goff pass short left to T.Gurley pushed ob at LA 44 for 9 yards (A.Williamson).
- 2-1-LA 44 (9:01) T.Gurley right tackle to TEN 22 for 34 yards (K.Byard). R13
- 1-10-TEN 22 (8:22) (Shotgun) J.Goff pass incomplete deep right to R.Woods.
- 2-10-TEN 22 (8:16) J.Goff pass short right to T.Gurley to TEN 15 for 7 yards (J.Casey).
- 3-3-TEN 15 (7:41) (Shotgun) J.Goff scrambles up the middle to TEN 12 for 3 yards (B.Orakpo).
Tennessee challenged the first down ruling, and the play was REVERSED.
(Shotgun) J.Goff scrambles up the middle to TEN 13 for 2 yards (B.Orakpo).
- 4-1-TEN 13 (7:14) T.Gurley left tackle pushed ob at TEN 3 for 10 yards (K.Byard). R14
- 1-3-TEN 3 (6:44) J.Goff pass short right to S.Watkins for 3 yards, TOUCHDOWN. P15
S.Ficken extra point is GOOD, Center-J.McQuaide, Holder-J.Hekker.

LA 20 TEN 13, 7 plays, 65 yards, 2:57 drive, 8:20 elapsed

S.Ficken kicks 66 yards from LA 35 to TEN -1. A.Jackson pushed ob at LA 44 for 57 yards (J.Johnson).

Tennessee Titans at 6:40, (1st play from scrimmage 6:28)

- 1-10-LA 44 (6:28) (Shotgun) M.Mariota pass incomplete short left to C.Davis.
- 2-10-LA 44 (6:23) (Shotgun) M.Mariota pass short middle to D.Murray to LA 40 for 4 yards (C.Littleton; A.Ogletree).
- 3-6-LA 40 (5:37) (No Huddle, Shotgun) M.Mariota pass short right to R.Matthews to LA 15 for 25 yards (L.Joyner) [E.Westbrooks]. P12
- 1-10-LA 15 (4:51) (Shotgun) M.Mariota pass short left to E.Decker to LA 6 for 9 yards (N.Robey).
- 2-1-LA 6 (4:28) (No Huddle, Shotgun) D.Murray right tackle for 6 yards, TOUCHDOWN. R13
R.Succop extra point is GOOD, Center-B.Brinkley, Holder-B.Kern.

LA 20 TEN 20, 5 plays, 44 yards, 2:17 drive, 10:37 elapsed

R.Succop kicks 65 yards from TEN 35 to end zone, Touchback.

Los Angeles Rams at 4:23

- 1-10-LA 25 (4:23) J.Goff pass incomplete short middle to C.Kupp (D.Morgan).
Timeout #1 by LA at 04:20.
- 2-10-LA 25 (4:20) (Run formation) T.Gurley up the middle to LA 30 for 5 yards (J.Casey; D.Morgan).
- 3-5-LA 30 (3:40) (Shotgun) J.Goff pass incomplete short middle to C.Kupp.
- 4-5-LA 30 (3:32) (Punt formation) J.Hekker punts 43 yards to TEN 27, Center-J.McQuaide, out of bounds.

Tennessee Titans at 3:26

Los Angeles Rams vs Tennessee Titans at Nissan Stadium

| | | |
|-------------------|---|-----|
| 1-10-TEN 27 | (3:26) (Shotgun) D.Murray left tackle to TEN 30 for 3 yards (C.Barwin). | |
| 2-7-TEN 30 | (2:50) (No Huddle, Shotgun) M.Mariota pass short middle to E.Decker pushed ob at LA 45 for 25 yards (T.Hill). | P14 |
| <u>1-10-LA 45</u> | (2:21) (No Huddle, Shotgun) M.Mariota pass incomplete short middle to E.Decker. | |
| 2-10-LA 45 | (2:17) (Shotgun) M.Mariota pass short right to E.Decker pushed ob at LA 38 for 7 yards (T.Johnson). | |
| 3-3-LA 38 | (1:50) (No Huddle, Shotgun) M.Mariota pass short left to R.Matthews to LA 15 for 23 yards (L.Joyner). | P15 |
| <u>1-10-LA 15</u> | (1:06) (Shotgun) D.Henry up the middle to LA 10 for 5 yards (C.Barwin; J.Johnson). | |
| 2-5-LA 10 | (:45) (No Huddle, Shotgun) D.Henry left guard to LA 9 for 1 yard (J.Johnson). | |

END OF QUARTER

| | Score | Time Poss | First Downs | | | | Efficiencies | |
|------------------|-------|--------------|-------------|---|---|---|--------------|--------|
| | | | R | P | X | T | 3 Down | 4 Down |
| Los Angeles Rams | 20 | 4:56 | 2 | 1 | 0 | 3 | 0/3 | 1/1 |
| Tennessee Titans | 20 | 10:04 | 1 | 4 | 0 | 5 | 2/4 | 0/0 |

Play By Play

Fourth Quarter

12/24/2017

Tennessee Titans continued.

3-4-LA 9 (15:00) (Shotgun) M.Mariota pass incomplete short right.

Penalty on TEN-D.Walker, Offensive Holding, declined.

4-4-LA 9 (14:51) (Field Goal formation) R.Succop 27 yard field goal is GOOD, Center-B.Brinkley, Holder-B.Kern.

LA 20 TEN 23, 9 plays, 64 yards, 3:40 drive, 0:14 elapsed

R.Succop kicks 66 yards from TEN 35 to LA -1. P.Cooper to LA 27 for 28 yards (D.Searcy).

PENALTY on TEN-B.Trawick, Illegal Use of Hands, 5 yards, enforced at LA 27.

Los Angeles Rams at 14:46, (1st play from scrimmage 14:35)

1-10-LA 32 (14:35) T.Gurley right guard to LA 41 for 9 yards (E.Walden).

2-1-LA 41 (14:02) J.Goff pass incomplete deep left to C.Kupp.

PENALTY on TEN-B.McCain, Defensive Pass Interference, 31 yards, enforced at LA 41 - No Play.

X16

1-10-TEN 28 (13:56) J.Goff pass short right to T.Gurley pushed ob at TEN 24 for 4 yards (B.Orakpo) [E.Walden].

2-6-TEN 24 (13:20) T.Gurley right tackle to TEN 18 for 6 yards (A.Williamson).

R17

1-10-TEN 18 (12:41) J.Goff pass incomplete short left to R.Woods.

2-10-TEN 18 (12:37) M.Brown left tackle to TEN 14 for 4 yards (A.Williamson; S.Williams).

3-6-TEN 14 (11:57) (Shotgun) J.Goff pass short right to C.Kupp for 14 yards, TOUCHDOWN.

P18

S.Ficken extra point is GOOD, Center-J.McQuaide, Holder-J.Hekker.

LA 27 TEN 23, 6 plays, 68 yards, 1 penalty, 2:55 drive, 3:09 elapsed

S.Ficken kicks 65 yards from LA 35 to end zone, Touchback.

Tennessee Titans at 11:51

1-10-TEN 25 (11:51) M.Mariota pass short left to E.Decker pushed ob at TEN 39 for 14 yards (C.Littleton).

P16

1-10-TEN 39 (11:24) (No Huddle, Shotgun) M.Mariota pass incomplete short right to D.Murray (R.Quinn).

PENALTY on TEN-T.Lewan, Offensive Holding, 10 yards, enforced at TEN 39 - No Play.

1-20-TEN 29 (11:15) M.Mariota pass incomplete short left to E.Decker.

2-20-TEN 29 (11:09) (Shotgun) M.Mariota pass short left to D.Murray to TEN 33 for 4 yards (T.Hill).

3-16-TEN 33 (10:27) (Shotgun) M.Mariota pass incomplete deep middle to T.Taylor (J.Johnson).

4-16-TEN 33 (10:21) (Punt formation) B.Kern punts 62 yards to LA 5, Center-B.Brinkley. P.Cooper to LA 8 for 3 yards (D.Fluellen; T.Smith).

Los Angeles Rams at 10:09

1-10-LA 8 (10:09) PENALTY on LA-A.Whitworth, False Start, 4 yards, enforced at LA 8 - No Play.

1-14-LA 4 (10:09) J.Goff pass incomplete short right to T.Gurley [J.Casey].

2-14-LA 4 (10:04) (Shotgun) J.Goff pass short left to C.Kupp to LA 8 for 4 yards (K.Byard).

3-10-LA 8 (9:20) (Shotgun) J.Goff pass short left to T.Gurley to LA 13 for 5 yards (T.Smith). LA-R.Saffold was injured during the play. His return is Questionable.

4-5-LA 13 (8:47) (Punt formation) J.Hekker punts 57 yards to TEN 30, Center-J.McQuaide. A.Jackson to TEN 31 for 1 yard (J.Reynolds).

Tennessee Titans at 8:34

1-10-TEN 31 (8:34) (Shotgun) M.Mariota pass deep left to C.Davis ran ob at 50 for 19 yards.

P17

1-10-50 (8:21) (No Huddle) M.Mariota pass incomplete short right to E.Decker.

2-10-50 (8:18) (Shotgun) D.Murray left guard to 50 for no gain (T.Hill).

3-10-50 (7:38) (Shotgun) M.Mariota pass incomplete short left to C.Davis.

4-10-50 (7:31) (Punt formation) B.Kern punts 30 yards to LA 20, Center-B.Brinkley, out of bounds.

Los Angeles Rams at 7:22

1-10-LA 20 (7:22) T.Gurley left end to LA 22 for 2 yards (B.Orakpo).

2-8-LA 22 (6:38) (Shotgun) J.Goff pass incomplete short right to S.Watkins.

3-8-LA 22 (6:34) (Shotgun) J.Goff pass short right to R.Woods to LA 35 for 13 yards (J.Brown).

P19

1-10-LA 35 (5:57) J.Goff pass incomplete short left to R.Woods.

2-10-LA 35 (5:52) T.Gurley right guard to LA 40 for 5 yards (E.Walden).

3-5-LA 40 (5:13) (Shotgun) J.Goff pass short left to C.Kupp to TEN 47 for 13 yards (J.Brown; B.McCain).

P20

1-10-TEN 47 (4:30) T.Gurley left end to TEN 48 for -1 yards (B.Orakpo).

2-11-TEN 48 (3:44) (Shotgun) J.Goff pass incomplete deep right to R.Woods.

3-11-TEN 48 (3:39) (Shotgun) J.Goff pass incomplete short right to J.Reynolds [K.Dodd].

4-11-TEN 48 (3:33) (Punt formation) J.Hekker punts 48 yards to end zone, Center-J.McQuaide, Touchback.

Los Angeles Rams vs Tennessee Titans at Nissan Stadium

Tennessee Titans at 3:25

| | | |
|--------------------|--|-----|
| 1-10-TEN 20 | (3:25) (Shotgun) M.Mariota scrambles right end pushed ob at TEN 28 for 8 yards (N.Robey). | |
| 2-2-TEN 28 | (3:16) (Shotgun) D.Murray right guard to TEN 37 for 9 yards (C.Barwin). | R18 |
| <u>1-10-TEN 37</u> | (2:39) (No Huddle, Shotgun) D.Murray right tackle to TEN 39 for 2 yards (C.Littleton; A.Ogletree). TEN-D.Murray was injured during the play. His return is Questionable. | |
| 2-8-TEN 39 | (2:13) (Shotgun) M.Mariota pass short right to D.Walker to LA 49 for 12 yards (C.Littleton). | P19 |
| | Timeout #1 by TEN at 02:05. | |
| <u>1-10-LA 49</u> | (2:05) (Shotgun) M.Mariota pass incomplete deep left to C.Davis. | |

Two-Minute Warning

| | |
|------------|---|
| 2-10-LA 49 | (1:59) (Shotgun) M.Mariota pass incomplete deep left to E.Decker. |
| 3-10-LA 49 | (1:53) (Shotgun) M.Mariota pass short middle to D.Henry to LA 43 for 6 yards (T.Johnson). |
| | Timeout #2 by TEN at 01:45. |
| 4-4-LA 43 | (1:45) (Shotgun) M.Mariota pass incomplete short right to D.Fluellen [C.Barwin]. |

Los Angeles Rams at 1:35

| | |
|------------|--|
| 1-10-LA 44 | (1:35) T.Gurley left guard to LA 47 for 3 yards (T.Smith). |
| | Timeout #3 by TEN at 01:30. |
| 2-7-LA 47 | (1:30) T.Gurley up the middle to LA 49 for 2 yards (S.Williams). |
| | Timeout #2 by LA at 00:45. |
| 3-5-LA 49 | (:45) T.Gurley left guard to TEN 48 for 3 yards (T.Smith). |

END OF QUARTER

| | Score | Time Poss | First Downs | | | | Efficiencies | |
|------------------|-------|--------------|-------------|---|---|---|--------------|--------|
| | | | R | P | X | T | 3 Down | 4 Down |
| Los Angeles Rams | 27 | 10:02 | 1 | 3 | 1 | 5 | 3/6 | 0/0 |
| Tennessee Titans | 23 | 4:58 | 1 | 3 | 0 | 4 | 0/4 | 0/1 |

Los Angeles Rams vs Tennessee Titans
12/24/2017 at Nissan Stadium

Final Defensive Statistics

| Los Angeles Rams | | Regular Defensive Plays | | | | | | | | | | | Special Teams | | | | | Misc | | | |
|------------------|-----------|-------------------------|-----------|----------|----------|----------|----------|----------|----------|----------|----------|--|---------------|----------|----------|----------|----------|----------|----------|----------|----------|
| | TKL | AST | COMB | SK | / YDS | TFL | Q | IN | PD | FF | FR | | TKL | AST | FF | FR | BL | TKL | AST | FF | FR |
| T.Hill | 9 | 0 | 9 | 0 | 0 | 0 | 0 | 0 | 1 | 0 | 0 | | 0 | 0 | 0 | 0 | 0 | 0 | 0 | 0 | 0 |
| J.Johnson | 5 | 2 | 7 | 0 | 0 | 0 | 0 | 0 | 1 | 0 | 0 | | 1 | 0 | 0 | 0 | 0 | 0 | 0 | 0 | 0 |
| C.Littleton | 3 | 4 | 7 | 1 | 6 | 1 | 2 | 1 | 1 | 0 | 0 | | 0 | 0 | 0 | 0 | 0 | 0 | 0 | 0 | 0 |
| L.Joyner | 6 | 0 | 6 | 0 | 0 | 0 | 0 | 0 | 0 | 0 | 0 | | 0 | 0 | 0 | 0 | 0 | 0 | 0 | 0 | 0 |
| T.Johnson | 4 | 1 | 5 | 0 | 0 | 0 | 0 | 0 | 0 | 0 | 0 | | 0 | 0 | 0 | 0 | 0 | 0 | 0 | 0 | 0 |
| A.Ogletree | 0 | 5 | 5 | 0 | 0 | 0 | 0 | 0 | 2 | 0 | 0 | | 0 | 0 | 0 | 0 | 0 | 0 | 0 | 0 | 0 |
| C.Barwin | 2 | 2 | 4 | 0 | 0 | 0 | 1 | 0 | 0 | 0 | 0 | | 0 | 0 | 0 | 0 | 0 | 0 | 0 | 0 | 0 |
| M.Brockers | 1 | 3 | 4 | 0 | 0 | 0 | 0 | 0 | 1 | 0 | 0 | | 0 | 0 | 0 | 0 | 0 | 0 | 0 | 0 | 0 |
| A.Donald | 2 | 0 | 2 | 0 | 0 | 0 | 0 | 0 | 0 | 1 | 0 | | 0 | 0 | 0 | 0 | 0 | 0 | 0 | 0 | 0 |
| T.Walker | 2 | 0 | 2 | 0 | 0 | 0 | 0 | 0 | 0 | 0 | 0 | | 0 | 0 | 0 | 0 | 0 | 0 | 0 | 0 | 0 |
| N.Robey | 2 | 0 | 2 | 0 | 0 | 0 | 0 | 0 | 0 | 0 | 0 | | 0 | 0 | 0 | 0 | 0 | 0 | 0 | 0 | 0 |
| C.Thompson | 1 | 0 | 1 | 0 | 0 | 1 | 0 | 0 | 0 | 0 | 0 | | 0 | 0 | 0 | 0 | 0 | 0 | 0 | 0 | 0 |
| R.Quinn | 0 | 1 | 1 | 0 | 0 | 0 | 1 | 0 | 0 | 0 | 0 | | 0 | 0 | 0 | 0 | 0 | 0 | 0 | 0 | 0 |
| E.Westbrooks | 0 | 1 | 1 | 0 | 0 | 0 | 1 | 0 | 0 | 0 | 0 | | 0 | 0 | 0 | 0 | 0 | 0 | 0 | 0 | 0 |
| M.Christian | 0 | 1 | 1 | 0 | 0 | 0 | 0 | 0 | 0 | 0 | 0 | | 0 | 0 | 0 | 0 | 0 | 0 | 0 | 0 | 0 |
| S.Ebukam | 0 | 0 | 0 | 0 | 0 | 0 | 0 | 0 | 0 | 0 | 0 | | 1 | 0 | 0 | 0 | 0 | 0 | 0 | 0 | 0 |
| C.Lynch | 0 | 0 | 0 | 0 | 0 | 0 | 0 | 0 | 0 | 0 | 0 | | 1 | 0 | 0 | 0 | 0 | 0 | 0 | 0 | 0 |
| J.Reynolds | 0 | 0 | 0 | 0 | 0 | 0 | 0 | 0 | 0 | 0 | 0 | | 1 | 0 | 0 | 0 | 0 | 0 | 0 | 0 | 0 |
| B.Hager | 0 | 0 | 0 | 0 | 0 | 0 | 0 | 0 | 0 | 0 | 0 | | 0 | 1 | 0 | 0 | 0 | 0 | 0 | 0 | 0 |
| S.Ficken | 0 | 0 | 0 | 0 | 0 | 0 | 0 | 0 | 0 | 0 | 0 | | 0 | 1 | 0 | 0 | 0 | 0 | 0 | 0 | 0 |
| A.Whitworth | 0 | 0 | 0 | 0 | 0 | 0 | 0 | 0 | 0 | 0 | 0 | | 0 | 0 | 0 | 0 | 0 | 0 | 0 | 0 | 1 |
| Total | 37 | 20 | 57 | 1 | 6 | 2 | 5 | 1 | 6 | 1 | 0 | | 4 | 2 | 0 | 0 | 0 | 0 | 0 | 0 | 1 |

TKL = Tackle AST = Assist COMB = Combined QH=QB Hit IN = Interception PD = Pass Defense FF = Forced Fumble FR = Fumble Recovery

| Tennessee Titans | | Regular Defensive Plays | | | | | | | | | | | Special Teams | | | | | Misc | | | |
|------------------|-----------|-------------------------|-----------|----------|-----------|----------|----------|----------|----------|----------|----------|--|---------------|----------|----------|----------|----------|----------|----------|----------|----------|
| | TKL | AST | COMB | SK | / YDS | TFL | QH | IN | PD | FF | FR | | TKL | AST | FF | FR | BL | TKL | AST | FF | FR |
| T.Smith | 6 | 1 | 7 | 0 | 0 | 0 | 0 | 0 | 0 | 0 | 0 | | 0 | 1 | 0 | 0 | 0 | 0 | 0 | 0 | 0 |
| B.Orakpo | 5 | 1 | 6 | 0 | 0 | 1 | 0 | 0 | 0 | 0 | 0 | | 0 | 0 | 0 | 0 | 0 | 0 | 0 | 0 | 0 |
| J.Casey | 3 | 3 | 6 | 0 | 0 | 0 | 1 | 0 | 0 | 1 | 0 | | 0 | 0 | 0 | 0 | 0 | 0 | 0 | 0 | 0 |
| K.Byard | 4 | 1 | 5 | 0 | 0 | 0 | 1 | 0 | 0 | 0 | 0 | | 0 | 0 | 0 | 0 | 0 | 0 | 0 | 0 | 0 |
| A.Williamson | 4 | 1 | 5 | 0 | 0 | 0 | 0 | 0 | 0 | 0 | 0 | | 0 | 0 | 0 | 0 | 0 | 0 | 0 | 0 | 0 |
| J.Brown | 3 | 2 | 5 | 0 | 0 | 0 | 0 | 0 | 0 | 0 | 0 | | 0 | 0 | 0 | 0 | 0 | 0 | 0 | 0 | 0 |
| S.Williams | 2 | 2 | 4 | 0 | 0 | 1 | 0 | 0 | 0 | 0 | 0 | | 0 | 0 | 0 | 0 | 0 | 0 | 0 | 0 | 0 |
| W.Woodyard | 3 | 0 | 3 | 0 | 0 | 0 | 0 | 0 | 0 | 0 | 1 | | 0 | 0 | 0 | 0 | 0 | 0 | 0 | 0 | 0 |
| E.Walden | 2 | 1 | 3 | 0 | 0 | 0 | 1 | 0 | 0 | 0 | 0 | | 0 | 0 | 0 | 0 | 0 | 0 | 0 | 0 | 0 |
| J.Cyprien | 1 | 2 | 3 | 0 | 0 | 1 | 0 | 0 | 0 | 0 | 0 | | 0 | 0 | 0 | 0 | 0 | 0 | 0 | 0 | 0 |
| D.Morgan | 0 | 1 | 1 | 0 | 0 | 0 | 1 | 0 | 1 | 0 | 0 | | 0 | 0 | 0 | 0 | 0 | 0 | 0 | 0 | 0 |
| K.Dodd | 0 | 1 | 1 | 0 | 0 | 0 | 1 | 0 | 0 | 0 | 0 | | 0 | 0 | 0 | 0 | 0 | 0 | 0 | 0 | 0 |
| A.Johnson | 0 | 1 | 1 | 0 | 0 | 0 | 0 | 0 | 0 | 0 | 0 | | 0 | 0 | 0 | 0 | 0 | 0 | 0 | 0 | 0 |
| B.McCain | 0 | 1 | 1 | 0 | 0 | 0 | 0 | 0 | 0 | 0 | 0 | | 0 | 0 | 0 | 0 | 0 | 0 | 0 | 0 | 0 |
| C.Riley | 0 | 0 | 0 | 0 | 0 | 0 | 0 | 0 | 1 | 0 | 0 | | 0 | 0 | 0 | 0 | 0 | 0 | 0 | 0 | 0 |
| A.Jackson | 0 | 0 | 0 | 0 | 0 | 0 | 0 | 0 | 1 | 0 | 0 | | 0 | 0 | 0 | 0 | 0 | 0 | 0 | 0 | 0 |
| N.Palmer | 0 | 0 | 0 | 0 | 0 | 0 | 0 | 0 | 0 | 0 | 0 | | 3 | 0 | 0 | 0 | 0 | 0 | 0 | 0 | 0 |
| D.Searcy | 0 | 0 | 0 | 0 | 0 | 0 | 0 | 0 | 0 | 0 | 0 | | 1 | 0 | 0 | 0 | 0 | 0 | 0 | 0 | 0 |
| D.Fluellen | 0 | 0 | 0 | 0 | 0 | 0 | 0 | 0 | 0 | 0 | 0 | | 0 | 1 | 0 | 0 | 0 | 0 | 0 | 0 | 0 |
| R.Matthews | 0 | 0 | 0 | 0 | 0 | 0 | 0 | 0 | 0 | 0 | 0 | | 0 | 0 | 0 | 0 | 0 | 1 | 0 | 0 | 0 |
| M.Mariota | 0 | 0 | 0 | 0 | 0 | 0 | 0 | 0 | 0 | 0 | 0 | | 0 | 0 | 0 | 0 | 0 | 0 | 0 | 0 | 1 |
| Team Sacks | 1 | 0 | 0 | 1 | 15 | | | 0 | 0 | 0 | 0 | | 0 | 0 | 0 | 0 | 0 | 0 | 0 | 0 | 0 |
| Total | 34 | 18 | 51 | 1 | 15 | 3 | 5 | 0 | 3 | 1 | 1 | | 4 | 2 | 0 | 0 | 0 | 1 | 0 | 0 | 1 |

Los Angeles Rams vs Tennessee Titans
12/24/2017 at Nissan Stadium

Ball Possession And Drive Chart

Los Angeles Rams

| # | Time Recd | Time Lost | Time Poss | How Ball Obtained | Drive Began | # Play | Yds Gain | Yds Pen | Net Yds | 1st Down | Last Scrm | How Given Up |
|----|-----------|-----------|-----------|-------------------|-------------|--------|----------|---------|---------|----------|-----------|--------------|
| 1 | 15:00 | 11:41 | 3:19 | Kickoff | LA 10 | 9 | 58 | 0 | 58 | 3 | TEN 32 | Downs |
| 2 | 11:01 | 8:54 | 2:07 | Interception | LA 47 | 4 | 49 | 4 | 53 | 3 | * TEN 3 | Touchdown |
| 3 | 1:13 | 7:52 | 8:21 | Kickoff | LA 21 | 16 | 61 | 0 | 61 | 5 | * TEN 18 | Missed FG |
| 4 | 5:24 | 5:20 | 0:04 | Punt | LA 11 | 1 | -7 | 0 | -7 | 0 | LA 11 | Fumble |
| 5 | 5:20 | 4:24 | 0:56 | Kickoff | LA 21 | 2 | 79 | 0 | 79 | 1 | LA 20 | Touchdown |
| 6 | 0:19 | 0:00 | 0:19 | Kickoff | LA 25 | 1 | -1 | 0 | -1 | 0 | LA 25 | End of Half |
| 7 | 13:23 | 12:21 | 1:02 | Punt | LA 45 | 3 | 7 | -10 | -3 | 0 | LA 42 | Punt |
| 8 | 9:37 | 6:40 | 2:57 | Missed FG | LA 35 | 7 | 65 | 0 | 65 | 3 | * TEN 3 | Touchdown |
| 9 | 4:23 | 3:26 | 0:57 | Kickoff | LA 25 | 3 | 5 | 0 | 5 | 0 | LA 30 | Punt |
| 10 | 14:46 | 11:51 | 2:55 | Kickoff | LA 32 | 6 | 37 | 31 | 68 | 3 | * TEN 14 | Touchdown |
| 11 | 10:09 | 8:34 | 1:35 | Punt | LA 8 | 3 | 9 | -4 | 5 | 0 | LA 13 | Punt |
| 12 | 7:22 | 3:25 | 3:57 | Punt | LA 20 | 9 | 32 | 0 | 32 | 2 | TEN 48 | Punt |
| 13 | 1:35 | 0:00 | 1:35 | Downs | LA 44 | 3 | 8 | 0 | 8 | 0 | LA 49 | End of Game |

(344) Average LA 26

Tennessee Titans

| # | Time Recd | Time Lost | Time Poss | How Ball Obtained | Drive Began | # Play | Yds Gain | Yds Pen | Net Yds | 1st Down | Last Scrm | How Given Up |
|----|-----------|-----------|-----------|-------------------|-------------|--------|----------|---------|---------|----------|-----------|--------------|
| 1 | 11:41 | 11:01 | 0:40 | Downs | TEN 33 | 2 | 2 | 0 | 2 | 0 | TEN 35 | Interception |
| 2 | 8:54 | 1:13 | 7:41 | Kickoff | TEN 31 | 14 | 66 | -4 | 62 | 5 | * LA 7 | Field Goal |
| 3 | 7:52 | 5:24 | 2:28 | Missed FG | TEN 26 | 5 | 15 | 15 | 30 | 1 | LA 44 | Punt |
| 4 | 4:24 | 0:19 | 4:05 | Kickoff | TEN 25 | 11 | 56 | 0 | 56 | 4 | * LA 19 | Field Goal |
| 5 | 15:00 | 13:23 | 1:37 | Kickoff | TEN 31 | 3 | 4 | 0 | 4 | 0 | TEN 35 | Punt |
| 6 | 12:21 | 9:37 | 2:44 | Punt | TEN 32 | 5 | 41 | 0 | 41 | 1 | LA 27 | Missed FG |
| 7 | 6:40 | 4:23 | 2:17 | Kickoff | LA 44 | 5 | 44 | 0 | 44 | 2 | * LA 6 | Touchdown |
| 8 | 3:26 | 14:46 | 3:40 | Punt | TEN 27 | 9 | 64 | 0 | 64 | 2 | * LA 9 | Field Goal |
| 9 | 11:51 | 10:09 | 1:42 | Kickoff | TEN 25 | 4 | 18 | -10 | 8 | 1 | TEN 33 | Punt |
| 10 | 8:34 | 7:22 | 1:12 | Punt | TEN 31 | 4 | 19 | 0 | 19 | 1 | 50 | Punt |
| 11 | 3:25 | 1:35 | 1:50 | Punt | TEN 20 | 8 | 37 | 0 | 37 | 2 | LA 43 | Downs |

(337) Average TEN 31

* inside opponent's 20

Time of Possession by Quarter

| Visitor | Los Angeles Rams | 1st | 2nd | 3rd | 4th | OT | Total |
|---------|------------------|------|------|-------|-------|----|-------|
| Home | Tennessee Titans | 6:39 | 8:27 | 4:56 | 10:02 | | 30:04 |
| | | 8:21 | 6:33 | 10:04 | 4:58 | | 29:56 |

Kickoff Drive No.-Start Average

Rams: 6 - LA 22 Titans: 5 - TEN 34

Miscellaneous Statistics Report

Los Angeles Rams vs Tennessee Titans

12/24/2017 at Nissan Stadium

Ten Longest Plays for Los Angeles Rams

| Yards | Qtr | Play Start | Play Description |
|-------|-----|-------------|---|
| 80 | 2 | 2-11-LA 20 | (4:38) (Shotgun) J.Goff pass short left to T.Gurley for 80 yards, TOUCHDOWN. |
| 34 | 1 | 1-10-TEN 42 | (10:18) J.Goff pass deep left to C.Kupp ran ob at TEN 8 for 34 yards. |
| 34 | 3 | 2-1-LA 44 | (9:01) T.Gurley right tackle to TEN 22 for 34 yards (K.Byard). |
| 19 | 1 | 1-10-LA 28 | (13:43) J.Goff pass short right to T.Gurley to LA 47 for 19 yards (J.Casey). |
| 16 | 1 | 2-5-TEN 48 | (12:35) J.Goff pass short middle to S.Watkins to TEN 32 for 16 yards (T.Smith; K.Byard). |
| 16 | 2 | 1-10-TEN 23 | (10:41) (Shotgun) J.Goff pass short middle to T.Gurley pushed ob at TEN 7 for 16 yards (T.Smith). |
| 14 | 4 | 3-6-TEN 14 | (11:57) (Shotgun) J.Goff pass short right to C.Kupp for 14 yards, TOUCHDOWN. |
| 13 | 4 | 3-8-LA 22 | (6:34) (Shotgun) J.Goff pass short right to R.Woods to LA 35 for 13 yards (J.Brown). |
| 13 | 4 | 3-5-LA 40 | (5:13) (Shotgun) J.Goff pass short left to C.Kupp to TEN 47 for 13 yards (J.Brown; B.McCain). |
| 11 | 1 | 2-3-LA 17 | (14:18) (Shotgun) J.Goff pass short left to S.Watkins pushed ob at LA 28 for 11 yards (T.Smith). |

Ten Longest Plays for Tennessee Titans

| Yards | Qtr | Play Start | Play Description |
|-------|-----|-------------|---|
| 37 | 3 | 1-10-TEN 32 | (12:21) M.Mariota pass deep middle to C.Davis to LA 31 for 37 yards (L.Joyner). |
| 25 | 3 | 3-6-LA 40 | (5:37) (No Huddle, Shotgun) M.Mariota pass short right to R.Matthews to LA 15 for 25 yards (L.Joyner) [E.Westbrooks]. |
| 25 | 3 | 2-7-TEN 30 | (2:50) (No Huddle, Shotgun) M.Mariota pass short middle to E.Decker pushed ob at LA 45 for 25 yards (T.Hill). |
| 23 | 3 | 3-3-LA 38 | (1:50) (No Huddle, Shotgun) M.Mariota pass short left to R.Matthews to LA 15 for 23 yards (L.Joyner). |
| 19 | 4 | 1-10-TEN 31 | (8:34) (Shotgun) M.Mariota pass deep left to C.Davis ran ob at 50 for 19 yards. |
| 18 | 1 | 3-6-TEN 35 | (7:29) (Shotgun) M.Mariota pass deep middle to C.Davis to LA 47 for 18 yards (T.Hill). |
| 18 | 2 | 2-6-TEN 30 | (7:15) M.Mariota pass short left to D.Murray to TEN 33 for 3 yards (T.Walker) [R.Quinn]. |
| 15 | 2 | 1-10-LA 37 | (1:20) (Shotgun) M.Mariota pass short middle to D.Walker pushed ob at LA 22 for 15 yards (T.Hill). |
| 14 | 2 | 2-7-TEN 38 | (2:58) (Shotgun) M.Mariota scrambles left end pushed ob at LA 48 for 14 yards (L.Joyner). |
| 14 | 4 | 1-10-TEN 25 | (11:51) M.Mariota pass short left to E.Decker pushed ob at TEN 39 for 14 yards (C.Littleton). |

Touchdown Scoring Information

| | | Offense | Defense | Special Teams |
|----------------|------------------|---------|---------|---------------|
| VISITOR | Los Angeles Rams | 4 | 0 | 0 |
| HOME | Tennessee Titans | 1 | 1 | 0 |

Player Scoring Information

| Club | Player | TD | Rush TD | Rec TD | KO TD | Punt TD | Int TD | Fum TD | Misc TD | FG | XP | 2Pt Rush | 2Pt Rec | Sfty | Points |
|------|-----------|----|---------|--------|-------|---------|--------|--------|---------|----|----|----------|---------|------|--------|
| LA | T.Gurley | 0 | 0 | 2 | 0 | 0 | 0 | 0 | 0 | 0 | 0 | 0 | 0 | 0 | 12 |
| LA | C.Kupp | 0 | 0 | 1 | 0 | 0 | 0 | 0 | 0 | 0 | 0 | 0 | 0 | 0 | 6 |
| LA | S.Watkins | 0 | 0 | 1 | 0 | 0 | 0 | 0 | 0 | 0 | 0 | 0 | 0 | 0 | 6 |
| LA | S.Ficken | 0 | 0 | 0 | 0 | 0 | 0 | 0 | 0 | 0 | 3 | 0 | 0 | 0 | 3 |
| TEN | R.Succop | 0 | 0 | 0 | 0 | 0 | 0 | 0 | 0 | 3 | 2 | 0 | 0 | 0 | 11 |
| TEN | D.Murray | 0 | 1 | 0 | 0 | 0 | 0 | 0 | 0 | 0 | 0 | 0 | 0 | 0 | 6 |

Possession Detail

| | First Half | | Second Half | | Game | |
|-----------------------------|------------|-------|-------------|------|---------|-------|
| | Visitor | Home | Visitor | Home | Visitor | Home |
| Largest Lead | 6 | 4 | 7 | 3 | 7 | 4 |
| Drives Leading | 1 | 0 | 3 | 0 | 4 | 0 |
| Time of Possession Leading | 8:21 | 0:00 | 7:07 | 0:00 | 15:28 | 0:00 |
| Largest Deficit | -4 | -6 | -3 | -7 | -4 | -7 |
| Drives Trailing | 2 | 3 | 1 | 4 | 3 | 7 |
| Time of Possession Trailing | 1:00 | 14:14 | 2:55 | 7:01 | 3:55 | 21:15 |
| Times Score Tied Up | | 1 | | 1 | | 2 |
| Lead Changes | | 3 | | 3 | | 6 |

Playtime Percentage

Percent of playtime per player on offense, defense and special teams

| Los Angeles Rams | | | | | | Tennessee Titans | | | | | |
|------------------|----|---------|---------|---------------|-----|------------------|----|---------|---------|---------------|-----|
| | | Offense | Defense | Special Teams | | | | Offense | Defense | Special Teams | |
| A Whitworth | T | 67 100% | | 5 | 16% | J Kline | G | 68 100% | | 6 | 19% |
| R Havenstein | T | 67 100% | | 5 | 16% | T Lewan | T | 68 100% | | 6 | 19% |
| J Brown | G | 67 100% | | 5 | 16% | Q Spain | G | 68 100% | | 6 | 19% |
| J Goff | QB | 67 100% | | | | J Conklin | T | 68 100% | | 6 | 19% |
| J Sullivan | C | 66 99% | | | | M Mariota | QB | 68 100% | | | |
| S Watkins | WR | 64 96% | | | | B Jones | C | 68 100% | | | |
| C Kupp | WR | 63 94% | | | | R Matthews | WR | 64 94% | | | |
| T Gurley | RB | 62 93% | | | | D Walker | TE | 61 90% | | | |
| R Woods | WR | 61 91% | | | | C Davis | WR | 54 79% | | | |
| R Saffold | G | 58 87% | | 5 | 16% | E Decker | WR | 49 72% | | | |
| T Higbee | TE | 53 79% | | 5 | 16% | D Murray | RB | 47 69% | | | |
| G Everett | TE | 11 16% | | 6 | 19% | J Smith | TE | 25 37% | | 5 | 16% |
| A Blythe | C | 10 15% | | 5 | 16% | D Henry | RB | 22 32% | | | |
| T Austin | WR | 6 9% | | | | L Stocker | TE | 14 21% | | 6 | 19% |
| D Carrier | TE | 5 7% | | 17 | 55% | T Taylor | WR | 2 3% | | 10 | 32% |
| M Brown | RB | 5 7% | | 5 | 16% | D Fluellen | RB | 1 1% | | 20 | 65% |
| M Thomas | WR | 2 3% | | 19 | 61% | D Kelly | T | 1 1% | | 6 | 19% |
| J Reynolds | WR | 2 3% | | 8 | 26% | A Jackson | CB | | 67 100% | 15 | 48% |
| P Cooper | WR | 1 1% | | 15 | 48% | B McCain | CB | | 67 100% | 11 | 35% |
| C Littleton | LB | | 68 100% | 13 | 42% | T Smith | CB | | 67 100% | 9 | 29% |
| A Ogletree | LB | | 68 100% | 5 | 16% | W Woodyard | LB | | 67 100% | 4 | 13% |
| T Johnson | CB | | 68 100% | | | J Cyprien | SS | | 67 100% | | |
| T Hill | CB | | 66 97% | 7 | 23% | K Byard | FS | | 67 100% | | |
| L Joyner | FS | | 66 97% | | | J Casey | DT | | 58 87% | 5 | 16% |
| A Donald | DT | | 65 96% | 7 | 23% | B Orakpo | LB | | 53 79% | | |
| C Barwin | LB | | 65 96% | 5 | 16% | A Williamson | LB | | 53 79% | | |
| R Quinn | LB | | 56 82% | 7 | 23% | D Morgan | LB | | 45 67% | | |
| M Brockers | DT | | 55 81% | 7 | 23% | E Walden | LB | | 34 51% | 5 | 16% |
| J Johnson | SS | | 54 79% | 7 | 23% | A Johnson | NT | | 29 43% | 13 | 42% |
| N Robey | CB | | 43 63% | 6 | 19% | S Williams | NT | | 28 42% | 5 | 16% |
| E Westbrooks | DE | | 23 34% | | | J Brown | LB | | 14 21% | 10 | 32% |
| T Walker | DT | | 16 24% | 7 | 23% | K Klug | DT | | 12 18% | 7 | 23% |
| M Fox | DE | | 13 19% | 6 | 19% | K Dodd | LB | | 9 13% | | |
| C Thompson | LB | | 12 18% | 14 | 45% | B Trawick | FS | | | 25 | 81% |
| S Ebukam | LB | | 3 4% | 21 | 68% | D Bates | LB | | | 25 | 81% |
| T Smart | DT | | 3 4% | 6 | 19% | N Palmer | LB | | | 23 | 74% |
| B Hager | LB | | 2 3% | 21 | 68% | E Weems | WR | | | 20 | 65% |
| M Christian | SS | | 2 3% | 11 | 35% | P Supernaw | TE | | | 18 | 58% |
| B Countess | SS | | | 22 | 71% | C Riley | FS | | | 16 | 52% |
| K Peterson | CB | | | 18 | 58% | D Searcy | SS | | | 16 | 52% |
| C Lynch | LB | | | 15 | 48% | R Succop | K | | | 12 | 39% |
| S Ficken | K | | | 10 | 32% | B Kern | P | | | 10 | 32% |
| J Hekker | P | | | 10 | 32% | B Brinkley | LS | | | 10 | 32% |
| J McQuaide | LS | | | 10 | 32% | B Schwenke | C | | | 6 | 19% |
| D Williams | T | | | 5 | 16% | K Reed | CB | | | 5 | 16% |

2017 TENNESSEE TITANS REGULAR SEASON STATISTICS

Won 8, Lost 7

| Date | W-L | Score | OT | Opponent | Attendance |
|-------|-----|-------|----|------------------|------------|
| 09/10 | L | 16-26 | | Oakland | 69,089 |
| 09/17 | W | 37-16 | | at Jacksonville | 61,709 |
| 09/24 | W | 33-27 | | Seattle | 69,127 |
| 10/01 | L | 14-57 | | at Houston | 71,804 |
| 10/08 | L | 10-16 | | at Miami | 65,135 |
| 10/16 | W | 36-22 | | Indianapolis | 63,888 |
| 10/22 | W | 12-9 | OT | at Cleveland | 59,061 |
| 11/05 | W | 23-20 | | Baltimore | 67,322 |
| 11/12 | W | 24-20 | | Cincinnati | 67,432 |
| 11/16 | L | 17-40 | | at Pittsburgh | 60,703 |
| 11/26 | W | 20-16 | | at Indianapolis | 62,207 |
| 12/03 | W | 24-13 | | Houston | 62,758 |
| 12/10 | L | 7-12 | | at Arizona | 64,153 |
| 12/17 | L | 23-25 | | at San Francisco | 70,133 |
| 12/24 | L | 23-27 | | L.A. Rams | 60,097 |
| 12/31 | | | | Jacksonville | |

| Statistic | Tenn. | Opp. |
|--------------------------|----------------|----------------|
| Total First Downs | 279 | 310 |
| Rushing | 90 | 65 |
| Passing | 153 | 221 |
| Penalty | 36 | 24 |
| 3rd Down: Made/Att | 68/186 | 72/198 |
| 3rd Down Pct. | 36.6 | 36.4 |
| 4th Down: Made/Att | 4/9 | 10/16 |
| 4th Down Pct. | 44.4 | 62.5 |
| Possession Avg. | 29:36 | 30:24 |
| Total Net Yards | 4792 | 5019 |
| Avg. Per Game | 319.5 | 334.6 |
| Total Plays | 911 | 986 |
| Avg. Per Play | 5.3 | 5.1 |
| Net Yards Rushing | 1717 | 1337 |
| Avg. Per Game | 114.5 | 89.1 |
| Total Rushes | 404 | 374 |
| Net Yards Passing | 3075 | 3682 |
| Avg. Per Game | 205.0 | 245.5 |
| Sacked/Yards Lost | 32/185 | 41/260 |
| Gross Yards | 3260 | 3942 |
| Att./Completions | 475/294 | 571/354 |
| Completion Pct. | 61.9 | 62.0 |
| Had Intercepted | 17 | 10 |
| Punts/Average | 66/50.7 | 67/49.0 |
| Net Punting Avg. | 66/45.0 | 67/43.8 |
| Penalties/Yards | 83/770 | 113/901 |
| Fumbles/Ball Lost | 9/7 | 19/7 |
| Touchdowns | 32 | 35 |
| Rushing | 18 | 5 |
| Passing | 13 | 27 |
| Returns | 1 | 3 |

| Score By Periods | Q1 | Q2 | Q3 | Q4 | OT | PTS |
|------------------|-----------|-----------|-----------|------------|----------|------------|
| Team | 52 | 91 | 88 | 85 | 3 | 319 |
| Opponents | 71 | 95 | 49 | 131 | 0 | 346 |

| Scoring | TD | Rush | Rec | Ret | K-PAT | FG | S | PTS |
|------------------|-----------|-----------|-----------|----------|--------------|--------------|----------|------------|
| Succop | 0 | 0 | 0 | 0 | 31/32 | 32/39 | 0 | 127 |
| Murray | 7 | 6 | 1 | 0 | | | 0 | 42 |
| Henry | 5 | 5 | 0 | 0 | | | 0 | 30 |
| Mariota | 5 | 5 | 0 | 0 | | | 0 | 30 |
| Matthews | 4 | 0 | 4 | 0 | | | 0 | 24 |
| Walker | 4 | 1 | 3 | 0 | | | 0 | 24 |
| J. Smith | 2 | 0 | 2 | 0 | | | 0 | 12 |
| Decker | 1 | 0 | 1 | 0 | | | 0 | 6 |
| Fowler TM | 1 | 1 | 0 | 0 | | | 0 | 6 |
| Stocker LG | 1 | 0 | 1 | 0 | | | 0 | 6 |
| Supernaw | 1 | 0 | 1 | 0 | | | 0 | 6 |
| Taylor | 1 | 0 | 1 | 0 | | | 0 | 6 |
| Woodyard | 1 | 0 | 0 | 1 | | | 0 | 6 |
| Team | 32 | 18 | 13 | 1 | 31/32 | 32/39 | 0 | 319 |
| Opponents | 35 | 5 | 27 | 3 | 28/33 | 36/40 | 0 | 346 |

2-Pt Conv: TM 0-0, OPP 0-2

Sacks: Morgan 7.5, Orakpo 6, Casey 5, Woodyard 5, Walden 4, D. Jones 3.5, Williamson 3, Brown 1.5, Klug 1.5, Cyprien 1, A. Johnson 1, King 1, (group) 1, TM 41, OPP 32
FUM/Lost: Cassel 2/2, Walker 2/2, Davis 1/1, Henry 1/0, Jackson 1/1, Mariota 1/0, Murray 1/1

| Passing | Att | Cmp | Yds | Cmp% | Yds/Att | TD | TD% | Int | Int% | Long | Sack/Lost | Rating |
|------------------|------------|------------|-------------|-------------|-------------|-----------|------------|-----------|------------|------------|---------------|-------------|
| Mariota | 432 | 269 | 3098 | 62.3 | 7.17 | 12 | 2.8 | 15 | 3.5 | 75t | 24/155 | 78.6 |
| Cassel | 42 | 25 | 162 | 59.5 | 3.86 | 1 | 2.4 | 2 | 4.8 | 17 | 8/30 | 55.9 |
| Decker | 1 | 0 | 0 | 0.0 | 0.00 | 0 | 0.0 | 0 | 0.0 | --- | 0/0 | 39.6 |
| Team | 475 | 294 | 3260 | 61.9 | 6.86 | 13 | 2.7 | 17 | 3.6 | 75t | 32/185 | 76.5 |
| Opponents | 571 | 354 | 3942 | 62.0 | 6.90 | 27 | 4.7 | 10 | 1.8 | 80t | 41/260 | 91.0 |

| Rushing | No. | Yds | Avg | Long | TD |
|------------------|------------|-------------|------------|------------|-----------|
| Henry | 148 | 693 | 4.7 | 75t | 5 |
| Murray | 184 | 659 | 3.6 | 75t | 6 |
| Mariota | 50 | 252 | 5.0 | 34t | 5 |
| Jackson | 5 | 55 | 11.0 | 20 | 0 |
| Taylor | 7 | 38 | 5.4 | 17 | 0 |
| Fluellen | 4 | 21 | 5.3 | 10 | 0 |
| Fowler TM | 2 | 4 | 2.0 | 3t | 1 |
| Weems | 1 | 0 | 0.0 | 0 | 0 |
| Walker | 2 | -2 | -1.0 | 1t | 1 |
| Matthews | 1 | -3 | -3.0 | -3 | 0 |
| Team | 404 | 1717 | 4.3 | 75t | 18 |
| Opponents | 374 | 1337 | 3.6 | 34 | 5 |

| Receiving | No. | Yds | Avg | Long | TD |
|------------------|------------|-------------|-------------|------------|-----------|
| Walker | 71 | 788 | 11.1 | 42 | 3 |
| Matthews | 52 | 788 | 15.2 | 75t | 4 |
| Decker | 51 | 545 | 10.7 | 29 | 1 |
| Murray | 39 | 266 | 6.8 | 18 | 1 |
| Davis | 34 | 375 | 11.0 | 37 | 0 |
| Taylor | 16 | 231 | 14.4 | 53t | 1 |
| J. Smith | 15 | 145 | 9.7 | 32t | 2 |
| Henry | 10 | 70 | 7.0 | 14 | 0 |
| Supernaw | 4 | 39 | 9.8 | 20 | 1 |
| Stocker LG | 3 | 18 | 6.0 | 8t | 1 |
| Douglas | 1 | 8 | 8.0 | 8 | 0 |
| Weems | 1 | 5 | 5.0 | 5 | 0 |
| Team | 294 | 3260 | 11.1 | 75t | 13 |
| Opponents | 354 | 3942 | 11.1 | 80t | 27 |

| Interceptions | No. | Yds | Avg | Long | TD |
|------------------|-----------|------------|-------------|-----------|----------|
| Byard | 6 | 100 | 16.7 | 33 | 0 |
| T. Smith | 1 | 14 | 14.0 | 14 | 0 |
| Searcy | 1 | 8 | 8.0 | 8 | 0 |
| Riley | 1 | 2 | 2.0 | 2 | 0 |
| Sims | 1 | 0 | 0.0 | 0 | 0 |
| Team | 10 | 124 | 12.4 | 33 | 0 |
| Opponents | 17 | 262 | 15.4 | 41 | 2 |

| Punting | No. | Yds | Avg | Net | TB | In | Lg | B |
|------------------|-----------|-------------|-------------|-------------|----------|-----------|-----------|----------|
| Kern | 66 | 3345 | 50.7 | 45.0 | 5 | 24 | 74 | 0 |
| Team | 66 | 3345 | 50.7 | 45.0 | 5 | 24 | 74 | 0 |
| Opponents | 67 | 3281 | 49.0 | 43.8 | 3 | 19 | 64 | 0 |

| Punt Returns | Ret | FC | Yds | Avg | Long | TD |
|------------------|-----------|----------|------------|------------|-----------|----------|
| Jackson | 30 | 7 | 271 | 9.0 | 46 | 0 |
| Weems | 2 | 0 | 15 | 7.5 | 13 | 0 |
| Team | 32 | 7 | 286 | 8.9 | 46 | 0 |
| Opponents | 36 | 8 | 273 | 7.6 | 23 | 0 |

| Kickoff Returns | No. | Yds | Avg | Long | TD |
|------------------|-----------|------------|-------------|-----------|----------|
| Jackson | 25 | 578 | 23.1 | 57 | 0 |
| Weems | 2 | 18 | 9.0 | 18 | 0 |
| Decker | 1 | 22 | 22.0 | 22 | 0 |
| Team | 28 | 618 | 22.1 | 57 | 0 |
| Opponents | 29 | 692 | 23.9 | 60 | 0 |

| Field Goals | 1-19 | 20-29 | 30-39 | 40-49 | 50+ |
|------------------|------------|-------------|------------|--------------|------------|
| Succop | 0/0 | 9/9 | 5/5 | 16/20 | 2/5 |
| Team | 0/0 | 9/9 | 5/5 | 16/20 | 2/5 |
| Opponents | 0/0 | 9/10 | 7/8 | 13/15 | 7/7 |

Succop: (23G,26G,52G,52N) (40G,41G,26G) (24G,37G,47G,35G) () (45G) (48G,32G,40G,48G,23G) (43G,23G,46G,53N,47G) (48G) (48N,44G) (48B,44G) (29G,45G) (40N,43G) (58N) (40G,31G,50G) (25G,37G,45N,27G)
OPP: (20G,52G,52G,43G) (43G) () (50G,40G,33G) (41G) (36G,25G,52G) (31G,47G,54G) (30G,49G) () (41G,28G, 50G,26G) (26G,28G,42G) (23G,48N,27N,42G) (47G,23G,40N,32G,35G) (38G,48G,28G,50G,48G,45G) (36N)

TITANS BEAT JAGUARS, PUNCH TICKET TO PLAYOFFS

**BY JIM WYATT
TITANS ONLINE
DECEMBER 31, 2017**

NASHVILLE, Tenn. – When it was over, in the moments after the Titans had secured the franchise's first playoff berth since 2008, defensive lineman Jurrell Casey had to fight his emotions.

A Titan since 2011, Casey had waited his entire career for a moment like this.

"It was super emotional," Casey said. "I definitely wanted to cry a little bit after the game, and let the emotions flow. But I held it in. I couldn't let the people see me cry."

So instead, the Titans celebrated after their 15-10, playoff-clinching win over the Jaguars.

But they know there's work to be done: The Titans face the Kansas City Chiefs at Arrowhead Stadium next Saturday at 3:35 p.m. in the first round of the playoffs.

"I am happy," tight end Delanie Walker said. "At the end of the day, we got it done. But we can't dwell on this, because we have a harder team next week we are going to play."

"So I'm not celebrating big on this - we got it done, and don't get me wrong, I'm geeked. But we have another game to play. Just getting in (the playoffs) is not the ultimate goal. Now the hard part starts."

Yes, the Titans made good on their "Win and We're In" predicament on Sunday, punching their ticket into the postseason for the first time since the 2008 season.

The Titans finished the regular season with a 9-7 record, and finished with a 5-1 mark in the AFC South, the best mark against the division since in 2002. The Titans swept the Jaguars, the division

champs, while outscoring them 52-26 in the two games combined.

It came on a record-setting day. Temperature at kickoff was 23 degrees, with a wind chill of 16 degrees. The kickoff temperature set the record for the coldest game in Nissan Stadium history, breaking the previous record of 25 degrees for the Titans-Steelers game in 2014.

But the Titans weathered the weather, and won, before a bundled up, fired up crowd on New Year's Eve.

"This is for Nashville," said Titans safety Kevin Byard, who had two interceptions, including the clincher with 10 seconds left. "This is for the city."

Titans quarterback Marcus Mariota completed 12-of-21 passes for 134 yards and a touchdown in the game. Mariota's biggest play of the game came late on a third-and-five run, when he stiff-armed a defender and got the first down on a 15-yard run in the closing minutes, which allowed the Titans to run the clock down to seconds.

"I kind of understood the situation, and wanted to make a play for the guys," Mariota said. "And I was able to do it."

The defense forced turnovers, including Byard's late INT of Jaguars quarterback Blake Bortles, and made plays throughout for the Titans.

On Sunday, the Titans played with a refuse-to-lose mentality on defense. The Titans kept the Jaguars offense out of the end zone, and forced turnovers. Jurrell Casey and Brian Orakpo had key sacks.

"We refused to go home," Orakpo said. "I didn't want to be on a Southwest flight tomorrow headed back to Texas, talking about 'What if?'. We had the opportunity, and we wanted to seize the moment."

The Titans took a 6-0 lead early in the second quarter on a 66-yard pass from Mariota to running back Derrick Henry. On the play, Henry

caught a screen pass, and picked up blocks from offensive linemen Quinton Spain and Ben Jones before racing into the open field, where he outraced Jaguars defenders to the end zone. But the extra point was blocked.

The Jaguars cut the lead to 6-3 on a 41-yard field goal by kicker Josh Lambo with 10:14 left in the second quarter.

The Titans took the lead 9-3 on a 25-yard field goal by kicker Ryan Succop. The play was set up by tight end Phillip Supernaw's fumble recovery on a muffed punt by the Jaguars.

The Titans then stretched the lead to 12-3 on Succop's 39-yard field goal. It was set up by rookie Adoree' Jackson's forced fumble, which was recovered by rookie linebacker Jayon Brown.

In the third quarter, the Titans extended their lead to 15-3 on a 38-yard field goal by Succop.

Disaster struck early in the fourth quarter when Mariota and Henry collided in the backfield, and the ball popped loose. Jaguars defensive end Yannick Ngakoue picked up the loose ball and returned it 67 yards for a touchdown, and suddenly it was 15-10.

But the Titans held on by making winning plays late. Now, the Titans will play in the opening round of the playoffs.

"Very happy for our football team, very happy for our fans," Titans coach Mike Mularkey said. "They've stuck with us for the four the years I've been here, they've been unbelievable. To trust us and come back and help us win a game we needed to win."

"I'll say this about our team, I was not surprised by the effort, that's who they are. They play that way every week and it's why we had a chance to win every week, and they know that. It was outstanding on all their parts."

National Football League Game Summary

NFL Copyright © 2017 by The National Football League. All rights reserved. This summary and play-by-play is for the express purpose of assisting media in their coverage of the game; any other use of this material is prohibited without the written permission of the National Football League. Updated: 1/16/2018

Date: Sunday, 12/31/2017

Jacksonville Jaguars at Tennessee Titans

Start Time: 3:25 PM Central

at Nissan Stadium, Nashville, TN

Game Day Weather

Game Weather: ClearTemp: 23° F (-5.0° C) Humidity: 45%, Wind: Northeast 5 mph

Played Outdoors on Turf: GrassOutdoor Weather: Clear, Wind Chill: 16

Officials

Referee: Corrente, Tony (99)Umpire: Ferrell, Dan (64)Down Judge: Turner, Patrick (13)

Line Judge: Longson, Bart (2)Field Judge: Horton, Buddy (82)Side Judge: Dickson, Ryan (25)

Back Judge: Prukop, Todd (30)Replay Official: Nemmers, Larry (0)

| Jacksonville Jaguars | | | | Tennessee Titans | | | |
|----------------------|--------------------|---------|----------------|------------------|---------------|---------|-----------------|
| Offense | | Defense | | Offense | | Defense | |
| WR | 12 D.Westbrook | DE | 91 Y.Ngakoue | WR | 18 R.Matthews | DE | 94 A.Johnson |
| LT | 72 J.Wells | NT | 99 M.Dareus | TE | 88 L.Stocker | NT | 96 S.Williams |
| LG | 77 P.Omameh | DT | 97 M.Jackson | LT | 77 T.Lewan | DT | 99 J.Casey |
| C | 65 B.Linder | DE | 93 C.Campbell | LG | 67 Q.Spain | OLB | 91 D.Morgan |
| RG | 60 A.Cann | WLB | 50 T.Smith | C | 60 B.Jones | ILB | 59 W.Woodyard |
| RT | 78 J.Parnell | MLB | 51 P.Posluszny | RG | 64 J.Kline | ILB | 54 A.Williamson |
| TE | 89 M.Lewis | SLB | 44 M.Jack | RT | 78 J.Conklin | OLB | 98 B.Orakpo |
| WR | 84 K.Cole | LCB | 20 J.Ramsey | WR | 84 C.Davis | CB | 25 A.Jackson |
| QB | 5 B.Bortles | RCB | 21 A.Bouye | QB | 8 M.Mariota | CB | 26 L.Ryan |
| TE | 80 J.O'Shaughnessy | SS | 42 B.Church | TE | 81 J.Smith | SS | 37 J.Cyprien |
| RB | 27 L.Fournette | FS | 39 T.Gipson | RB | 22 D.Henry | FS | 31 K.Byard |

Substitutions

P 3 B.Nortman, K 4 J.Lambo, CB 22 A.Colvin, CB 23 T.Patmon, RB 24 T.Yeldon, S 25 P.Thompson, S 26 J.Wilson, RB 30 C.Grant, CB 31 J.Myrick, FB 40 T.Bohanon, LS 49 C.Holba, LB 52 D.Payne, LB 53 B.Brown, DT 54 E.Ankou, LB 55 L.McCray, DE 56 D.Fowler, DE 59 C.Phillips, OL 69 T.Shatley, TE 83 B.Koyack, WR 85 J.Mickens, WR 88 A.Hurns, DE 94 D.Smoot

Substitutions

K 4 R.Succop, P 6 B.Kern, WR 13 T.Taylor, WR 14 E.Weems, S 21 D.Searcy, CB 23 B.McCain, CB 24 K.Reed, RB 32 D.Fluellen, CB 33 T.Smith, S 41 B.Trawick, LS 48 B.Brinkley, LB 53 D.Bates, LB 55 J.Brown, C/G 62 B.Schwenke, G/T 71 D.Kelly, TE 82 D.Walker, WR 87 E.Decker, TE 89 P.Supernaw, OLB 92 K.Dodd, OLB 93 E.Walden, DE 95 D.King, DL 97 K.Klug

Did Not Play

QB 7 C.Henne, OL 73 J.Walker

Did Not Play

QB 16 M.Cassel, RB 28 K.Muhammad

Not Active

WR 11 M.Lee, WR 19 M.Crockett, RB 33 C.Ivory, OL 64 C.Reed, OL 74 C.Robinson, OL 75 W.Poehls, DT 95 A.Jones

Not Active

QB 3 B.Weeden, RB 29 D.Murray, DB 35 C.Riley, OLB 44 J.Carraway, LB 50 N.Palmer, G/C 61 C.Levin, WR 83 H.Douglas

| Field Goals (made () & missed) | | | | | | | |
|---------------------------------|----------------------|----------|----------------|---|---|----|-------|
| J.Lambo | (41) | R.Succop | (25) (39) (38) | | | | |
| | | 1 | 2 | 3 | 4 | OT | Total |
| VISITOR: | Jacksonville Jaguars | 0 | 3 | 0 | 7 | 0 | 10 |
| HOME: | Tennessee Titans | 0 | 12 | 3 | 0 | 0 | 15 |

| Scoring Plays | | | | | |
|-------------------------|-----|-------|--|------------|------|
| Team | Qtr | Time | Play Description (Extra Point) (Drive Info) | Visitor | Home |
| Titans | 2 | 14:04 | D.Henry 66 yd. pass from M.Mariota (kick blocked) (7-82, 3:46) | 0 | 6 |
| Jaguars | 2 | 10:14 | J.Lambo 41 yd. Field Goal (9-58, 3:50) | 3 | 6 |
| Titans | 2 | 1:21 | R.Succop 25 yd. Field Goal (4-5, 0:28) | 3 | 9 |
| Titans | 2 | 0:00 | R.Succop 39 yd. Field Goal (4-8, 1:07) | 3 | 12 |
| Titans | 3 | 7:42 | R.Succop 38 yd. Field Goal (8-23, 4:18) | 3 | 15 |
| Jaguars | 4 | 10:48 | Y.Ngakoue 67 yd. fumble return (J.Lambo kick) | 10 | 15 |
| Paid Attendance: 65,501 | | | | Time: 3:05 | |

Jacksonville Jaguars vs Tennessee Titans

12/31/2017 at Nissan Stadium

Final Team Statistics

| | Visitor Jaguars | Home Titans |
|---|--------------------|----------------|
| TOTAL FIRST DOWNS | 13 | 11 |
| By Rushing | 3 | 7 |
| By Passing | 10 | 4 |
| By Penalty | 0 | 0 |
| THIRD DOWN EFFICIENCY | 6-16-38% | 3-16-19% |
| FOURTH DOWN EFFICIENCY | 0-0-0% | 1-1-100% |
| TOTAL NET YARDS | 229 | 232 |
| Total Offensive Plays (inc. times thrown passing) | 60 | 63 |
| Average gain per offensive play | 3.8 | 3.7 |
| NET YARDS RUSHING | 83 | 116 |
| Total Rushing Plays | 24 | 39 |
| Average gain per rushing play | 3.5 | 3.0 |
| Tackles for a loss-number and yards | 2-5 | 7-25 |
| NET YARDS PASSING | 146 | 116 |
| Times thrown - yards lost attempting to pass | 2-12 | 3-18 |
| Gross yards passing | 158 | 134 |
| PASS ATTEMPTS-COMPLETIONS-HAD INTERCEPTED | 34-15-2 | 21-12-0 |
| Avg gain per pass play (inc.# thrown passing) | 4.1 | 4.8 |
| KICKOFFS Number-In End Zone-Touchbacks | 3-2-2 | 4-2-1 |
| PUNTS Number and Average | 8-42.0 | 9-42.6 |
| Had Blocked | 0 | 0 |
| FGs - PATs Had Blocked | 0-0 | 0-1 |
| Net Punting Average | 34.6 | 41.1 |
| TOTAL RETURN YARDAGE (Not Including Kickoffs) | 13 | 49 |
| No. and Yards Punt Returns | 4-13 | 4-19 |
| No. and Yards Kickoff Returns | 3-58 | 0-0 |
| No. and Yards Interception Returns | 0-0 | 2-30 |
| PENALTIES Number and Yards | 6-41 | 2-15 |
| FUMBLES Number and Lost | 4-2 | 1-1 |
| TOUCHDOWNS | 1 | 1 |
| Rushing | 0 | 0 |
| Passing | 0 | 1 |
| Fumbles | 1 | 0 |
| EXTRA POINTS Made-Attempts | 1-1 | 0-1 |
| Kicking Made-Attempts | 1-1 | 0-1 |
| FIELD GOALS Made-Attempts | 1-1 | 3-3 |
| RED ZONE EFFICIENCY | 0-1-0% | 0-2-0% |
| GOAL TO GO EFFICIENCY | 0-0-0% | 0-0-0% |
| SAFETIES | 0 | 0 |
| FINAL SCORE | 10 | 15 |
| TIME OF POSSESSION | 26:33 | 33:27 |

Final Individual Statistics

| Jacksonville Jaguars | | | | | | | | | Tennessee Titans | | | | | | | | | | |
|----------------------|--|-----|-----|------|-------|------|------|-----------------|------------------|-----------|-----|-----|------|------|-------|------|----|----|------|
| RUSHING | | | | ATT | YDS | AVG | LG | TD | RUSHING | | | | ATT | YDS | AVG | LG | TD | | |
| L.Fournette | | | | 19 | 69 | 3.6 | 9 | 0 | M.Mariota | | | | 10 | 60 | 6.0 | 15 | 0 | | |
| B.Bortles | | | | 1 | 9 | 9.0 | 9 | 0 | D.Henry | | | | 28 | 51 | 1.8 | 13 | 0 | | |
| T.Yeldon | | | | 4 | 5 | 1.3 | 4 | 0 | T.Taylor | | | | 1 | 5 | 5.0 | 5 | 0 | | |
| Total | | | | 24 | 83 | 3.5 | 9 | 0 | Total | | | | 39 | 116 | 3.0 | 15 | 0 | | |
| PASSING | | ATT | CMP | YDS | SK/YD | TD | LG | IN | RT | PASSING | | ATT | CMP | YDS | SK/YD | TD | LG | IN | RT |
| B.Bortles | | 34 | 15 | 158 | 2/12 | 0 | 23 | 2 | 33.7 | M.Mariota | | 21 | 12 | 134 | 3/18 | 1 | 66 | 0 | 92.2 |
| Total | | 34 | 15 | 158 | 2/12 | 0 | 23 | 2 | 33.7 | Total | | 21 | 12 | 134 | 3/18 | 1 | 66 | 0 | 92.2 |
| PASS RECEIVING | | TAR | | REC | YDS | AVG | LG | TD | PASS RECEIVING | | TAR | | REC | YDS | AVG | LG | TD | | |
| L.Fournette | | 5 | | 4 | 67 | 16.8 | 23 | 0 | D.Walker | | 5 | | 3 | 19 | 6.3 | 9 | 0 | | |
| K.Cole | | 8 | | 4 | 33 | 8.3 | 15 | 0 | E.Decker | | 6 | | 3 | 18 | 6.0 | 8 | 0 | | |
| A.Hurns | | 5 | | 3 | 38 | 12.7 | 18 | 0 | J.Smith | | 3 | | 3 | 12 | 4.0 | 5 | 0 | | |
| M.Lewis | | 3 | | 2 | 13 | 6.5 | 11 | 0 | D.Henry | | 2 | | 1 | 66 | 66.0 | 66 | 1 | | |
| D.Westbrook | | 9 | | 1 | 9 | 9.0 | 9 | 0 | L.Stocker | | 1 | | 1 | 12 | 12.0 | 12 | 0 | | |
| T.Yeldon | | 2 | | 1 | -2 | -2.0 | -2 | 0 | R.Matthews | | 2 | | 1 | 7 | 7.0 | 7 | 0 | | |
| J.O'Shaughnessy | | 2 | | 0 | 0 | 0.0 | 0 | 0 | C.Davis | | 2 | | 0 | 0 | 0.0 | 0 | 0 | | |
| Total | | 34 | | 15 | 158 | 10.5 | 23 | 0 | Total | | 21 | | 12 | 134 | 11.2 | 66 | 1 | | |
| INTERCEPTIONS | | | | NO | YDS | AVG | LG | TD | INTERCEPTIONS | | | | NO | YDS | AVG | LG | TD | | |
| | | | | | | | | | K.Byard | | | | 2 | 30 | 15.0 | 29 | 0 | | |
| Total | | | | 0 | 0 | 0 | 0 | 0 | Total | | | | 2 | 30 | 15.0 | 29 | 0 | | |
| PUNTING | | NO | YDS | AVG | NET | TB | IN20 | LG | PUNTING | | NO | YDS | AVG | NET | TB | IN20 | LG | | |
| B.Nortman | | 8 | 336 | 42.0 | 34.6 | 2 | 2 | 54 | B.Kern | | 9 | 383 | 42.6 | 41.1 | 0 | 4 | 70 | | |
| Total | | 8 | 336 | 42.0 | 34.6 | 2 | 2 | 54 | Total | | 9 | 383 | 42.6 | 41.1 | 0 | 4 | 70 | | |
| PUNT RETURNS | | NO | YDS | AVG | FC | LG | TD | PUNT RETURNS | | NO | YDS | AVG | FC | LG | TD | | | | |
| J.Mickens | | 4 | 13 | 3.3 | 1 | 7 | 0 | A.Jackson | | 4 | 19 | 4.8 | 2 | 16 | 0 | | | | |
| [DOWNED] | | 1 | 0 | 0.0 | 0 | 0 | 0 | [TOUCHBACK] | | 2 | 0 | 0.0 | 0 | 0 | 0 | | | | |
| [OUT OF BOUNDS] | | 3 | 0 | 0.0 | 0 | 0 | 0 | | | | | | | | | | | | |
| Total | | 4 | 13 | 3.3 | 1 | 7 | 0 | Total | | 4 | 19 | 4.8 | 2 | 16 | 0 | | | | |
| KICKOFF RETURNS | | NO | YDS | AVG | FC | LG | TD | KICKOFF RETURNS | | NO | YDS | AVG | FC | LG | TD | | | | |
| C.Grant | | 3 | 58 | 19.3 | 0 | 22 | 0 | J.Smith | | 0 | 0 | 0.0 | 1 | 0 | 0 | | | | |
| [TOUCHBACK] | | 1 | 0 | 0.0 | 0 | 0 | 0 | [TOUCHBACK] | | 2 | 0 | 0.0 | 0 | 0 | 0 | | | | |
| Total | | 3 | 58 | 19.3 | 0 | 22 | 0 | Total | | 0 | 0 | 0.0 | 1 | 0 | 0 | | | | |

Jacksonville Jaguars

| FUMBLES | FUM | LOST | OWN-REC | YDS | TD | FORCED | OPP-REC | YDS | TD | OUT-BDS |
|-------------|-----|------|---------|-----|----|--------|---------|-----|----|---------|
| J.Mickens | 2 | 1 | 1 | 0 | 0 | 0 | 0 | 0 | 0 | 0 |
| L.Fournette | 1 | 0 | 1 | 0 | 0 | 0 | 0 | 0 | 0 | 0 |
| K.Cole | 1 | 1 | 0 | 0 | 0 | 0 | 0 | 0 | 0 | 0 |
| Y.Ngakoue | 0 | 0 | 0 | 0 | 0 | 0 | 1 | 67 | 1 | 0 |
| Total | 4 | 2 | 2 | 0 | 0 | 0 | 1 | 67 | 1 | 0 |

Tennessee Titans

| FUMBLES | FUM | LOST | OWN-REC | YDS | TD | FORCED | OPP-REC | YDS | TD | OUT-BDS |
|--------------|-----|------|---------|-----|----|--------|---------|-----|----|---------|
| M.Mariota | 1 | 1 | 0 | -7 | 0 | 0 | 0 | 0 | 0 | 0 |
| A.Jackson | 0 | 0 | 0 | 0 | 0 | 1 | 0 | 0 | 0 | 0 |
| A.Williamson | 0 | 0 | 0 | 0 | 0 | 1 | 0 | 0 | 0 | 0 |
| J.Brown | 0 | 0 | 0 | 0 | 0 | 0 | 1 | 0 | 0 | 0 |
| P.Superdaw | 0 | 0 | 0 | 0 | 0 | 0 | 1 | 0 | 0 | 0 |
| Total | 1 | 1 | 0 | -7 | 0 | 2 | 2 | 0 | 0 | 0 |

Play By Play

First Quarter

12/31/2017

TEN wins the coin toss and elects to defer. JAX elects to Receive, and TEN elects to defend the north goal.

R.Succop kicks 65 yards from TEN 35 to JAX 0. C.Grant to JAX 22 for 22 yards (D.Searcy).

Jacksonville Jaguars at 15:00, (1st play from scrimmage 14:54)

- 1-10-JAX 22 (14:54) L.Fournette up the middle to JAX 27 for 5 yards (S.Williams).
- 2-5-JAX 27 (14:26) (No Huddle, Shotgun) B.Bortles pass incomplete short left to J.O'Shaughnessy (A.Williamson).
- 3-5-JAX 27 (14:21) (Shotgun) B.Bortles pass short middle to K.Cole to JAX 31 for 4 yards (J.Brown).
- 4-1-JAX 31 (13:46) (Punt formation) B.Nortman punts 44 yards to TEN 25, Center-C.Holba. A.Jackson to TEN 41 for 16 yards (P.Thompson).

Tennessee Titans at 13:34

- 1-10-TEN 41 (13:34) D.Henry left tackle to TEN 39 for -2 yards (C.Campbell).
- 2-12-TEN 39 (12:56) (Shotgun) M.Mariota pass short left to J.Smith to TEN 44 for 5 yards (A.Bouye).
Jacksonville challenged the pass completion ruling, and the play was Upheld. The ruling on the field stands. (Timeout #1.)
- 3-7-TEN 44 (12:29) (Shotgun) M.Mariota sacked at TEN 36 for -8 yards (A.Bouye).

PENALTY on JAX-M.Jackson, Defensive Offside, 5 yards, enforced at TEN 44 - No Play.
- 3-2-TEN 49 (12:01) (Shotgun) M.Mariota pass incomplete short middle to D.Walker.
- 4-2-TEN 49 (11:57) (Punt formation) B.Kern punts 39 yards to JAX 12, Center-B.Brinkley, out of bounds.

Jacksonville Jaguars at 11:49

- 1-10-JAX 12 (11:49) (Shotgun) L.Fournette up the middle to JAX 14 for 2 yards (J.Casey).
- 2-8-JAX 14 (11:18) (Shotgun) B.Bortles pass short middle to K.Cole to JAX 25 for 11 yards (A.Jackson). P1
- 1-10-JAX 25 (10:51) L.Fournette up the middle to JAX 30 for 5 yards (W.Woodyard; S.Williams).
- 2-5-JAX 30 (10:20) B.Bortles pass incomplete short right to D.Westbrook.
- 3-5-JAX 30 (10:12) (Shotgun) B.Bortles pass short right to L.Fournette to JAX 45 for 15 yards (A.Jackson). P2
- 1-10-JAX 45 (9:41) (No Huddle, Shotgun) B.Bortles pass short right to T.Yeldon to JAX 43 for -2 yards (A.Williamson).
- 2-12-JAX 43 (9:05) (No Huddle, Shotgun) L.Fournette right tackle to JAX 42 for -1 yards (K.Klug).
- 3-13-JAX 42 (8:24) (Shotgun) B.Bortles pass incomplete deep middle to D.Westbrook.
- 4-13-JAX 42 (8:20) (Punt formation) B.Nortman punts 41 yards to TEN 17, Center-C.Holba. A.Jackson to TEN 16 for -1 yards (D.Payne).

Tennessee Titans at 8:07

- 1-10-TEN 16 (8:07) D.Henry left guard to TEN 15 for -1 yards (B.Church).
- 2-11-TEN 15 (7:31) D.Henry right tackle to TEN 3 for -12 yards (T.Gipson).
- 3-23-TEN 3 (6:45) (Shotgun) D.Henry left tackle to TEN 4 for 1 yard (M.Jackson; C.Campbell).
- 4-22-TEN 4 (6:05) (Punt formation) B.Kern punts 62 yards to JAX 34, Center-B.Brinkley. J.Mickens to JAX 47 for 13 yards (E.Weems).

PENALTY on JAX-T.Patmon, Illegal Block Above the Waist, 10 yards, enforced at JAX 37.

Jacksonville Jaguars at 5:52

- 1-10-JAX 27 (5:52) L.Fournette up the middle to JAX 35 for 8 yards (A.Jackson).
- 2-2-JAX 35 (5:28) L.Fournette right guard to JAX 36 for 1 yard (A.Williamson).
- 3-1-JAX 36 (4:45) (Shotgun) B.Bortles pass short right to M.Lewis pushed ob at JAX 38 for 2 yards (J.Cyprien). P3
- 1-10-JAX 38 (4:19) (Shotgun) L.Fournette right guard to JAX 44 for 6 yards (E.Walden).
- 2-4-JAX 44 (3:47) (Shotgun) L.Fournette right tackle to JAX 44 for no gain (A.Williamson).
- 3-4-JAX 44 (3:05) (Shotgun) B.Bortles pass incomplete short right to K.Cole (A.Jackson).
- 4-4-JAX 44 (2:59) (Punt formation) B.Nortman punts 38 yards to TEN 18, Center-C.Holba, fair catch by A.Jackson.

Tennessee Titans at 2:50

- 1-10-TEN 18 (2:50) M.Mariota pass short right to D.Walker to TEN 21 for 3 yards (J.Ramsey).
- 2-7-TEN 21 (2:09) (Shotgun) D.Henry left tackle to TEN 23 for 2 yards (C.Campbell).
- 3-5-TEN 23 (1:34) (Shotgun) M.Mariota pass short middle to E.Decker to TEN 28 for 5 yards (A.Colvin). P1
- 1-10-TEN 28 (:48) D.Henry up the middle to TEN 33 for 5 yards (E.Ankou; M.Jackson).
- 2-5-TEN 33 (:07) D.Henry right end pushed ob at TEN 38 for 5 yards (M.Jack). R2

END OF QUARTER

| | Score | Time Poss | First Downs | | | | Efficiencies | |
|----------------------|-------|-----------|-------------|---|---|---|--------------|--------|
| | | | R | P | X | T | 3 Down | 4 Down |
| Jacksonville Jaguars | 0 | 8:10 | 0 | 3 | 0 | 3 | 2/5 | 0/0 |
| Tennessee Titans | 0 | 6:50 | 1 | 1 | 0 | 2 | 1/3 | 0/0 |

Play By Play

Second Quarter

12/31/2017

Tennessee Titans continued.

1-10-TEN 38 (15:00) M.Mariota sacked at TEN 34 for -4 yards (M.Dareus).

2-14-TEN 34 (14:17) (Shotgun) M.Mariota pass short left to D.Henry for 66 yards, TOUCHDOWN.

P3

R.Succop extra point is Blocked (T.Smith), Center-B.Brinkley, Holder-B.Kern. DEFENSIVE TWO-POINT ATTEMPT. A.Colvin recovered the blocked kick. ATTEMPT FAILS.

JAX 0 TEN 6, 7 plays, 82 yards, 3:46 drive, 0:56 elapsed

R.Succop kicks 64 yards from TEN 35 to JAX 1. C.Grant to JAX 19 for 18 yards (D.Fluellen).

Jacksonville Jaguars at 14:04, (1st play from scrimmage 13:58)

1-10-JAX 19 (13:58) B.Bortles pass short right to K.Cole to JAX 34 for 15 yards (T.Smith; W.Woodyard).

P4

Tennessee challenged the pass completion ruling, and the play was Upheld. The ruling on the field stands. (Timeout #1.)

1-10-JAX 34 (13:29) L.Fournette left guard to JAX 37 for 3 yards (A.Williamson; J.Cyprien).

2-7-JAX 37 (13:01) (Shotgun) B.Bortles pass incomplete short middle to D.Westbrook (A.Jackson).

3-7-JAX 37 (12:57) B.Bortles pass short left to A.Hurns pushed ob at TEN 45 for 18 yards (K.Byard).

P5

1-10-TEN 45 (12:21) (Shotgun) B.Bortles pass short right to L.Fournette pushed ob at TEN 22 for 23 yards (A.Jackson).

P6

1-10-TEN 22 (11:46) T.Yeldon up the middle to TEN 19 for 3 yards (J.Cyprien; A.Williamson).

2-7-TEN 19 (11:05) T.Yeldon left guard to TEN 23 for -4 yards (E.Walden; D.Morgan).

3-11-TEN 23 (10:23) (Shotgun) B.Bortles pass incomplete short right to A.Hurns (K.Reed).

4-11-TEN 23 (10:14) (Field Goal formation) J.Lambo 41 yard field goal is GOOD, Center-C.Holba, Holder-B.Nortman.

JAX 3 TEN 6, 9 plays, 58 yards, 3:50 drive, 4:46 elapsed

J.Lambo kicks 65 yards from JAX 35 to end zone, Touchback.

Tennessee Titans at 10:14

1-10-TEN 25 (10:14) D.Henry right guard to TEN 38 for 13 yards (A.Bouye; P.Posluszny).

R4

1-10-TEN 38 (9:36) M.Mariota scrambles left end pushed ob at TEN 41 for 3 yards (T.Smith).

2-7-TEN 41 (8:59) (Shotgun) T.Taylor right end to TEN 46 for 5 yards (T.Smith).

3-2-TEN 46 (8:17) (Shotgun) D.Henry up the middle to TEN 46 for no gain (T.Gipson).

4-2-TEN 46 (7:36) (Punt formation) B.Kern punts 41 yards to JAX 13, Center-B.Brinkley, fair catch by J.Mickens.

Jacksonville Jaguars at 7:29

1-10-JAX 13 (7:29) B.Bortles pass incomplete short middle to L.Fournette (W.Woodyard).

2-10-JAX 13 (7:24) L.Fournette left guard to JAX 16 for 3 yards (K.Klug).

3-7-JAX 16 (6:43) (Shotgun) B.Bortles pass short middle to L.Fournette to JAX 29 for 13 yards (J.Brown).

P7

1-10-JAX 29 (6:12) (No Huddle, Shotgun) B.Bortles pass short middle to D.Westbrook to JAX 38 for 9 yards (T.Smith; K.Byard).

2-1-JAX 38 (5:35) L.Fournette left tackle to JAX 45 for 7 yards (W.Woodyard; A.Williamson).

R8

1-10-JAX 45 (5:06) T.Yeldon left end to JAX 49 for 4 yards (W.Woodyard).

2-6-JAX 49 (4:34) T.Yeldon right tackle to TEN 49 for 2 yards (A.Williamson).

3-4-TEN 49 (3:54) (Shotgun) B.Bortles pass incomplete deep left to K.Cole [B.Orakpo].

4-4-TEN 49 (3:49) (Punt formation) B.Nortman punts 44 yards to TEN 5, Center-C.Holba, downed by JAX-P.Thompson.

Tennessee challenged the too many players on field ruling, and the play was REVERSED.

(Punt formation) B.Nortman punts 44 yards to TEN 5, Center-C.Holba, downed by JAX-P.Thompson.

PENALTY on JAX, Offensive 12 On-field, 5 yards, enforced at TEN 49 - No Play.

4-9-JAX 46 (3:38) (Punt formation) B.Nortman punts 54 yards to end zone, Center-C.Holba, Touchback.

Tennessee Titans at 3:30

1-10-TEN 20 (3:30) (Shotgun) M.Mariota left end to TEN 28 for 8 yards (T.Smith).

2-2-TEN 28 (2:53) D.Henry right tackle to TEN 29 for 1 yard (M.Dareus).

3-1-TEN 29 (2:09) D.Henry right tackle to TEN 29 for no gain (T.Smith; C.Campbell).

Two-Minute Warning

Timeout #2 by TEN at 02:00.

4-1-TEN 29 (2:00) (Punt formation) B.Kern punts 39 yards to JAX 32, Center-B.Brinkley. J.Mickens MUFFS catch, touched at JAX 32, RECOVERED by TEN-P.Superdaw at JAX 23.

PENALTY on JAX-J.Mickens, Unnecessary Roughness, 11 yards, enforced at JAX 23.

Tennessee Titans at 1:49

1-10-JAX 12 (1:49) D.Henry left end pushed ob at JAX 9 for 3 yards (A.Bouye).

2-7-JAX 9 (1:43) (Shotgun) D.Henry right end to JAX 7 for 2 yards (B.Church).

Timeout #2 by JAX at 01:31.

Jacksonville Jaguars vs Tennessee Titans at Nissan Stadium

- 3-5-JAX 7 (1:31) (Shotgun) M.Mariota pass incomplete short left to D.Walker.
- 4-5-JAX 7 (1:26) (Field Goal formation) R.Succop 25 yard field goal is GOOD, Center-B.Brinkley, Holder-B.Kern.

JAX 3 TEN 9, 4 plays, 5 yards, 0:28 drive, 13:39 elapsed

R.Succop kicks 57 yards from TEN 35 to JAX 8. C.Grant to JAX 26 for 18 yards (E.Weems).

Jacksonville Jaguars at 1:21, (1st play from scrimmage 1:15)

- 1-10-JAX 26 (1:15) (Shotgun) B.Bortles pass short right to K.Cole to JAX 30 for 4 yards (A.Jackson). FUMBLES (A.Jackson), RECOVERED by TEN-J.Brown at JAX 29. J.Brown to JAX 29 for no gain (L.Fournette).
The Replay Official reviewed the fumble ruling, and the play was Upheld. The ruling on the field stands.

Tennessee Titans at 1:07

- 1-10-JAX 29 (1:07) M.Mariota pass incomplete deep left to C.Davis.
- 2-10-JAX 29 (1:01) (Shotgun) M.Mariota pass short middle to J.Smith to JAX 26 for 3 yards (C.Campbell).
- 3-7-JAX 26 (:19) (Shotgun) M.Mariota pass short middle to E.Decker to JAX 21 for 5 yards (Y.Ngakoue).
Timeout #3 by TEN at 00:03.
- 4-2-JAX 21 (:03) (Field Goal formation) R.Succop 39 yard field goal is GOOD, Center-B.Brinkley, Holder-B.Kern.

JAX 3 TEN 12, 4 plays, 8 yards, 1:07 drive, 15:00 elapsed

| END OF QUARTER | Time | | First Downs | | | | Efficiencies | |
|----------------------|-------|------|-------------|---|---|---|--------------|--------|
| | Score | Poss | R | P | X | T | 3 Down | 4 Down |
| Jacksonville Jaguars | 3 | 8:03 | 1 | 4 | 0 | 5 | 2/4 | 0/0 |
| Tennessee Titans | 12 | 6:57 | 1 | 1 | 0 | 2 | 0/4 | 0/0 |

Jacksonville Jaguars vs Tennessee Titans

12/31/2017 at Nissan Stadium

First Half Summary

| PERIOD SCORES | | | TIME OF POSSESSION | | |
|---------------|---|---------|--------------------|-------|--|
| Jaguars | 0 | 3 = 3 | Jaguars | 16:13 | |
| Titans | 0 | 12 = 12 | Titans | 13:47 | |

| Scoring Plays | | | | | |
|---------------|-----|-------|--|---------|------|
| Team | Qtr | Time | Play Description (Extra Point) (Drive Info) | Visitor | Home |
| Titans | 2 | 14:04 | D.Henry 66 yd. pass from M.Mariota (kick blocked) (7-82, 3:46) | 0 | 6 |
| Jaguars | 2 | 10:14 | J.Lambo 41 yd. Field Goal (9-58, 3:50) | 3 | 6 |
| Titans | 2 | 1:21 | R.Succop 25 yd. Field Goal (4-5, 0:28) | 3 | 9 |
| Titans | 2 | 0:00 | R.Succop 39 yd. Field Goal (4-8, 1:07) | 3 | 12 |

| | | | Jacksonville Jaguars | Tennessee Titans |
|--|--|--|----------------------|------------------|
| TOTAL FIRST DOWNS | | | 8 | 4 |
| First Downs Rushing-Passing-by Penalty | | | 1 - 7 - 0 | 2 - 2 - 0 |
| THIRD DOWN EFFICIENCY | | | 4-9-44% | 1-7-14% |
| TOTAL NET YARDS | | | 155 | 116 |
| Total Offensive Plays | | | 34 | 26 |
| NET YARDS RUSHING | | | 44 | 33 |
| NET YARDS PASSING | | | 111 | 83 |
| Gross Yards Passing | | | 111 | 87 |
| Times thrown-yards lost attempting to pass | | | 0-0 | 1-4 |
| Pass Attempts-Completions-Had Intercepted | | | 19 - 11 - 0 | 9 - 6 - 0 |
| Punts-Number and Average | | | 4 - 44.3 | 4 - 45.3 |
| Penalties-Number and Yards | | | 4 - 31 | 0 - 0 |
| Fumbles-Number and Lost | | | 2 - 2 | 0 - 0 |
| Red Zone Efficiency | | | 0-1-0% | 0-1-0% |
| Average Drive Start | | | JAX 20 | TEN 40 |

| Jacksonville Jaguars | | | | | | | | | | Tennessee Titans | | | | | | | | | | | | | | | |
|----------------------|--|--|--|--|-----|-----|-----|-------|----|------------------|----------------|------|-----------|--|-----|-----|-----|-----|------|-----|-------|----|----|----|-------|
| RUSHING | | | | | ATT | YDS | AVG | LG | TD | RUSHING | | | | | ATT | YDS | AVG | LG | TD | | | | | | |
| L.Fournette | | | | | 11 | 39 | 3.5 | 8 | 0 | D.Henry | | | | | 13 | 17 | 1.3 | 13 | 0 | | | | | | |
| T.Yeldon | | | | | 4 | 5 | 1.3 | 4 | 0 | M.Mariota | | | | | 2 | 11 | 5.5 | 8 | 0 | | | | | | |
| | | | | | | | | | | T.Taylor | | | | | 1 | 5 | 5.0 | 5 | 0 | | | | | | |
| Total | | | | | 15 | 44 | 2.9 | 8 | 0 | Total | | | | | 16 | 33 | 2.1 | 13 | 0 | | | | | | |
| PASSING | | | | | ATT | CMP | YDS | SK/YD | TD | LG | IN | RT | PASSING | | | | | ATT | CMP | YDS | SK/YD | TD | LG | IN | RT |
| B.Bortles | | | | | 19 | 11 | 111 | 0/0 | 0 | 23 | 0 | 74.7 | M.Mariota | | | | | 9 | 6 | 87 | 1/4 | 1 | 66 | 0 | 135.0 |
| Total | | | | | 19 | 11 | 111 | 0/0 | 0 | 23 | 0 | 74.7 | Total | | | | | 9 | 6 | 87 | 1/4 | 1 | 66 | 0 | 135.0 |
| PASS RECEIVING | | | | | TAR | REC | YDS | AVG | LG | TD | PASS RECEIVING | | | | | TAR | REC | YDS | AVG | LG | TD | | | | |
| K.Cole | | | | | 6 | 4 | 33 | 8.3 | 15 | 0 | E.Decker | | | | | 2 | 2 | 10 | 5.0 | 5 | 0 | | | | |
| L.Fournette | | | | | 4 | 3 | 51 | 17.0 | 23 | 0 | J.Smith | | | | | 2 | 2 | 8 | 4.0 | 5 | 0 | | | | |
| A.Hurns | | | | | 2 | 1 | 18 | 18.0 | 18 | 0 | D.Henry | | | | | 1 | 1 | 66 | 66.0 | 66 | 1 | | | | |
| D.Westbrook | | | | | 4 | 1 | 9 | 9.0 | 9 | 0 | D.Walker | | | | | 3 | 1 | 3 | 3.0 | 3 | 0 | | | | |
| M.Lewis | | | | | 1 | 1 | 2 | 2.0 | 2 | 0 | C.Davis | | | | | 1 | 0 | 0 | 0.0 | 0 | 0 | | | | |
| T.Yeldon | | | | | 1 | 1 | -2 | -2.0 | -2 | 0 | | | | | | | | | | | | | | | |
| J.O'Shaughnessy | | | | | 1 | 0 | 0 | 0.0 | 0 | 0 | | | | | | | | | | | | | | | |
| Total | | | | | 19 | 11 | 111 | 10.1 | 23 | 0 | Total | | | | | 9 | 6 | 87 | 14.5 | 66 | 1 | | | | |

| Jacksonville Jaguars | | | | | | | | | | Tennessee Titans | | | | | | | | | |
|-------------------------|-----|------|----|-------|-----|---|----|----|----|------------------|-----|-----|----|----|------|-----|-----|----|----|
| Regular Defensive Plays | | | | | | | | | | Special Teams | | | | | Misc | | | | |
| TKL | AST | COMB | SK | / YDS | TFL | Q | IN | PD | FF | FR | TKL | AST | FF | FR | BL | TKL | AST | FF | FR |
| C.Campbell | 3 | 2 | 5 | 0 | 0 | 1 | 0 | 0 | 0 | 0 | 0 | 0 | 0 | 0 | 0 | 0 | 0 | 0 | 0 |
| T.Smith | 3 | 1 | 4 | 0 | 0 | 0 | 0 | 0 | 0 | 0 | 0 | 0 | 0 | 0 | 1 | 0 | 0 | 0 | 0 |
| A.Bouye | 2 | 1 | 3 | 0 | 0 | 0 | 0 | 0 | 0 | 0 | 0 | 0 | 0 | 0 | 0 | 0 | 0 | 0 | 0 |
| B.Church | 2 | 0 | 2 | 0 | 0 | 1 | 0 | 0 | 0 | 0 | 0 | 0 | 0 | 0 | 0 | 0 | 0 | 0 | 0 |
| Total | 10 | 4 | 14 | 0 | 0 | 2 | 0 | 0 | 0 | 0 | 0 | 0 | 0 | 0 | 1 | 0 | 0 | 0 | 0 |

12/31/2017 at Nissan Stadium[illegible]

Play By Play

Third Quarter

12/31/2017

TEN elects to Receive, and JAX elects to defend the South goal.

J.Lambo kicks 34 yards from JAX 35 to TEN 31, fair catch by J.Smith.

Tennessee Titans at 15:00

- 1-10-TEN 31 (15:00) (Shotgun) M.Mariota left end to TEN 38 for 7 yards (M.Jack).
- 2-3-TEN 38 (14:23) D.Henry left end pushed ob at TEN 42 for 4 yards (M.Jack).
PENALTY on TEN-L.Stocker, Offensive Holding, 10 yards, enforced at TEN 38 - No Play.
- 2-13-TEN 28 (13:57) (Shotgun) M.Mariota pass incomplete short left to C.Davis.
- 3-13-TEN 28 (13:53) (Shotgun) M.Mariota pass incomplete deep middle to R.Matthews.
- 4-13-TEN 28 (13:47) (Punt formation) B.Kern punts 63 yards to JAX 9, Center-B.Brinkley. J.Mickens MUFFS catch, and recovers at JAX 2. J.Mickens to JAX 5 for 3 yards (T.Taylor; L.Stocker).

Jacksonville Jaguars at 13:31

- 1-10-JAX 5 (13:31) L.Fournette right guard to JAX 9 for 4 yards (B.Orakpo).
- 2-6-JAX 9 (12:56) (Shotgun) L.Fournette left guard to JAX 9 for no gain (S.Williams; A.Williamson).
- 3-6-JAX 9 (12:13) (Shotgun) B.Bortles pass incomplete deep right to D.Westbrook [B.Orakpo].
- 4-6-JAX 9 (12:06) (Punt formation) B.Nortman punts 34 yards to JAX 43, Center-C.Holba, fair catch by A.Jackson.

Tennessee Titans at 12:00

- 1-10-JAX 43 (12:00) D.Henry left tackle to JAX 44 for -1 yards (T.Smith).
- 2-11-JAX 44 (11:21) (Shotgun) M.Mariota scrambles left end pushed ob at JAX 38 for 6 yards (T.Smith).
- 3-5-JAX 38 (10:43) (Shotgun) M.Mariota pass short right to E.Decker to JAX 30 for 8 yards (J.Ramsey).
- 1-10-JAX 30 (10:01) D.Henry right tackle to JAX 18 for 12 yards (B.Church).
- 1-10-JAX 18 (9:17) D.Henry left end pushed ob at JAX 13 for 5 yards (T.Gipson).
- 2-5-JAX 13 (8:37) (Shotgun) M.Mariota sacked at JAX 20 for -7 yards (E.Ankou).
- 3-12-JAX 20 (7:51) (Shotgun) M.Mariota pass incomplete short left to D.Henry.
- 4-12-JAX 20 (7:47) (Field Goal formation) R.Succop 38 yard field goal is GOOD, Center-B.Brinkley, Holder-B.Kern.

JAX 3 TEN 15, 8 plays, 23 yards, 4:18 drive, 7:18 elapsed

R.Succop kicks 65 yards from TEN 35 to end zone, Touchback.

Jacksonville Jaguars at 7:42

- 1-10-JAX 25 (7:42) (Shotgun) B.Bortles pass incomplete deep left to D.Westbrook.
- 2-10-JAX 25 (7:36) (Shotgun) B.Bortles right end pushed ob at JAX 34 for 9 yards (J.Cyprien).
- 3-1-JAX 34 (7:13) (Shotgun) L.Fournette up the middle to JAX 37 for 3 yards (D.Morgan; A.Williamson).
- 1-10-JAX 37 (6:44) (Shotgun) B.Bortles pass short middle to A.Hurns to JAX 49 for 12 yards (K.Byard).
- 1-10-JAX 49 (6:07) (Shotgun) B.Bortles pass short left to A.Hurns pushed ob at TEN 43 for 8 yards (K.Byard).
- 2-2-TEN 43 (5:44) (Shotgun) L.Fournette up the middle to TEN 34 for 9 yards (K.Byard).
- 1-10-TEN 34 (5:15) (Shotgun) B.Bortles pass incomplete deep left to D.Westbrook.
- 2-10-TEN 34 (5:09) (Shotgun) B.Bortles pass incomplete short left to D.Westbrook (A.Johnson).
- 3-10-TEN 34 (5:04) (Shotgun) B.Bortles sacked at TEN 36 for -2 yards (J.Casey).
- 4-12-TEN 36 (4:26) (Punt formation) PENALTY on JAX-C.Holba, False Start, 5 yards, enforced at TEN 36 - No Play.
- 4-17-TEN 41 (4:26) (Punt formation) PENALTY on JAX-B.Brown, False Start, 5 yards, enforced at TEN 41 - No Play.
- 4-22-TEN 46 (4:25) (Punt formation) B.Nortman punts 30 yards to TEN 16, Center-C.Holba. A.Jackson to TEN 21 for 5 yards (D.Payne; C.Holba).

Tennessee Titans at 4:14

- 1-10-TEN 21 (4:14) D.Henry up the middle to TEN 24 for 3 yards (P.Posluszny; D.Fowler).
- 2-7-TEN 24 (3:35) M.Mariota pass short left to D.Walker ran ob at TEN 33 for 9 yards.
- 1-10-TEN 33 (3:01) M.Mariota sacked at TEN 26 for -7 yards (sack split by D.Fowler and B.Church).
- 2-17-TEN 26 (2:16) (Shotgun) M.Mariota pass incomplete short right to E.Decker.
- 3-17-TEN 26 (2:11) (Shotgun) M.Mariota pass incomplete deep right to E.Decker [M.Jack].
- 4-17-TEN 26 (2:02) (Punt formation) B.Kern punts 51 yards to JAX 23, Center-B.Brinkley. J.Mickens to JAX 30 for 7 yards (W.Woodyard).

Jacksonville Jaguars at 1:50

- 1-10-JAX 30 (1:50) (Shotgun) L.Fournette right tackle to JAX 35 for 5 yards (J.Casey).
- 2-5-JAX 35 (1:09) (Shotgun) L.Fournette left tackle to JAX 39 for 4 yards (A.Williamson; A.Johnson).
- 3-1-JAX 39 (:28) (Shotgun) B.Bortles pass short middle to M.Lewis to 50 for 11 yards (T.Smith).

P5

R6

R9

P10

R11

P7

P12

Jacksonville Jaguars vs Tennessee Titans at Nissan Stadium

END OF QUARTER

| | Score | Time | First Downs | | | | Efficiencies | |
|----------------------|-------|------|-------------|---|---|---|--------------|--------|
| | | Poss | R | P | X | T | 3 Down | 4 Down |
| Jacksonville Jaguars | 3 | 6:49 | 2 | 2 | 0 | 4 | 2/4 | 0/0 |
| Tennessee Titans | 15 | 8:11 | 1 | 2 | 0 | 3 | 1/4 | 0/0 |

Fourth Quarter

12/31/2017

Play By Play

Jacksonville Jaguars continued.

- 1-10-50 (15:00) L.Fournette up the middle to TEN 49 for 1 yard (K.Byard; J.Casey).
- 2-9-TEN 49 (14:27) (Shotgun) B.Bortles pass incomplete deep middle to K.Cole.
- 3-9-TEN 49 (14:23) (Shotgun) B.Bortles pass deep left intended for A.Hurns INTERCEPTED by K.Byard [D.Morgan] at TEN 30. K.Byard pushed ob at JAX 41 for 29 yards (D.Westbrook).

Tennessee Titans at 14:12

- 1-10-JAX 41 (14:12) M.Mariota pass short left to R.Matthews pushed ob at JAX 34 for 7 yards (B.Church).
- 2-3-JAX 34 (13:38) D.Henry right tackle to JAX 39 for -5 yards (J.Ramsey; T.Gipson). TEN-T.Lewan was injured during the play. His return is Questionable.
- 3-8-JAX 39 (13:03) (Shotgun) M.Mariota pass short right to D.Walker to JAX 32 for 7 yards (T.Smith).
- 4-1-JAX 32 (12:28) M.Mariota up the middle to JAX 30 for 2 yards (M.Jackson).
- 1-10-JAX 30 (11:45) D.Henry right tackle to JAX 26 for 4 yards (M.Dareus).
- 2-6-JAX 26 (11:02) M.Mariota FUMBLES (Aborted) at JAX 32, RECOVERED by JAX-Y.Ngakoue at JAX 33. Y.Ngakoue for 67 yards, TOUCHDOWN.

R8

Jacksonville Jaguars at 10:48

J.Lambo extra point is GOOD, Center-C.Holba, Holder-B.Nortman.

JAX 10 TEN 15, 0 plays, 67 yards, 0:00 drive , 4:12 elapsed

J.Lambo kicks 65 yards from JAX 35 to end zone, Touchback.

Tennessee Titans at 10:48

- 1-10-TEN 25 (10:48) M.Mariota pass short left to J.Smith to TEN 29 for 4 yards (J.Wilson).
- 2-6-TEN 29 (10:09) D.Henry left end pushed ob at TEN 32 for 3 yards (A.Colvin).
- 3-3-TEN 32 (9:34) (Shotgun) M.Mariota pass incomplete short right to E.Decker.
- 4-3-TEN 32 (9:28) (Punt formation) B.Kern punts 34 yards to JAX 34, Center-B.Brinkley, downed by TEN-P.Supernaw.

Jacksonville Jaguars at 9:19

- 1-10-JAX 34 (9:19) B.Bortles pass short left to L.Fournette pushed ob at 50 for 16 yards (T.Smith).
- 1-10-50 (8:49) (Shotgun) B.Bortles pass incomplete short middle to K.Cole.
- 2-10-50 (8:45) L.Fournette left tackle to TEN 47 for 3 yards (A.Williamson). FUMBLES (A.Williamson), and recovers at TEN 46.
- 3-6-TEN 46 (8:04) (Shotgun) B.Bortles pass incomplete deep left to T.Yeldon.
- 4-6-TEN 46 (7:57) (Punt formation) B.Nortman punts 46 yards to end zone, Center-C.Holba, Touchback.

P13

Tennessee Titans at 7:48

- 1-10-TEN 20 (7:48) M.Mariota scrambles right end pushed ob at TEN 35 for 15 yards (P.Posluszny).
- 1-10-TEN 35 (7:10) D.Henry left tackle to TEN 32 for -3 yards (C.Campbell).
- 2-13-TEN 32 (6:33) M.Mariota pass short middle to L.Stocker to TEN 44 for 12 yards (P.Posluszny; T.Smith).
- 3-1-TEN 44 (5:44) D.Henry left guard to TEN 43 for -1 yards (T.Gipson).
- 4-2-TEN 43 (5:09) (Punt formation) B.Kern punts 25 yards to JAX 32, Center-B.Brinkley, out of bounds.

R9

Jacksonville Jaguars at 5:01

- 1-10-JAX 32 (5:01) (Shotgun) B.Bortles pass incomplete deep left to D.Westbrook.
- 2-10-JAX 32 (4:55) (Shotgun) B.Bortles sacked at JAX 22 for -10 yards (B.Orakpo).
- 3-20-JAX 22 (4:16) (Shotgun) B.Bortles pass incomplete deep left to M.Lewis.
- 4-20-JAX 22 (4:08) (Punt formation) B.Nortman punts 49 yards to TEN 29, Center-C.Holba. A.Jackson pushed ob at TEN 28 for -1 yards (P.Posluszny).

Tennessee Titans at 3:57

- 1-10-TEN 28 (3:57) D.Henry right tackle to TEN 32 for 4 yards (C.Campbell; M.Jackson).
- 2-6-TEN 32 (3:13) (Shotgun) M.Mariota right tackle to TEN 39 for 7 yards (B.Church).
- Timeout #1 by JAX at 03:01.
- 1-10-TEN 39 (3:01) D.Henry left guard to TEN 43 for 4 yards (P.Posluszny).
- 2-6-TEN 43 (2:17) D.Henry up the middle to TEN 44 for 1 yard (T.Smith).
- Timeout #2 by JAX at 02:13.
- 3-5-TEN 44 (2:13) (Shotgun) M.Mariota scrambles left end to JAX 43 for 13 yards (A.Bouye).

R10

R11

Two-Minute Warning

- 1-10-JAX 43 (2:00) D.Henry right tackle to JAX 39 for 4 yards (M.Jackson; M.Jack).
- Timeout #3 by JAX at 01:56.
- 2-6-JAX 39 (1:56) (Run formation) D.Henry up the middle to JAX 36 for 3 yards (M.Jackson).
- Timeout #1 by TEN at 01:12.

Jacksonville Jaguars vs Tennessee Titans at Nissan Stadium

- 3-3-JAX 36 (1:12) D.Henry left tackle to JAX 35 for 1 yard (P.Posluszny).
Timeout #2 by TEN at 00:25.
- 4-2-JAX 35 (:25) (Run formation) PENALTY on TEN-M.Mariota, Delay of Game, 5 yards, enforced at JAX 35 - No Play.
- 4-7-JAX 40 (:24) (Punt formation) B.Kern punts 22 yards to JAX 18, Center-B.Brinkley, out of bounds.

Jacksonville Jaguars at 0:18

- 1-10-JAX 18 (:18) (Shotgun) B.Bortles pass deep right intended for J.O'Shaughnessy INTERCEPTED by K.Byard at JAX 48. K.Byard to JAX 47 for 1 yard.

Tennessee Titans at 0:10

- 1-10-JAX 47 (:10) M.Mariota kneels to JAX 48 for -1 yards.

| END OF QUARTER | Time | | First Downs | | | | Efficiencies | |
|----------------------|-------|-------|-------------|---|---|---|--------------|--------|
| | Score | Poss | R | P | X | T | 3 Down | 4 Down |
| Jacksonville Jaguars | 10 | 3:31 | 0 | 1 | 0 | 1 | 0/3 | 0/0 |
| Tennessee Titans | 15 | 11:29 | 4 | 0 | 0 | 4 | 1/5 | 1/1 |

Jacksonville Jaguars vs Tennessee Titans
12/31/2017 at Nissan Stadium

Final Defensive Statistics

Jacksonville Jaguars

Regular Defensive Plays

Special Teams

Misc

| | TKL | AST | COMB | SK | / YDS | TFL | Q | IN | PD | FF | FR | TKL | AST | FF | FR | BL | TKL | AST | FF | FR |
|--------------|-----------|-----------|-----------|----------|-----------|----------|----------|----------|----------|----------|----------|----------|----------|----------|----------|----------|----------|----------|----------|----------|
| T.Smith | 7 | 2 | 9 | 0 | 0 | 1 | 0 | 0 | 0 | 0 | 0 | 0 | 0 | 0 | 0 | 1 | 0 | 0 | 0 | 0 |
| C.Campbell | 4 | 3 | 7 | 0 | 0 | 2 | 0 | 0 | 0 | 0 | 0 | 0 | 0 | 0 | 0 | 0 | 0 | 0 | 0 | 0 |
| B.Church | 5 | 1 | 6 | 0.5 | 3.5 | 1 | 1 | 0 | 0 | 0 | 0 | 0 | 0 | 0 | 0 | 0 | 0 | 0 | 0 | 0 |
| P.Posluszny | 3 | 3 | 6 | 0 | 0 | 0 | 0 | 0 | 0 | 0 | 0 | 1 | 0 | 0 | 0 | 0 | 0 | 0 | 0 | 0 |
| M.Jackson | 2 | 4 | 6 | 0 | 0 | 0 | 0 | 0 | 0 | 0 | 0 | 0 | 0 | 0 | 0 | 0 | 0 | 0 | 0 | 0 |
| T.Gipson | 4 | 1 | 5 | 0 | 0 | 2 | 0 | 0 | 0 | 0 | 0 | 0 | 0 | 0 | 0 | 0 | 0 | 0 | 0 | 0 |
| A.Bouye | 3 | 1 | 4 | 0 | 0 | 0 | 0 | 0 | 0 | 0 | 0 | 0 | 0 | 0 | 0 | 0 | 0 | 0 | 0 | 0 |
| M.Dareus | 3 | 0 | 3 | 1 | 4 | 1 | 1 | 0 | 0 | 0 | 0 | 0 | 0 | 0 | 0 | 0 | 0 | 0 | 0 | 0 |
| M.Jack | 2 | 1 | 3 | 0 | 0 | 0 | 1 | 0 | 0 | 0 | 0 | 0 | 0 | 0 | 0 | 0 | 0 | 0 | 0 | 0 |
| J.Ramsey | 2 | 1 | 3 | 0 | 0 | 0 | 0 | 0 | 0 | 0 | 0 | 0 | 0 | 0 | 0 | 0 | 0 | 0 | 0 | 0 |
| A.Colvin | 2 | 0 | 2 | 0 | 0 | 0 | 0 | 0 | 0 | 0 | 0 | 0 | 0 | 0 | 0 | 0 | 0 | 0 | 0 | 0 |
| E.Ankou | 1 | 1 | 2 | 1 | 7 | 1 | 1 | 0 | 0 | 0 | 0 | 0 | 0 | 0 | 0 | 0 | 0 | 0 | 0 | 0 |
| D.Fowler | 0 | 2 | 2 | 0.5 | 3.5 | 0 | 1 | 0 | 0 | 0 | 0 | 0 | 0 | 0 | 0 | 0 | 0 | 0 | 0 | 0 |
| Y.Ngakoue | 1 | 0 | 1 | 0 | 0 | 0 | 0 | 0 | 0 | 0 | 1 | 0 | 0 | 0 | 0 | 0 | 0 | 0 | 0 | 0 |
| J.Wilson | 1 | 0 | 1 | 0 | 0 | 0 | 0 | 0 | 0 | 0 | 0 | 0 | 0 | 0 | 0 | 0 | 0 | 0 | 0 | 0 |
| D.Payne | 0 | 0 | 0 | 0 | 0 | 0 | 0 | 0 | 0 | 0 | 0 | 1 | 1 | 0 | 0 | 0 | 0 | 0 | 0 | 0 |
| P.Thompson | 0 | 0 | 0 | 0 | 0 | 0 | 0 | 0 | 0 | 0 | 0 | 1 | 0 | 0 | 0 | 0 | 0 | 0 | 0 | 0 |
| C.Holba | 0 | 0 | 0 | 0 | 0 | 0 | 0 | 0 | 0 | 0 | 0 | 0 | 1 | 0 | 0 | 0 | 0 | 0 | 0 | 0 |
| J.Mickens | 0 | 0 | 0 | 0 | 0 | 0 | 0 | 0 | 0 | 0 | 0 | 0 | 0 | 0 | 1 | 0 | 0 | 0 | 0 | 0 |
| L.Fournette | 0 | 0 | 0 | 0 | 0 | 0 | 0 | 0 | 0 | 0 | 0 | 0 | 0 | 0 | 0 | 0 | 1 | 0 | 0 | 1 |
| D.Westbrook | 0 | 0 | 0 | 0 | 0 | 0 | 0 | 0 | 0 | 0 | 0 | 0 | 0 | 0 | 0 | 0 | 1 | 0 | 0 | 0 |
| Total | 40 | 20 | 60 | 3 | 18 | 8 | 5 | 0 | 0 | 0 | 1 | 3 | 2 | 0 | 1 | 1 | 2 | 0 | 0 | 1 |

TKL = Tackle AST = Assist COMB = Combined QH=QB Hit IN = Interception PD = Pass Defense FF = Forced Fumble FR = Fumble Recovery

Tennessee Titans

Regular Defensive Plays

Special Teams

Misc

| | TKL | AST | COMB | SK | / YDS | TFL | QH | IN | PD | FF | FR | TKL | AST | FF | FR | BL | TKL | AST | FF | FR |
|--------------|-----------|-----------|-----------|----------|-----------|----------|----------|----------|----------|----------|----------|----------|----------|----------|----------|----------|----------|----------|----------|----------|
| A.Williamson | 5 | 6 | 11 | 0 | 0 | 1 | 0 | 0 | 1 | 1 | 0 | 0 | 0 | 0 | 0 | 0 | 0 | 0 | 0 | 0 |
| K.Byard | 4 | 2 | 6 | 0 | 0 | 0 | 0 | 2 | 2 | 0 | 0 | 0 | 0 | 0 | 0 | 0 | 0 | 0 | 0 | 0 |
| A.Jackson | 5 | 0 | 5 | 0 | 0 | 0 | 0 | 0 | 2 | 1 | 0 | 0 | 0 | 0 | 0 | 0 | 0 | 0 | 0 | 0 |
| J.Casey | 3 | 1 | 4 | 1 | 2 | 1 | 1 | 0 | 0 | 0 | 0 | 0 | 0 | 0 | 0 | 0 | 0 | 0 | 0 | 0 |
| J.Cyprien | 2 | 2 | 4 | 0 | 0 | 0 | 0 | 0 | 0 | 0 | 0 | 0 | 0 | 0 | 0 | 0 | 0 | 0 | 0 | 0 |
| T.Smith | 2 | 2 | 4 | 0 | 0 | 0 | 0 | 0 | 0 | 0 | 0 | 0 | 0 | 0 | 0 | 0 | 0 | 0 | 0 | 0 |
| W.Woodyard | 1 | 3 | 4 | 0 | 0 | 0 | 0 | 0 | 1 | 0 | 0 | 1 | 0 | 0 | 0 | 0 | 0 | 0 | 0 | 0 |
| S.Williams | 1 | 2 | 3 | 0 | 0 | 0 | 0 | 0 | 0 | 0 | 0 | 0 | 0 | 0 | 0 | 0 | 0 | 0 | 0 | 0 |
| B.Orakpo | 2 | 0 | 2 | 1 | 10 | 1 | 3 | 0 | 0 | 0 | 0 | 0 | 0 | 0 | 0 | 0 | 0 | 0 | 0 | 0 |
| J.Brown | 2 | 0 | 2 | 0 | 0 | 0 | 0 | 0 | 0 | 0 | 1 | 0 | 0 | 0 | 0 | 0 | 0 | 0 | 0 | 0 |
| K.Klug | 2 | 0 | 2 | 0 | 0 | 1 | 0 | 0 | 0 | 0 | 0 | 0 | 0 | 0 | 0 | 0 | 0 | 0 | 0 | 0 |
| E.Walden | 1 | 1 | 2 | 0 | 0 | 0 | 0 | 0 | 0 | 0 | 0 | 0 | 0 | 0 | 0 | 0 | 0 | 0 | 0 | 0 |
| D.Morgan | 0 | 2 | 2 | 0 | 0 | 0 | 1 | 0 | 0 | 0 | 0 | 0 | 0 | 0 | 0 | 0 | 0 | 0 | 0 | 0 |
| A.Johnson | 0 | 1 | 1 | 0 | 0 | 0 | 0 | 0 | 1 | 0 | 0 | 0 | 0 | 0 | 0 | 0 | 0 | 0 | 0 | 0 |
| K.Reed | 0 | 0 | 0 | 0 | 0 | 0 | 0 | 0 | 1 | 0 | 0 | 0 | 0 | 0 | 0 | 0 | 0 | 0 | 0 | 0 |
| E.Weems | 0 | 0 | 0 | 0 | 0 | 0 | 0 | 0 | 0 | 0 | 0 | 2 | 0 | 0 | 0 | 0 | 0 | 0 | 0 | 0 |
| D.Searcy | 0 | 0 | 0 | 0 | 0 | 0 | 0 | 0 | 0 | 0 | 0 | 1 | 0 | 0 | 0 | 0 | 0 | 0 | 0 | 0 |
| D.Fluellen | 0 | 0 | 0 | 0 | 0 | 0 | 0 | 0 | 0 | 0 | 0 | 1 | 0 | 0 | 0 | 0 | 0 | 0 | 0 | 0 |
| T.Taylor | 0 | 0 | 0 | 0 | 0 | 0 | 0 | 0 | 0 | 0 | 0 | 0 | 1 | 0 | 0 | 0 | 0 | 0 | 0 | 0 |
| L.Stocker | 0 | 0 | 0 | 0 | 0 | 0 | 0 | 0 | 0 | 0 | 0 | 0 | 1 | 0 | 0 | 0 | 0 | 0 | 0 | 0 |
| P.Supernaw | 0 | 0 | 0 | 0 | 0 | 0 | 0 | 0 | 0 | 0 | 0 | 0 | 0 | 0 | 1 | 0 | 0 | 0 | 0 | 0 |
| Total | 30 | 22 | 52 | 2 | 12 | 4 | 5 | 2 | 8 | 2 | 1 | 5 | 2 | 0 | 1 | 0 | 0 | 0 | 0 | 0 |

Jacksonville Jaguars vs Tennessee Titans
12/31/2017 at Nissan Stadium

Ball Possession And Drive Chart

Jacksonville Jaguars

| # | Time Recd | Time Lost | Time Poss | How Ball Obtained | Drive Began | # Play | Yds Gain | Yds Pen | Net Yds | 1st Down | Last Scrm | How Given Up |
|----|-----------|-----------|-----------|-------------------|-------------|--------|----------|---------|---------|----------|-----------|--------------|
| 1 | 15:00 | 13:34 | 1:26 | Kickoff | JAX 22 | 3 | 9 | 0 | 9 | 0 | JAX 31 | Punt |
| 2 | 11:49 | 8:07 | 3:42 | Punt | JAX 12 | 8 | 30 | 0 | 30 | 2 | JAX 42 | Punt |
| 3 | 5:52 | 2:50 | 3:02 | Punt | JAX 27 | 6 | 17 | 0 | 17 | 1 | JAX 44 | Punt |
| 4 | 14:04 | 10:14 | 3:50 | Kickoff | JAX 19 | 9 | 58 | 0 | 58 | 3 | * TEN 23 | Field Goal |
| 5 | 7:29 | 3:30 | 3:59 | Punt | JAX 13 | 8 | 38 | -5 | 33 | 2 | JAX 46 | Punt |
| 6 | 1:21 | 1:07 | 0:14 | Kickoff | JAX 26 | 1 | 3 | 0 | 3 | 0 | JAX 26 | Fumble |
| 7 | 13:31 | 12:00 | 1:31 | Punt | JAX 5 | 3 | 4 | 0 | 4 | 0 | JAX 9 | Punt |
| 8 | 7:42 | 4:14 | 3:28 | Kickoff | JAX 25 | 9 | 39 | -10 | 29 | 3 | TEN 46 | Punt |
| 9 | 1:50 | 14:12 | 2:38 | Punt | JAX 30 | 6 | 21 | 0 | 21 | 1 | TEN 49 | Interception |
| 10 | 9:19 | 7:48 | 1:31 | Punt | JAX 34 | 4 | 20 | 0 | 20 | 1 | TEN 46 | Punt |
| 11 | 5:01 | 3:57 | 1:04 | Punt | JAX 32 | 3 | -10 | 0 | -10 | 0 | JAX 22 | Punt |
| 12 | 0:18 | 0:10 | 0:08 | Punt | JAX 18 | 1 | 0 | 0 | 0 | 0 | JAX 18 | Interception |

(263) Average JAX 22

Tennessee Titans

| # | Time Recd | Time Lost | Time Poss | How Ball Obtained | Drive Began | # Play | Yds Gain | Yds Pen | Net Yds | 1st Down | Last Scrm | How Given Up |
|----|-----------|-----------|-----------|-------------------|-------------|--------|----------|---------|---------|----------|-----------|--------------|
| 1 | 13:34 | 11:49 | 1:45 | Punt | TEN 41 | 3 | 3 | 5 | 8 | 0 | TEN 49 | Punt |
| 2 | 8:07 | 5:52 | 2:15 | Punt | TEN 16 | 3 | -12 | 0 | -12 | 0 | TEN 4 | Punt |
| 3 | 2:50 | 14:04 | 3:46 | Punt | TEN 18 | 7 | 82 | 0 | 82 | 3 | TEN 34 | Touchdown |
| 4 | 10:14 | 7:29 | 2:45 | Kickoff | TEN 25 | 4 | 21 | 0 | 21 | 1 | TEN 46 | Punt |
| 5 | 3:30 | 1:49 | 1:41 | Punt | TEN 20 | 3 | 9 | 0 | 9 | 0 | TEN 29 | Punt |
| 6 | 1:49 | 1:21 | 0:28 | Muffed Punt | JAX 12 | 4 | 5 | 0 | 5 | 0 | * JAX 7 | Field Goal |
| 7 | 1:07 | 0:00 | 1:07 | Fumble | JAX 29 | 4 | 8 | 0 | 8 | 0 | JAX 21 | Field Goal |
| 8 | 15:00 | 13:31 | 1:29 | Kickoff | TEN 31 | 3 | 7 | -10 | -3 | 0 | TEN 28 | Punt |
| 9 | 12:00 | 7:42 | 4:18 | Punt | JAX 43 | 8 | 23 | 0 | 23 | 2 | * JAX 20 | Field Goal |
| 10 | 4:14 | 1:50 | 2:24 | Punt | TEN 21 | 5 | 5 | 0 | 5 | 1 | TEN 26 | Punt |
| 11 | 14:12 | 10:48 | 3:24 | Interception | JAX 41 | 6 | 8 | 0 | 8 | 1 | JAX 26 | Fumble |
| 12 | 10:48 | 9:19 | 1:29 | Kickoff | TEN 25 | 3 | 7 | 0 | 7 | 0 | TEN 32 | Punt |
| 13 | 7:48 | 5:01 | 2:47 | Punt | TEN 20 | 4 | 23 | 0 | 23 | 1 | TEN 43 | Punt |
| 14 | 3:57 | 0:18 | 3:39 | Punt | TEN 28 | 8 | 37 | -5 | 32 | 2 | JAX 40 | Punt |
| 15 | 0:10 | 0:00 | 0:10 | Interception | JAX 47 | 1 | -1 | 0 | -1 | 0 | JAX 47 | End of Game |

(573) Average TEN 38

* inside opponent's 20

Time of Possession by Quarter

| | | 1st | 2nd | 3rd | 4th | OT | Total |
|---------|----------------------|------|------|------|-------|----|-------|
| Visitor | Jacksonville Jaguars | 8:10 | 8:03 | 6:49 | 3:31 | | 26:33 |
| Home | Tennessee Titans | 6:50 | 6:57 | 8:11 | 11:29 | | 33:27 |

Kickoff Drive No.-Start Average

Jaguars: 4 - JAX 23

Titans: 3 - TEN 27

Miscellaneous Statistics Report

Jacksonville Jaguars vs Tennessee Titans

12/31/2017 at Nissan Stadium

Ten Longest Plays for Jacksonville Jaguars

| Yards | Qtr | Play Start | Play Description |
|-------|-----|-------------|---|
| 23 | 2 | 1-10-TEN 45 | (12:21) (Shotgun) B.Bortles pass short right to L.Fournette pushed ob at TEN 22 for 23 yards (A.Jackson). |
| 18 | 2 | 3-7-JAX 37 | (12:57) B.Bortles pass short left to A.Hurns pushed ob at TEN 45 for 18 yards (K.Byard). |
| 16 | 4 | 1-10-JAX 34 | (9:19) B.Bortles pass short left to L.Fournette pushed ob at 50 for 16 yards (T.Smith). |
| 15 | 1 | 3-5-JAX 30 | (10:12) (Shotgun) B.Bortles pass short right to L.Fournette to JAX 45 for 15 yards (A.Jackson). |
| 15 | 2 | 1-10-JAX 19 | (13:58) B.Bortles pass short right to K.Cole to JAX 34 for 15 yards (T.Smith; W.Woodyard). Tennessee challenged the pass completion ruling, and the play was Upheld. The ruling on the field stands. (Timeout #1.) |
| 13 | 2 | 3-7-JAX 16 | (6:43) (Shotgun) B.Bortles pass short middle to L.Fournette to JAX 29 for 13 yards (J.Brown). |
| 12 | 3 | 1-10-JAX 37 | (6:44) (Shotgun) B.Bortles pass short middle to A.Hurns to JAX 49 for 12 yards (K.Byard). |
| 11 | 1 | 2-8-JAX 14 | (11:18) (Shotgun) B.Bortles pass short middle to K.Cole to JAX 25 for 11 yards (A.Jackson). |
| 11 | 3 | 3-1-JAX 39 | (:28) (Shotgun) B.Bortles pass short middle to M.Lewis to 50 for 11 yards (T.Smith). |
| 9 | 2 | 1-10-JAX 29 | (6:12) (No Huddle, Shotgun) B.Bortles pass short middle to D.Westbrook to JAX 38 for 9 yards (T.Smith; K.Byard). |

Ten Longest Plays for Tennessee Titans

| Yards | Qtr | Play Start | Play Description |
|-------|-----|-------------|--|
| 66 | 2 | 2-14-TEN 34 | (14:17) (Shotgun) M.Mariota pass short left to D.Henry for 66 yards, TOUCHDOWN. |
| 15 | 4 | 1-10-TEN 20 | (7:48) M.Mariota scrambles right end pushed ob at TEN 35 for 15 yards (P.Posluszny). |
| 13 | 2 | 1-10-TEN 25 | (10:14) D.Henry right guard to TEN 38 for 13 yards (A.Bouye; P.Posluszny). |
| 13 | 4 | 3-5-TEN 44 | (2:13) (Shotgun) M.Mariota scrambles left end to JAX 43 for 13 yards (A.Bouye). |
| 12 | 3 | 1-10-JAX 30 | (10:01) D.Henry right tackle to JAX 18 for 12 yards (B.Church). |
| 12 | 4 | 2-13-TEN 32 | (6:33) M.Mariota pass short middle to L.Stocker to TEN 44 for 12 yards (P.Posluszny; T.Smith). |
| 9 | 3 | 2-7-TEN 24 | (3:35) M.Mariota pass short left to D.Walker ran ob at TEN 33 for 9 yards. |
| 8 | 2 | 1-10-TEN 20 | (3:30) (Shotgun) M.Mariota left end to TEN 28 for 8 yards (T.Smith). |
| 8 | 3 | 3-5-JAX 38 | (10:43) (Shotgun) M.Mariota pass short right to E.Decker to JAX 30 for 8 yards (J.Ramsey). |
| 7 | 3 | 1-10-TEN 31 | (15:00) (Shotgun) M.Mariota left end to TEN 38 for 7 yards (M.Jack). |

Touchdown Scoring Information

| | | Offense | Defense | Special Teams |
|----------------|----------------------|---------|---------|---------------|
| VISITOR | Jacksonville Jaguars | 0 | 1 | 0 |
| HOME | Tennessee Titans | 1 | 0 | 0 |

Player Scoring Information

| Club | Player | TD | Rush TD | Rec TD | KO TD | Punt TD | Int TD | Fum TD | Misc TD | FG | XP | 2Pt Rush | 2Pt Rec | Sfty | Points |
|------|----------|----|---------|--------|-------|---------|--------|--------|---------|----|----|----------|---------|------|--------|
| JAX | J.Lambo | 0 | 0 | 0 | 0 | 0 | 0 | 0 | 0 | 1 | 1 | 0 | 0 | 0 | 4 |
| TEN | R.Succop | 0 | 0 | 0 | 0 | 0 | 0 | 0 | 0 | 3 | 0 | 0 | 0 | 0 | 9 |
| TEN | D.Henry | 0 | 0 | 1 | 0 | 0 | 0 | 0 | 0 | 0 | 0 | 0 | 0 | 0 | 6 |

Possession Detail

| | First Half | | Second Half | | Game | |
|-----------------------------|------------|------|-------------|-------|---------|-------|
| | Visitor | Home | Visitor | Home | Visitor | Home |
| Largest Lead | 0 | 9 | 0 | 12 | 0 | 12 |
| Drives Leading | 0 | 4 | 0 | 8 | 0 | 12 |
| Time of Possession Leading | 0:00 | 6:01 | 0:00 | 19:40 | 0:00 | 25:41 |
| Largest Deficit | -9 | 0 | -12 | 0 | -12 | 0 |
| Drives Trailing | 3 | 0 | 6 | 0 | 9 | 0 |
| Time of Possession Trailing | 8:03 | 0:00 | 10:20 | 0:00 | 18:23 | 0:00 |
| Times Score Tied Up | | 0 | | 0 | | 0 |
| Lead Changes | | 1 | | 0 | | 1 |

Playtime Percentage

Percent of playtime per player on offense, defense and special teams

Jacksonville Jaguars

Tennessee Titans

| | | Offense | Defense | Special Teams | | | | Offense | Defense | Special Teams | |
|-----------------|----|---------|---------|---------------|-----|--------------|----|---------|---------|---------------|-----|
| J Parnell | T | 60 100% | | 2 | 6% | J Kline | G | 65 100% | | 4 | 13% |
| A Cann | G | 60 100% | | 2 | 6% | J Conklin | T | 65 100% | | 4 | 13% |
| J Wells | T | 60 100% | | 2 | 6% | Q Spain | G | 65 100% | | 3 | 10% |
| P Onameh | G | 60 100% | | 2 | 6% | B Jones | C | 65 100% | | 1 | 3% |
| B Linder | C | 60 100% | | 2 | 6% | M Mariota | QB | 65 100% | | | |
| K Cole | WR | 60 100% | | | | D Henry | RB | 63 97% | | | |
| B Bortles | QB | 60 100% | | | | T Lewan | T | 61 94% | | 4 | 13% |
| D Westbrook | WR | 59 98% | | | | R Matthews | WR | 51 78% | | | |
| M Lewis | TE | 53 88% | | 2 | 6% | C Davis | WR | 42 65% | | | |
| L Fournette | RB | 52 87% | | | | J Smith | TE | 41 63% | | 3 | 10% |
| A Hurns | WR | 47 78% | | | | E Decker | WR | 41 63% | | | |
| J O'Shaughnessy | TE | 11 18% | | 21 | 68% | L Stocker | TE | 34 52% | | 12 | 39% |
| T Yeldon | RB | 8 13% | | | | D Walker | TE | 34 52% | | | |
| B Koyack | TE | 6 10% | | | | D Kelly | T | 8 12% | | 4 | 13% |
| T Bohanon | FB | 3 5% | | 9 | 29% | P Supernaw | TE | 7 11% | | 20 | 65% |
| J Mickens | WR | 1 2% | | 13 | 42% | T Taylor | WR | 5 8% | | 17 | 55% |
| M Jack | LB | | 65 100% | 8 | 26% | E Weems | WR | 2 3% | | 25 | 81% |
| T Smith | LB | | 65 100% | 8 | 26% | D Fluellen | RB | 1 2% | | 25 | 81% |
| J Ramsey | CB | | 65 100% | | | A Jackson | CB | | 60 100% | 14 | 45% |
| A Bouye | CB | | 65 100% | | | W Woodyard | LB | | 60 100% | 9 | 29% |
| T Gipson | FS | | 61 94% | | | K Byard | FS | | 60 100% | 1 | 3% |
| B Church | SS | | 58 89% | 9 | 29% | J Cyprien | SS | | 60 100% | | |
| C Campbell | DE | | 53 82% | 10 | 32% | T Smith | CB | | 53 88% | 21 | 68% |
| M Jackson | DT | | 52 80% | | | J Casey | DT | | 48 80% | 2 | 6% |
| Y Ngakoue | DE | | 48 74% | 8 | 26% | D Morgan | LB | | 48 80% | | |
| M Dareus | DT | | 43 66% | 4 | 13% | L Ryan | CB | | 46 77% | | |
| P Posluszny | LB | | 35 54% | 13 | 42% | B Orakpo | LB | | 45 75% | | |
| A Colvin | CB | | 30 46% | 10 | 32% | A Williamson | LB | | 42 70% | 7 | 23% |
| D Fowler | DE | | 30 46% | | | A Johnson | NT | | 32 53% | 6 | 19% |
| E Ankou | DT | | 22 34% | 8 | 26% | E Walden | LB | | 31 52% | 2 | 6% |
| D Smoot | DE | | 12 18% | 9 | 29% | S Williams | NT | | 23 38% | 2 | 6% |
| J Wilson | SS | | 11 17% | 12 | 39% | J Brown | LB | | 18 30% | 17 | 55% |
| L McCray | LB | | | 29 | 94% | K Klug | DT | | 16 27% | 7 | 23% |
| C Phillips | DE | | | 26 | 84% | D King | DE | | 7 12% | 7 | 23% |
| B Brown | LB | | | 21 | 68% | K Reed | CB | | 7 12% | 7 | 23% |
| D Payne | LB | | | 21 | 68% | K Dodd | LB | | 3 5% | | |
| P Thompson | FS | | | 21 | 68% | D Searcy | SS | | 1 2% | 18 | 58% |
| J Myrick | CB | | | 16 | 52% | D Bates | LB | | | 27 | 87% |
| C Grant | RB | | | 13 | 42% | B Trawick | FS | | | 27 | 87% |
| T Patmon | CB | | | 11 | 35% | B Brinkley | LS | | | 13 | 42% |
| C Holba | LS | | | 11 | 35% | B Kern | P | | | 13 | 42% |
| B Nortman | P | | | 11 | 35% | R Succop | K | | | 8 | 26% |
| J Lambo | K | | | 5 | 16% | B McCain | CB | | | 7 | 23% |
| T Shatley | C | | | 2 | 6% | B Schwenke | C | | | 4 | 13% |

2017 TENNESSEE TITANS REGULAR SEASON STATISTICS

Won 9, Lost 7

| Date | W-L | Score | OT | Opponent | Attendance |
|-------|-----|-------|----|------------------|------------|
| 09/10 | L | 16-26 | | Oakland | 69,089 |
| 09/17 | W | 37-16 | | at Jacksonville | 61,709 |
| 09/24 | W | 33-27 | | Seattle | 69,127 |
| 10/01 | L | 14-57 | | at Houston | 71,804 |
| 10/08 | L | 10-16 | | at Miami | 65,135 |
| 10/16 | W | 36-22 | | Indianapolis | 63,888 |
| 10/22 | W | 12-9 | OT | at Cleveland | 59,061 |
| 11/05 | W | 23-20 | | Baltimore | 67,322 |
| 11/12 | W | 24-20 | | Cincinnati | 67,432 |
| 11/16 | L | 17-40 | | at Pittsburgh | 60,703 |
| 11/26 | W | 20-16 | | at Indianapolis | 62,207 |
| 12/03 | W | 24-13 | | Houston | 62,758 |
| 12/10 | L | 7-12 | | at Arizona | 64,153 |
| 12/17 | L | 23-25 | | at San Francisco | 70,133 |
| 12/24 | L | 23-27 | | L.A. Rams | 60,097 |
| 12/31 | W | 15-10 | | Jacksonville | 65,501 |

| Statistic | Tenn. | Opp. |
|--------------------------|----------------|----------------|
| Total First Downs | 290 | 323 |
| Rushing | 97 | 68 |
| Passing | 157 | 231 |
| Penalty | 36 | 24 |
| 3rd Down: Made/Att | 71/202 | 78/214 |
| 3rd Down Pct. | 35.1 | 36.4 |
| 4th Down: Made/Att | 5/10 | 10/16 |
| 4th Down Pct. | 50.0 | 62.5 |
| Possession Avg. | 29:51 | 30:09 |
| Total Net Yards | 5024 | 5248 |
| Avg. Per Game | 314.0 | 328.0 |
| Total Plays | 974 | 1046 |
| Avg. Per Play | 5.2 | 5.0 |
| Net Yards Rushing | 1833 | 1420 |
| Avg. Per Game | 114.6 | 88.8 |
| Total Rushes | 443 | 398 |
| Net Yards Passing | 3191 | 3828 |
| Avg. Per Game | 199.4 | 239.3 |
| Sacked/Yards Lost | 35/203 | 43/272 |
| Gross Yards | 3394 | 4100 |
| Att./Completions | 496/306 | 605/369 |
| Completion Pct. | 61.7 | 61.0 |
| Had Intercepted | 17 | 12 |
| Punts/Average | 75/49.7 | 75/48.2 |
| Net Punting Avg. | 75/44.6 | 75/42.8 |
| Penalties/Yards | 85/785 | 119/942 |
| Fumbles/Ball Lost | 10/8 | 23/9 |
| Touchdowns | 33 | 36 |
| Rushing | 18 | 5 |
| Passing | 14 | 27 |
| Returns | 1 | 4 |

| Score By Periods | Q1 | Q2 | Q3 | Q4 | OT | PTS |
|------------------|-----------|------------|-----------|------------|----------|------------|
| Team | 52 | 103 | 91 | 85 | 3 | 334 |
| Opponents | 71 | 98 | 49 | 138 | 0 | 356 |

| Scoring | TD | Rush | Rec | Ret | K-PAT | FG | S | PTS |
|------------------|-----------|-----------|-----------|----------|--------------|--------------|----------|------------|
| Succop | 0 | 0 | 0 | 0 | 31/33 | 35/42 | 0 | 136 |
| Murray | 7 | 6 | 1 | 0 | | | 0 | 42 |
| Henry | 6 | 5 | 1 | 0 | | | 0 | 36 |
| Mariota | 5 | 5 | 0 | 0 | | | 0 | 30 |
| Matthews | 4 | 0 | 4 | 0 | | | 0 | 24 |
| Walker | 4 | 1 | 3 | 0 | | | 0 | 24 |
| J. Smith | 2 | 0 | 2 | 0 | | | 0 | 12 |
| Decker | 1 | 0 | 1 | 0 | | | 0 | 6 |
| Fowler TM | 1 | 1 | 0 | 0 | | | 0 | 6 |
| Stocker LG | 1 | 0 | 1 | 0 | | | 0 | 6 |
| Supernaw | 1 | 0 | 1 | 0 | | | 0 | 6 |
| Taylor | 1 | 0 | 1 | 0 | | | 0 | 6 |
| Woodyard | 1 | 0 | 0 | 1 | | | 0 | 6 |
| Team | 33 | 18 | 14 | 1 | 31/33 | 35/42 | 0 | 334 |
| Opponents | 36 | 5 | 27 | 4 | 29/34 | 37/41 | 0 | 356 |

2-Pt Conv: TM 0-0, OPP 0-2

Sacks: Morgan 7.5, Orakpo 7, Casey 6, Woodyard 5, Walden 4, D. Jones 3.5, Williamson 3, Brown 1.5, Klug 1.5, Cyprien 1, A. Johnson 1, King 1, (group) 1, TM 43, OPP 35 **FUM/Lost:** Cassel 2/2, Mariota 2/1, Walker 2/2, Davis 1/1, Henry 1/0, Jackson 1/1, Murray 1/1

| Passing | Att | Cmp | Yds | Cmp% | Yds/Att | TD | TD% | Int | Int% | Long | Sack/Lost | Rating |
|------------------|------------|------------|-------------|-------------|-------------|-----------|------------|-----------|------------|------------|---------------|-------------|
| Mariota | 453 | 281 | 3232 | 62.0 | 7.13 | 13 | 2.9 | 15 | 3.3 | 75t | 27/173 | 79.3 |
| Cassel | 42 | 25 | 162 | 59.5 | 3.86 | 1 | 2.4 | 2 | 4.8 | 17 | 8/30 | 55.9 |
| Decker | 1 | 0 | 0 | 0.0 | 0.00 | 0 | 0.0 | 0 | 0.0 | --- | 0/0 | 39.6 |
| Team | 496 | 306 | 3394 | 61.7 | 6.84 | 14 | 2.8 | 17 | 3.4 | 75t | 35/203 | 77.1 |
| Opponents | 605 | 369 | 4100 | 61.0 | 6.78 | 27 | 4.5 | 12 | 2.0 | 80t | 43/272 | 87.8 |

| Rushing | No. | Yds | Avg | Long | TD |
|------------------|------------|-------------|------------|------------|-----------|
| Henry | 176 | 744 | 4.2 | 75t | 5 |
| Murray | 184 | 659 | 3.6 | 75t | 6 |
| Mariota | 60 | 312 | 5.2 | 34t | 5 |
| Jackson | 5 | 55 | 11.0 | 20 | 0 |
| Taylor | 8 | 43 | 5.4 | 17 | 0 |
| Fluellen | 4 | 21 | 5.3 | 10 | 0 |
| Fowler TM | 2 | 4 | 2.0 | 3t | 1 |
| Weems | 1 | 0 | 0.0 | 0 | 0 |
| Walker | 2 | -2 | -1.0 | 1t | 1 |
| Matthews | 1 | -3 | -3.0 | -3 | 0 |
| Team | 443 | 1833 | 4.1 | 75t | 18 |
| Opponents | 398 | 1420 | 3.6 | 34 | 5 |

| Receiving | No. | Yds | Avg | Long | TD |
|------------------|------------|-------------|-------------|------------|-----------|
| Walker | 74 | 807 | 10.9 | 42 | 3 |
| Decker | 54 | 563 | 10.4 | 29 | 1 |
| Matthews | 53 | 795 | 15.0 | 75t | 4 |
| Murray | 39 | 266 | 6.8 | 18 | 1 |
| Davis | 34 | 375 | 11.0 | 37 | 0 |
| J. Smith | 18 | 157 | 8.7 | 32t | 2 |
| Taylor | 16 | 231 | 14.4 | 53t | 1 |
| Henry | 11 | 136 | 12.4 | 66t | 1 |
| Supernaw | 4 | 39 | 9.8 | 20 | 1 |
| Stocker LG | 4 | 30 | 7.5 | 12 | 1 |
| Stocker TM | 1 | 12 | 12.0 | 12 | 0 |
| Douglas | 1 | 8 | 8.0 | 8 | 0 |
| Weems | 1 | 5 | 5.0 | 5 | 0 |
| Team | 306 | 3394 | 11.1 | 75t | 14 |
| Opponents | 369 | 4100 | 11.1 | 80t | 27 |

| Interceptions | No. | Yds | Avg | Long | TD |
|------------------|-----------|------------|-------------|-----------|----------|
| Byard | 8 | 130 | 16.3 | 33 | 0 |
| T. Smith | 1 | 14 | 14.0 | 14 | 0 |
| Searcy | 1 | 8 | 8.0 | 8 | 0 |
| Riley | 1 | 2 | 2.0 | 2 | 0 |
| Sims | 1 | 0 | 0.0 | 0 | 0 |
| Team | 12 | 154 | 12.8 | 33 | 0 |
| Opponents | 17 | 262 | 15.4 | 41 | 2 |

| Punting | No. | Yds | Avg | Net | TB | In | Lg | B |
|------------------|-----------|-------------|-------------|-------------|----------|-----------|-----------|----------|
| Kern | 75 | 3728 | 49.7 | 44.6 | 5 | 28 | 74 | 0 |
| Team | 75 | 3728 | 49.7 | 44.6 | 5 | 28 | 74 | 0 |
| Opponents | 75 | 3617 | 48.2 | 42.8 | 5 | 21 | 64 | 0 |

| Punt Returns | Ret | FC | Yds | Avg | Long | TD |
|------------------|-----------|----------|------------|------------|-----------|----------|
| Jackson | 34 | 9 | 290 | 8.5 | 46 | 0 |
| Weems | 2 | 0 | 15 | 7.5 | 13 | 0 |
| Team | 36 | 9 | 305 | 8.5 | 46 | 0 |
| Opponents | 41 | 9 | 286 | 7.0 | 23 | 0 |

| Kickoff Returns | No. | Yds | Avg | Long | TD |
|------------------|-----------|------------|-------------|-----------|----------|
| Jackson | 25 | 578 | 23.1 | 57 | 0 |
| Weems | 2 | 18 | 9.0 | 18 | 0 |
| Decker | 1 | 22 | 22.0 | 22 | 0 |
| Team | 28 | 618 | 22.1 | 57 | 0 |
| Opponents | 32 | 750 | 23.4 | 60 | 0 |

| Field Goals | 1-19 | 20-29 | 30-39 | 40-49 | 50+ |
|------------------|------------|--------------|------------|--------------|------------|
| Succop | 0/0 | 10/10 | 7/7 | 16/20 | 2/5 |
| Team | 0/0 | 10/10 | 7/7 | 16/20 | 2/5 |
| Opponents | 0/0 | 9/10 | 7/8 | 14/16 | 7/7 |

Succop: (23G,26G,52G,52N) (40G,41G,26G) (24G,37G,47G,35G) () (45G) (48G,32G,40G,48G,23G) (43G,23G,46G,53N,47G) (48G) (48N,44G) (48B,44G) (29G,45G) (40N,43G) (58N) (40G,31G,50G) (25G,37G,45N,27G) (25G,39G,38G)

OPP: (20G,52G,52G,43G) (43G) () (50G,40G,33G) (41G) (36G,25G,52G) (31G,47G,54G) (30G,49G) () (41G,28G,50G,26G) (26G,28G,42G) (23G,48N,27N,42G) (47G,23G,40N,32G,35G) (38G,48G,28G,50G,48G,45G) (36N) (41G)

TITANS RALLY TO BEAT CHIEFS 22-21 IN PLAYOFFS

BY JIM WYATT
TITANS ONLINE
JANUARY 6, 2018

KANSAS CITY – OK, it was no Music City Miracle.

But after Saturday's emotional comeback win over the Chiefs, the Titans at least partied like it was 1999.

"This is probably the happiest I've been," Titans tight end Delanie Walker said after the team's 22-21 win. "It's us against the world here – no one believes in us, and they always count us out. They didn't think we could get the job done, and look what happened.

"Don't count the Titans out, man. We have been grinding all year. This just shows we can play anybody."

It was a heck of an ending on Saturday for the Titans, who rallied for an improbable victory here against the Chiefs in the AFC Wild Card round.

The Titans scored 19 straight points to end it, shocking fans at Arrowhead Stadium. And, perhaps, across the NFL.

It was the franchise's first playoff win since the 2003 season – a January 2004 win at Baltimore.

"This is the biggest game my NFL career, winning a playoff game being down 18 with the season on the line," linebacker Brian Orakpo said. "It's unbelievable. I don't know about magic and all that other stuff, but we just don't quit. We have a lot of grit.

"We are a bunch of underrated savages."

Titans quarterback Marcus Mariota completed 19-of-31 passes for 205 yards in the contest, with two touchdowns and an interception. He

made a key block, and he even caught a touchdown.

Yes, he caught a touchdown – but more on that later.

"I just said that he can pass, he can run, and he can block. He can do it all," Titans running back Derrick Henry said. "He caught the ball, too. It was a great job by him and I appreciate him. The whole offense is clicking. Everybody being where they're supposed to be, everybody just doing extra stuff like Marcus making that block to seal the game. I just wanted to get a first down so we could get out of here with a win."

Henry, of course, had a huge day himself. He ran for 156 yards on 23 carries, and he scored a big fourth quarter touchdown.

And on this day, the defense stiffened up with the game on the line, even when things didn't look good early.

"Guys didn't blink an eye," Mariota said. "I think through this entire season, the ups, the downs, the energy it doesn't change. You have to give a lot of credit to the guys. Got to give a lot of credit to the locker room for just continuing to believe. These situations are going to continue to prepare us for what's ahead and again, it's a fun locker room and a special place to play."

The Titans trailed 21-3 at halftime before rallying.

The Titans cut the lead to 21-10 midway through the third quarter on a bizarre play – a six-yard touchdown pass from Mariota, to Mariota. It came on third-and-goal, when Mariota, rolling to his left, threw a ball that was batted back in his direction by Chiefs cornerback Darrelle Revis. Mariota caught the pass, and then dove into the end zone for a touchdown.

After Titans return man Adoree' Jackson muffed a punt, Chiefs kicker Harrison Butker missed a 48-yard field goal, and the game remained 21-10 with 2:25 left in the third quarter.

The Titans trimmed the lead to 21-16 on the 35-yard touchdown run by Henry, who took a handoff from Mariota and busted up the middle and raced into the end zone with 14:08 left. The ensuing two-point try failed, however.

The Titans then took 22-21 the lead on a 22-yard touchdown pass from Mariota to receiver Eric Decker with 6:06 left.

In the end, the defense got a stop on a big fourth down break up by safety Johnathan Cyprien, and the Titans were able to run out the clock with Henry, who picked up a crucial block from Mariota on third-and-10 in the final minutes. The play went for 22 yards, and the celebration began.

"That is the team we have. That does not surprise me and I don't think you guys believe me when I say that they come in the locker room and there is a look that we are going to come back and win the game," Titans coach Mike Mularkey said. "But there is. It is on the sideline and it has been. It always has. It is this team. I wish you guys would give them a little credit for it. They stick together and they got each other's backs and they always have and came through today when we really needed it."

The Titans will face either the Patriots or the Steelers next week.

There's work to be done in the playoffs, of course, but these Titans have turned things up a few notches.

"After this weekend, to be one of eight teams left," tackle Taylor Lewan said. "Four years ago in my rookie year we were 2-14, and after that we were 3-13. It is pretty awesome."

###

National Football League Game Summary

NFL Copyright © 2017 by The National Football League. All rights reserved. This summary and play-by-play is for the express purpose of assisting media in their coverage of the game; any other use of this material is prohibited without the written permission of the National Football League. Updated: 1/11/2018

Date: Saturday, 1/6/2018 **Tennessee Titans at Kansas City Chiefs** Start Time: 3:36 PM CST
at Arrowhead Stadium, Kansas City, MO

Game Day Weather

Game Weather: Sunny Temp: 33° F (0.6° C) Humidity: 34%, Wind: Southeast 10 mph
Played Outdoor on Turf: Natural Grass Wind Chill: 25

Officials

Referee: Triplette, Jeff (42) Umpire: Bryan, Fred (11) Down Judge: Spanier, Michael (90)
Line Judge: Payne, Kent (79) Field Judge: Hall, Eugene (103) Side Judge: Prioleau, Dyrol (109)
Back Judge: Freeman, Steve (133) Replay Official: Frantz, Earnie (0)

Lineups

| Tennessee Titans | | | | Kansas City Chiefs | | | |
|------------------|---------------|---------|-----------------|--------------------|----------------------|---------|---------------|
| Offense | | Defense | | Offense | | Defense | |
| WR | 18 R.Matthews | DE | 94 A.Johnson | WR | 10 T.Hill | LDE | 95 C.Jones |
| TE | 82 D.Walker | DT | 99 J.Casey | LT | 72 E.Fisher | NT | 96 B.Logan |
| LT | 77 T.Lewan | OLB | 91 D.Morgan | LG | 70 B.Witzmann | RDE | 97 A.Bailey |
| LG | 67 Q.Spain | ILB | 59 W.Woodyard | C | 73 Z.Fulton | LOLB | 50 J.Houston |
| C | 60 B.Jones | ILB | 54 A.Williamson | RG | 76 L.Duvernay-Tardif | LILB | 56 D.Johnson |
| RG | 64 J.Kline | OLB | 98 B.Orakpo | RT | 71 M.Schwartz | RILB | 59 R.Ragland |
| RT | 78 J.Conklin | CB | 25 A.Jackson | TE | 87 T.Kelce | ROLB | 51 F.Zombo |
| TE | 81 J.Smith | SS | 37 J.Cyprien | WR | 14 D.Robinson | LCB | 22 M.Peters |
| WR | 84 C.Davis | FS | 31 K.Byard | WR | 12 A.Wilson | RCB | 20 S.Nelson |
| QB | 8 M.Mariota | CB | 26 L.Ryan | QB | 11 A.Smith | S | 38 R.Parker |
| RB | 22 D.Henry | CB | 33 T.Smith | RB | 27 K.Hunt | S | 49 D.Sorensen |

Substitutions

K 4 R.Succop, P 6 B.Kern, WR 13 T.Taylor, WR 14 E.Weems, S 21 D.Searcy, CB 23 B.McCain, CB 24 K.Reed, RB 32 D.Fluellen, S 41 B.Trawick, LS 48 B.Brinkley, LB 53 D.Bates, LB 55 J.Brown, C/G 62 B.Schwenke, G/T 71 D.Kelly, WR 87 E.Decker, TE 88 L.Stocker, TE 89 P.Supernaw, OLB 92 K.Dodd, OLB 93 E.Walden, DE 95 D.King, NT 96 S.Williams, DL 97 K.Klug

Did Not Play

QB 16 M.Cassel, RB 28 K.Muhammad

Not Active

QB 3 B.Weeden, RB 29 D.Murray, DB 35 C.Riley, OLB 44 J.Carraway, LB 50 N.Palmer, G/C 61 C.Levin, WR 83 H.Douglas

Substitutions

P 2 D.Colquitt, K 7 H.Butker, WR 19 M.Kemp, DB 21 E.Murray, CB 24 D.Revis, CB 25 K.Acker, RB 35 C.West, CB 39 T.Mitchell, DB 40 K.Reaser, LS 41 J.Winchester, FB 42 A.Sherman, LB 45 U.Eligwe, LB 48 T.Smith, LB 57 K. Pierre-Louis, G 65 J.Devey, DT 74 J.Hamilton, WR 80 J.Chesson, TE 82 O.Charles, TE 84 D.Harris, LB 91 T.Hali, LB 92 T.Kpassagnon, DL 94 J.Jenkins

Did Not Play

QB 15 P.Mahomes, OL 75 C.Erving

Not Active

QB 9 T.Bray, RB 26 C.Spiller, DB 34 L.McQuay, LB 53 R.Wilson, OL 79 P.Ehinger, DT 90 S.Charles, DL 99 R.Nunez-Roches

Field Goals (made () & missed)

| | | | | | | | |
|----------|--------------------|----------|------|---|----|----|-------|
| R.Succop | (49) | H.Butker | 48LU | | | | |
| | | 1 | 2 | 3 | 4 | OT | Total |
| VISITOR: | Tennessee Titans | 0 | 3 | 7 | 12 | 0 | 22 |
| HOME: | Kansas City Chiefs | 14 | 7 | 0 | 0 | 0 | 21 |

Scoring Plays

| Team | Qtr | Time | Play Description (Extra Point) (Drive Info) | Visitor | Home |
|--------|-----|-------|---|---------|------|
| Chiefs | 1 | 7:37 | K.Hunt 1 yd. run (H.Butker kick) (6-81, 2:56) | 0 | 7 |
| Chiefs | 1 | 2:15 | T.Kelce 13 yd. pass from A.Smith (H.Butker kick) (5-76, 3:24) | 0 | 14 |
| Titans | 2 | 1:55 | R.Succop 49 yd. Field Goal (8-48, 4:02) | 3 | 14 |
| Chiefs | 2 | 0:03 | D.Robinson 14 yd. pass from A.Smith (H.Butker kick) (9-79, 1:52) | 3 | 21 |
| Titans | 3 | 6:31 | M.Mariota 6 yd. pass from M.Mariota (R.Succop kick) (15-91, 8:29) | 10 | 21 |
| Titans | 4 | 14:08 | D.Henry 35 yd. run (pass failed) (6-62, 3:17) | 16 | 21 |
| Titans | 4 | 6:06 | E.Decker 22 yd. pass from M.Mariota (pass failed) (11-80, 5:09) | 22 | 21 |

Paid Attendance: 73,319

Time: 3:14

Tennessee Titans vs Kansas City Chiefs

1/6/2018 at Arrowhead Stadium

Final Team Statistics

| | Visitor Titans | Home Chiefs |
|---|-------------------|----------------|
| TOTAL FIRST DOWNS | 23 | 19 |
| By Rushing | 9 | 3 |
| By Passing | 12 | 14 |
| By Penalty | 2 | 2 |
| THIRD DOWN EFFICIENCY | 8-13-62% | 4-11-36% |
| FOURTH DOWN EFFICIENCY | 0-0-0% | 0-1-0% |
| TOTAL NET YARDS | 397 | 325 |
| Total Offensive Plays (inc. times thrown passing) | 64 | 53 |
| Average gain per offensive play | 6.2 | 6.1 |
| NET YARDS RUSHING | 202 | 69 |
| Total Rushing Plays | 31 | 16 |
| Average gain per rushing play | 6.5 | 4.3 |
| Tackles for a loss-number and yards | 1-2 | 3-3 |
| NET YARDS PASSING | 195 | 256 |
| Times thrown - yards lost attempting to pass | 2-10 | 4-8 |
| Gross yards passing | 205 | 264 |
| PASS ATTEMPTS-COMPLETIONS-HAD INTERCEPTED | 31-19-1 | 33-24-0 |
| Avg gain per pass play (inc.# thrown passing) | 5.9 | 6.9 |
| KICKOFFS Number-In End Zone-Touchbacks | 5-4-1 | 4-3-1 |
| PUNTS Number and Average | 3-43.7 | 5-50.0 |
| Had Blocked | 0 | 0 |
| FGs - PATs Had Blocked | 0-0 | 0-0 |
| Net Punting Average | 41.0 | 42.4 |
| TOTAL RETURN YARDAGE (Not Including Kickoffs) | 18 | 36 |
| No. and Yards Punt Returns | 3-18 | 2-8 |
| No. and Yards Kickoff Returns | 3-55 | 4-83 |
| No. and Yards Interception Returns | 0-0 | 1-28 |
| PENALTIES Number and Yards | 8-50 | 8-68 |
| FUMBLES Number and Lost | 2-1 | 0-0 |
| TOUCHDOWNS | 3 | 3 |
| Rushing | 1 | 1 |
| Passing | 2 | 2 |
| EXTRA POINTS Made-Attempts | 1-3 | 3-3 |
| Kicking Made-Attempts | 1-1 | 3-3 |
| Passing Made-Attempts | 0-2 | 0-0 |
| FIELD GOALS Made-Attempts | 1-1 | 0-1 |
| RED ZONE EFFICIENCY | 1-2-50% | 3-3-100% |
| GOAL TO GO EFFICIENCY | 1-1-100% | 1-1-100% |
| SAFETIES | 0 | 0 |
| FINAL SCORE | 22 | 21 |
| TIME OF POSSESSION | 32:28 | 27:32 |

Final Individual Statistics

| Tennessee Titans | | | | | | | | | Kansas City Chiefs | | | | | | | | | | | | |
|------------------|--|--|-----|-----|------|-------|----|------|--------------------|----------------|---------|-----|-----|------|------|------|-------|------|----|----|-------|
| RUSHING | | | ATT | YDS | AVG | LG | TD | | RUSHING | | | ATT | YDS | AVG | LG | TD | | | | | |
| D.Henry | | | 23 | 156 | 6.8 | 35 | 1 | | K.Hunt | | | 11 | 42 | 3.8 | 16 | 1 | | | | | |
| M.Mariota | | | 8 | 46 | 5.8 | 17 | 0 | | T.Hill | | | 1 | 14 | 14.0 | 14 | 0 | | | | | |
| | | | | | | | | | A.Smith | | | 4 | 13 | 3.3 | 11 | 0 | | | | | |
| Total | | | 31 | 202 | 6.5 | 35 | 1 | | Total | | | 16 | 69 | 4.3 | 16 | 1 | | | | | |
| PASSING | | | ATT | CMP | YDS | SK/YD | TD | LG | IN | RT | PASSING | | | ATT | CMP | YDS | SK/YD | TD | LG | IN | RT |
| M.Mariota | | | 31 | 19 | 205 | 2/10 | 2 | 29 | 1 | 88.8 | A.Smith | | | 33 | 24 | 264 | 4/8 | 2 | 45 | 0 | 116.2 |
| Total | | | 31 | 19 | 205 | 2/10 | 2 | 29 | 1 | 88.8 | Total | | | 33 | 24 | 264 | 4/8 | 2 | 45 | 0 | 116.2 |
| PASS RECEIVING | | | TAR | REC | YDS | AVG | LG | TD | | PASS RECEIVING | | | TAR | REC | YDS | AVG | LG | TD | | | |
| D.Walker | | | 8 | 6 | 74 | 12.3 | 22 | 0 | | T.Hill | | | 11 | 7 | 87 | 12.4 | 45 | 0 | | | |
| C.Davis | | | 7 | 4 | 35 | 8.8 | 13 | 0 | | T.Kelce | | | 4 | 4 | 66 | 16.5 | 27 | 1 | | | |
| D.Henry | | | 2 | 2 | 35 | 17.5 | 29 | 0 | | D.Robinson | | | 4 | 4 | 57 | 14.3 | 15 | 1 | | | |
| E.Decker | | | 5 | 2 | 21 | 10.5 | 22 | 1 | | K.Hunt | | | 3 | 3 | 5 | 1.7 | 7 | 0 | | | |
| J.Smith | | | 4 | 2 | 15 | 7.5 | 10 | 0 | | A.Wilson | | | 4 | 2 | 26 | 13.0 | 18 | 0 | | | |
| R.Matthews | | | 2 | 1 | 15 | 15.0 | 15 | 0 | | D.Harris | | | 3 | 2 | 22 | 11.0 | 13 | 0 | | | |
| M.Mariota | | | 1 | 1 | 6 | 6.0 | 6 | 1 | | C.West | | | 2 | 2 | 1 | 0.5 | 3 | 0 | | | |
| T.Taylor | | | 1 | 1 | 4 | 4.0 | 4 | 0 | | O.Charles | | | 1 | 0 | 0 | 0.0 | 0 | 0 | | | |
| Total | | | 30 | 19 | 205 | 10.8 | 29 | 2 | | Total | | | 32 | 24 | 264 | 11.0 | 45 | 2 | | | |
| INTERCEPTIONS | | | NO | YDS | AVG | LG | TD | | INTERCEPTIONS | | | NO | YDS | AVG | LG | TD | | | | | |
| | | | | | | | | | M.Peters | | | 1 | 28 | 28.0 | 28 | 0 | | | | | |
| Total | | | 0 | 0 | 0 | 0 | 0 | | Total | | | 1 | 28 | 28.0 | 28 | 0 | | | | | |
| PUNTING | | | NO | YDS | AVG | NET | TB | IN20 | LG | PUNTING | | | NO | YDS | AVG | NET | TB | IN20 | LG | | |
| B.Kern | | | 3 | 131 | 43.7 | 41.0 | 0 | 2 | 57 | D.Colquitt | | | 5 | 250 | 50.0 | 42.4 | 1 | 0 | 54 | | |
| Total | | | 3 | 131 | 43.7 | 41.0 | 0 | 2 | 57 | Total | | | 5 | 250 | 50.0 | 42.4 | 1 | 0 | 54 | | |
| PUNT RETURNS | | | NO | YDS | AVG | FC | LG | TD | PUNT RETURNS | | | NO | YDS | AVG | FC | LG | TD | | | | |
| A.Jackson | | | 3 | 18 | 6.0 | 1 | 13 | 0 | T.Hill | | | 2 | 8 | 4.0 | 0 | 8 | 0 | | | | |
| [TOUCHBACK] | | | 1 | 0 | 0.0 | 0 | 0 | 0 | [OUT OF BOUNDS] | | | 1 | 0 | 0.0 | 0 | 0 | 0 | | | | |
| Total | | | 3 | 18 | 6.0 | 1 | 13 | 0 | Total | | | 2 | 8 | 4.0 | 0 | 8 | 0 | | | | |
| KICKOFF RETURNS | | | NO | YDS | AVG | FC | LG | TD | KICKOFF RETURNS | | | NO | YDS | AVG | FC | LG | TD | | | | |
| A.Jackson | | | 2 | 43 | 21.5 | 0 | 24 | 0 | C.West | | | 3 | 66 | 22.0 | 0 | 29 | 0 | | | | |
| D.Fluellen | | | 1 | 12 | 12.0 | 0 | 12 | 0 | T.Hill | | | 1 | 17 | 17.0 | 0 | 17 | 0 | | | | |
| [TOUCHBACK] | | | 1 | 0 | 0.0 | 0 | 0 | 0 | [TOUCHBACK] | | | 1 | 0 | 0.0 | 0 | 0 | 0 | | | | |
| Total | | | 3 | 55 | 18.3 | 0 | 24 | 0 | Total | | | 4 | 83 | 20.8 | 0 | 29 | 0 | | | | |

Tennessee Titans

| FUMBLES | FUM | LOST | OWN-REC | YDS | TD | FORCED | OPP-REC | YDS | TD | OUT-BDS |
|-----------|-----|------|---------|-----|----|--------|---------|-----|----|---------|
| D.Henry | 1 | 0 | 0 | 0 | 0 | 0 | 0 | 0 | 0 | 1 |
| A.Jackson | 1 | 1 | 0 | 0 | 0 | 0 | 0 | 0 | 0 | 0 |
| Total | 2 | 1 | 0 | 0 | 0 | 0 | 0 | 0 | 0 | 1 |

Kansas City Chiefs

| FUMBLES | FUM | LOST | OWN-REC | YDS | TD | FORCED | OPP-REC | YDS | TD | OUT-BDS |
|----------------|-----|------|---------|-----|----|--------|---------|-----|----|---------|
| K.Pierre-Louis | 0 | 0 | 0 | 0 | 0 | 1 | 0 | 0 | 0 | 0 |
| K.Reaser | 0 | 0 | 0 | 0 | 0 | 0 | 1 | 0 | 0 | 0 |
| Total | 0 | 0 | 0 | 0 | 0 | 1 | 1 | 0 | 0 | 0 |

Play By Play

First Quarter

1/6/2018

TEN wins the coin toss and elects to defer. KC elects to Receive, and TEN elects to defend the west goal.

R.Succop kicks 68 yards from TEN 35 to KC -3. T.Hill to KC 18 for 21 yards (B.Trawick).

PENALTY on KC-O.Charles, Illegal Block Above the Waist, 7 yards, enforced at KC 14.

Kansas City Chiefs at 15:00, (1st play from scrimmage 14:55)

| | | |
|-------------------|--|----|
| 1-10-KC 7 | (14:55) (Shotgun) A.Smith pass incomplete deep left to T.Hill. | |
| 2-10-KC 7 | (14:49) (Shotgun) A.Smith pass short left to T.Hill pushed ob at KC 11 for 4 yards (L.Ryan). | |
| 3-6-KC 11 | (14:10) (Shotgun) A.Smith pass short right to T.Kelce to KC 25 for 14 yards (A.Jackson). | P1 |
| <u>1-10-KC 25</u> | (13:29) (Shotgun) K.Hunt up the middle to KC 30 for 5 yards (D.Morgan; J.Casey). | |
| 2-5-KC 30 | (12:49) (Shotgun) K.Hunt left guard to KC 29 for -1 yards (S.Williams). | |
| 3-6-KC 29 | (12:04) (Shotgun) A.Smith pass incomplete short left. No intended receiver. Intentionally threw away pass over head of C.West. | |
| 4-6-KC 29 | (11:57) D.Colquitt punts 51 yards to TEN 20, Center-J.Winchester. A.Jackson to TEN 25 for 5 yards (M.Kemp). | |

Tennessee Titans at 11:46

| | | |
|-------------|---|--|
| 1-10-TEN 25 | (11:46) (Shotgun) M.Mariota pass incomplete short middle to J.Smith (J.Houston) [J.Houston]. | |
| 2-10-TEN 25 | (11:42) D.Henry left tackle to TEN 32 for 7 yards (F.Zombo; D.Johnson). | |
| 3-3-TEN 32 | (10:57) (Shotgun) M.Mariota pass incomplete deep left to C.Davis. | |
| 4-3-TEN 32 | (10:52) B.Kern punts 57 yards to KC 11, Center-B.Brinkley. T.Hill to KC 19 for 8 yards (B.Trawick). | |

Kansas City Chiefs at 10:33

| | | |
|---|--|----|
| 1-10-KC 19 | (10:33) (Shotgun) A.Smith pass incomplete short left to T.Hill. | |
| 2-10-KC 19 | (10:29) (Shotgun) A.Smith pass short right to K.Hunt to KC 26 for 7 yards (A.Jackson). | |
| 3-3-KC 26 | (9:46) (Shotgun) A.Smith pass short right to T.Hill pushed ob at TEN 29 for 45 yards (D.Searcy). | P2 |
| <u>1-10-TEN 29</u> | (9:02) A.Smith pass deep right to T.Kelce pushed ob at TEN 2 for 27 yards (T.Smith). | P3 |
| <u>1-2-TEN 2</u> | (8:22) (Shotgun) K.Hunt up the middle to TEN 1 for 1 yard (K.Byard). | |
| 2-1-TEN 1 | (7:42) (Shotgun) K.Hunt up the middle for 1 yard, TOUCHDOWN. | R4 |
| H.Butker extra point is GOOD, Center-J.Winchester, Holder-D.Colquitt. | | |

TEN 0 KC 7, 6 plays, 81 yards, 2:56 drive, 7:23 elapsed

H.Butker kicks 66 yards from KC 35 to TEN -1. A.Jackson to TEN 23 for 24 yards (T.Smith).

Tennessee Titans at 7:37, (1st play from scrimmage 7:30)

| | | |
|--|---|--|
| 1-10-TEN 23 | (7:30) D.Henry left tackle to TEN 26 for 3 yards (R.Ragland). | |
| PENALTY on TEN-B.Jones, Unnecessary Roughness, 13 yards, enforced at TEN 26. | | |
| 2-20-TEN 13 | (7:07) (Shotgun) D.Henry left guard to TEN 13 for no gain (C.Jones). | |
| 3-20-TEN 13 | (6:24) (Shotgun) M.Mariota pass short middle to D.Walker to TEN 25 for 12 yards (S.Nelson). | |
| 4-8-TEN 25 | (5:46) B.Kern punts 36 yards to KC 39, Center-B.Brinkley, out of bounds. | |
| PENALTY on KC-K.Reaser, Unnecessary Roughness, 15 yards, enforced at KC 39. | | |

Kansas City Chiefs at 5:39

| | | |
|--|---|----|
| 1-10-KC 24 | (5:39) (Shotgun) A.Smith pass short middle to T.Hill to 50 for 26 yards (A.Jackson). | P5 |
| <u>1-10-50</u> | (5:01) (Shotgun) PENALTY on KC-D.Robinson, False Start, 5 yards, enforced at 50 - No Play. | |
| 1-15-KC 45 | (4:36) (Shotgun) A.Smith pass short left to A.Wilson pushed ob at TEN 37 for 18 yards (E.Walden). | P6 |
| <u>1-10-TEN 37</u> | (3:53) (Shotgun) K.Hunt up the middle to TEN 34 for 3 yards (D.Morgan). | |
| 2-7-TEN 34 | (3:09) A.Smith pass incomplete deep right to T.Kelce. | |
| PENALTY on TEN-A.Jackson, Illegal Use of Hands, 5 yards, enforced at TEN 34 - No Play. | | X7 |
| <u>1-10-TEN 29</u> | (3:02) (Shotgun) K.Hunt left end to TEN 13 for 16 yards (K.Byard). | R8 |
| <u>1-10-TEN 13</u> | (2:19) (Shotgun) A.Smith pass short left to T.Kelce for 13 yards, TOUCHDOWN. | P9 |
| H.Butker extra point is GOOD, Center-J.Winchester, Holder-D.Colquitt. | | |

TEN 0 KC 14, 5 plays, 76 yards, 1 penalty, 3:24 drive, 12:45 elapsed

H.Butker kicks 65 yards from KC 35 to end zone, Touchback.

Tennessee Titans at 2:15

| | | |
|--------------------|--|----|
| 1-10-TEN 25 | (2:15) D.Henry right end to TEN 31 for 6 yards (K.Pierre-Louis). FUMBLES (K.Pierre-Louis), ball out of bounds at TEN 28. | |
| 2-7-TEN 28 | (1:37) (Shotgun) M.Mariota pass short right to T.Taylor pushed ob at TEN 32 for 4 yards (M.Peters). | |
| 3-3-TEN 32 | (:52) (Shotgun) M.Mariota scrambles right end to TEN 44 for 12 yards (R.Parker). | R1 |
| <u>1-10-TEN 44</u> | (:14) (Shotgun) D.Henry left guard to TEN 48 for 4 yards (F.Zombo). | |

| Tennessee Titans vs Kansas City Chiefs at Arrowhead Stadium | | | | | | | | |
|---|-------|------|-------------|---|---|---|--------------|--------|
| END OF QUARTER | Score | Time | First Downs | | | | Efficiencies | |
| | | Poss | R | P | X | T | 3 Down | 4 Down |
| Tennessee Titans | 0 | 5:26 | 1 | 0 | 0 | 1 | 1/3 | 0/0 |
| Kansas City Chiefs | 14 | 9:34 | 2 | 6 | 1 | 9 | 2/3 | 0/0 |

Play By Play

Second Quarter

1/6/2018

Tennessee Titans continued.

- 2-6-TEN 48 (15:00) (Shotgun) D.Henry up the middle to 50 for 2 yards (R.Ragland; F.Zombo).
 3-4-50 (14:18) (Shotgun) M.Mariota pass incomplete short right to E.Decker [J.Houston].
 4-4-50 (14:11) B.Kern punts 38 yards to KC 12, Center-B.Brinkley. T.Hill pushed ob at KC 12 for no gain (D.Fluellen).

Kansas City Chiefs at 13:59

- 1-10-KC 12 (13:59) T.Hill left end to KC 26 for 14 yards (K.Byard). R10
1-10-KC 26 (13:15) (Shotgun) C.West up the middle to KC 28 for 2 yards (W.Woodyard).
 PENALTY on KC-B.Witzmann, Offensive Holding, 10 yards, enforced at KC 26 - No Play.
 1-20-KC 16 (12:46) (Shotgun) A.Smith pass short left to K.Hunt to KC 16 for no gain (K.Byard).
 2-20-KC 16 (12:05) (Shotgun) A.Smith pass short right to K.Hunt to KC 14 for -2 yards (A.Johnson; E.Walden).
 3-22-KC 14 (11:20) (Shotgun) A.Smith pass short right to C.West to KC 12 for -2 yards (D.Searcy).
 4-24-KC 12 (10:37) D.Colquitt punts 46 yards to TEN 42, Center-J.Winchester, fair catch by A.Jackson.

Tennessee Titans at 10:29

- 1-10-TEN 42 (10:29) M.Mariota pass short left to D.Walker to TEN 49 for 7 yards (K.Pierre-Louis).
 2-3-TEN 49 (9:48) (Shotgun) M.Mariota pass short middle to D.Walker to KC 41 for 10 yards (K.Pierre-Louis; F.Zombo). P2
1-10-KC 41 (9:15) (Shotgun) D.Henry up the middle to KC 36 for 5 yards (R.Ragland).
 2-5-KC 36 (8:34) (Shotgun) M.Mariota pass short left to R.Matthews to KC 21 for 15 yards (D.Revis). P3
1-10-KC 21 (7:54) (No Huddle, Shotgun) M.Mariota pass incomplete deep right to E.Decker.
 2-10-KC 21 (7:48) (Shotgun) M.Mariota pass short right intended for D.Walker INTERCEPTED by M.Peters at KC 9. M.Peters to KC 37 for 28 yards (R.Matthews).

Kansas City Chiefs at 7:37

- 1-10-KC 37 (7:37) (Shotgun) A.Smith sacked ob at KC 37 for 0 yards (S.Williams).
 2-10-KC 37 (7:03) (Shotgun) A.Smith pass short right to T.Hill to KC 38 for 1 yard (T.Smith).
 3-9-KC 38 (6:16) (Shotgun) A.Smith pass incomplete deep right to T.Hill.
 4-9-KC 38 (6:09) D.Colquitt punts 54 yards to TEN 8, Center-J.Winchester. A.Jackson pushed ob at TEN 21 for 13 yards (J.Chesson).

Tennessee Titans at 5:57

- 1-10-TEN 21 (5:57) (Shotgun) D.Henry up the middle to TEN 29 for 8 yards (R.Ragland; S.Nelson).
 2-2-TEN 29 (5:19) (Shotgun) M.Mariota pass short right to D.Walker pushed ob at KC 49 for 22 yards (R.Parker). P4
1-10-KC 49 (4:50) (Shotgun) D.Henry left guard to KC 40 for 9 yards (R.Ragland).
 2-1-KC 40 (4:05) (No Huddle, Shotgun) M.Mariota pass short right to C.Davis to KC 28 for 12 yards (R.Ragland). P5
1-10-KC 28 (3:22) (No Huddle, Shotgun) D.Henry up the middle to KC 27 for 1 yard (C.Jones; A.Bailey).
 2-9-KC 27 (3:01) (No Huddle, Shotgun) M.Mariota sacked at KC 34 for -7 yards (C.Jones).
 PENALTY on KC-A.Bailey, Defensive 12 On-field, 5 yards, enforced at KC 27 - No Play.
 2-4-KC 22 (2:48) (Shotgun) M.Mariota pass incomplete deep left to D.Walker.
 3-4-KC 22 (2:41) (Shotgun) M.Mariota sacked at KC 31 for -9 yards (D.Johnson).

Two-Minute Warning

- 4-13-KC 31 (2:00) R.Succop 49 yard field goal is GOOD, Center-B.Brinkley, Holder-B.Kern.

TEN 3 KC 14, 8 plays, 48 yards, 1 penalty, 4:02 drive, 13:05 elapsed

R.Succop kicks 66 yards from TEN 35 to KC -1. C.West to KC 21 for 22 yards (D.Searcy).

Kansas City Chiefs at 1:55, (1st play from scrimmage 1:48)

- 1-10-KC 21 (1:48) (Shotgun) A.Smith sacked at KC 13 for -8 yards (sack split by W.Woodyard and B.Orakpo).
 Timeout #1 by TEN at 01:40.
 2-18-KC 13 (1:40) (Shotgun) A.Smith pass short middle to T.Kelce to KC 25 for 12 yards (J.Brown). KC-T.Kelce was injured during the play.
 Timeout #1 by KC at 01:25.
 3-6-KC 25 (1:25) (Shotgun) A.Smith pass short middle to D.Robinson to KC 38 for 13 yards (T.Smith). P11
1-10-KC 38 (1:02) (No Huddle, Shotgun) A.Smith scrambles right end pushed ob at KC 40 for 2 yards (J.Cyprien).
 2-8-KC 40 (:53) (Shotgun) A.Smith pass short right to D.Robinson ran ob at TEN 45 for 15 yards. P12
 The Replay Official reviewed the pass completion ruling, and the play was Upheld. The ruling on the field stands.
1-10-TEN 45 (:48) (Shotgun) A.Smith pass short middle to T.Hill to TEN 37 for 8 yards (W.Woodyard, D.King).
 Timeout #2 by KC at 00:41.
 2-2-TEN 37 (:41) (Shotgun) A.Smith pass short right to C.West pushed ob at TEN 34 for 3 yards (J.Cyprien). P13
1-10-TEN 34 (:36) (Shotgun) A.Smith pass short right to C.West pushed ob at TEN 34 for no gain (J.Cyprien).

Tennessee Titans vs Kansas City Chiefs at Arrowhead Stadium

PENALTY on TEN-D.Morgan, Defensive Holding, 5 yards, enforced at TEN 34 - No Play.

X14

1-10-TEN 29

(:30) (Shotgun) A.Smith pass short left to D.Robinson to TEN 14 for 15 yards (L.Ryan).

P15

1-10-TEN 14

(:08) (Shotgun) A.Smith pass short left to D.Robinson for 14 yards, TOUCHDOWN.

P16

H.Butker extra point is GOOD, Center-J.Winchester, Holder-D.Colquitt.

TEN 3 KC 21, 9 plays, 79 yards, 1 penalty, 1:52 drive, 14:57 elapsed

H.Butker kicks 50 yards from KC 35 to TEN 15. D.Fluellen to TEN 27 for 12 yards (J.Chesson).

| END OF QUARTER | Time | | First Downs | | | | Efficiencies | |
|--------------------|-------|------|-------------|---|---|---|--------------|--------|
| | Score | Poss | R | P | X | T | 3 Down | 4 Down |
| Tennessee Titans | 3 | 7:58 | 0 | 4 | 0 | 4 | 0/2 | 0/0 |
| Kansas City Chiefs | 21 | 7:02 | 1 | 5 | 1 | 7 | 1/3 | 0/0 |

Tennessee Titans vs Kansas City Chiefs
1/6/2018 at Arrowhead Stadium

First Half Summary

PERIOD SCORES

Titans 0 3 = 3
Chiefs 14 7 = 21

TIME OF POSSESSION

Titans 13:24
Chiefs 16:36

Scoring Plays

| Team | Qtr | Time | Play Description (Extra Point) (Drive Info) | Visitor | Home |
|--------|-----|------|--|---------|------|
| Chiefs | 1 | 7:37 | K.Hunt 1 yd. run (H.Butker kick) (6-81, 2:56) | 0 | 7 |
| Chiefs | 1 | 2:15 | T.Kelce 13 yd. pass from A.Smith (H.Butker kick) (5-76, 3:24) | 0 | 14 |
| Titans | 2 | 1:55 | R.Succop 49 yd. Field Goal (8-48, 4:02) | 3 | 14 |
| Chiefs | 2 | 0:03 | D.Robinson 14 yd. pass from A.Smith (H.Butker kick) (9-79, 1:52) | 3 | 21 |

| | Tennessee Titans | Kansas City Chiefs |
|--|------------------|--------------------|
| TOTAL FIRST DOWNS | 5 | 16 |
| First Downs Rushing-Passing-by Penalty | 1 - 4 - 0 | 3 - 11 - 2 |
| THIRD DOWN EFFICIENCY | 1-5-20% | 3-6-50% |
| TOTAL NET YARDS | 127 | 264 |
| Total Offensive Plays | 25 | 33 |
| NET YARDS RUSHING | 54 | 41 |
| NET YARDS PASSING | 73 | 223 |
| Gross Yards Passing | 82 | 231 |
| Times thrown-yards lost attempting to pass | 1-9 | 2-8 |
| Pass Attempts-Completions-Had Intercepted | 13 - 7 - 1 | 23 - 19 - 0 |
| Punts-Number and Average | 3 - 43.7 | 3 - 50.3 |
| Penalties-Number and Yards | 3 - 23 | 5 - 42 |
| Fumbles-Number and Lost | 1 - 0 | 0 - 0 |
| Red Zone Efficiency | 0-0-0% | 3-3-100% |
| Average Drive Start | TEN 27 | KC 20 |

| Tennessee Titans | | | | | | | | | | Kansas City Chiefs | | | | | | | | | |
|------------------|-----|-----|------|-------|----|---------|------------|------|---------|--------------------|-----|-----|------|-------|----|----|----|-------|--|
| RUSHING | | | | | | | | | | RUSHING | | | | | | | | | |
| | ATT | YDS | AVG | LG | TD | | | | | | ATT | YDS | AVG | LG | TD | | | | |
| D.Henry | 10 | 42 | 4.2 | 9 | 0 | K.Hunt | | | | | 6 | 25 | 4.2 | 16 | 1 | | | | |
| M.Mariota | 1 | 12 | 12.0 | 12 | 0 | T.Hill | | | | | 1 | 14 | 14.0 | 14 | 0 | | | | |
| | | | | | | A.Smith | | | | | 1 | 2 | 2.0 | 2 | 0 | | | | |
| Total | 11 | 54 | 4.9 | 12 | 0 | Total | | | | | 8 | 41 | 5.1 | 16 | 1 | | | | |
| PASSING | | | | | | | | | | PASSING | | | | | | | | | |
| | ATT | CMP | YDS | SK/YD | TD | LG | IN | RT | | | ATT | CMP | YDS | SK/YD | TD | LG | IN | RT | |
| M.Mariota | 13 | 7 | 82 | 1/9 | 0 | 22 | 1 | 41.2 | A.Smith | | 23 | 19 | 231 | 2/8 | 2 | 45 | 0 | 137.5 | |
| Total | 13 | 7 | 82 | 1/9 | 0 | 22 | 1 | 41.2 | Total | | 23 | 19 | 231 | 2/8 | 2 | 45 | 0 | 137.5 | |
| PASS RECEIVING | | | | | | | | | | PASS RECEIVING | | | | | | | | | |
| | TAR | REC | YDS | AVG | LG | TD | | | | | TAR | REC | YDS | AVG | LG | TD | | | |
| D.Walker | 6 | 4 | 51 | 12.8 | 22 | 0 | T.Hill | | | | 8 | 5 | 84 | 16.8 | 45 | 0 | | | |
| R.Matthews | 1 | 1 | 15 | 15.0 | 15 | 0 | T.Kelce | | | | 4 | 4 | 66 | 16.5 | 27 | 1 | | | |
| C.Davis | 2 | 1 | 12 | 12.0 | 12 | 0 | D.Robinson | | | | 4 | 4 | 57 | 14.3 | 15 | 1 | | | |
| T.Taylor | 1 | 1 | 4 | 4.0 | 4 | 0 | K.Hunt | | | | 3 | 3 | 5 | 1.7 | 7 | 0 | | | |
| E.Decker | 2 | 0 | 0 | 0.0 | 0 | 0 | C.West | | | | 2 | 2 | 1 | 0.5 | 3 | 0 | | | |
| J.Smith | 1 | 0 | 0 | 0.0 | 0 | 0 | A.Wilson | | | | 1 | 1 | 18 | 18.0 | 18 | 0 | | | |
| Total | 13 | 7 | 82 | 11.7 | 22 | 0 | Total | | | | 22 | 19 | 231 | 12.2 | 45 | 2 | | | |

| Tennessee Titans | | | | | | | | | | | | | | Kansas City Chiefs | | | | | | | | | |
|-------------------------|-----|-----|------|----|-------|-----|---|----|----|----|----|--|--|--------------------|-----|----|----|----|-----|-----|----|----|---|
| Regular Defensive Plays | | | | | | | | | | | | | | Special Teams | | | | | | | | | |
| | TKL | AST | COMB | SK | / YDS | TFL | Q | IN | PD | FF | FR | | | TKL | AST | FF | FR | BL | TKL | AST | FF | FR | |
| K.Byard | 4 | 0 | 4 | 0 | 0 | 0 | 0 | 0 | 0 | 0 | 0 | | | 0 | 0 | 0 | 0 | 0 | | 0 | 0 | 0 | 0 |
| A.Jackson | 3 | 0 | 3 | 0 | 0 | 0 | 0 | 0 | 0 | 0 | 0 | | | 0 | 0 | 0 | 0 | 0 | | 0 | 0 | 0 | 0 |
| T.Smith | 3 | 0 | 3 | 0 | 0 | 0 | 0 | 0 | 0 | 0 | 0 | | | 0 | 0 | 0 | 0 | 0 | | 0 | 0 | 0 | 0 |
| J.Cyprien | 2 | 0 | 2 | 0 | 0 | 0 | 0 | 0 | 0 | 0 | 0 | | | 0 | 0 | 0 | 0 | 0 | | 0 | 0 | 0 | 0 |
| Total | 12 | 0 | 12 | 0 | 0 | 0 | 0 | 0 | 0 | 0 | 0 | | | 0 | 0 | 0 | 0 | 0 | | 0 | 0 | 0 | 0 |

First Half Summary

| Kansas City Chiefs | | | | Regular Defensive Plays | | | | | | | | | | Special Teams | | | | | Misc | | | |
|--------------------|-----|-----|------|-------------------------|-------|-----|----|----|----|----|----|---|-----|---------------|----|----|----|---|------|-----|----|----|
| | TKL | AST | COMB | SK | / YDS | TFL | QH | IN | PD | FF | FR | | TKL | AST | FF | FR | BL | | TKL | AST | FF | FR |
| R.Ragland | 4 | 2 | 6 | 0 | 0 | 0 | 0 | 0 | 0 | 0 | 0 | 0 | 0 | 0 | 0 | 0 | 0 | 0 | 0 | 0 | 0 | 0 |
| F.Zombo | 1 | 3 | 4 | 0 | 0 | 0 | 0 | 0 | 0 | 0 | 0 | 0 | 0 | 0 | 0 | 0 | 0 | 0 | 0 | 0 | 0 | 0 |
| K.Pierre-Louis | 2 | 1 | 3 | 0 | 0 | 0 | 0 | 0 | 0 | 1 | 0 | | 0 | 0 | 0 | 0 | 0 | | 0 | 0 | 0 | 0 |
| R.Parker | 2 | 0 | 2 | 0 | 0 | 0 | 0 | 0 | 0 | 0 | 0 | | 0 | 0 | 0 | 0 | 0 | | 0 | 0 | 0 | 0 |
| Total | 9 | 6 | 15 | 0 | 0 | 0 | 0 | 0 | 0 | 1 | 0 | | 0 | 0 | 0 | 0 | 0 | | 0 | 0 | 0 | 0 |

Play By Play

Third Quarter

1/6/2018

TEN elects to Receive, and KC elects to defend the West goal.

H.Butker kicks 67 yards from KC 35 to TEN -2. A.Jackson to TEN 17 for 19 yards (K.Pierre-Louis).

PENALTY on TEN-E.Weems, Illegal Block Above the Waist, 8 yards, enforced at TEN 17.

Tennessee Titans at 15:00, (1st play from scrimmage 14:56)

| | | |
|--------------------|---|-----|
| 1-10-TEN 9 | (14:56) D.Henry up the middle to TEN 15 for 6 yards (R.Ragland; D.Johnson). KC-C.Jones was injured during the play. | |
| 2-4-TEN 15 | (14:28) D.Henry up the middle to TEN 19 for 4 yards (F.Zombo; B.Logan). | R6 |
| <u>1-10-TEN 19</u> | (13:52) (Shotgun) M.Mariota pass incomplete deep right to C.Davis. | |
| 2-10-TEN 19 | (13:45) (Shotgun) M.Mariota pass short right to D.Henry to TEN 25 for 6 yards (J.Houston). | |
| 3-4-TEN 25 | (12:55) (Shotgun) PENALTY on TEN-M.Mariota, Delay of Game, 5 yards, enforced at TEN 25 - No Play. | |
| 3-9-TEN 20 | (12:30) (Shotgun) M.Mariota scrambles up the middle to TEN 31 for 11 yards (D.Johnson). | R7 |
| <u>1-10-TEN 31</u> | (11:53) (Shotgun) D.Henry left end to TEN 35 for 4 yards (S.Nelson). | |
| 2-6-TEN 35 | (11:20) (No Huddle, Shotgun) M.Mariota pass short right to C.Davis to TEN 39 for 4 yards (D.Johnson). Tennessee challenged the short of the line to gain ruling, and the play was REVERSED. (No Huddle, Shotgun) M.Mariota pass short right to C.Davis to TEN 41 for 6 yards (D.Johnson). | P8 |
| <u>1-10-TEN 41</u> | (10:46) (Shotgun) M.Mariota pass short left to C.Davis to TEN 45 for 4 yards (D.Revis). | |
| 2-6-TEN 45 | (10:14) (Shotgun) M.Mariota pass short right to D.Henry to KC 26 for 29 yards (D.Sorensen). | P9 |
| <u>1-10-KC 26</u> | (9:27) (No Huddle, Shotgun) D.Henry up the middle to KC 14 for 12 yards (D.Johnson). | R10 |
| <u>1-10-KC 14</u> | (8:43) (Shotgun) M.Mariota pass incomplete short left to R.Matthews. | |
| 2-10-KC 14 | (8:37) (Shotgun) M.Mariota right end to KC 4 for 10 yards (R.Parker). | R11 |
| <u>1-4-KC 4</u> | (7:54) (Shotgun) D.Henry up the middle to KC 1 for 3 yards (R.Ragland; D.Sorensen). | |
| 2-1-KC 1 | (7:18) (Run formation) D.Henry left end for 1 yard, TOUCHDOWN NULLIFIED by Penalty. PENALTY on TEN-D.Walker, False Start, 4 yards, enforced at KC 1 - No Play. Line of scrimmage was past the one yard line so statistically penalty is for only 4 yards since new line of scrimmage is the 5. | |
| 2-5-KC 5 | (7:12) M.Mariota sacked ob at KC 6 for -1 yards (J.Houston). | |
| 3-6-KC 6 | (6:44) (Shotgun) M.Mariota pass short left to M.Mariota for 6 yards, TOUCHDOWN. Pass deflected by D.Revis back to M.Mariota R.Succop extra point is GOOD, Center-B.Brinkley, Holder-B.Kern. | P12 |

TEN 10 KC 21, 15 plays, 91 yards, 8:29 drive, 8:29 elapsed

R.Succop kicks 61 yards from TEN 35 to KC 4. C.West to KC 19 for 15 yards (D.Bates).

Kansas City Chiefs at 6:31, (1st play from scrimmage 6:25)

| | | |
|------------|---|--|
| 1-10-KC 19 | (6:25) (Shotgun) A.Smith pass incomplete short left to A.Wilson [J.Casey]. | |
| 2-10-KC 19 | (6:21) (Shotgun) K.Hunt left guard to KC 28 for 9 yards (K.Byard). | |
| 3-1-KC 28 | (5:43) A.Smith right end to KC 27 for -1 yards (J.Casey). | |
| 4-2-KC 27 | (5:02) D.Colquitt punts 43 yards to TEN 30, Center-J.Winchester. A.Jackson to KC 47 for 23 yards (K.Reaser). Penalty on TEN-B.Trawick, Running Into the Kicker, offsetting, enforced at KC 27 - No Play. Penalty on KC-U.Eligwe, Unnecessary Roughness, offsetting. | |
| 4-2-KC 27 | (4:49) D.Colquitt punts 44 yards to TEN 29, Center-J.Winchester. A.Jackson MUFFS catch, RECOVERED by KC-K.Reaser at TEN 28. K.Reaser to TEN 28 for no gain (B.Trawick). | |

Kansas City Chiefs at 4:34

| | | |
|-------------|--|--|
| 1-10-TEN 28 | (4:34) (Shotgun) K.Hunt right end to TEN 29 for -1 yards (W.Woodyard; A.Williamson). | |
| 2-11-TEN 29 | (3:53) (Shotgun) A.Smith pass short right to T.Hill ran ob at TEN 31 for -2 yards (L.Ryan). | |
| 3-13-TEN 31 | (3:14) (Shotgun) A.Smith scrambles up the middle to TEN 30 for 1 yard (D.King). | |
| 4-12-TEN 30 | (2:31) H.Butker 48 yard field goal is No Good, Hit Left Upright, Center-J.Winchester, Holder-D.Colquitt. | |

Tennessee Titans at 2:25

| | | |
|-------------------|--|-----|
| 1-10-TEN 38 | (2:25) (Shotgun) M.Mariota pass short left to C.Davis to KC 49 for 13 yards (F.Zombo). | P13 |
| <u>1-10-KC 49</u> | (1:48) (Shotgun) PENALTY on TEN-T.Lewan, False Start, 5 yards, enforced at KC 49 - No Play. | |
| 1-15-TEN 46 | (1:20) (Shotgun) M.Mariota pass short left to J.Smith to KC 49 for 5 yards (K.Pierre-Louis). | |
| 2-10-KC 49 | (:41) (Shotgun) M.Mariota pass incomplete deep right. | |
| 3-10-KC 49 | (:31) (Shotgun) M.Mariota pass short middle to D.Walker to KC 35 for 14 yards (E.Murray). | P14 |

END OF QUARTER

| | Score | Time Poss | First Downs | | | | Efficiencies | |
|--------------------|-------|-----------|-------------|---|---|---|--------------|--------|
| | | | R | P | X | T | 3 Down | 4 Down |
| Tennessee Titans | 10 | 10:54 | 4 | 5 | 0 | 9 | 3/3 | 0/0 |
| Kansas City Chiefs | 21 | 4:06 | 0 | 0 | 0 | 0 | 0/2 | 0/0 |

Play By Play

Fourth Quarter

1/6/2018

Tennessee Titans continued.

- 1-10-KC 35 (15:00) (Shotgun) D.Henry left end to KC 35 for no gain (D.Revis; K.Pierre-Louis).
- 2-10-KC 35 (14:17) (Shotgun) D.Henry up the middle for 35 yards, TOUCHDOWN.
- TWO-POINT CONVERSION ATTEMPT. M.Mariota pass to R.Matthews is complete. ATTEMPT FAILS.
- Penalty on TEN, Illegal Shift, declined.

R15

TEN 16 KC 21, 6 plays, 62 yards, 3:17 drive, 0:52 elapsed

R.Succop kicks 65 yards from TEN 35 to end zone, Touchback.

Kansas City Chiefs at 14:08

- 1-10-KC 25 (14:08) (Shotgun) A.Smith pass short left to T.Hill to KC 30 for 5 yards (A.Jackson).
- 2-5-KC 30 (13:26) (Shotgun) A.Smith pass short left to A.Wilson pushed ob at KC 38 for 8 yards (J.Cyprien).
- 1-10-KC 38 (12:52) (Shotgun) K.Hunt up the middle to KC 45 for 7 yards (W.Woodyard; J.Casey).
- 2-3-KC 45 (12:16) K.Hunt right tackle to KC 46 for 1 yard (D.Morgan; A.Johnson).
- 3-2-KC 46 (11:30) (Shotgun) A.Smith pass incomplete short right to O.Charles.
- 4-2-KC 46 (11:26) D.Colquitt punts 54 yards to end zone, Center-J.Winchester, Touchback.

P17

Tennessee Titans at 11:15

- 1-10-TEN 20 (11:15) (Shotgun) M.Mariota pass incomplete short middle to J.Smith.
- 2-10-TEN 20 (11:11) (Shotgun) D.Henry up the middle to TEN 27 for 7 yards (R.Ragland).
- 3-3-TEN 27 (10:31) (Shotgun) M.Mariota pass short middle to D.Walker to TEN 36 for 9 yards (D.Johnson).
- 1-10-TEN 36 (9:54) (No Huddle, Shotgun) M.Mariota pass incomplete deep right to E.Decker (S.Nelson).
- 2-10-TEN 36 (9:46) (Shotgun) M.Mariota scrambles right end to TEN 38 for 2 yards (D.Johnson).
- 3-8-TEN 38 (8:56) (Shotgun) M.Mariota scrambles right end to KC 45 for 17 yards (R.Parker).
- PENALTY on KC-M.Peters, Defensive Holding, 5 yards, enforced at KC 45.
- 1-10-KC 40 (8:24) (Shotgun) D.Henry left tackle to KC 31 for 9 yards (D.Sorensen).
- 2-1-KC 31 (7:42) (Shotgun) M.Mariota pass short right to E.Decker to KC 32 for -1 yards (M.Peters).
- Timeout #1 by TEN at 06:55.
- 3-2-KC 32 (6:55) (Shotgun) M.Mariota pass short right to J.Smith to KC 22 for 10 yards (M.Peters).
- 1-10-KC 22 (6:17) (Shotgun) M.Mariota pass incomplete deep right to C.Davis.
- 2-10-KC 22 (6:10) (Shotgun) M.Mariota pass deep middle to E.Decker for 22 yards, TOUCHDOWN.
- TWO-POINT CONVERSION ATTEMPT. M.Mariota is sacked. ATTEMPT FAILS. Sack by D.Sorenson ruled forward progress stopped negating D.Sorenson 58 yard return.

P16

R17

X18

P19

P20

TEN 22 KC 21, 11 plays, 80 yards, 1 penalty, 5:09 drive, 8:54 elapsed

R.Succop kicks 67 yards from TEN 35 to KC -2. C.West to KC 27 for 29 yards (D.Searcy).

Kansas City Chiefs at 6:06, (1st play from scrimmage 5:58)

- 1-10-KC 27 (5:58) (Shotgun) A.Smith pass short right to D.Harris to KC 40 for 13 yards (J.Brown; T.Smith).
- 1-10-KC 40 (5:20) (Shotgun) A.Smith right end pushed ob at TEN 42 for 18 yards (J.Cyprien).
- PENALTY on KC-D.Harris, Offensive Holding, 10 yards, enforced at TEN 49.
- 1-9-KC 41 (4:50) (Shotgun) A.Smith pass incomplete short middle to T.Hill (J.Casey).
- 2-9-KC 41 (4:46) (Shotgun) A.Smith sacked at KC 41 for 0 yards (B.Orakpo).
- 3-9-KC 41 (4:01) (Shotgun) PENALTY on TEN-J.Casey, Neutral Zone Infraction, 5 yards, enforced at KC 41 - No Play.
- 3-4-KC 46 (4:01) (Shotgun) A.Smith pass short right to D.Harris to TEN 45 for 9 yards (J.Brown).
- 1-10-TEN 45 (3:27) (Shotgun) K.Hunt up the middle to TEN 44 for 1 yard (J.Casey; W.Woodyard). KC-D.Robinson was injured during the play.
- 2-9-TEN 44 (2:56) (Shotgun) A.Smith pass incomplete short left to D.Harris (J.Cyprien).
- 3-9-TEN 44 (2:51) (Shotgun) A.Smith sacked at TEN 44 for 0 yards (D.Morgan).
- Timeout #2 by TEN at 02:15.
- 4-9-TEN 44 (2:15) (Shotgun) A.Smith pass incomplete deep middle to A.Wilson.

P18

P19

Tennessee Titans at 2:09

- 1-10-TEN 44 (2:09) D.Henry left end to KC 44 for 12 yards (F.Zombo).

R21

Two-Minute Warning

- 1-10-KC 44 (2:00) D.Henry up the middle to KC 46 for -2 yards (M.Peters). FUMBLES (M.Peters), RECOVERED by KC-D.Johnson at KC 44. D.Johnson for 56 yards, TOUCHDOWN.
- The Replay Official reviewed the fumble ruling, and the play was REVERSED.
- D.Henry up the middle to KC 46 for -2 yards (M.Peters).

Tennessee Titans vs Kansas City Chiefs at Arrowhead Stadium

Timeout #1 by KC at 01:57.

2-12-KC 46 (1:57) D.Henry up the middle to KC 44 for 2 yards (J.Hamilton).

Timeout #2 by KC at 01:53.

3-10-KC 44 (1:53) (Shotgun) D.Henry left end to KC 22 for 22 yards (R.Parker).

R22

PENALTY on KC-M.Peters, Unnecessary Roughness, 11 yards, enforced at KC 22.

X23

Timeout #3 by KC at 01:40.

1-10-KC 11 (1:40) M.Mariota kneels to KC 13 for -2 yards.

2-12-KC 13 (:54) M.Mariota kneels to KC 15 for -2 yards.

3-14-KC 15 (:27) M.Mariota kneels to KC 17 for -2 yards.

END OF QUARTER

| | Score | Time Poss | First Downs | | | | Efficiencies | |
|--------------------|-------|--------------|-------------|---|---|---|--------------|--------|
| | | | R | P | X | T | 3 Down | 4 Down |
| Tennessee Titans | 22 | 8:10 | 4 | 3 | 2 | 9 | 4/5 | 0/0 |
| Kansas City Chiefs | 21 | 6:50 | 0 | 3 | 0 | 3 | 1/3 | 0/1 |

Tennessee Titans vs Kansas City Chiefs
1/6/2018 at Arrowhead Stadium

Final Defensive Statistics

| Tennessee Titans | Regular Defensive Plays | | | | | | | | | | | | Special Teams | | | | | Misc | | | |
|------------------|-------------------------|-----------|-----------|----------|----------|----------|----------|----------|----------|----------|----------|--|---------------|----------|----------|----------|----------|----------|----------|----------|----------|
| | TKL | AST | COMB | SK | / YDS | TFL | Q | IN | PD | FF | FR | | TKL | AST | FF | FR | BL | TKL | AST | FF | FR |
| K.Byard | 5 | 0 | 5 | 0 | 0 | 0 | 0 | 0 | 0 | 0 | 0 | | 0 | 0 | 0 | 0 | 0 | 0 | 0 | 0 | 0 |
| W.Woodyard | 1 | 4 | 5 | 0.5 | 4 | 0 | 1 | 0 | 0 | 0 | 0 | | 0 | 0 | 0 | 0 | 0 | 0 | 0 | 0 | 0 |
| J.Cyprien | 4 | 0 | 4 | 0 | 0 | 0 | 0 | 0 | 1 | 0 | 0 | | 0 | 0 | 0 | 0 | 0 | 0 | 0 | 0 | 0 |
| A.Jackson | 4 | 0 | 4 | 0 | 0 | 0 | 0 | 0 | 0 | 0 | 0 | | 0 | 0 | 0 | 0 | 0 | 0 | 0 | 0 | 0 |
| T.Smith | 3 | 1 | 4 | 0 | 0 | 0 | 0 | 0 | 0 | 0 | 0 | | 0 | 0 | 0 | 0 | 0 | 0 | 0 | 0 | 0 |
| D.Morgan | 2 | 2 | 4 | 1 | 0 | 0 | 1 | 0 | 0 | 0 | 0 | | 0 | 0 | 0 | 0 | 0 | 0 | 0 | 0 | 0 |
| J.Casey | 1 | 3 | 4 | 0 | 0 | 1 | 1 | 0 | 1 | 0 | 0 | | 0 | 0 | 0 | 0 | 0 | 0 | 0 | 0 | 0 |
| L.Ryan | 3 | 0 | 3 | 0 | 0 | 1 | 0 | 0 | 0 | 0 | 0 | | 0 | 0 | 0 | 0 | 0 | 0 | 0 | 0 | 0 |
| J.Brown | 2 | 1 | 3 | 0 | 0 | 0 | 0 | 0 | 0 | 0 | 0 | | 0 | 0 | 0 | 0 | 0 | 0 | 0 | 0 | 0 |
| S.Williams | 2 | 0 | 2 | 1 | 0 | 1 | 0 | 0 | 0 | 0 | 0 | | 0 | 0 | 0 | 0 | 0 | 0 | 0 | 0 | 0 |
| D.Searcy | 2 | 0 | 2 | 0 | 0 | 1 | 0 | 0 | 0 | 0 | 0 | | 2 | 0 | 0 | 0 | 0 | 0 | 0 | 0 | 0 |
| B.Orakpo | 1 | 1 | 2 | 1.5 | 4 | 0 | 2 | 0 | 0 | 0 | 0 | | 0 | 0 | 0 | 0 | 0 | 0 | 0 | 0 | 0 |
| E.Walden | 1 | 1 | 2 | 0 | 0 | 0 | 0 | 0 | 0 | 0 | 0 | | 0 | 0 | 0 | 0 | 0 | 0 | 0 | 0 | 0 |
| D.King | 1 | 1 | 2 | 0 | 0 | 0 | 0 | 0 | 0 | 0 | 0 | | 0 | 0 | 0 | 0 | 0 | 0 | 0 | 0 | 0 |
| A.Johnson | 0 | 2 | 2 | 0 | 0 | 0 | 0 | 0 | 0 | 0 | 0 | | 0 | 0 | 0 | 0 | 0 | 0 | 0 | 0 | 0 |
| A.Williamson | 0 | 1 | 1 | 0 | 0 | 0 | 0 | 0 | 0 | 0 | 0 | | 0 | 0 | 0 | 0 | 0 | 0 | 0 | 0 | 0 |
| B.Trawick | 0 | 0 | 0 | 0 | 0 | 0 | 0 | 0 | 0 | 0 | 0 | | 3 | 0 | 0 | 0 | 0 | 0 | 0 | 0 | 0 |
| D.Fluellen | 0 | 0 | 0 | 0 | 0 | 0 | 0 | 0 | 0 | 0 | 0 | | 1 | 0 | 0 | 0 | 0 | 0 | 0 | 0 | 0 |
| D.Bates | 0 | 0 | 0 | 0 | 0 | 0 | 0 | 0 | 0 | 0 | 0 | | 1 | 0 | 0 | 0 | 0 | 0 | 0 | 0 | 0 |
| R.Matthews | 0 | 0 | 0 | 0 | 0 | 0 | 0 | 0 | 0 | 0 | 0 | | 0 | 0 | 0 | 0 | 0 | 1 | 0 | 0 | 0 |
| Total | 32 | 17 | 49 | 4 | 8 | 4 | 5 | 0 | 2 | 0 | 0 | | 7 | 0 | 0 | 0 | 0 | 1 | 0 | 0 | 0 |

TKL = Tackle AST = Assist COMB = Combined QH=QB Hit IN = Interception PD = Pass Defense FF = Forced Fumble FR = Fumble Recovery

| Kansas City Chiefs | Regular Defensive Plays | | | | | | | | | | | | Special Teams | | | | | Misc | | | |
|--------------------|-------------------------|-----------|-----------|----------|-----------|----------|----------|----------|----------|----------|----------|--|---------------|----------|----------|----------|----------|----------|----------|----------|----------|
| | TKL | AST | COMB | SK | / YDS | TFL | QH | IN | PD | FF | FR | | TKL | AST | FF | FR | BL | TKL | AST | FF | FR |
| R.Ragland | 5 | 4 | 9 | 0 | 0 | 0 | 0 | 0 | 0 | 0 | 0 | | 0 | 0 | 0 | 0 | 0 | 0 | 0 | 0 | 0 |
| D.Johnson | 6 | 2 | 8 | 1 | 9 | 1 | 1 | 0 | 0 | 0 | 0 | | 0 | 0 | 0 | 0 | 0 | 0 | 0 | 0 | 0 |
| F.Zombo | 3 | 4 | 7 | 0 | 0 | 0 | 0 | 0 | 0 | 0 | 0 | | 0 | 0 | 0 | 0 | 0 | 0 | 0 | 0 | 0 |
| R.Parker | 5 | 0 | 5 | 0 | 0 | 0 | 0 | 0 | 0 | 0 | 0 | | 0 | 0 | 0 | 0 | 0 | 0 | 0 | 0 | 0 |
| K.Pierre-Louis | 3 | 2 | 5 | 0 | 0 | 0 | 0 | 0 | 0 | 1 | 0 | | 1 | 0 | 0 | 0 | 0 | 0 | 0 | 0 | 0 |
| M.Peters | 4 | 0 | 4 | 0 | 0 | 2 | 0 | 1 | 1 | 0 | 0 | | 0 | 0 | 0 | 0 | 0 | 0 | 0 | 0 | 0 |
| S.Nelson | 2 | 1 | 3 | 0 | 0 | 0 | 0 | 0 | 1 | 0 | 0 | | 0 | 0 | 0 | 0 | 0 | 0 | 0 | 0 | 0 |
| D.Revis | 2 | 1 | 3 | 0 | 0 | 0 | 0 | 0 | 0 | 0 | 0 | | 0 | 0 | 0 | 0 | 0 | 0 | 0 | 0 | 0 |
| D.Sorensen | 2 | 1 | 3 | 0 | 0 | 0 | 0 | 0 | 0 | 0 | 0 | | 0 | 0 | 0 | 0 | 0 | 0 | 0 | 0 | 0 |
| J.Houston | 2 | 0 | 2 | 1 | 1 | 1 | 2 | 0 | 1 | 0 | 0 | | 0 | 0 | 0 | 0 | 0 | 0 | 0 | 0 | 0 |
| C.Jones | 1 | 1 | 2 | 0 | 0 | 0 | 0 | 0 | 0 | 0 | 0 | | 0 | 0 | 0 | 0 | 0 | 0 | 0 | 0 | 0 |
| E.Murray | 1 | 0 | 1 | 0 | 0 | 0 | 0 | 0 | 0 | 0 | 0 | | 0 | 0 | 0 | 0 | 0 | 0 | 0 | 0 | 0 |
| J.Hamilton | 1 | 0 | 1 | 0 | 0 | 0 | 0 | 0 | 0 | 0 | 0 | | 0 | 0 | 0 | 0 | 0 | 0 | 0 | 0 | 0 |
| A.Bailey | 0 | 1 | 1 | 0 | 0 | 0 | 0 | 0 | 0 | 0 | 0 | | 0 | 0 | 0 | 0 | 0 | 0 | 0 | 0 | 0 |
| B.Logan | 0 | 1 | 1 | 0 | 0 | 0 | 0 | 0 | 0 | 0 | 0 | | 0 | 0 | 0 | 0 | 0 | 0 | 0 | 0 | 0 |
| J.Chesson | 0 | 0 | 0 | 0 | 0 | 0 | 0 | 0 | 0 | 0 | 0 | | 2 | 0 | 0 | 0 | 0 | 0 | 0 | 0 | 0 |
| M.Kemp | 0 | 0 | 0 | 0 | 0 | 0 | 0 | 0 | 0 | 0 | 0 | | 1 | 0 | 0 | 0 | 0 | 0 | 0 | 0 | 0 |
| T.Smith | 0 | 0 | 0 | 0 | 0 | 0 | 0 | 0 | 0 | 0 | 0 | | 1 | 0 | 0 | 0 | 0 | 0 | 0 | 0 | 0 |
| K.Reaser | 0 | 0 | 0 | 0 | 0 | 0 | 0 | 0 | 0 | 0 | 0 | | 0 | 0 | 0 | 1 | 0 | 0 | 0 | 0 | 0 |
| Total | 37 | 18 | 55 | 2 | 10 | 4 | 3 | 1 | 3 | 1 | 0 | | 5 | 0 | 0 | 1 | 0 | 0 | 0 | 0 | 0 |

Tennessee Titans vs Kansas City Chiefs
1/6/2018 at Arrowhead Stadium

Ball Possession And Drive Chart

Tennessee Titans

| # | Time Recd | Time Lost | Time Poss | How Ball Obtained | Drive Began | # Play | Yds Gain | Yds Pen | Net Yds | 1st Down | Last Scrm | How Given Up |
|----|-----------|-----------|-----------|-------------------|-------------|--------|----------|---------|---------|----------|-----------|--------------|
| 1 | 11:46 | 10:33 | 1:13 | Punt | TEN 25 | 3 | 7 | 0 | 7 | 0 | TEN 32 | Punt |
| 2 | 7:37 | 5:39 | 1:58 | Kickoff | TEN 23 | 3 | 15 | -13 | 2 | 0 | TEN 25 | Punt |
| 3 | 2:15 | 13:59 | 3:16 | Kickoff | TEN 25 | 6 | 25 | 0 | 25 | 1 | 50 | Punt |
| 4 | 10:29 | 7:37 | 2:52 | Punt | TEN 42 | 6 | 37 | 0 | 37 | 2 | KC 21 | Interception |
| 5 | 5:57 | 1:55 | 4:02 | Punt | TEN 21 | 8 | 43 | 5 | 48 | 2 | KC 31 | Field Goal |
| 6 | 0:03 | 0:00 | 0:03 | Kickoff | | 0 | 0 | 0 | 0 | 0 | | End of Half |
| 7 | 15:00 | 6:31 | 8:29 | Kickoff | TEN 9 | 15 | 100 | -9 | 91 | 7 | * KC 6 | Touchdown |
| 8 | 2:25 | 14:08 | 3:17 | Missed FG | TEN 38 | 6 | 67 | -5 | 62 | 3 | KC 35 | Touchdown |
| 9 | 11:15 | 6:06 | 5:09 | Punt | TEN 20 | 11 | 75 | 5 | 80 | 5 | KC 22 | Touchdown |
| 10 | 2:09 | 0:00 | 2:09 | Downs | TEN 44 | 7 | 28 | 11 | 39 | 3 | * KC 15 | End of Game |

(247) Average TEN 27

Kansas City Chiefs

| # | Time Recd | Time Lost | Time Poss | How Ball Obtained | Drive Began | # Play | Yds Gain | Yds Pen | Net Yds | 1st Down | Last Scrm | How Given Up |
|----|-----------|-----------|-----------|-------------------|-------------|--------|----------|---------|---------|----------|-----------|--------------|
| 1 | 15:00 | 11:46 | 3:14 | Kickoff | KC 7 | 6 | 22 | 0 | 22 | 1 | KC 29 | Punt |
| 2 | 10:33 | 7:37 | 2:56 | Punt | KC 19 | 6 | 81 | 0 | 81 | 3 | * TEN 1 | Touchdown |
| 3 | 5:39 | 2:15 | 3:24 | Punt | KC 24 | 5 | 76 | 0 | 76 | 5 | * TEN 13 | Touchdown |
| 4 | 13:59 | 10:29 | 3:30 | Punt | KC 12 | 4 | 10 | -10 | 0 | 1 | KC 12 | Punt |
| 5 | 7:37 | 5:57 | 1:40 | Interception | KC 37 | 3 | 1 | 0 | 1 | 0 | KC 38 | Punt |
| 6 | 1:55 | 0:03 | 1:52 | Kickoff | KC 21 | 9 | 74 | 5 | 79 | 6 | * TEN 14 | Touchdown |
| 7 | 6:31 | 4:34 | 1:57 | Kickoff | KC 19 | 3 | 8 | 0 | 8 | 0 | KC 27 | Punt |
| 8 | 4:34 | 2:25 | 2:09 | Muffed Punt | TEN 28 | 4 | -2 | 0 | -2 | 0 | TEN 30 | Missed FG |
| 9 | 14:08 | 11:15 | 2:53 | Kickoff | KC 25 | 5 | 21 | 0 | 21 | 1 | KC 46 | Punt |
| 10 | 6:06 | 2:09 | 3:57 | Kickoff | KC 27 | 9 | 34 | -5 | 29 | 2 | TEN 44 | Downs |

(263) Average KC 26

* inside opponent's 20

Time of Possession by Quarter

| | 1st | 2nd | 3rd | 4th | OT | Total |
|---------------------------------|------|------|-------|------|----|-------|
| Visitor Tennessee Titans | 5:26 | 7:58 | 10:54 | 8:10 | | 32:28 |
| Home Kansas City Chiefs | 9:34 | 7:02 | 4:06 | 6:50 | | 27:32 |

Kickoff Drive No.-Start Average

Titans: 3 - TEN 19

Chiefs: 5 - KC 20

Miscellaneous Statistics Report

Tennessee Titans vs Kansas City Chiefs
1/6/2018 at Arrowhead Stadium

Ten Longest Plays for Tennessee Titans

| Yards | Qtr | Play Start | Play Description |
|-------|-----|-------------|--|
| 35 | 4 | 2-10-KC 35 | (14:17) (Shotgun) D.Henry up the middle for 35 yards, TOUCHDOWN. |
| 33 | 4 | 3-10-KC 44 | (1:53) (Shotgun) D.Henry left end to KC 22 for 22 yards (R.Parker). PENALTY on KC-M.Peters, Unnecessary Roughness, 11 yards, enforced at KC 22. |
| 29 | 3 | 2-6-TEN 45 | (10:14) (Shotgun) M.Mariota pass short right to D.Henry to KC 26 for 29 yards (D.Sorensen). |
| 22 | 2 | 2-2-TEN 29 | (5:19) (Shotgun) M.Mariota pass short right to D.Walker pushed ob at KC 49 for 22 yards (R.Parker). |
| 22 | 4 | 3-8-TEN 38 | (8:56) (Shotgun) M.Mariota scrambles right end to KC 45 for 17 yards (R.Parker). PENALTY on KC-M.Peters, Defensive Holding, 5 yards, enforced at KC 45. |
| 22 | 4 | 2-10-KC 22 | (6:10) (Shotgun) M.Mariota pass deep middle to E.Decker for 22 yards, TOUCHDOWN. |
| 15 | 2 | 2-5-KC 36 | (8:34) (Shotgun) M.Mariota pass short left to R.Matthews to KC 21 for 15 yards (D.Revis). |
| 14 | 3 | 3-10-KC 49 | (:31) (Shotgun) M.Mariota pass short middle to D.Walker to KC 35 for 14 yards (E.Murray). |
| 13 | 3 | 1-10-TEN 38 | (2:25) (Shotgun) M.Mariota pass short left to C.Davis to KC 49 for 13 yards (F.Zombo). |
| 12 | 1 | 3-20-TEN 13 | (6:24) (Shotgun) M.Mariota pass short middle to D.Walker to TEN 25 for 12 yards (S.Nelson). |

Ten Longest Plays for Kansas City Chiefs

| Yards | Qtr | Play Start | Play Description |
|-------|-----|-------------|---|
| 45 | 1 | 3-3-KC 26 | (9:46) (Shotgun) A.Smith pass short right to T.Hill pushed ob at TEN 29 for 45 yards (D.Searcy). |
| 27 | 1 | 1-10-TEN 29 | (9:02) A.Smith pass deep right to T.Kelce pushed ob at TEN 2 for 27 yards (T.Smith). |
| 26 | 1 | 1-10-KC 24 | (5:39) (Shotgun) A.Smith pass short middle to T.Hill to 50 for 26 yards (A.Jackson). |
| 18 | 1 | 1-15-KC 45 | (4:36) (Shotgun) A.Smith pass short left to A.Wilson pushed ob at TEN 37 for 18 yards (E.Walden). |
| 16 | 1 | 1-10-TEN 29 | (3:02) (Shotgun) K.Hunt left end to TEN 13 for 16 yards (K.Byard). |
| 15 | 2 | 2-8-KC 40 | (:53) (Shotgun) A.Smith pass short right to D.Robinson ran ob at TEN 45 for 15 yards. |
| 15 | 2 | 1-10-TEN 29 | (:30) (Shotgun) A.Smith pass short left to D.Robinson to TEN 14 for 15 yards (L.Ryan). |
| 14 | 1 | 3-6-KC 11 | (14:10) (Shotgun) A.Smith pass short right to T.Kelce to KC 25 for 14 yards (A.Jackson). |
| 14 | 2 | 1-10-KC 12 | (13:59) T.Hill left end to KC 26 for 14 yards (K.Byard). |
| 14 | 2 | 1-10-TEN 14 | (:08) (Shotgun) A.Smith pass short left to D.Robinson for 14 yards, TOUCHDOWN. |

Touchdown Scoring Information

| | | Offense | Defense | Special Teams |
|----------------|--------------------|---------|---------|---------------|
| VISITOR | Tennessee Titans | 3 | 0 | 0 |
| HOME | Kansas City Chiefs | 3 | 0 | 0 |

Player Scoring Information

| Club | Player | TD | Rush TD | Rec TD | KO TD | Punt TD | Int TD | Fum TD | Misc TD | FG | XP | 2Pt Rush | 2Pt Rec | Sfty | Points |
|------|------------|----|---------|--------|-------|---------|--------|--------|---------|----|----|----------|---------|------|--------|
| TEN | D.Henry | 0 | 1 | 0 | 0 | 0 | 0 | 0 | 0 | 0 | 0 | 0 | 0 | 0 | 6 |
| TEN | M.Mariota | 0 | 0 | 1 | 0 | 0 | 0 | 0 | 0 | 0 | 0 | 0 | 0 | 0 | 6 |
| TEN | E.Decker | 0 | 0 | 1 | 0 | 0 | 0 | 0 | 0 | 0 | 0 | 0 | 0 | 0 | 6 |
| TEN | R.Succop | 0 | 0 | 0 | 0 | 0 | 0 | 0 | 0 | 1 | 1 | 0 | 0 | 0 | 4 |
| KC | K.Hunt | 0 | 1 | 0 | 0 | 0 | 0 | 0 | 0 | 0 | 0 | 0 | 0 | 0 | 6 |
| KC | D.Robinson | 0 | 0 | 1 | 0 | 0 | 0 | 0 | 0 | 0 | 0 | 0 | 0 | 0 | 6 |
| KC | T.Kelce | 0 | 0 | 1 | 0 | 0 | 0 | 0 | 0 | 0 | 0 | 0 | 0 | 0 | 6 |
| KC | H.Butker | 0 | 0 | 0 | 0 | 0 | 0 | 0 | 0 | 0 | 3 | 0 | 0 | 0 | 3 |

Possession Detail

| | First Half | | Second Half | | Game | |
|-----------------------------|------------|-------|-------------|------|---------|-------|
| | Visitor | Home | Visitor | Home | Visitor | Home |
| Largest Lead | 0 | 18 | 1 | 11 | 1 | 18 |
| Drives Leading | 0 | 4 | 1 | 3 | 1 | 7 |
| Time of Possession Leading | 0:00 | 10:26 | 2:09 | 6:59 | 2:09 | 17:25 |
| Largest Deficit | -18 | 0 | -11 | -1 | -18 | -1 |
| Drives Trailing | 5 | 0 | 3 | 1 | 8 | 1 |
| Time of Possession Trailing | 12:11 | 0:00 | 16:55 | 3:57 | 29:06 | 3:57 |
| Times Score Tied Up | | 0 | | 0 | | 0 |
| Lead Changes | | 1 | | 1 | | 2 |

Playtime Percentage

Percent of playtime per player on offense, defense and special teams

| Tennessee Titans | | | | | | Kansas City Chiefs | | | | | |
|------------------|----|---------|---------|---------------|-----|--------------------|---------|---------|---------------|----|-----|
| | | Offense | Defense | Special Teams | | | Offense | Defense | Special Teams | | |
| Q Spain | G | 70 100% | | 2 | 8% | A Wilson | WR | 58 100% | | 6 | 25% |
| J Conklin | T | 70 100% | | 2 | 8% | B Witzmann | G | 58 100% | | 4 | 17% |
| J Kline | G | 70 100% | | 2 | 8% | Z Fulton | G | 58 100% | | 4 | 17% |
| T Lewan | T | 70 100% | | 2 | 8% | L Duvernay-Tardif | G | 58 100% | | 4 | 17% |
| B Jones | C | 70 100% | | | | E Fisher | T | 58 100% | | 4 | 17% |
| M Mariota | QB | 70 100% | | | | M Schwartz | T | 58 100% | | 4 | 17% |
| D Henry | RB | 68 97% | | | | A Smith | QB | 58 100% | | | |
| R Matthews | WR | 60 86% | | | | T Hill | WR | 56 97% | | 4 | 17% |
| D Walker | TE | 57 81% | | | | D Robinson | WR | 45 78% | | | |
| C Davis | WR | 54 77% | | | | K Hunt | RB | 41 71% | | | |
| E Decker | WR | 54 77% | | | | D Harris | TE | 34 59% | | 15 | 62% |
| J Smith | TE | 26 37% | | 7 | 29% | T Kelce | TE | 29 50% | | | |
| L Stocker | TE | 18 26% | | 4 | 17% | C West | RB | 16 28% | | 6 | 25% |
| D Fluellen | RB | 6 9% | | 18 | 75% | M Kemp | WR | 4 7% | | 13 | 54% |
| T Taylor | WR | 6 9% | | 8 | 33% | O Charles | TE | 4 7% | | 8 | 33% |
| E Weems | WR | 1 1% | | 18 | 75% | A Sherman | FB | 3 5% | | 19 | 79% |
| A Jackson | CB | | 58 100% | 14 | 58% | R Parker | FS | | 70 100% | | |
| W Woodyard | LB | | 58 100% | 3 | 12% | M Peters | CB | | 70 100% | | |
| K Byard | FS | | 58 100% | | | S Nelson | CB | | 68 97% | 3 | 12% |
| J Cyprien | SS | | 58 100% | | | J Houston | LB | | 68 97% | | |
| T Smith | CB | | 55 95% | 22 | 92% | D Sorensen | SS | | 67 96% | 5 | 21% |
| L Ryan | CB | | 53 91% | | | A Bailey | DE | | 60 86% | 2 | 8% |
| J Casey | DT | | 52 90% | 4 | 17% | F Zombo | LB | | 53 76% | 13 | 54% |
| D Morgan | LB | | 51 88% | | | D Johnson | LB | | 50 71% | | |
| B Orakpo | LB | | 45 78% | | | R Ragland | LB | | 50 71% | | |
| A Williamson | LB | | 32 55% | 4 | 17% | D Revis | CB | | 49 70% | | |
| J Brown | LB | | 24 41% | 17 | 71% | B Logan | DT | | 45 64% | 2 | 8% |
| E Walden | LB | | 24 41% | 4 | 17% | J Jenkins | DE | | 31 44% | 1 | 4% |
| A Johnson | NT | | 23 40% | 6 | 25% | K Pierre-Louis | LB | | 21 30% | 15 | 62% |
| S Williams | NT | | 20 34% | 3 | 12% | C Jones | DE | | 20 29% | 1 | 4% |
| K Klug | DT | | 12 21% | 7 | 29% | T Hali | LB | | 18 26% | | |
| D King | DE | | 10 17% | 7 | 29% | E Murray | FS | | 17 24% | 20 | 83% |
| D Searcy | SS | | 3 5% | 16 | 67% | J Hamilton | DT | | 12 17% | | |
| K Dodd | LB | | 2 3% | 1 | 4% | K Acker | CB | | 1 1% | 12 | 50% |
| B Trawick | FS | | | 22 | 92% | T Smith | LB | | | 20 | 83% |
| D Bates | LB | | | 21 | 88% | J Chesson | WR | | | 18 | 75% |
| P Supernaw | TE | | | 15 | 62% | U Eligwe | LB | | | 15 | 62% |
| B McCain | CB | | | 11 | 46% | D Colquitt | P | | | 10 | 42% |
| R Succop | K | | | 7 | 29% | J Winchester | LS | | | 10 | 42% |
| B Brinkley | LS | | | 5 | 21% | K Reaser | CB | | | 9 | 38% |
| B Kern | P | | | 5 | 21% | H Butker | K | | | 8 | 33% |
| K Reed | CB | | | 3 | 12% | J Devey | G | | | 4 | 17% |
| D Kelly | T | | | 2 | 8% | T Kpassagnon | LB | | | 3 | 12% |
| B Schwenke | C | | | 2 | 8% | T Mitchell | CB | | | 2 | 8% |

2017 TENNESSEE TITANS POSTSEASON STATISTICS

Won 1, Lost 0

| Date | W-L | Score | OT | Opponent | Attendance |
|-------|-----|-------|----|----------------|------------|
| 01/06 | W | 22-21 | | at Kansas City | 73,319 |

| Statistic | Tenn. | Opp. |
|--------------------------|---------------|---------------|
| Total First Downs | 23 | 19 |
| Rushing | 9 | 3 |
| Passing | 12 | 14 |
| Penalty | 2 | 2 |
| 3rd Down: Made/Att | 8/13 | 4/11 |
| 3rd Down Pct. | 61.5 | 36.4 |
| 4th Down: Made/Att | 0/0 | 0/1 |
| 4th Down Pct. | 0.0 | 0.0 |
| Possession Avg. | 32:28 | 27:32 |
| Total Net Yards | 397 | 325 |
| Avg. Per Game | 397.0 | 325.0 |
| Total Plays | 64 | 53 |
| Avg. Per Play | 6.2 | 6.1 |
| Net Yards Rushing | 202 | 69 |
| Avg. Per Game | 202.0 | 69.0 |
| Total Rushes | 31 | 16 |
| Net Yards Passing | 195 | 256 |
| Avg. Per Game | 195.0 | 256.0 |
| Sacked/Yards Lost | 2/10 | 4/8 |
| Gross Yards | 205 | 264 |
| Att./Completions | 31/19 | 33/24 |
| Completion Pct. | 61.3 | 72.7 |
| Had Intercepted | 1 | 0 |
| Punts/Average | 3/43.7 | 5/50.0 |
| Net Punting Avg. | 3/41.0 | 5/42.4 |
| Penalties/Yards | 8/50 | 8/68 |
| Fumbles/Ball Lost | 2/1 | 0/0 |
| Touchdowns | 3 | 3 |
| Rushing | 1 | 1 |
| Passing | 2 | 2 |
| Returns | 0 | 0 |

| Score By Periods | Q1 | Q2 | Q3 | Q4 | OT | PTS |
|------------------|----|----|----|----|----|-----|
| Team | 0 | 3 | 7 | 12 | 0 | 22 |
| Opponents | 14 | 7 | 0 | 0 | 0 | 21 |

| Scoring | TD | Rush | Rec | Ret | K-PAT | FG | S | PTS |
|------------------|----------|----------|----------|----------|------------|------------|----------|-----------|
| Decker | 1 | 0 | 1 | 0 | | | 0 | 6 |
| Henry | 1 | 1 | 0 | 0 | | | 0 | 6 |
| Mariota | 1 | 0 | 1 | 0 | | | 0 | 6 |
| Succop | 0 | 0 | 0 | 0 | 1/1 | 1/1 | 0 | 4 |
| Team | 3 | 1 | 2 | 0 | 1/1 | 1/1 | 0 | 22 |
| Opponents | 3 | 1 | 2 | 0 | 3/3 | 0/1 | 0 | 21 |

2-Pt Conv: TM 0-2, OPP 0-0

Sacks: Orakpo 1.5, Morgan 1, Williams 1, Woodyard 0.5, TM 4, OPP 2 **FUM/Lost:** Henry 1/0, Jackson 1/1

| Rushing | No. | Yds | Avg | Long | TD |
|------------------|-----------|------------|------------|------------|----------|
| Henry | 23 | 156 | 6.8 | 35t | 1 |
| Mariota | 8 | 46 | 5.8 | 17 | 0 |
| Team | 31 | 202 | 6.5 | 35t | 1 |
| Opponents | 16 | 69 | 4.3 | 16 | 1 |

| Receiving | No. | Yds | Avg | Long | TD |
|------------------|-----------|------------|-------------|-----------|----------|
| Walker | 6 | 74 | 12.3 | 22 | 0 |
| Davis | 4 | 35 | 8.8 | 13 | 0 |
| Henry | 2 | 35 | 17.5 | 29 | 0 |
| Decker | 2 | 21 | 10.5 | 22t | 1 |
| J. Smith | 2 | 15 | 7.5 | 10 | 0 |
| Matthews | 1 | 15 | 15.0 | 15 | 0 |
| Mariota | 1 | 6 | 6.0 | 6t | 1 |
| Taylor | 1 | 4 | 4.0 | 4 | 0 |
| Team | 19 | 205 | 10.8 | 29 | 2 |
| Opponents | 24 | 264 | 11.0 | 45 | 2 |

| Interceptions | No. | Yds | Avg | Long | TD |
|---------------|-----|-----|------|------|----|
| Team | 0 | 0 | --- | --- | 0 |
| Opponents | 1 | 28 | 28.0 | 28 | 0 |

| Punting | No. | Yds | Avg | Net | TB | In | Lg | B |
|------------------|----------|------------|-------------|-------------|----------|----------|-----------|----------|
| Kern | 3 | 131 | 43.7 | 41.0 | 0 | 2 | 57 | 0 |
| Team | 3 | 131 | 43.7 | 41.0 | 0 | 2 | 57 | 0 |
| Opponents | 5 | 250 | 50.0 | 42.4 | 1 | 0 | 54 | 0 |

| Punt Returns | Ret | FC | Yds | Avg | Long | TD |
|------------------|----------|----------|-----------|------------|-----------|----------|
| Jackson | 3 | 1 | 18 | 6.0 | 13 | 0 |
| Team | 3 | 1 | 18 | 6.0 | 13 | 0 |
| Opponents | 2 | 0 | 8 | 4.0 | 8 | 0 |

| Kickoff Returns | No. | Yds | Avg | Long | TD |
|------------------|----------|-----------|-------------|-----------|----------|
| Jackson | 2 | 43 | 21.5 | 24 | 0 |
| Fluellen | 1 | 12 | 12.0 | 12 | 0 |
| Team | 3 | 55 | 18.3 | 24 | 0 |
| Opponents | 4 | 83 | 20.8 | 29 | 0 |

| Field Goals | 1-19 | 20-29 | 30-39 | 40-49 | 50+ |
|------------------|------------|------------|------------|------------|------------|
| Succop | 0/0 | 0/0 | 0/0 | 1/1 | 0/0 |
| Team | 0/0 | 0/0 | 0/0 | 1/1 | 0/0 |
| Opponents | 0/0 | 0/0 | 0/0 | 0/1 | 0/0 |

Succop: (49G)

TM: (49G)

OPP: (48N)

| Passing | Att | Cmp | Yds | Cmp% | Yds/Att | TD | TD% | Int | Int% | Long | Sack/Lost | Rating |
|------------------|-----------|-----------|------------|-------------|-------------|----------|------------|----------|------------|-----------|------------|--------------|
| Mariota | 31 | 19 | 205 | 61.3 | 6.61 | 2 | 6.5 | 1 | 3.2 | 29 | 2/10 | 88.8 |
| Team | 31 | 19 | 205 | 61.3 | 6.61 | 2 | 6.5 | 1 | 3.2 | 29 | 2/10 | 88.8 |
| Opponents | 33 | 24 | 264 | 72.7 | 8.00 | 2 | 6.1 | 0 | 0.0 | 45 | 4/8 | 116.2 |

TITANS FALL 35-14 TO PATRIOTS AS 2017 SEASON COMES TO AN END

BY JIM WYATT
TITANS ONLINE
JANUARY 14, 2018

FOXBOROUGH, Mass. – The Titans made positive steps in 2017, earning a postseason berth for the first time since 2008, and winning a playoff game for the first time in 14 years.

But here at Gillette Stadium, that was little consolation for the Titans on a night when their season came to an end.

While players found reasons to be optimistic moving forward, their current mood was draped in disappointment.

“You don’t play to come and lose in the divisional playoffs,” Titans quarterback Marcus Mariota said. “You play to go win the whole thing. ... Yeah, it is nice to get in the playoffs, but you don’t play to just get in, especially to lose the way that we did.”

After jumping out to an early lead, the Titans couldn’t keep up with the Patriots the rest of the way. The team’s offense struggled to get anything going after a nice start, and the defense couldn’t slow down the Patriots and quarterback Tom Brady.

The end result was a 35-14 season-ending loss.

Still, players saw reasons to be encouraged. The Titans posted back-to-back 9-7 seasons after going just 5-27 the previous two years.

“I’m so proud of these guys,” linebacker Brian Orakpo said. “We checked off a lot of things on our checklist. I am definitely disappointed in this game, but I am proud of how far we’ve come. We used to be the armpit of the NFL, but we’ve come a long way. I am proud

of this team and this is definitely something to build on moving forward.”

Titans coach Mike Mularkey called the season, and the challenge against the Patriots, “a really good experience.”

“They get a little taste of what it is to be in big games against really good football teams,” Mularkey said. “And you know, I have said it before, I have said it all week—you can’t make mistakes against a really good football team. They are waiting on you to do it and we accommodated them with a lot of mistakes offensively and then we couldn’t get off the field defensively. But it was a good experience, we had a lot of young guys playing in a really big game and it will go a long way for them.

“I am just very proud of them,” Mularkey continued. “Very proud, there were a lot of good things we did this year. Probably won’t hear about it, but they did. They did a lot of good things and I hate for it to come to an end. I did say that. It was a good story being written and I’m sorry that it had to end like it did.”

Mariota completed 22-of-37 passes for 254 yards and two touchdowns, but he was sacked eight times in the contest. Mularkey said after the contest that Mariota suffered a strained quad in the first quarter, but Mariota wasn’t using it as an excuse.

Running back Derrick Henry managed just 28 yards on 12 carries for the Titans.

Rookie receiver Corey Davis finished with five catches for 63 yards, and two touchdowns.

Brady, meanwhile, completed 35-of-53 passes for 337 yards and three touchdowns in the contest.

The Titans took a 7-0 lead late in the first quarter on a 15-yard touchdown pass from Mariota to Davis, who made a one-handed catch in the end zone. It capped an 11-play, 95-yard

drive that started on Tennessee’s five-yard line.

It was the first career touchdown catch for Davis, who beat Patriots cornerback Malcolm Butler on the play. Davis later scored again.

The Patriots answered back on their next possession, however, scoring on a five-yard touchdown pass from Brady to running back James White to make it 7-7 with 13:18 left in the second quarter.

The Patriots then took a 14-7 lead on a six-yard touchdown run by White, which capped off a six-play, 48-yard drive in 1:56.

Then came the really big momentum – and officiating -- switch, which enabled the Patriots to extend their lead to 21-7 late in the second quarter on a four-yard touchdown pass from Brady to receiver Chris Hogan.

Early on that drive, after the Titans had stopped the Patriots on three downs at their own 14, New England was called for a false start while lining up to punt on fourth-and-five. But officials later changed the call to a neutral zone infraction on Titans safety Brynden Trawick. The Patriots kept the ball, and put together a 16-play, 91-yard drive that ended with a touchdown.

“The side judge called (a false start), and then the back judge calls a neutral zone infraction. How is the back judge going to call that?,” Trawick said. “It is what it is, but that was a big play.”

In a pool report, referee Ron Torbert provided this explanation:

“The line judge saw a defensive lineman jump into the neutral zone, did not see the guard across from him move,” Torbert said. “The umpire saw the guard move and threw his flag for a false start, which is what we initially announced. When we got together and discussed it and pieced together that the defensive lineman across from the guard jumped in the neutral zone and caused the false start, that’s

when we changed the ruling from a false start to a neutral zone infraction.”

The Titans, who advanced to the AFC divisional round with a come-from-behind win at Kansas City last weekend, never really threatened the rest of the way.

The Patriots stretched the lead to 28-7 on a two-yard touchdown run by Brandon Bolden with 4:02 left in the clock. The Patriots added another score on a four-yard touchdown pass from Brady to tight end Rob Gronkowski with 10:22 left.

Davis scored his second touchdown on an 11-yard pass from Mariota with 1:55 left, which made it 35-14.

The Titans were scheduled to fly back to Nashville after the game.

Before walking out of the locker room, Henry yelled “The Titans will be back. We will be back.”

But it will be a different team in 2018, with plenty of new faces.

That’s life in the NFL.

“Most definitely this season was a success,” tight end Delanie Walker said. “Nobody thought we would be this far, playing in the divisional playoffs. I am pleased to be in this locker room, playing with these guys, who fought very hard.

“It is really sad it ended. We had 18 games together, a lot of hard work, and it ended this way. It is sad. But I am going to stay in touch with these guys and I know we are going to bring in some new pieces -- that is like any year. Anyone who can help this team out I am looking forward to seeing who we get.”

###

AFC Divisional Playoff Game

National Football League Game Summary

NFL Copyright © 2017 by The National Football League. All rights reserved. This summary and play-by-play is for the express purpose of assisting media in their coverage of the game; any other use of this material is prohibited without the written permission of the National Football League. Updated: 1/15/2018

Date: Saturday, 1/13/2018

Tennessee Titans at New England Patriots

Start Time: 8:15 PM EST

at Gillette Stadium, Foxborough, Ma

Game Day Weather

Game Weather: Clear and Cold
Played Outdoor on Turf: Field Turf

Temp: 24° F (-4.4° C) Humidity: 61%, Wind: NW 12 mph
Wind Chill: 13

Officials

Referee: Torbert, Ronald (62)
Line Judge: Perlman, Mark (78)
Back Judge: Paganelli, Perry (46)

Umpire: Stritesky, Bruce (102)
Field Judge: Shaw, Dale (104)
Replay Official: Lewis, Darryll (0)

Down Judge: Phillips, Jerod (6)
Side Judge: Edwards, Scott (3)

Lineups

Tennessee Titans

| Offense | | Defense | |
|---------|---------------|---------|-----------------|
| WR | 18 R.Matthews | DT | 96 S.Williams |
| TE | 82 D.Walker | DT | 99 J.Casey |
| LT | 77 T.Lewan | OLB | 91 D.Morgan |
| LG | 67 Q.Spain | ILB | 59 W.Woodyard |
| C | 60 B.Jones | ILB | 54 A.Williamson |
| RG | 64 J.Kline | OLB | 98 B.Orakpo |
| RT | 78 J.Conklin | CB | 25 A.Jackson |
| WR | 84 C.Davis | SS | 33 T.Smith |
| WR | 87 E.Decker | CB | 26 L.Ryan |
| QB | 8 M.Mariota | FS | 31 K.Byard |
| RB | 22 D.Henry | S | 37 J.Cyprien |

New England Patriots

| Offense | | Defense | |
|---------|-----------------|---------|---------------|
| WR | 14 B.Cooks | LE | 55 E.Lee |
| LT | 77 N.Solder | DT | 93 L.Guy |
| LG | 62 J.Thuney | DT | 90 M.Brown |
| C | 60 D.Andrews | RE | 98 T.Flowers |
| RG | 69 S.Mason | LB | 53 K.Van Noy |
| RT | 68 L.Waddle | LB | 52 E.Roberts |
| TE | 87 R.Gronkowski | RCB | 24 S.Gilmore |
| WR | 15 C.Hogan | LCB | 21 M.Butler |
| QB | 12 T.Brady | DB | 25 E.Rowe |
| RB | 33 D.Lewis | S | 32 D.McCourty |
| WR | 80 D.Amendola | S | 23 P.Chung |

Substitutions

K 4 R.Succop, P 6 B.Kern, WR 13 T.Taylor, WR 14 E.Weems, S 21 D.Searcy, CB 23 B.McCain, CB 24 K.Reed, RB 32 D.Fluellen, S 41 B.Trawick, LS 48 B.Brinkley, LB 50 N.Palmer, LB 53 D.Bates, LB 55 J.Brown, C/G 62 B.Schwenke, G/T 71 D.Kelly, TE 81 J.Smith, WR 83 H.Douglas, TE 88 L.Stocker, TE 89 P.Supernaw, OLB 92 K.Dodd, OLB 93 E.Walden, DL 94 A.Johnson, DL 97 K.Klug

Substitutions

QB 2 B.Hoyer, K 3 S.Gostkowski, P 6 R.Allen, WR 18 M.Slater, RB 28 J.White, DB 30 D.Harmon, DB 31 J.Jones, DB 36 B.King, DB 37 J.Richards, RB 38 B.Bolden, FB 46 J.Develin, TE 47 J.Hollister, LS 49 J.Cardona, LB 50 N.Grigsby, LB 59 M.Flowers, DL 70 A.Butler, OL 71 C.Fleming, OL 75 T.Karras, TE 83 D.Allen, DL 91 D.Wise, OLB 92 J.Harrison, NT 94 R.Jean Francois, DL 96 G.Grissom

Did Not Play

QB 16 M.Cassel

WR 13 P.Dorsett

Not Active

QB 3 B.Weeden, RB 28 K.Muhammad, RB 29 D.Murray, DB 35 C.Riley, OLB 44 J.Carraway, G/C 61 C.Levin, DE 95 D.King

Did Not Play

CB 29 J.Bademosi, RB 34 R.Burkhead, RB 35 M.Gillisle, LB 45 D.Harris, OL 74 C.Croston, WR 85 K.Britt, DL 97 A.Branch

Field Goals (made () & missed)

S.Gostkowski

53WL

| | | 1 | 2 | 3 | 4 | OT | Total |
|----------|----------------------|---|----|---|---|----|-------|
| VISITOR: | Tennessee Titans | 7 | 0 | 0 | 7 | 0 | 14 |
| HOME: | New England Patriots | 0 | 21 | 7 | 7 | 0 | 35 |

Scoring Plays

| Team | Qtr | Time | Play Description (Extra Point) (Drive Info) | Visitor | Home |
|----------|-----|-------|--|---------|------|
| Titans | 1 | 1:14 | C.Davis 15 yd. pass from M.Mariota (R.Succop kick) (11-95, 5:17) | 7 | 0 |
| Patriots | 2 | 13:18 | J.White 5 yd. pass from T.Brady (S.Gostkowski kick) (7-73, 2:56) | 7 | 7 |
| Patriots | 2 | 9:20 | J.White 6 yd. run (S.Gostkowski kick) (6-48, 1:56) | 7 | 14 |
| Patriots | 2 | 1:52 | C.Hogan 4 yd. pass from T.Brady (S.Gostkowski kick) (16-91, 5:18) | 7 | 21 |
| Patriots | 3 | 4:02 | B.Bolden 2 yd. run (S.Gostkowski kick) (9-56, 4:20) | 7 | 28 |
| Patriots | 4 | 10:22 | R.Gronkowski 4 yd. pass from T.Brady (S.Gostkowski kick) (15-90, 6:58) | 7 | 35 |
| Titans | 4 | 1:55 | C.Davis 11 yd. pass from M.Mariota (R.Succop kick) (16-80, 3:53) | 14 | 35 |

Paid Attendance: 65,878

Time: 3:25

Tennessee Titans vs New England Patriots
1/13/2018 at Gillette Stadium

Final Team Statistics

| | Visitor Titans | Home Patriots |
|---|-------------------|------------------|
| TOTAL FIRST DOWNS | 15 | 31 |
| By Rushing | 3 | 8 |
| By Passing | 11 | 20 |
| By Penalty | 1 | 3 |
| THIRD DOWN EFFICIENCY | 5-15-33% | 11-17-65% |
| FOURTH DOWN EFFICIENCY | 2-3-67% | 0-0-0% |
| TOTAL NET YARDS | 267 | 438 |
| Total Offensive Plays (inc. times thrown passing) | 61 | 80 |
| Average gain per offensive play | 4.4 | 5.5 |
| NET YARDS RUSHING | 65 | 101 |
| Total Rushing Plays | 16 | 27 |
| Average gain per rushing play | 4.1 | 3.7 |
| Tackles for a loss-number and yards | 1-5 | 1-1 |
| NET YARDS PASSING | 202 | 337 |
| Times thrown - yards lost attempting to pass | 8-52 | 0-0 |
| Gross yards passing | 254 | 337 |
| PASS ATTEMPTS-COMPLETIONS-HAD INTERCEPTED | 37-22-0 | 53-35-0 |
| Avg gain per pass play (inc.# thrown passing) | 4.5 | 6.4 |
| KICKOFFS Number-In End Zone-Touchbacks | 3-2-1 | 6-5-2 |
| PUNTS Number and Average | 7-45.1 | 4-42.3 |
| Had Blocked | 0 | 0 |
| FGs - PATs Had Blocked | 0-0 | 0-0 |
| Net Punting Average | 41.3 | 37.3 |
| TOTAL RETURN YARDAGE (Not Including Kickoffs) | 0 | 27 |
| No. and Yards Punt Returns | 1-0 | 3-27 |
| No. and Yards Kickoff Returns | 4-83 | 1-27 |
| No. and Yards Interception Returns | 0-0 | 0-0 |
| PENALTIES Number and Yards | 10-62 | 4-37 |
| FUMBLES Number and Lost | 0-0 | 0-0 |
| TOUCHDOWNS | 2 | 5 |
| Rushing | 0 | 2 |
| Passing | 2 | 3 |
| EXTRA POINTS Made-Attempts | 2-2 | 5-5 |
| Kicking Made-Attempts | 2-2 | 5-5 |
| FIELD GOALS Made-Attempts | 0-0 | 0-1 |
| RED ZONE EFFICIENCY | 2-2-100% | 5-5-100% |
| GOAL TO GO EFFICIENCY | 0-0-0% | 5-5-100% |
| SAFETIES | 0 | 0 |
| FINAL SCORE | 14 | 35 |
| TIME OF POSSESSION | 27:04 | 32:56 |

1/13/2018 at Gillette Stadium

Tennessee Titans

| PASSING | ATT | CMP | YDS | SK/YD | TD | LG | IN | RT |
|-----------|-----|-----|-----|-------|----|----|----|------|
| M.Mariota | 37 | 22 | 254 | 8/52 | 2 | 36 | 0 | 98.3 |
| Total | 37 | 22 | 254 | 8/52 | 2 | 36 | 0 | 98.3 |

| INTERCEPTIONS | NO | YDS | AVG | LG | TD |
|---------------|----|-----|-----|----|----|
| Total | 0 | 0 | 0 | 0 | 0 |

| PUNT RETURNS | NO | YDS | AVG | FC | LG | TD |
|--------------|----|-----|-----|----|----|----|
| A.Jackson | 1 | 0 | 0.0 | 1 | 0 | 0 |
| [DOWNED] | 1 | 0 | 0.0 | 0 | 0 | 0 |
| [TOUCHBACK] | 1 | 0 | 0.0 | 0 | 0 | 0 |
| Total | 1 | 0 | 0.0 | 1 | 0 | 0 |

New England Patriots

| PASSING | ATT | CMP | YDS | SK/YD | TD | LG | IN | RT |
|---------|-----|-----|-----|-------|----|----|----|-------|
| T.Brady | 53 | 35 | 337 | 0/0 | 3 | 31 | 0 | 102.5 |
| Total | 53 | 35 | 337 | 0/0 | 3 | 31 | 0 | 102.5 |

| INTERCEPTIONS | NO | YDS | AVG | LG | TD |
|---------------|----|-----|-----|----|----|
| Total | 0 | 0 | 0 | 0 | 0 |

| PUNT RETURNS | NO | YDS | AVG | FC | LG | TD |
|--------------|----|-----|-----|----|----|----|
| D.Amendola | 3 | 27 | 9.0 | 4 | 12 | 0 |
| Total | 3 | 27 | 9.0 | 4 | 12 | 0 |

Tennessee Titans

New England Patriots

[illegible]

Play By Play

First Quarter

1/13/2018

NE wins toss, elects to Receive, and TEN elects to defend the North goal.

R.Succop kicks 65 yards from TEN 35 to end zone, Touchback. Patriots 9th consecutive postseason, ties NFL record (Dallas & Indianapolis). Bill Belichick 37th career postseason game, most by head coach in NFL history (Landry & Shula, 36).

New England Patriots at 15:00

| | | |
|-------------------|--|----|
| 1-10-NE 25 | (15:00) (Shotgun) T.Brady pass short left to D.Amendola pushed ob at NE 31 for 6 yards (L.Ryan). NE 12-Brady 35th career postseason game, extends his NFL record. NE 12-Brady 35th career postseason QB start, extends his NFL record. NE 12-Brady 14th career Divisional Playoff Game, new NFL record (Rice, 13). | |
| 2-4-NE 31 | (14:28) D.Lewis right guard to NE 34 for 3 yards (J.Casey). | |
| 3-1-NE 34 | (13:53) (Shotgun) T.Brady pass short right to R.Gronkowski to NE 48 for 14 yards (K.Byard). | P1 |
| <u>1-10-NE 48</u> | (13:15) D.Lewis left guard to TEN 48 for 4 yards (B.Orakpo, W.Woodyard). | |
| 2-6-TEN 48 | (12:53) (No Huddle, Shotgun) T.Brady pass incomplete short left to C.Hogan. | |
| 3-6-TEN 48 | (12:47) (Shotgun) T.Brady pass incomplete short right to B.Cooks. | |
| 4-6-TEN 48 | (12:43) R.Allen punts 40 yards to TEN 8, Center-J.Cardona, fair catch by A.Jackson. | |

Tennessee Titans at 12:37

| | | |
|--------------------|---|----|
| 1-10-TEN 8 | (12:37) D.Henry left guard to TEN 11 for 3 yards (E.Roberts, M.Brown). | |
| 2-7-TEN 11 | (12:00) M.Mariota pass short left to C.Davis pushed ob at TEN 22 for 11 yards (M.Butler). | P1 |
| <u>1-10-TEN 22</u> | (11:29) D.Kelly reported in as eligible. D.Henry left tackle to TEN 25 for 3 yards (T.Flowers). | |
| 2-7-TEN 25 | (10:49) D.Henry right tackle to TEN 25 for no gain (J.Harrison). | |
| | Timeout #1 by TEN at 10:03. | |
| 3-7-TEN 25 | (10:03) (Shotgun) M.Mariota sacked at TEN 21 for -4 yards (D.Wise). | |
| 4-11-TEN 21 | (9:24) B.Kern punts 57 yards to NE 22, Center-B.Brinkley. D.Amendola to NE 34 for 12 yards (T.Smith, B.Brinkley). | |

New England Patriots at 9:12

| | | |
|--------------------|---|----|
| 1-10-NE 34 | (9:12) D.Lewis right guard to NE 33 for -1 yards (J.Cyprien, L.Ryan). | |
| 2-11-NE 33 | (8:34) D.Lewis right tackle to NE 36 for 3 yards (A.Williamson). | |
| 3-8-NE 36 | (8:00) (Shotgun) T.Brady pass short left to D.Amendola to TEN 49 for 15 yards (L.Ryan). | P2 |
| <u>1-10-TEN 49</u> | (7:22) D.Lewis left guard to TEN 46 for 3 yards (K.Byard, A.Williamson). | |
| 2-7-TEN 46 | (6:50) T.Brady pass incomplete short right to B.Cooks. | |
| 3-7-TEN 46 | (6:44) (Shotgun) T.Brady pass incomplete short left to R.Gronkowski. | |
| 4-7-TEN 46 | (6:41) R.Allen punts 36 yards to TEN 10, Center-J.Cardona. A.Jackson to TEN 13 for 3 yards (J.Jones). | |
| | PENALTY on TEN-D.Bates, Offensive Holding, 5 yards, enforced at TEN 10. | |

Tennessee Titans at 6:31

| | | |
|--------------------|---|----|
| 1-10-TEN 5 | (6:31) (Shotgun) M.Mariota pass deep right to D.Walker to TEN 41 for 36 yards (D.McCourty, P.Chung). | P2 |
| <u>1-10-TEN 41</u> | (5:51) (Shotgun) D.Henry left guard to TEN 44 for 3 yards (E.Lee). | |
| 2-7-TEN 44 | (5:08) M.Mariota pass incomplete short right to C.Davis (S.Gilmore) [T.Flowers]. | |
| 3-7-TEN 44 | (5:03) (Shotgun) M.Mariota scrambles right guard to NE 45 for 11 yards (K.Van Noy, D.McCourty). | R3 |
| <u>1-10-NE 45</u> | (4:21) (Shotgun) D.Henry left end to NE 42 for 3 yards (D.McCourty). | |
| 2-7-NE 42 | (3:42) D.Henry up the middle to NE 38 for 4 yards (L.Guy, M.Brown). TEN-J.Conklin was injured during the play. He is Out. | |
| 3-3-NE 38 | (3:14) (Shotgun) M.Mariota pass short middle to R.Matthews to NE 30 for 8 yards (E.Rowe) [T.Flowers]. | P4 |
| <u>1-10-NE 30</u> | (2:38) (Shotgun) M.Mariota pass incomplete deep right to E.Decker. | |
| 2-10-NE 30 | (2:30) (Shotgun) M.Mariota right end ran ob at NE 19 for 11 yards. | R5 |
| <u>1-10-NE 19</u> | (2:00) D.Henry right guard to NE 15 for 4 yards (L.Guy). | |
| 2-6-NE 15 | (1:20) (Shotgun) M.Mariota pass short left to C.Davis for 15 yards, TOUCHDOWN. | P6 |
| | R.Succop extra point is GOOD, Center-B.Brinkley, Holder-B.Kern. | |

| |
|---|
| TEN 7 NE 0, 11 plays, 95 yards, 5:17 drive, 13:46 elapsed |
|---|

R.Succop kicks 65 yards from TEN 35 to NE 0. D.Lewis to NE 27 for 27 yards (D.Searcy, P.Supernaw).

New England Patriots at 1:14, (1st play from scrimmage 1:07)

| | | |
|-------------------|---|----|
| 1-10-NE 27 | (1:07) T.Brady pass short left to B.Cooks to NE 39 for 12 yards (L.Ryan). | P3 |
| <u>1-10-NE 39</u> | (:30) T.Brady pass short middle to D.Lewis to NE 44 for 5 yards (W.Woodyard) [J.Casey]. | |
| 2-5-NE 44 | (:01) D.Lewis left end pushed ob at 50 for 6 yards (E.Walden). | R4 |

END OF QUARTER

| | Score | Time Poss | First Downs | | | | Efficiencies | |
|----------------------|-------|-----------|-------------|---|---|---|--------------|--------|
| | | | R | P | X | T | 3 Down | 4 Down |
| Tennessee Titans | 7 | 8:42 | 2 | 4 | 0 | 6 | 2/3 | 0/0 |
| New England Patriots | 0 | 6:18 | 1 | 3 | 0 | 4 | 2/4 | 0/0 |

Play By Play

Second Quarter

1/13/2018

New England Patriots continued.

| | | |
|--------------------|--|----|
| <u>1-10-50</u> | (15:00) T.Brady pass short right to D.Lewis for 50 yards, TOUCHDOWN. The Replay Official reviewed the runner was not down by contact ruling, and the play was REVERSED. T.Brady pass short right to D.Lewis to TEN 19 for 31 yards (W.Woodyard). | P5 |
| <u>1-10-TEN 19</u> | (14:36) T.Brady pass short middle to D.Lewis to TEN 5 for 14 yards (E.Walden, A.Williamson). | P6 |
| <u>1-5-TEN 5</u> | (13:57) J.White up the middle to TEN 5 for no gain (K.Byard, A.Williamson). | |
| 2-5-TEN 5 | (13:24) (Shotgun) T.Brady pass short middle to J.White for 5 yards, TOUCHDOWN. shovel pass S.Gostkowski extra point is GOOD, Center-J.Cardona, Holder-R.Allen. NE 3-Gostkowski 23rd consecutive postseason game with a point, 3rd all-time (Akers 24 & Vinatieri 30). | P7 |

TEN 7 NE 7, 7 plays, 73 yards, 2:56 drive, 1:42 elapsed

S.Gostkowski kicks 68 yards from NE 35 to TEN -3. A.Jackson to TEN 21 for 24 yards (B.King).

Tennessee Titans at 13:18, (1st play from scrimmage 13:13)

| | | |
|-------------|---|--|
| 1-10-TEN 21 | (13:13) D.Henry left guard to TEN 23 for 2 yards (E.Roberts). | |
| 2-8-TEN 23 | (12:37) D.Henry right guard to TEN 27 for 4 yards (T.Flowers). | |
| 3-4-TEN 27 | (11:54) (Shotgun) M.Mariota pass short left to E.Decker pushed ob at TEN 40 for 13 yards (M.Butler). PENALTY on TEN-E.Decker, Offensive Pass Interference, 10 yards, enforced at TEN 27 - No Play. | |
| 3-14-TEN 17 | (11:29) (Shotgun) M.Mariota pass incomplete short right to C.Davis (S.Gilmore). | |
| 4-14-TEN 17 | (11:23) B.Kern punts 36 yards to NE 47, Center-B.Brinkley. D.Amendola to TEN 48 for 5 yards (P.Supernaw). | |

New England Patriots at 11:16

| | | |
|--------------------|--|-----|
| 1-10-TEN 48 | (11:16) T.Brady pass short left to B.Cooks pushed ob at TEN 35 for 13 yards (L.Ryan). | P8 |
| <u>1-10-TEN 35</u> | (11:01) (No Huddle) T.Brady pass short right to D.Lewis to TEN 27 for 8 yards (T.Smith, L.Ryan). | |
| 2-2-TEN 27 | (10:36) (No Huddle) D.Lewis left tackle to TEN 18 for 9 yards (W.Woodyard). | R9 |
| <u>1-10-TEN 18</u> | (10:14) (No Huddle) D.Lewis left end to TEN 13 for 5 yards (K.Byard). | |
| 2-5-TEN 13 | (9:41) (Shotgun) T.Brady pass short left to J.White pushed ob at TEN 6 for 7 yards (K.Byard). | P10 |
| <u>1-6-TEN 6</u> | (9:27) (No Huddle) J.White left end for 6 yards, TOUCHDOWN. The Replay Official reviewed the runner was not down by contact ruling, and the play was Upheld. The ruling on the field stands. S.Gostkowski extra point is GOOD, Center-J.Cardona, Holder-R.Allen. | R11 |

TEN 7 NE 14, 6 plays, 48 yards, 1:56 drive, 5:40 elapsed

S.Gostkowski kicks 68 yards from NE 35 to TEN -3. A.Jackson to TEN 22 for 25 yards (P.Chung).

Tennessee Titans at 9:20, (1st play from scrimmage 9:11)

| | | |
|--------------------|--|----|
| 1-10-TEN 22 | (9:11) (Shotgun) M.Mariota pass short right to E.Decker to TEN 44 for 22 yards (J.Harrison). | P7 |
| <u>1-10-TEN 44</u> | (8:44) (No Huddle, Shotgun) M.Mariota pass incomplete deep left to R.Matthews. | |
| 2-10-TEN 44 | (8:38) (No Huddle, Shotgun) D.Henry right guard to TEN 47 for 3 yards (J.Harrison). | |
| 3-7-TEN 47 | (7:56) (Shotgun) M.Mariota pass short left to T.Taylor to NE 48 for 5 yards (E.Rowe). | |
| 4-2-NE 48 | (7:17) B.Kern punts 31 yards to NE 17, Center-B.Brinkley, fair catch by D.Amendola. PENALTY on NE-L.Guy, Offensive Holding, 8 yards, enforced at NE 17. | |

New England Patriots at 7:10

| | | |
|--------------------|--|-----|
| 1-10-NE 9 | (7:10) T.Brady pass short left to D.Amendola pushed ob at NE 14 for 5 yards (L.Ryan). | |
| 2-5-NE 14 | (6:41) T.Brady pass incomplete short middle to C.Hogan. | |
| 3-5-NE 14 | (6:35) (Shotgun) T.Brady pass incomplete short middle to J.White. | |
| 4-5-NE 14 | (6:32) (Punt formation) PENALTY on TEN-B.Trawick, Neutral Zone Infraction, 5 yards, enforced at NE 14 - No Play. | X12 |
| <u>1-10-NE 19</u> | (6:32) D.Lewis left end to NE 24 for 5 yards (K.Byard). | |
| 2-5-NE 24 | (5:50) (Shotgun) T.Brady pass incomplete short middle to R.Gronkowski. PENALTY on TEN-J.Cyprien, Illegal Contact, 5 yards, enforced at NE 24 - No Play. | X13 |
| <u>1-10-NE 29</u> | (5:46) (Shotgun) T.Brady pass incomplete deep left to B.Cooks. | |
| 2-10-NE 29 | (5:40) (Shotgun) T.Brady pass short middle to D.Lewis to NE 37 for 8 yards (A.Williamson, W.Woodyard). | |
| 3-2-NE 37 | (5:05) (Shotgun) T.Brady pass short middle to D.Amendola to NE 49 for 12 yards (J.Cyprien). | P14 |
| <u>1-10-NE 49</u> | (4:41) (No Huddle, Shotgun) T.Brady pass short left to D.Amendola to TEN 45 for 6 yards (L.Ryan). | |
| 2-4-TEN 45 | (4:22) (No Huddle, Shotgun) T.Brady pass incomplete short left to B.Cooks. | |
| 3-4-TEN 45 | (4:18) (Shotgun) T.Brady pass short left to R.Gronkowski to TEN 38 for 7 yards (K.Byard). | P15 |
| <u>1-10-TEN 38</u> | (3:50) (No Huddle) J.White left end to TEN 33 for 5 yards (W.Woodyard, A.Jackson). | |
| 2-5-TEN 33 | (3:07) (Shotgun) T.Brady pass short middle to R.Gronkowski to TEN 20 for 13 yards (J.Cyprien, K.Byard). | P16 |
| <u>1-10-TEN 20</u> | (2:41) (No Huddle, Shotgun) T.Brady pass short middle to D.Amendola to TEN 13 for 7 yards (W.Woodyard). | |

Tennessee Titans vs New England Patriots at Gillette Stadium

PENALTY on TEN-E.Walden, Unnecessary Roughness, 7 yards, enforced at TEN 13. X17

1-6-TEN 6 (2:18) D.Lewis left tackle to TEN 4 for 2 yards (S.Williams).

Two-Minute Warning

2-4-TEN 4 (2:00) (Shotgun) T.Brady pass incomplete short middle to B.Cooks [B.Orakpo].

3-4-TEN 4 (1:56) (Shotgun) T.Brady pass short left to C.Hogan for 4 yards, TOUCHDOWN. NE 12-Brady 21st career postseason game with 2 pass TD, extends his NFL record (Favre, 15). NE 12-Brady 553rd career TD pass (including postseason), passes Favre for 2nd-most all-time (P. Manning 579). P18
S.Gostkowski extra point is GOOD, Center-J.Cardona, Holder-R.Allen.

TEN 7 NE 21, 16 plays, 91 yards, 3 penalties, 5:18 drive, 13:08 elapsed

S.Gostkowski kicks 65 yards from NE 35 to end zone, Touchback.

Tennessee Titans at 1:52

1-10-TEN 25 (1:52) (Shotgun) M.Mariota pass short right to E.Decker ran ob at TEN 37 for 12 yards. P8

1-10-TEN 37 (1:48) (Shotgun) M.Mariota pass short left to D.Walker to TEN 41 for 4 yards (P.Chung). TEN-D.Walker was injured during the play.

2-6-TEN 41 (1:23) (No Huddle, Shotgun) PENALTY on TEN-J.Smith, False Start, 5 yards, enforced at TEN 41 - No Play. 10-second runoff

2-11-TEN 36 (1:02) (Shotgun) M.Mariota pass short right to J.Smith to TEN 40 for 4 yards (E.Rowe).

Timeout #2 by TEN at 00:50.

3-7-TEN 40 (:50) (Shotgun) M.Mariota pass incomplete deep middle to E.Decker.

PENALTY on NE-E.Rowe, Illegal Contact, 5 yards, enforced at TEN 40 - No Play. X9

1-10-TEN 45 (:46) (Shotgun) M.Mariota pass incomplete deep left to T.Taylor.

2-10-TEN 45 (:41) (Shotgun) M.Mariota pass incomplete short left to T.Taylor.

3-10-TEN 45 (:33) (Shotgun) M.Mariota scrambles left end pushed ob at NE 46 for 9 yards (D.McCourty).

Timeout #3 by TEN at 00:25.

4-1-NE 46 (:25) D.Henry left end to TEN 49 for -5 yards (M.Butler, S.Gilmore).

New England Patriots at 0:17

1-10-TEN 49 (:17) (Shotgun) T.Brady pass short left to J.White to TEN 46 for 3 yards (W.Woodyard; J.Cyprien).

Timeout #1 by NE at 00:11.

2-7-TEN 46 (:11) (Shotgun) T.Brady pass incomplete short right to J.White [K.Klug].

3-7-TEN 46 (:06) (Shotgun) T.Brady pass short left to D.Amendola to TEN 35 for 11 yards (L.Ryan). P19

Timeout #2 by NE at 00:01.

1-10-TEN 35 (:01) S.Gostkowski 53 yard field goal is No Good, Wide Left, Center-J.Cardona, Holder-R.Allen.

END OF QUARTER

| | Score | Time Poss | First Downs | | | | Efficiencies | |
|----------------------|-------|-----------|-------------|----|---|----|--------------|--------|
| | | | R | P | X | T | 3 Down | 4 Down |
| Tennessee Titans | 7 | 5:47 | 0 | 2 | 1 | 3 | 0/3 | 0/1 |
| New England Patriots | 21 | 9:13 | 2 | 10 | 3 | 15 | 4/5 | 0/0 |

Tennessee Titans vs New England Patriots
1/13/2018 at Gillette Stadium

First Half Summary

| PERIOD SCORES | | | TIME OF POSSESSION | | |
|---------------|---|---------|--------------------|-------|--|
| Titans | 7 | 0 = 7 | Titans | 14:29 | |
| Patriots | 0 | 21 = 21 | Patriots | 15:31 | |

| Scoring Plays | | | | | |
|---------------|-----|-------|---|---------|------|
| Team | Qtr | Time | Play Description (Extra Point) (Drive Info) | Visitor | Home |
| Titans | 1 | 1:14 | C.Davis 15 yd. pass from M.Mariota (R.Succop kick) (11-95, 5:17) | 7 | 0 |
| Patriots | 2 | 13:18 | J.White 5 yd. pass from T.Brady (S.Gostkowski kick) (7-73, 2:56) | 7 | 7 |
| Patriots | 2 | 9:20 | J.White 6 yd. run (S.Gostkowski kick) (6-48, 1:56) | 7 | 14 |
| Patriots | 2 | 1:52 | C.Hogan 4 yd. pass from T.Brady (S.Gostkowski kick) (16-91, 5:18) | 7 | 21 |

| | Tennessee Titans | New England Patriots |
|--|------------------|----------------------|
| TOTAL FIRST DOWNS | 9 | 19 |
| First Downs Rushing-Passing-by Penalty | 2 - 6 - 1 | 3 - 13 - 3 |
| THIRD DOWN EFFICIENCY | 2-6-33% | 6-9-67% |
| TOTAL NET YARDS | 168 | 256 |
| Total Offensive Plays | 30 | 44 |
| NET YARDS RUSHING | 55 | 50 |
| NET YARDS PASSING | 113 | 206 |
| Gross Yards Passing | 117 | 206 |
| Times thrown-yards lost attempting to pass | 1-4 | 0-0 |
| Pass Attempts-Completions-Had Intercepted | 15 - 9 - 0 | 31 - 21 - 0 |
| Punts-Number and Average | 3 - 41.3 | 2 - 38 |
| Penalties-Number and Yards | 6 - 37 | 2 - 13 |
| Fumbles-Number and Lost | 0 - 0 | 0 - 0 |
| Red Zone Efficiency | 1-1-100% | 3-3-100% |
| Average Drive Start | TEN 16 | NE 33 |

| Tennessee Titans | | | | | | | | | | New England Patriots | | | | | | | | | | | | | | | |
|------------------|--|--|--|--|-----|-----|------|-------|----|----------------------|----------------|-------|---------|--|-----|-----|-----|-----|------|-----|-------|----|----|----|-------|
| RUSHING | | | | | ATT | YDS | AVG | LG | TD | RUSHING | | | | | ATT | YDS | AVG | LG | TD | | | | | | |
| M.Mariota | | | | | 3 | 31 | 10.3 | 11 | 0 | D.Lewis | | | | | 10 | 39 | 3.9 | 9 | 0 | | | | | | |
| D.Henry | | | | | 11 | 24 | 2.2 | 4 | 0 | J.White | | | | | 3 | 11 | 3.7 | 6 | 1 | | | | | | |
| Total | | | | | 14 | 55 | 3.9 | 11 | 0 | Total | | | | | 13 | 50 | 3.8 | 9 | 1 | | | | | | |
| PASSING | | | | | ATT | CMP | YDS | SK/YD | TD | LG | IN | RT | PASSING | | | | | ATT | CMP | YDS | SK/YD | TD | LG | IN | RT |
| M.Mariota | | | | | 15 | 9 | 117 | 1/4 | 1 | 36 | 0 | 106.8 | T.Brady | | | | | 31 | 21 | 206 | 0/0 | 2 | 31 | 0 | 107.7 |
| Total | | | | | 15 | 9 | 117 | 1/4 | 1 | 36 | 0 | 106.8 | Total | | | | | 31 | 21 | 206 | 0/0 | 2 | 31 | 0 | 107.7 |
| PASS RECEIVING | | | | | TAR | REC | YDS | AVG | LG | TD | PASS RECEIVING | | | | | TAR | REC | YDS | AVG | LG | TD | | | | |
| D.Walker | | | | | 2 | 2 | 40 | 20.0 | 36 | 0 | D.Amendola | | | | | 7 | 7 | 62 | 8.9 | 15 | 0 | | | | |
| E.Decker | | | | | 3 | 2 | 34 | 17.0 | 22 | 0 | D.Lewis | | | | | 5 | 5 | 66 | 13.2 | 31 | 0 | | | | |
| C.Davis | | | | | 4 | 2 | 26 | 13.0 | 15 | 1 | R.Gronkowski | | | | | 4 | 3 | 34 | 11.3 | 14 | 0 | | | | |
| R.Matthews | | | | | 2 | 1 | 8 | 8.0 | 8 | 0 | J.White | | | | | 5 | 3 | 15 | 5.0 | 7 | 1 | | | | |
| T.Taylor | | | | | 3 | 1 | 5 | 5.0 | 5 | 0 | B.Cooks | | | | | 7 | 2 | 25 | 12.5 | 13 | 0 | | | | |
| J.Smith | | | | | 1 | 1 | 4 | 4.0 | 4 | 0 | C.Hogan | | | | | 3 | 1 | 4 | 4.0 | 4 | 1 | | | | |
| Total | | | | | 15 | 9 | 117 | 13.0 | 36 | 1 | Total | | | | | 31 | 21 | 206 | 9.8 | 31 | 2 | | | | |

| Tennessee Titans | Regular Defensive Plays | | | | | | | | | | | | Special Teams | | | | | Misc | | | |
|------------------|-------------------------|-----|------|----|-------|-----|---|----|----|----|----|-----|---------------|----|----|----|-----|------|----|----|--|
| | TKL | AST | COMB | SK | / YDS | TFL | Q | IN | PD | FF | FR | TKL | AST | FF | FR | BL | TKL | AST | FF | FR | |
| L.Ryan | 7 | 2 | 9 | 0 | 0 | 0 | 0 | 0 | 0 | 0 | 0 | 0 | 0 | 0 | 0 | 0 | 0 | 0 | 0 | 0 | |
| K.Byard | 7 | 1 | 8 | 0 | 0 | 0 | 0 | 0 | 0 | 0 | 0 | 0 | 0 | 0 | 0 | 0 | 0 | 0 | 0 | 0 | |
| W.Woodyard | 5 | 3 | 8 | 0 | 0 | 0 | 0 | 0 | 0 | 0 | 0 | 0 | 0 | 0 | 0 | 0 | 0 | 0 | 0 | 0 | |
| A.Williamson | 2 | 3 | 5 | 0 | 0 | 0 | 0 | 0 | 0 | 0 | 0 | 0 | 0 | 0 | 0 | 0 | 0 | 0 | 0 | 0 | |
| Total | 21 | 9 | 30 | 0 | 0 | 0 | 0 | 0 | 0 | 0 | 0 | 0 | 0 | 0 | 0 | 0 | 0 | 0 | 0 | 0 | |

1/13/2018 at Gillette Stadium[illegible]

Play By Play

Third Quarter

1/13/2018

TEN elects to Receive, and NE elects to defend the South goal.

S.Gostkowski kicks 53 yards from NE 35 to TEN 12. A.Jackson ran ob at TEN 25 for 13 yards.

Tennessee Titans at 15:00, (1st play from scrimmage 14:56)

- 1-10-TEN 25 (14:56) (Shotgun) M.Mariota pass short right to R.Matthews pushed ob at TEN 32 for 7 yards (K.Van Noy).
- 2-3-TEN 32 (14:25) D.Henry left end ran ob at TEN 36 for 4 yards.
PENALTY on TEN-J.Smith, Offensive Holding, 10 yards, enforced at TEN 32 - No Play.
- 2-13-TEN 22 (13:58) (Shotgun) M.Mariota pass short left to E.Decker pushed ob at TEN 28 for 6 yards (M.Butler).
- 3-7-TEN 28 (13:24) (Shotgun) M.Mariota sacked at TEN 23 for -5 yards (A.Butler).
- 4-12-TEN 23 (12:41) B.Kern punts 62 yards to NE 15, Center-B.Brinkley. D.Amendola to NE 25 for 10 yards (D.Bates).

New England Patriots at 12:30

- 1-10-NE 25 (12:30) T.Brady pass short left to D.Lewis to NE 34 for 9 yards (A.Williamson) [B.Orakpo].
- 2-1-NE 34 (11:56) (No Huddle) D.Lewis right guard to NE 44 for 10 yards (L.Ryan). R20
- 1-10-NE 44 (11:31) (No Huddle) T.Brady pass incomplete short left to D.Amendola.
- 2-10-NE 44 (11:29) T.Brady pass short middle to D.Lewis to NE 41 for -3 yards (A.Johnson, W.Woodyard). NE-L.Waddle was injured during the play.
- 3-13-NE 41 (10:54) (Shotgun) T.Brady pass incomplete short right to J.White.
- 4-13-NE 41 (10:46) R.Allen punts 36 yards to TEN 23, Center-J.Cardona, downed by NE-M.Flowers.

Tennessee Titans at 10:36

- 1-10-TEN 23 (10:36) PENALTY on TEN-E.Decker, False Start, 5 yards, enforced at TEN 23 - No Play.
- 1-15-TEN 18 (10:36) M.Mariota sacked at TEN 10 for -8 yards (R.Jean Francois).
- 2-23-TEN 10 (9:58) (Shotgun) M.Mariota sacked at TEN 2 for -8 yards (M.Flowers).
- 3-31-TEN 2 (9:13) (Shotgun) M.Mariota pass short middle to D.Henry to TEN 16 for 14 yards (M.Flowers, P.Chung).
- 4-17-TEN 16 (8:34) B.Kern punts 40 yards to NE 44, Center-B.Brinkley, fair catch by D.Amendola.

New England Patriots at 8:22

- 1-10-NE 44 (8:22) T.Brady pass deep left to R.Gronkowski to TEN 29 for 27 yards (J.Cyprien). NE 87-Gronkowski 815 career postseason rec yds, passes P21
- 1-10-TEN 29 (7:42) T.Brady pass incomplete short middle to D.Lewis.
- 2-10-TEN 29 (7:37) (Shotgun) T.Brady pass short middle to B.Cooks to TEN 22 for 7 yards (A.Jackson).
- 3-3-TEN 22 (7:01) (Shotgun) T.Brady pass short middle to D.Amendola to TEN 15 for 7 yards (K.Byard). P22
- 1-10-TEN 15 (6:18) D.Lewis left tackle to TEN 12 for 3 yards (S.Williams, J.Casey).
Timeout #1 by NE at 05:34.
- 2-7-TEN 12 (5:34) (Shotgun) T.Brady pass short left to D.Amendola to TEN 6 for 6 yards (L.Ryan, A.Williamson).
- 3-1-TEN 6 (4:53) B.Bolden left end to TEN 2 for 4 yards (W.Woodyard, A.Williamson). R23
- 1-2-TEN 2 (4:12) (Shotgun) T.Brady pass incomplete short right to D.Amendola.
- 2-2-TEN 2 (4:04) B.Bolden up the middle for 2 yards, TOUCHDOWN. R24
- S.Gostkowski extra point is GOOD, Center-J.Cardona, Holder-R.Allen.

TEN 7 NE 28, 9 plays, 56 yards, 4:20 drive, 10:58 elapsed

S.Gostkowski kicks 65 yards from NE 35 to TEN 0. A.Jackson to TEN 21 for 21 yards (M.Slater). TEN-J.Smith was injured during the play. He is Out.

PENALTY on NE-B.King, Unnecessary Roughness, 15 yards, enforced at TEN 21.

Tennessee Titans at 4:02, (1st play from scrimmage 3:55)

- 1-10-TEN 36 (3:55) (Shotgun) PENALTY on TEN-T.Taylor, False Start, 5 yards, enforced at TEN 36 - No Play.
- 1-15-TEN 31 (3:55) (Shotgun) M.Mariota sacked at TEN 24 for -7 yards (T.Flowers).
- 2-22-TEN 24 (3:15) (Shotgun) M.Mariota pass incomplete short right to R.Matthews.
- 3-22-TEN 24 (3:08) (Shotgun) M.Mariota pass short left to D.Henry to TEN 30 for 6 yards (P.Chung).
- 4-16-TEN 30 (2:27) B.Kern punts 51 yards to NE 19, Center-B.Brinkley, fair catch by D.Amendola.
PENALTY on NE-N.Grigsby, Offensive Holding, 9 yards, enforced at NE 19.

New England Patriots at 2:20

- 1-10-NE 10 (2:20) (Shotgun) T.Brady pass incomplete short right to R.Gronkowski (A.Johnson).
- 2-10-NE 10 (2:17) D.Lewis up the middle to NE 15 for 5 yards (A.Williamson).
- 3-5-NE 15 (1:38) (Shotgun) T.Brady pass short middle to J.White to NE 29 for 14 yards (J.Brown). P25
- 1-10-NE 29 (1:00) D.Lewis left guard to NE 31 for 2 yards (S.Williams).
- 2-8-NE 31 (:20) T.Brady pass deep middle to D.Amendola to TEN 44 for 25 yards (A.Jackson). P26

Tennessee Titans vs New England Patriots at Gillette Stadium

Penalty on TEN-K.Byard, Illegal Contact, declined. NE 80-Amendola 1st career postseason 100-yard game.

| END OF QUARTER | Time | | First Downs | | | | Efficiencies | |
|----------------------|-------|------|-------------|---|---|---|--------------|--------|
| | Score | Poss | R | P | X | T | 3 Down | 4 Down |
| Tennessee Titans | 7 | 6:26 | 0 | 0 | 0 | 0 | 0/3 | 0/0 |
| New England Patriots | 28 | 8:34 | 3 | 4 | 0 | 7 | 3/4 | 0/0 |

Play By Play

Fourth Quarter

1/13/2018

New England Patriots continued.

| | | |
|--------------------|--|-----|
| <u>1-10-TEN 44</u> | (15:00) T.Brady pass incomplete deep left to R.Gronkowski (A.Williamson). | |
| 2-10-TEN 44 | (14:54) (Shotgun) T.Brady pass short left to R.Gronkowski to TEN 28 for 16 yards (K.Byard). NE 12-Brady 13th career 300-yard postseason game, extends NFL record (Peyton Manning 9). | P27 |
| <u>1-10-TEN 28</u> | (14:23) (No Huddle) J.White left tackle to TEN 28 for no gain (T.Smith). | |
| 2-10-TEN 28 | (13:49) T.Brady pass incomplete short middle to C.Hogan (J.Brown). | |
| 3-10-TEN 28 | (13:45) (Shotgun) T.Brady pass short left to D.Amendola to TEN 16 for 12 yards (L.Ryan). | P28 |
| <u>1-10-TEN 16</u> | (13:06) D.Lewis right tackle to TEN 13 for 3 yards (J.Casey). | |
| 2-7-TEN 13 | (12:24) (Shotgun) T.Brady pass short right to D.Lewis ran ob at TEN 7 for 6 yards (D.Morgan). | |
| 3-1-TEN 7 | (12:00) T.Brady up the middle to TEN 5 for 2 yards (A.Johnson). | R29 |
| <u>1-5-TEN 5</u> | (11:02) (Shotgun) T.Brady pass short right to D.Lewis to TEN 4 for 1 yard (W.Woodyard). | |
| 2-4-TEN 4 | (10:26) (Shotgun) T.Brady pass short right to R.Gronkowski for 4 yards, TOUCHDOWN. NE 12-Brady 10th career postseason game with 3 pass TD, most all-time (Montana 9). NE 87-Gronkowski 10th career postseason TD, ties 5 others for 3rd all-time. Extends his NFL record for postseason TD by a TE and his Patriots record postseason TD. NE 87-Gronkowski 835 career postseason rec yds, passes Keith Jackson (834) for 2nd all-time by a TE. S.Gostkowski extra point is GOOD, Center-J.Cardona, Holder-R.Allen. | P30 |

TEN 7 NE 35, 15 plays, 90 yards, 6:58 drive, 4:38 elapsed

S.Gostkowski kicks 65 yards from NE 35 to end zone, Touchback.

Tennessee Titans at 10:22

| | | |
|--------------------|--|-----|
| 1-10-TEN 25 | (10:22) (Shotgun) M.Mariota pass short right to C.Davis pushed ob at TEN 34 for 9 yards (E.Rowe). | |
| 2-1-TEN 34 | (9:47) (No Huddle, Shotgun) M.Mariota pass incomplete short right to D.Walker. | |
| 3-1-TEN 34 | (9:42) (No Huddle, Shotgun) D.Henry up the middle to TEN 38 for 4 yards (M.Flowers). | R10 |
| <u>1-10-TEN 38</u> | (9:21) (No Huddle, Shotgun) M.Mariota pass incomplete deep right to R.Matthews. | |
| 2-10-TEN 38 | (9:15) (Shotgun) M.Mariota sacked at TEN 30 for -8 yards (D.Wise). | |
| | Penalty on TEN-Q.Spain, Illegal Use of Hands, declined. | |
| 3-18-TEN 30 | (8:53) (Shotgun) M.Mariota pass short middle to D.Walker to TEN 39 for 9 yards (E.Rowe; J.Richards). | |
| 4-9-TEN 39 | (8:14) B.Kern punts 39 yards to NE 22, Center-B.Brinkley, fair catch by D.Amendola. | |

New England Patriots at 8:06

| | | |
|-------------------|--|-----|
| 1-10-NE 22 | (8:06) B.Bolden right end pushed ob at NE 42 for 20 yards (J.Cyprien). | R31 |
| <u>1-10-NE 42</u> | (7:28) B.Bolden up the middle to NE 43 for 1 yard (J.Cyprien, S.Williams). | |
| 2-9-NE 43 | (6:49) (Shotgun) T.Brady pass short left to J.Hollister to NE 43 for no gain (S.Williams, B.Orakpo). TEN-K.Klug was injured during the play. | |
| 3-9-NE 43 | (6:06) (Shotgun) T.Brady pass incomplete deep left to B.Cooks (D.Searcy). | |
| 4-9-NE 43 | (5:57) R.Allen punts 57 yards to end zone, Center-J.Cardona, Touchback. | |

Tennessee Titans at 5:48

| | | |
|--------------------|---|-----|
| 1-10-TEN 20 | (5:48) (Shotgun) M.Mariota pass incomplete short left to D.Walker. | |
| 2-10-TEN 20 | (5:43) (Shotgun) M.Mariota scrambles left end pushed ob at TEN 26 for 6 yards (M.Flowers). | |
| 3-4-TEN 26 | (5:15) (Shotgun) M.Mariota pass short right to E.Decker to TEN 38 for 12 yards (J.Jones). | P11 |
| | Penalty on NE-J.Jones, Defensive Holding, declined. | |
| <u>1-10-TEN 38</u> | (4:54) (Shotgun) M.Mariota pass incomplete deep middle to D.Walker. | |
| 2-10-TEN 38 | (4:46) (Shotgun) M.Mariota pass short right to R.Matthews pushed ob at 50 for 12 yards (M.Butler). | P12 |
| | Penalty on NE-M.Butler, Defensive Holding, declined. | |
| <u>1-10-50</u> | (4:40) (Shotgun) M.Mariota pass incomplete short left to C.Davis. | |
| 2-10-50 | (4:35) (Shotgun) M.Mariota pass incomplete short right to R.Matthews. | |
| 3-10-50 | (4:25) (Shotgun) M.Mariota pass deep left to E.Decker ran ob at NE 28 for 22 yards. NE-J.Jones was injured during the play. New England challenged the pass completion ruling, and the play was Upheld. The ruling on the field stands. (Timeout #2.) | P13 |
| <u>1-10-NE 28</u> | (4:15) (Shotgun) M.Mariota sacked at NE 40 for -12 yards (G.Grissom). | |
| 2-22-NE 40 | (3:30) (Shotgun) M.Mariota pass short left to E.Decker ran ob at NE 29 for 11 yards. | |
| 3-11-NE 29 | (3:25) (Shotgun) M.Mariota pass incomplete deep right to R.Matthews. | |
| 4-11-NE 29 | (3:19) (Shotgun) M.Mariota pass deep left to C.Davis ran ob at NE 12 for 17 yards. | P14 |
| <u>1-10-NE 12</u> | (3:13) (No Huddle, Shotgun) M.Mariota pass incomplete short right to D.Henry. | |
| 2-10-NE 12 | (3:08) (Shotgun) M.Mariota sacked at NE 12 for 0 yards (G.Grissom). NE 8 sacks, franchise postseason record. | |
| 3-10-NE 12 | (2:29) (Shotgun) M.Mariota pass short left to D.Henry to NE 11 for 1 yard (N.Grigsby). | |

Two-Minute Warning

R.Succop extra point is GOOD, Center-B.Brinkley, Holder-B.Kern.

TEN 14 NE 35, 16 plays, 80 yards, 3:53 drive, 13:05 elapsed

(Onside Kick formation) R.Succop kicks onside 8 yards from TEN 35 to TEN 43. M.Flowers (didn't try to advance) to TEN 43 for no gain.

PENALTY on TEN-D.Bates, Offside on Free Kick, 5 yards, enforced at TEN 43.

New England Patriots at 1:55, (1st play from scrimmage 1:54)

1-10-TEN 38 (1:54) NE 2-Hoyer now at QB. B.Hoyer kneels to TEN 38 for no gain.

2-10-TEN 38 (1:12) B.Hoyer kneels to TEN 39 for -1 yards.

3-11-TEN 39 (:36) B.Hoyer kneels to TEN 39 for no gain.

END OF QUARTER

| | Score | Time Poss | First Downs | | | | Efficiencies | |
|----------------------|-------|--------------|-------------|---|---|---|--------------|--------|
| | | | R | P | X | T | 3 Down | 4 Down |
| Tennessee Titans | 14 | 6:09 | 1 | 5 | 0 | 6 | 3/6 | 2/2 |
| New England Patriots | 35 | 8:51 | 2 | 3 | 0 | 5 | 2/4 | 0/0 |

Final Defensive Statistics

TKL = Tackle AST = Assist COMB = Combined QH=QB Hit IN = Interception PD = Pass Defense FF = Forced Fumble FR = Fumble Recovery

| New England Patriots | Regular Defensive Plays | | | | | | | | | | | | Special Teams | | | | | Misc | | | |
|----------------------|-------------------------|-----|------|----|-------|-----|----|----|----|----|----|-----|---------------|----|----|----|-----|------|----|----|--|
| | TKL | AST | COMB | SK | / YDS | TFL | QH | IN | PD | FF | FR | TKL | AST | FF | FR | BL | TKL | AST | FF | FR | |
| E.Rowe | 4 | 1 | 5 | 0 | 0 | 0 | 0 | 0 | 0 | 0 | 0 | 0 | 0 | 0 | 0 | 0 | 0 | 0 | 0 | 0 | |
| M.Flowers | 4 | 0 | 4 | 1 | 8 | 1 | 1 | 0 | 0 | 0 | 0 | 0 | 0 | 0 | 0 | 0 | 0 | 0 | 0 | 0 | |
| M.Butler | 4 | 0 | 4 | 0 | 0 | 1 | 0 | 0 | 0 | 0 | 0 | 0 | 0 | 0 | 0 | 0 | 0 | 0 | 0 | 0 | |
| D.McCourt | 3 | 1 | 4 | 0 | 0 | 0 | 0 | 0 | 0 | 0 | 0 | 0 | 0 | 0 | 0 | 0 | 0 | 0 | 0 | 0 | |
| P.Chung | 2 | 2 | 4 | 0 | 0 | 0 | 0 | 0 | 0 | 0 | 0 | 0 | 1 | 0 | 0 | 0 | 0 | 0 | 0 | 0 | |
| T.Flowers | 3 | 0 | 3 | 1 | 7 | 1 | 3 | 0 | 0 | 0 | 0 | 0 | 0 | 0 | 0 | 0 | 0 | 0 | 0 | 0 | |
| J.Harrison | 3 | 0 | 3 | 0 | 0 | 0 | 0 | 0 | 0 | 0 | 0 | 0 | 0 | 0 | 0 | 0 | 0 | 0 | 0 | 0 | |
| D.Wise | 2 | 0 | 2 | 2 | 12 | 2 | 2 | 0 | 0 | 0 | 0 | 0 | 0 | 0 | 0 | 0 | 0 | 0 | 0 | 0 | |
| G.Grissom | 2 | 0 | 2 | 2 | 12 | 1 | 2 | 0 | 0 | 0 | 0 | 0 | 0 | 0 | 0 | 0 | 0 | 0 | 0 | 0 | |
| E.Roberts | 2 | 0 | 2 | 0 | 0 | 0 | 0 | 0 | 0 | 0 | 0 | 0 | 0 | 0 | 0 | 0 | 0 | 0 | 0 | 0 | |
| K.Van Noy | 2 | 0 | 2 | 0 | 0 | 0 | 0 | 0 | 0 | 0 | 0 | 0 | 0 | 0 | 0 | 0 | 0 | 0 | 0 | 0 | |
| L.Guy | 2 | 0 | 2 | 0 | 0 | 0 | 0 | 0 | 0 | 0 | 0 | 0 | 0 | 0 | 0 | 0 | 0 | 0 | 0 | 0 | |
| M.Brown | 0 | 2 | 2 | 0 | 0 | 0 | 0 | 0 | 0 | 0 | 0 | 0 | 0 | 0 | 0 | 0 | 0 | 0 | 0 | 0 | |
| A.Butler | 1 | 0 | 1 | 1 | 5 | 1 | 1 | 0 | 0 | 0 | 0 | 0 | 0 | 0 | 0 | 0 | 0 | 0 | 0 | 0 | |
| R.Jean Francois | 1 | 0 | 1 | 1 | 8 | 1 | 1 | 0 | 0 | 0 | 0 | 0 | 0 | 0 | 0 | 0 | 0 | 0 | 0 | 0 | |
| J.Jones | 1 | 0 | 1 | 0 | 0 | 0 | 0 | 0 | 0 | 0 | 0 | 0 | 1 | 0 | 0 | 0 | 0 | 0 | 0 | 0 | |
| E.Lee | 1 | 0 | 1 | 0 | 0 | 0 | 0 | 0 | 0 | 0 | 0 | 0 | 0 | 0 | 0 | 0 | 0 | 0 | 0 | 0 | |
| N.Grigsby | 1 | 0 | 1 | 0 | 0 | 0 | 0 | 0 | 0 | 0 | 0 | 0 | 0 | 0 | 0 | 0 | 0 | 0 | 0 | 0 | |
| S.Gilmore | 0 | 1 | 1 | 0 | 0 | 0 | 0 | 0 | 2 | 0 | 0 | 0 | 0 | 0 | 0 | 0 | 0 | 0 | 0 | 0 | |
| J.Richards | 0 | 1 | 1 | 0 | 0 | 0 | 0 | 0 | 0 | 0 | 0 | 0 | 0 | 0 | 0 | 0 | 0 | 0 | 0 | 0 | |
| B.King | 0 | 0 | 0 | 0 | 0 | 0 | 0 | 0 | 0 | 0 | 0 | 0 | 1 | 0 | 0 | 0 | 0 | 0 | 0 | 0 | |
| M.Slater | 0 | 0 | 0 | 0 | 0 | 0 | 0 | 0 | 0 | 0 | 0 | 0 | 1 | 0 | 0 | 0 | 0 | 0 | 0 | 0 | |
| Total | 38 | 8 | 46 | 8 | 52 | 8 | 10 | 0 | 2 | 0 | 0 | 0 | 4 | 0 | 0 | 0 | 0 | 0 | 0 | 0 | |

Ball Possession And Drive Chart

| Tennessee Titans | | | | | | | | | | | | |
|------------------|-----------|-----------|-----------|-------------------|-------------|--------|----------|---------|---------|----------|-----------|--------------|
| # | Time Recd | Time Lost | Time Poss | How Ball Obtained | Drive Began | # Play | Yds Gain | Yds Pen | Net Yds | 1st Down | Last Scrm | How Given Up |
| 1 | 12:37 | 9:12 | 3:25 | Punt | TEN 8 | 5 | 13 | 0 | 13 | 1 | TEN 21 | Punt |
| 2 | 6:31 | 1:14 | 5:17 | Punt | TEN 5 | 11 | 95 | 0 | 95 | 5 | * NE 15 | Touchdown |
| 3 | 13:18 | 11:16 | 2:02 | Kickoff | TEN 21 | 3 | 6 | -10 | -4 | 0 | TEN 17 | Punt |
| 4 | 9:20 | 7:10 | 2:10 | Kickoff | TEN 22 | 4 | 30 | 0 | 30 | 1 | NE 48 | Punt |
| 5 | 1:52 | 0:17 | 1:35 | Kickoff | TEN 25 | 7 | 24 | 0 | 24 | 2 | NE 46 | Downs |
| 6 | 15:00 | 12:30 | 2:30 | Kickoff | TEN 25 | 3 | 8 | -10 | -2 | 0 | TEN 23 | Punt |
| 7 | 10:36 | 8:22 | 2:14 | Punt | TEN 23 | 3 | -2 | -5 | -7 | 0 | TEN 16 | Punt |
| 8 | 4:02 | 2:20 | 1:42 | Kickoff | TEN 36 | 3 | -1 | -5 | -6 | 0 | TEN 30 | Punt |
| 9 | 10:22 | 8:06 | 2:16 | Kickoff | TEN 25 | 6 | 14 | 0 | 14 | 1 | TEN 39 | Punt |
| 10 | 5:48 | 1:55 | 3:53 | Punt | TEN 20 | 16 | 80 | 0 | 80 | 5 | * NE 11 | Touchdown |

(210) Average TEN 21

| New England Patriots | | | | | | | | | | | | |
|----------------------|-----------|-----------|-----------|-------------------|-------------|--------|----------|---------|---------|----------|-----------|--------------|
| # | Time Recd | Time Lost | Time Poss | How Ball Obtained | Drive Began | # Play | Yds Gain | Yds Pen | Net Yds | 1st Down | Last Scrm | How Given Up |
| 1 | 15:00 | 12:37 | 2:23 | Kickoff | NE 25 | 6 | 27 | 0 | 27 | 1 | TEN 48 | Punt |
| 2 | 9:12 | 6:31 | 2:41 | Punt | NE 34 | 6 | 20 | 0 | 20 | 1 | TEN 46 | Punt |
| 3 | 1:14 | 13:18 | 2:56 | Kickoff | NE 27 | 7 | 73 | 0 | 73 | 5 | * TEN 5 | Touchdown |
| 4 | 11:16 | 9:20 | 1:56 | Punt | TEN 48 | 6 | 48 | 0 | 48 | 4 | * TEN 6 | Touchdown |
| 5 | 7:10 | 1:52 | 5:18 | Punt | NE 9 | 16 | 74 | 17 | 91 | 7 | * TEN 4 | Touchdown |
| 6 | 0:17 | 0:00 | 0:17 | Downs | TEN 49 | 4 | 14 | 0 | 14 | 1 | TEN 35 | Missed FG |
| 7 | 12:30 | 10:36 | 1:54 | Punt | NE 25 | 5 | 16 | 0 | 16 | 1 | NE 41 | Punt |
| 8 | 8:22 | 4:02 | 4:20 | Punt | NE 44 | 9 | 56 | 0 | 56 | 4 | * TEN 2 | Touchdown |
| 9 | 2:20 | 10:22 | 6:58 | Punt | NE 10 | 15 | 90 | 0 | 90 | 6 | * TEN 4 | Touchdown |
| 10 | 8:06 | 5:48 | 2:18 | Punt | NE 22 | 4 | 21 | 0 | 21 | 1 | NE 43 | Punt |
| 11 | 1:55 | 0:00 | 1:55 | Kickoff | TEN 38 | 3 | -1 | 0 | -1 | 0 | TEN 39 | End of Game |

(361) Average NE 33

* inside opponent's 20

| Time of Possession by Quarter | | 1st | 2nd | 3rd | 4th | OT | Total |
|---------------------------------|----------------------|--------------------|------|---------------------|------|----|-------|
| Visitor | Tennessee Titans | 8:42 | 5:47 | 6:26 | 6:09 | | 27:04 |
| Home | New England Patriots | 6:18 | 9:13 | 8:34 | 8:51 | | 32:56 |
| Kickoff Drive No.-Start Average | | Titans: 6 - TEN 26 | | Patriots: 2 - NE 26 | | | |

Miscellaneous Statistics Report

Tennessee Titans vs New England Patriots

1/13/2018 at Gillette Stadium

Ten Longest Plays for Tennessee Titans

| Yards | Qtr | Play Start | Play Description |
|-------|-----|-------------|---|
| 36 | 1 | 1-10-TEN 5 | (6:31) (Shotgun) M.Mariota pass deep right to D.Walker to TEN 41 for 36 yards (D.McCourty, P.Chung). |
| 22 | 2 | 1-10-TEN 22 | (9:11) (Shotgun) M.Mariota pass short right to E.Decker to TEN 44 for 22 yards (J.Harrison). |
| 22 | 4 | 3-10-50 | (4:25) (Shotgun) M.Mariota pass deep left to E.Decker ran ob at NE 28 for 22 yards. NE-J.Jones was injured during the play. New England challenged the pass completion ruling, and the play was Upheld. The ruling on the field stands. (Timeout #2.) |
| 17 | 4 | 4-11-NE 29 | (3:19) (Shotgun) M.Mariota pass deep left to C.Davis ran ob at NE 12 for 17 yards. |
| 15 | 1 | 2-6-NE 15 | (1:20) (Shotgun) M.Mariota pass short left to C.Davis for 15 yards, TOUCHDOWN. |
| 14 | 3 | 3-31-TEN 2 | (9:13) (Shotgun) M.Mariota pass short middle to D.Henry to TEN 16 for 14 yards (M.Flowers, P.Chung). |
| 12 | 2 | 1-10-TEN 25 | (1:52) (Shotgun) M.Mariota pass short right to E.Decker ran ob at TEN 37 for 12 yards. |
| 12 | 4 | 3-4-TEN 26 | (5:15) (Shotgun) M.Mariota pass short right to E.Decker to TEN 38 for 12 yards (J.Jones). Penalty on NE-J.Jones, Defensive Holding, declined. |
| 12 | 4 | 2-10-TEN 38 | (4:46) (Shotgun) M.Mariota pass short right to R.Matthews pushed ob at 50 for 12 yards (M.Butler). Penalty on NE-M.Butler, Defensive Holding, declined. |
| 11 | 1 | 2-7-TEN 11 | (12:00) M.Mariota pass short left to C.Davis pushed ob at TEN 22 for 11 yards (M.Butler). |

Ten Longest Plays for New England Patriots

| Yards | Qtr | Play Start | Play Description |
|-------|-----|-------------|--|
| 31 | 2 | 1-10-50 | (15:00) T.Brady pass short right to D.Lewis for 50 yards, TOUCHDOWN. |
| 27 | 3 | 1-10-NE 44 | (8:22) T.Brady pass deep left to R.Gronkowski to TEN 29 for 27 yards (J.Cyprien). NE 87-Gronkowski 815 career postseason |
| 25 | 3 | 2-8-NE 31 | (:20) T.Brady pass deep middle to D.Amendola to TEN 44 for 25 yards (A.Jackson). |
| 20 | 4 | 1-10-NE 22 | (8:06) B.Bolden right end pushed ob at NE 42 for 20 yards (J.Cyprien). |
| 16 | 4 | 2-10-TEN 44 | (14:54) (Shotgun) T.Brady pass short left to R.Gronkowski to TEN 28 for 16 yards (K.Byard). NE 12-Brady 13th career 300- |
| 15 | 1 | 3-8-NE 36 | (8:00) (Shotgun) T.Brady pass short left to D.Amendola to TEN 49 for 15 yards (L.Ryan). |
| 14 | 1 | 3-1-NE 34 | (13:53) (Shotgun) T.Brady pass short right to R.Gronkowski to NE 48 for 14 yards (K.Byard). |
| 14 | 2 | 1-10-TEN 19 | (14:36) T.Brady pass short middle to D.Lewis to TEN 5 for 14 yards (E.Walden, A.Williamson). |
| 14 | 2 | 1-10-TEN 20 | (2:41) (No Huddle, Shotgun) T.Brady pass short middle to D.Amendola to TEN 13 for 7 yards (W.Woodyard). |
| 14 | 3 | 3-5-NE 15 | (1:38) (Shotgun) T.Brady pass short middle to J.White to NE 29 for 14 yards (J.Brown). |

Touchdown Scoring Information

| | | Offense | Defense | Special Teams |
|----------------|----------------------|---------|---------|---------------|
| VISITOR | Tennessee Titans | 2 | 0 | 0 |
| HOME | New England Patriots | 5 | 0 | 0 |

Player Scoring Information

| Club | Player | TD | Rush TD | Rec TD | KO TD | Punt TD | Int TD | Fum TD | Misc TD | FG | XP | 2Pt Rush | 2Pt Rec | Sfty | Points |
|------|--------------|----|---------|--------|-------|---------|--------|--------|---------|----|----|----------|---------|------|--------|
| TEN | C.Davis | 0 | 0 | 2 | 0 | 0 | 0 | 0 | 0 | 0 | 0 | 0 | 0 | 0 | 12 |
| TEN | R.Succop | 0 | 0 | 0 | 0 | 0 | 0 | 0 | 0 | 0 | 2 | 0 | 0 | 0 | 2 |
| NE | J.White | 0 | 1 | 1 | 0 | 0 | 0 | 0 | 0 | 0 | 0 | 0 | 0 | 0 | 12 |
| NE | B.Bolden | 0 | 1 | 0 | 0 | 0 | 0 | 0 | 0 | 0 | 0 | 0 | 0 | 0 | 6 |
| NE | C.Hogan | 0 | 0 | 1 | 0 | 0 | 0 | 0 | 0 | 0 | 0 | 0 | 0 | 0 | 6 |
| NE | R.Gronkowski | 0 | 0 | 1 | 0 | 0 | 0 | 0 | 0 | 0 | 0 | 0 | 0 | 0 | 6 |
| NE | S.Gostkowski | 0 | 0 | 0 | 0 | 0 | 0 | 0 | 0 | 0 | 5 | 0 | 0 | 0 | 5 |

Possession Detail

| | First Half | | Second Half | | Game | |
|-----------------------------|------------|------|-------------|-------|---------|-------|
| | Visitor | Home | Visitor | Home | Visitor | Home |
| Largest Lead | 7 | 14 | 0 | 28 | 7 | 28 |
| Drives Leading | 0 | 2 | 0 | 5 | 0 | 7 |
| Time of Possession Leading | 0:00 | 5:35 | 0:00 | 17:25 | 0:00 | 23:00 |
| Largest Deficit | -14 | -7 | -28 | 0 | -28 | -7 |
| Drives Trailing | 2 | 1 | 5 | 0 | 7 | 1 |
| Time of Possession Trailing | 3:45 | 2:56 | 12:35 | 0:00 | 16:20 | 2:56 |
| Times Score Tied Up | | 1 | | 0 | | 1 |
| Lead Changes | | 2 | | 0 | | 2 |

Playtime Percentage

Percent of playtime per player on offense, defense and special teams

| Tennessee Titans | | | | | | New England Patriots | | | | | |
|------------------|----|---------|---------|---------------|-----|----------------------|----|---------|---------|---------------|-----|
| | | Offense | Defense | Special Teams | | | | Offense | Defense | Special Teams | |
| Q Spain | G | 67 100% | | 2 | 7% | N Solder | T | 81 100% | | 6 | 21% |
| J Kline | G | 67 100% | | 2 | 7% | S Mason | G | 81 100% | | 6 | 21% |
| T Lewan | T | 67 100% | | 2 | 7% | J Thuney | G | 81 100% | | 6 | 21% |
| B Jones | C | 67 100% | | 2 | 7% | D Andrews | C | 78 96% | | 3 | 10% |
| M Mariota | QB | 67 100% | | | | T Brady | QB | 78 96% | | | |
| D Henry | RB | 62 93% | | | | B Cooks | WR | 76 94% | | | |
| C Davis | WR | 58 87% | | | | R Gronkowski | TE | 74 91% | | | |
| D Kelly | T | 57 85% | | 2 | 7% | C Hogan | WR | 67 83% | | 8 | 28% |
| E Decker | WR | 56 84% | | | | D Amendola | WR | 50 62% | | 8 | 28% |
| R Matthews | WR | 53 79% | | | | L Waddle | T | 46 57% | | 3 | 10% |
| D Walker | TE | 52 78% | | | | D Lewis | RB | 43 53% | | 2 | 7% |
| J Smith | TE | 17 25% | | 7 | 24% | C Fleming | T | 35 43% | | 6 | 21% |
| L Stocker | TE | 14 21% | | 8 | 28% | J White | RB | 32 40% | | 1 | 3% |
| J Conklin | T | 11 16% | | | | J Develin | FB | 24 30% | | 14 | 48% |
| P Supernaw | TE | 8 12% | | 17 | 59% | D Allen | TE | 23 28% | | 3 | 10% |
| T Taylor | WR | 8 12% | | 10 | 34% | J Hollister | TE | 7 9% | | 16 | 55% |
| H Douglas | WR | 4 6% | | | | B Bolden | RB | 6 7% | | 21 | 72% |
| D Fluellen | RB | 2 3% | | 21 | 72% | M Slater | WR | 3 4% | | 20 | 69% |
| W Woodyard | LB | | 81 100% | 7 | 24% | T Karras | C | 3 4% | | 6 | 21% |
| K Byard | FS | | 81 100% | | | B Hoyer | QB | 3 4% | | | |
| J Cyprien | SS | | 81 100% | | | P Chung | SS | | 67 100% | 14 | 48% |
| A Jackson | CB | | 77 95% | 18 | 62% | S Gilmore | CB | | 67 100% | 1 | 3% |
| L Ryan | CB | | 76 94% | | | M Butler | CB | | 67 100% | 1 | 3% |
| J Casey | DT | | 72 89% | 6 | 21% | E Rowe | CB | | 52 78% | 1 | 3% |
| D Morgan | LB | | 62 77% | | | D McCourty | FS | | 51 76% | 14 | 48% |
| B Orakpo | LB | | 59 73% | | | T Flowers | DE | | 51 76% | | |
| A Williamson | LB | | 57 70% | | | D Harmon | FS | | 46 69% | | |
| T Smith | CB | | 49 60% | 27 | 93% | K Van Noy | LB | | 45 67% | 1 | 3% |
| A Johnson | NT | | 47 58% | 7 | 24% | M Flowers | LB | | 44 66% | 10 | 34% |
| S Williams | NT | | 41 51% | 6 | 21% | J Harrison | LB | | 30 45% | 4 | 14% |
| E Walden | LB | | 39 48% | 6 | 21% | M Brown | DT | | 29 43% | 2 | 7% |
| K Klug | DT | | 25 31% | 8 | 28% | D Wise | DE | | 27 40% | | |
| J Brown | LB | | 17 21% | 6 | 21% | A Butler | DT | | 26 39% | 4 | 14% |
| D Searcy | SS | | 15 19% | 15 | 52% | L Guy | DE | | 23 34% | 10 | 34% |
| K Dodd | LB | | 12 15% | 8 | 28% | R Jean Francois | DT | | 23 34% | | |
| B Trawick | FS | | | 27 | 93% | J Richards | SS | | 22 33% | 23 | 79% |
| D Bates | LB | | | 27 | 93% | E Lee | DE | | 21 31% | | |
| E Weems | WR | | | 21 | 72% | E Roberts | LB | | 20 30% | 1 | 3% |
| N Palmer | LB | | | 20 | 69% | G Grissom | LB | | 10 15% | 17 | 59% |
| B Brinkley | LS | | | 9 | 31% | J Jones | CB | | 8 12% | 19 | 66% |
| B Kern | P | | | 9 | 31% | N Grigsby | LB | | 8 12% | 13 | 45% |
| B McCain | CB | | | 7 | 24% | B King | FS | | | 20 | 69% |
| R Succop | K | | | 5 | 17% | S Gostkowski | K | | | 12 | 41% |
| K Reed | CB | | | 5 | 17% | J Cardona | LS | | | 11 | 38% |
| B Schwenke | C | | | 2 | 7% | R Allen | P | | | 11 | 38% |

2017 TENNESSEE TITANS POSTSEASON STATISTICS

Won 1, Lost 1

| Date | W-L | Score | OT | Opponent | Attendance |
|-------|-----|-------|----|----------------|------------|
| 01/06 | W | 22-21 | | at Kansas City | 73,319 |
| 01/13 | L | 14-35 | | at New England | 65,878 |

| Statistic | Tenn. | Opp. |
|--------------------------|----------------|---------------|
| Total First Downs | 38 | 50 |
| Rushing | 12 | 11 |
| Passing | 23 | 34 |
| Penalty | 3 | 5 |
| 3rd Down: Made/Att | 13/28 | 15/28 |
| 3rd Down Pct. | 46.4 | 53.6 |
| 4th Down: Made/Att | 2/3 | 0/1 |
| 4th Down Pct. | 66.7 | 0.0 |
| Possession Avg. | 29:46 | 30:14 |
| Total Net Yards | 664 | 763 |
| Avg. Per Game | 332.0 | 381.5 |
| Total Plays | 125 | 133 |
| Avg. Per Play | 5.3 | 5.7 |
| Net Yards Rushing | 267 | 170 |
| Avg. Per Game | 133.5 | 85.0 |
| Total Rushes | 47 | 43 |
| Net Yards Passing | 397 | 593 |
| Avg. Per Game | 198.5 | 296.5 |
| Sacked/Yards Lost | 10/62 | 4/8 |
| Gross Yards | 459 | 601 |
| Att./Completions | 68/41 | 86/59 |
| Completion Pct. | 60.3 | 68.6 |
| Had Intercepted | 1 | 0 |
| Punts/Average | 10/44.7 | 9/46.6 |
| Net Punting Avg. | 10/41.2 | 9/40.1 |
| Penalties/Yards | 18/112 | 12/105 |
| Fumbles/Ball Lost | 2/1 | 0/0 |
| Touchdowns | 5 | 8 |
| Rushing | 1 | 3 |
| Passing | 4 | 5 |
| Returns | 0 | 0 |

| Score By Periods | Q1 | Q2 | Q3 | Q4 | OT | PTS |
|------------------|----|----|----|----|----|-----|
| Team | 7 | 3 | 7 | 19 | 0 | 36 |
| Opponents | 14 | 28 | 7 | 7 | 0 | 56 |

| Scoring | TD | Rush | Rec | Ret | K-PAT | FG | S | PTS |
|------------------|----------|----------|----------|----------|------------|------------|----------|-----------|
| Davis | 2 | 0 | 2 | 0 | | | 0 | 12 |
| Decker | 1 | 0 | 1 | 0 | | | 0 | 6 |
| Henry | 1 | 1 | 0 | 0 | | | 0 | 6 |
| Mariota | 1 | 0 | 1 | 0 | | | 0 | 6 |
| Succop | 0 | 0 | 0 | 0 | 3/3 | 1/1 | 0 | 6 |
| Team | 5 | 1 | 4 | 0 | 3/3 | 1/1 | 0 | 36 |
| Opponents | 8 | 3 | 5 | 0 | 8/8 | 0/2 | 0 | 56 |

2-Pt Conv: TM 0-2, OPP 0-0

Sacks: Orakpo 1.5, Morgan 1, Williams 1, Woodyard 0.5, TM 4, OPP 10
FUM/Lost: Henry 1/0, Jackson 1/1

| Passing | Att | Cmp | Yds | Cmp% | Yds/Att | TD | TD% | Int | Int% | Long | Sack/Lost | Rating |
|------------------|-----------|-----------|------------|-------------|-------------|----------|------------|----------|------------|-----------|--------------|--------------|
| Mariota | 68 | 41 | 459 | 60.3 | 6.75 | 4 | 5.9 | 1 | 1.5 | 36 | 10/62 | 93.9 |
| Team | 68 | 41 | 459 | 60.3 | 6.75 | 4 | 5.9 | 1 | 1.5 | 36 | 10/62 | 93.9 |
| Opponents | 86 | 59 | 601 | 68.6 | 6.99 | 5 | 5.8 | 0 | 0.0 | 45 | 4/8 | 107.8 |

| Rushing | No. | Yds | Avg | Long | TD |
|------------------|-----------|------------|------------|------------|----------|
| Henry | 35 | 184 | 5.3 | 35t | 1 |
| Mariota | 12 | 83 | 6.9 | 17 | 0 |
| Team | 47 | 267 | 5.7 | 35t | 1 |
| Opponents | 43 | 170 | 4.0 | 20 | 3 |

| Receiving | No. | Yds | Avg | Long | TD |
|------------------|-----------|------------|-------------|-----------|----------|
| Walker | 9 | 123 | 13.7 | 36 | 0 |
| Davis | 9 | 98 | 10.9 | 17 | 2 |
| Decker | 8 | 106 | 13.3 | 22t | 1 |
| Henry | 5 | 56 | 11.2 | 29 | 0 |
| Matthews | 4 | 42 | 10.5 | 15 | 0 |
| J. Smith | 3 | 19 | 6.3 | 10 | 0 |
| Taylor | 2 | 9 | 4.5 | 5 | 0 |
| Mariota | 1 | 6 | 6.0 | 6t | 1 |
| Team | 41 | 459 | 11.2 | 36 | 4 |
| Opponents | 59 | 601 | 10.2 | 45 | 5 |

| Interceptions | No. | Yds | Avg | Long | TD |
|---------------|-----|-----|------|------|----|
| Team | 0 | 0 | --- | --- | 0 |
| Opponents | 1 | 28 | 28.0 | 28 | 0 |

| Punting | No. | Yds | Avg | Net | TB | In | Lg | B |
|------------------|-----------|------------|-------------|-------------|----------|----------|-----------|----------|
| Kern | 10 | 447 | 44.7 | 41.2 | 0 | 4 | 62 | 0 |
| Team | 10 | 447 | 44.7 | 41.2 | 0 | 4 | 62 | 0 |
| Opponents | 9 | 419 | 46.6 | 40.1 | 2 | 2 | 57 | 0 |

| Punt Returns | Ret | FC | Yds | Avg | Long | TD |
|------------------|----------|----------|-----------|------------|-----------|----------|
| Jackson | 4 | 2 | 18 | 4.5 | 13 | 0 |
| Team | 4 | 2 | 18 | 4.5 | 13 | 0 |
| Opponents | 5 | 4 | 35 | 7.0 | 12 | 0 |

| Kickoff Returns | No. | Yds | Avg | Long | TD |
|------------------|----------|------------|-------------|-----------|----------|
| Jackson | 6 | 126 | 21.0 | 25 | 0 |
| Fluellen | 1 | 12 | 12.0 | 12 | 0 |
| Team | 7 | 138 | 19.7 | 25 | 0 |
| Opponents | 5 | 110 | 22.0 | 29 | 0 |

| Field Goals | 1-19 | 20-29 | 30-39 | 40-49 | 50+ |
|------------------|------------|------------|------------|------------|------------|
| Succop | 0/0 | 0/0 | 0/0 | 1/1 | 0/0 |
| Team | 0/0 | 0/0 | 0/0 | 1/1 | 0/0 |
| Opponents | 0/0 | 0/0 | 0/0 | 0/1 | 0/1 |

Succop: (49G) ()

TM: (49G) ()

OPP: (48N) (53N)



ABRIDGED HISTORY

Updated through Jan. 13, 2017

2017 SEASON (9-7 REGULAR SEASON, 1-1 PLAYOFFS) • 2ND PLACE AFC SOUTH

| DATE | OPPONENT | SCORE | W/L | ATT |
|-------|------------------|-------|-----|--------|
| 09/10 | OAKLAND | 16-26 | L | 69,089 |
| 09/17 | at Jacksonville | 37-16 | W | 61,709 |
| 09/24 | SEATTLE | 33-27 | W | 69,127 |
| 10/01 | at Houston | 14-57 | L | 71,804 |
| 10/08 | at Miami | 10-16 | L | 65,135 |
| 10/16 | INDIANAPOLIS | 36-22 | W | 63,888 |
| 10/22 | at Cleveland* | 12-9 | W | 59,061 |
| 11/05 | BALTIMORE | 23-20 | W | 67,322 |
| 11/12 | CINCINNATI | 24-20 | W | 67,432 |
| 11/16 | at Pittsburgh | 17-40 | L | 60,703 |
| 11/26 | at Indianapolis | 20-16 | W | 62,207 |
| 12/03 | HOUSTON | 24-13 | W | 62,758 |
| 12/10 | at Arizona | 7-12 | L | 64,153 |
| 12/17 | at San Francisco | 23-25 | L | 70,133 |
| 12/24 | L.A. RAMS | 23-27 | L | 60,097 |
| 12/31 | JACKSONVILLE | 15-10 | W | 65,501 |
| 01/06 | at Kansas City | 22-21 | W | 73,319 |
| 01/13 | at New England | 14-35 | L | 65,878 |

*Overtime

| | TITANS | OPP |
|--------------------|---------|---------|
| Total First Downs | 290 | 323 |
| Rushing | 97 | 68 |
| Passing | 157 | 231 |
| Penalty | 36 | 24 |
| 3rd Down: Made/Att | 71/202 | 78/214 |
| 3rd Down Pct. | 35.1 | 36.4 |
| 4th Down: Made/Att | 5/10 | 10/16 |
| 4th Down Pct. | 50.0 | 62.5 |
| Possession Avg. | 29:51 | 30:09 |
| Total Net Yards | 5024 | 5248 |
| Avg. Per Game | 314.0 | 328.0 |
| Total Plays | 974 | 1046 |
| Avg. Per Play | 5.2 | 5.0 |
| Net Yards Rushing | 1833 | 1420 |
| Avg. Per Game | 114.6 | 88.8 |
| Total Rushes | 443 | 398 |
| Net Yards Passing | 3191 | 3828 |
| Avg. Per Game | 199.4 | 239.3 |
| Sacked/Yards Lost | 35/203 | 43/272 |
| Gross Yards | 3394 | 4100 |
| Att./Completions | 496/306 | 605/369 |
| Completion Pct. | 61.7 | 61.0 |
| Had Intercepted | 17 | 12 |
| Punts/Average | 75/49.2 | 75/48.2 |
| Net Punting Avg. | 75/44.6 | 75/42.8 |
| Penalties/Yards | 85/785 | 119/942 |
| Fumbles/Ball Lost | 10/8 | 23/9 |
| Touchdowns | 33 | 36 |
| Rushing | 18 | 5 |
| Passing | 14 | 27 |
| Returns | 1 | 4 |

| BY PERIODS | 1 | 2 | 3 | 4 | OT | PTS |
|------------|----|-----|----|-----|----|-----|
| Team | 52 | 103 | 91 | 85 | 3 | 334 |
| Opponents | 71 | 98 | 49 | 138 | 0 | 356 |

| SCORING | TD | RU | PA | RT | PAT | FG | S | TP |
|------------|----|----|----|----|-------|-------|---|-----|
| Succop | 0 | 0 | 0 | 0 | 31/33 | 35/42 | 0 | 136 |
| Murray | 7 | 6 | 1 | 0 | | | 0 | 42 |
| Henry | 6 | 5 | 1 | 0 | | | 0 | 36 |
| Mariota | 5 | 5 | 0 | 0 | | | 0 | 30 |
| Matthews | 4 | 0 | 4 | 0 | | | 0 | 24 |
| Walker | 4 | 1 | 3 | 0 | | | 0 | 24 |
| J. Smith | 2 | 0 | 2 | 0 | | | 0 | 12 |
| Decker | 1 | 0 | 1 | 0 | | | 0 | 6 |
| Fowler TM | 1 | 1 | 0 | 0 | | | 0 | 6 |
| Stocker LG | 1 | 0 | 1 | 0 | | | 0 | 6 |
| Supernaw | 1 | 0 | 1 | 0 | | | 0 | 6 |
| Taylor | 1 | 0 | 1 | 0 | | | 0 | 6 |
| Woodyard | 1 | 0 | 0 | 1 | | | 0 | 6 |
| Team | 33 | 18 | 14 | 1 | 31/33 | 35/42 | 0 | 334 |
| Opponents | 36 | 5 | 27 | 4 | 29/34 | 37/41 | 0 | 356 |

2-Pt Conversions: TM 0-0, OPP0-2

FUM/Lost: Cassel 2/2, Mariota 2/1, Walker 2/2, Davis 1/1, Henry 1/0, Jackson 1/1, Murray 1/1

| RUSHING | No | Yds | Avg | Lg | TD |
|-----------|-----|-----|------|-----|----|
| Henry | 176 | 744 | 4.2 | 75t | 5 |
| Murray | 184 | 659 | 3.6 | 75t | 6 |
| Mariota | 60 | 312 | 5.2 | 34t | 5 |
| Jackson | 5 | 55 | 11.0 | 20 | 0 |
| Taylor | 8 | 43 | 5.4 | 17 | 0 |
| Fluellen | 4 | 21 | 5.3 | 10 | 0 |
| Fowler TM | 2 | 4 | 2.0 | 3t | 1 |
| Weems | 1 | 0 | 0.0 | 0 | 0 |
| Walker | 2 | -2 | -1.0 | 1t | 1 |
| Matthews | 1 | -3 | -3.0 | -3 | 0 |

| PASSING | Att | Cmp | Pct | Yards | Yds/Att | TD | Int | Lg | Sk/Yds | Rating |
|-----------|-----|-----|------|-------|---------|----|-----|-----|--------|--------|
| Mariota | 453 | 281 | 62.0 | 3232 | 7.13 | 13 | 15 | 75t | 27/173 | 79.3 |
| Cassel | 42 | 25 | 59.5 | 162 | 3.86 | 1 | 2 | 17 | 8/30 | 55.9 |
| Decker | 1 | 0 | 0.0 | 0 | 0.00 | 0 | 0 | --- | 0/0 | 39.6 |
| Team | 496 | 306 | 61.7 | 3394 | 6.84 | 14 | 17 | 75t | 35/203 | 77.1 |
| Opponents | 605 | 369 | 61.0 | 4100 | 6.78 | 27 | 12 | 80t | 43/272 | 87.8 |

| | | | | | |
|------------|-----|------|------|-----|----|
| Team | 443 | 1833 | 4.1 | 75t | 18 |
| Opponents | 398 | 1420 | 3.6 | 34 | 5 |
| RECEIVING | No | Yds | Avg | Lg | TD |
| Walker | 74 | 807 | 10.9 | 42 | 3 |
| Decker | 54 | 563 | 10.4 | 29 | 1 |
| Matthews | 53 | 795 | 15.0 | 75t | 4 |
| Murray | 39 | 266 | 6.8 | 18 | 1 |
| Davis | 34 | 375 | 11.0 | 37 | 0 |
| J. Smith | 18 | 157 | 8.7 | 32t | 2 |
| Taylor | 16 | 231 | 14.4 | 53t | 1 |
| Henry | 11 | 136 | 12.4 | 66t | 1 |
| Supernaw | 4 | 39 | 9.8 | 20 | 1 |
| Stocker LG | 4 | 30 | 7.5 | 12 | 1 |
| Stocker TM | 1 | 12 | 12.0 | 12 | 0 |
| Douglas | 1 | 8 | 8.0 | 8 | 0 |
| Weems | 1 | 5 | 5.0 | 5 | 0 |
| Team | 306 | 3394 | 11.1 | 75t | 14 |
| Opponents | 369 | 4100 | 11.1 | 80t | 27 |

| | | | | | |
|---------------|----|-----|------|----|----|
| INTERCEPTIONS | No | Yds | Avg | Lg | TD |
| Byard | 8 | 130 | 16.3 | 33 | 0 |
| T. Smith | 1 | 14 | 14.0 | 14 | 0 |
| Searcy | 1 | 8 | 8.0 | 8 | 0 |
| Riley | 1 | 2 | 2.0 | 2 | 0 |
| Sims | 1 | 0 | 0.0 | 0 | 0 |
| Team | 12 | 154 | 12.8 | 33 | 0 |
| Opponents | 17 | 262 | 15.4 | 41 | 2 |

| | | | | | | | | |
|-----------|----|------|------|------|----|----|----|---|
| PUNTING | No | Yds | Avg | Net | TB | In | Lg | B |
| Kern | 75 | 3728 | 49.7 | 44.6 | 5 | 28 | 74 | 0 |
| Team | 75 | 3728 | 49.7 | 44.6 | 5 | 28 | 74 | 0 |
| Opponents | 75 | 3617 | 48.2 | 42.8 | 5 | 21 | 64 | 0 |

| | | | | | | |
|--------------|----|----|-----|-----|----|----|
| PUNT RETURNS | No | FC | Yds | Avg | Lg | TD |
| Jackson | 34 | 9 | 290 | 8.5 | 46 | 0 |
| Weems | 2 | 0 | 15 | 7.5 | 13 | 0 |
| Team | 36 | 9 | 305 | 8.5 | 46 | 0 |
| Opponents | 40 | 9 | 286 | 7.2 | 23 | 0 |

| | | | | | |
|-----------------|----|-----|------|----|----|
| KICKOFF RETURNS | No | Yds | Avg | Lg | TD |
| Jackson | 25 | 578 | 23.1 | 57 | 0 |
| Weems | 2 | 18 | 9.0 | 18 | 0 |
| Decker | 1 | 22 | 22.0 | 22 | 0 |
| Team | 28 | 618 | 22.1 | 57 | 0 |
| Opponents | 32 | 750 | 23.4 | 60 | 0 |

| | | | | | |
|-------------|------|-------|-------|-------|-----|
| FIELD GOALS | 1-19 | 20-29 | 30-39 | 40-49 | 50+ |
| Succop | 0/0 | 10/10 | 7/7 | 16/20 | 2/5 |
| Team | 0/0 | 10/10 | 7/7 | 16/20 | 2/5 |
| Opponents | 0/0 | 9/10 | 7/8 | 14/16 | 7/7 |

Succop: (23G,26G,52G,52N)(40G,41G,26G)(24G,37G,47G,35G)(45G)(48G,32G,40G,48G,23G)(43G,23G,46G,53N,47G)(48G)(48N,44G)(48B,44G)(29G,45G) (40N,43G) (58N)(40G,31G,50G)(25G,37G,45N,27G) (25G,39G,38G) OPP: (20G,52G,52G,43G)(43G)(50G,40G,33G)(41G) (36G,25G,52G)(31G,47G,54G)(30G,49G)(41G,28G, 50G,26G) (26G,28G,42G)(23G,48N,27N,42G)(47G,23G, 40N,32G,35G) (38G,48G,28G,50G,48G,45G)(36N)(41G)

SACKS Morgan 7.5, Orakpo 7, Casey 6, Woodyard 5, Walden 4, D. Jones 3.5, Williamson 3, Brown 1.5, Klug 1.5, Cyprien 1, A. Johnson 1, King 1, (group) 1
Titans 43, Opponents 35

TACKLES (Solo-Assists-Total) Woodyard 104-68-172, Williamson 70-55-125, Byard 64-23-87, Ryan 54-19-73, Casey 60-12-72, Jackson 58-9-67, Brown 42-25-67, Cyprien 46-19-65, Orakpo 39-21-60, Walden 29-15-44, Morgan 23-17-40, Jones 24-12-36, Sims 28-5-33, Johnson 20-12-32, Searcy 22-5-27, Williams 16-10-26, Klug 15-11-26, Riley 8-5-13, Smith 10-1-11, Dodd 7-4-11, McCain 7-4-11, King 3-1-4, Palmer 1-2-3
Team Totals: 750-355-1105

USUAL STARTING LINEUP

OFFENSE
WR Rishard Matthews (18)
TE Delanie Walker (82)
LT Taylor Lewan (77)
LG Quinton Spain (67)
C Ben Jones (60)
RG Josh Kline (64)
RT Jack Conklin (78)
TE Jonnu Smith (81)
WR Corey Davis (84)
QB Marcus Mariota (8)
RB DeMarco Murray (29)

DEFENSE
DE DaQuan Jones (90)
NT Sylvester Williams (96)
DT Jurrell Casey (99)
OLB Derrick Morgan (91)
ILB Wesley Woodyard (59)
ILB Avery Williamson (54)
OLB Brian Orakpo (98)
CB Adoree' Jackson (25)
SS Johnathan Cyprien (37)
FS Kevin Byard (31)
CB Logan Ryan (26)

SPECIALISTS
K Ryan Succop (4)
P Brett Kern (6)
KR/PR Adoree' Jackson (25)

Pro Bowl All-Pro

GM: Jon Robinson; Head Coach: Mike Mularkey
Asst. Coaches: Dick LeBeau (asst. HC/def. coord.), Terry Robiskie (off. coord.), Craig Aukerman (asst. ST), Brandon Blaney (def. asst.), Sylvester Croom (RB), Nick Eason (DL), Russ Grimm (OL), Steve Hoffman (ST), Frisman Jackson (WR), Steve Jackson (asst. secondary), Tom Kanavy (asst. strength and cond.), Jason Michael (QB), Taylor Porter (asst. strength and cond. asst.), Arthur Smith (TE), Lou Spanos (LB), Luke Steckel (asst. WR), Mike Sullivan (asst. OL), Deshea Townsend (secondary), Steve Watterson (asst. HC/ strength and cond.), Keith Willis (asst. DL)

| AMERICAN FOOTBALL CONFERENCE STANDINGS | | | | |
|--|----|----|---|------|
| AFC EAST | W | L | T | Pct |
| New England | 13 | 3 | 0 | .813 |
| * Buffalo | 9 | 7 | 0 | .563 |
| Miami | 6 | 10 | 0 | .375 |
| New York Jets | 5 | 11 | 0 | .313 |
| AFC NORTH | W | L | T | Pct |
| Pittsburgh | 13 | 3 | 0 | .813 |
| Baltimore | 9 | 7 | 0 | .563 |
| Cincinnati | 7 | 9 | 0 | .438 |
| Cleveland | 0 | 16 | 0 | .000 |
| AFC SOUTH | W | L | T | Pct |
| Jacksonville | 10 | 6 | 0 | .625 |
| * Tennessee | 9 | 7 | 0 | .563 |
| Indianapolis | 4 | 12 | 0 | .250 |
| Houston | 4 | 12 | 0 | .250 |
| AFC WEST | W | L | T | Pct |
| Kansas City | 10 | 6 | 0 | .625 |
| Los Angeles Chargers | 9 | 7 | 0 | .563 |
| Oakland | 6 | 10 | 0 | .375 |
| Denver | 5 | 11 | 0 | .313 |

| NATIONAL FOOTBALL CONFERENCE STANDINGS | | | | |
|--|----|----|---|------|
| NFC EAST | W | L | T | Pct |
| Philadelphia | 13 | 3 | 0 | .813 |
| Dallas | 9 | 7 | 0 | .563 |
| Washington | 7 | 9 | 0 | .438 |
| New York Giants | 3 | 13 | 0 | .188 |
| NFC NORTH | W | L | T | Pct |
| Minnesota | 13 | 3 | 0 | .813 |
| Detroit | 9 | 7 | 0 | .563 |
| Green Bay | 7 | 9 | 0 | .438 |
| Chicago | 5 | 11 | 0 | .313 |
| NFC SOUTH | W | L | T | Pct |
| New Orleans | 11 | 5 | 0 | .688 |
| * Carolina | 11 | 5 | 0 | .688 |
| * Atlanta | 10 | 6 | 0 | .625 |
| Tampa Bay | 5 | 11 | 0 | .313 |
| NFC WEST | W | L | T | Pct |
| Los Angeles Rams | 11 | 5 | 0 | .688 |
| Seattle | 9 | 7 | 0 | .563 |
| Arizona | 8 | 8 | 0 | .500 |
| San Francisco | 6 | 10 | 0 | .375 |

* Wild Card for Playoffs

2016 SEASON (9-7 REGULAR SEASON, 0-0 PLAYOFFS) • 2ND PLACE AFC SOUTH

| DATE | OPPONENT | SCORE | W/L | ATT |
|-------|-----------------|-------|-----|--------|
| 09/11 | MINNESOTA | 16-25 | L | 63,816 |
| 09/18 | at Detroit | 16-15 | W | 58,466 |
| 09/25 | OAKLAND | 10-17 | L | 62,370 |
| 10/02 | at Houston | 20-27 | L | 71,815 |
| 10/09 | at Miami | 30-17 | W | 64,425 |
| 10/16 | CLEVELAND | 28-26 | W | 60,897 |
| 10/23 | INDIANAPOLIS | 26-34 | L | 65,470 |
| 10/27 | JACKSONVILLE | 36-22 | W | 61,619 |
| 11/06 | at San Diego | 35-43 | L | 52,281 |
| 11/13 | GREEN BAY | 47-25 | W | 69,116 |
| 11/20 | at Indianapolis | 17-24 | L | 65,048 |
| 11/27 | at Chicago | 27-21 | W | 59,494 |
| 12/11 | DENVER | 13-10 | W | 68,780 |
| 12/18 | at Kansas City | 19-17 | W | 68,084 |
| 12/24 | at Jacksonville | 17-38 | L | 59,621 |
| 01/01 | HOUSTON | 24-17 | W | 65,205 |

| | TITANS | OPP |
|--------------------|----------|----------|
| Total First Downs | 322 | 324 |
| Rushing | 115 | 70 |
| Passing | 175 | 227 |
| Penalty | 32 | 27 |
| 3rd Down: Made/Att | 100/217 | 77/210 |
| 3rd Down Pct. | 46.1 | 36.7 |
| 4th Down: Made/Att | 4/11 | 12/22 |
| 4th Down Pct. | 36.4 | 54.5 |
| Possession Avg. | 30:32 | 29:28 |
| Total Net Yards | 5728 | 5720 |
| Avg. Per Game | 358.0 | 357.5 |
| Total Plays | 1008 | 1031 |
| Avg. Per Play | 5.7 | 5.5 |
| Net Yards Rushing | 2187 | 1413 |
| Avg. Per Game | 136.7 | 88.3 |
| Total Rushes | 476 | 356 |
| Net Yards Passing | 3541 | 4307 |
| Avg. Per Game | 221.3 | 269.2 |
| Sacked/Yards Lost | 28/179 | 40/278 |
| Gross Yards | 3720 | 4585 |
| Att./Completions | 504/307 | 635/388 |
| Completion Pct. | 60.9 | 61.1 |
| Had Intercepted | 11 | 12 |
| Punts/Average | 77/44.2 | 72/46.7 |
| Net Punting Avg. | 77/38.6 | 72/40.9 |
| Penalties/Yards | 110/1012 | 137/1191 |
| Fumbles/Ball Lost | 17/7 | 12/6 |
| Touchdowns | 46 | 43 |
| Rushing | 16 | 10 |
| Passing | 29 | 25 |
| Returns | 1 | 8 |

| BY PERIODS | 1 | 2 | 3 | 4 | OT | PTS |
|------------|----|-----|----|-----|----|-----|
| Team | 77 | 149 | 59 | 96 | 0 | 381 |
| Opponents | 97 | 95 | 75 | 111 | 0 | 378 |

| SCORING | TD | RU | PA | RT | PAT | FG | S | TP |
|-------------|----|----|----|----|-------|-------|---|-----|
| Succop | 0 | 0 | 0 | 0 | 39/41 | 22/24 | 0 | 105 |
| Murray | 12 | 9 | 3 | 0 | 0 | 0 | 0 | 72 |
| Matthews | 9 | 0 | 9 | 0 | 0 | 0 | 0 | 54 |
| Walker | 7 | 0 | 7 | 0 | 0 | 0 | 0 | 42 |
| Henry | 5 | 5 | 0 | 0 | 0 | 0 | 0 | 30 |
| Wright | 3 | 0 | 3 | 0 | 0 | 0 | 0 | 18 |
| Fasano | 2 | 0 | 2 | 0 | 0 | 0 | 0 | 12 |
| An. Johnson | 2 | 0 | 2 | 0 | 0 | 0 | 0 | 12 |
| Mariota | 2 | 2 | 0 | 0 | 0 | 0 | 0 | 12 |
| Sharpe | 2 | 0 | 2 | 0 | 0 | 0 | 0 | 12 |
| D. Jones | 1 | 0 | 0 | 1 | 0 | 0 | 0 | 6 |
| Lewan | 1 | 0 | 1 | 0 | 0 | 0 | 0 | 6 |
| Team | 46 | 16 | 29 | 1 | 39/41 | 22/24 | 0 | 381 |
| Opponents | 43 | 10 | 25 | 8 | 35/40 | 27/32 | 1 | 378 |

2-Pt Conversions: TM 0-5, OPP 1-3

FUM/Lost: Mariota 9/5, Murray 3/1, Mariani 2/0, Cassel 1/0, Matthews 1/1, Walker 1/0

| RUSHING | No | Yds | Avg | Lg | TD |
|-----------|-----|------|------|-----|----|
| Murray | 293 | 1287 | 4.4 | 75t | 9 |
| Henry | 110 | 490 | 4.5 | 22 | 5 |
| Mariota | 60 | 349 | 5.8 | 41 | 2 |
| Andrews | 2 | 15 | 7.5 | 9 | 0 |
| Mariani | 1 | 15 | 15.0 | 15 | 0 |
| Wright | 1 | 15 | 15.0 | 15 | 0 |
| Walker | 2 | 11 | 5.5 | 8 | 0 |
| Cassel | 4 | 3 | 0.8 | 3 | 0 |
| Fowler | 1 | 3 | 3.0 | 3 | 0 |
| Sharpe | 1 | 1 | 1.0 | 1 | 0 |
| Blake | 1 | -2 | -2.0 | -2 | 0 |
| Team | 476 | 2187 | 4.6 | 75t | 16 |
| Opponents | 356 | 1413 | 4.0 | 68t | 10 |

| PASSING | Att | Cmp | Pct | Yards | Yds/Att | TD | Int | Lg | Sk/Yds | Rating |
|-----------|-----|-----|------|-------|---------|----|-----|-----|--------|--------|
| Mariota | 451 | 276 | 3426 | 61.2 | 7.60 | 26 | 9 | 60 | 23/156 | 95.6 |
| Cassel | 51 | 30 | 284 | 58.8 | 5.57 | 2 | 2 | 50 | 5/23 | 71.0 |
| Murray | 2 | 1 | 10 | 50.0 | 5.00 | 1 | 0 | 10t | 0/0 | 104.2 |
| Team | 504 | 307 | 3720 | 60.9 | 7.38 | 29 | 11 | 60 | 28/179 | 93.7 |
| Opponents | 635 | 388 | 4585 | 61.1 | 7.22 | 25 | 12 | 58 | 40/278 | 88.3 |

| RECEIVING | No | Yds | Avg | Lg | TD |
|-------------|-----|------|------|-----|----|
| Matthews | 65 | 945 | 14.5 | 60 | 9 |
| Walker | 65 | 800 | 12.3 | 47 | 7 |
| Murray | 53 | 377 | 7.1 | 35 | 3 |
| Sharpe | 41 | 522 | 12.7 | 34t | 2 |
| Wright | 29 | 416 | 14.3 | 48t | 3 |
| Douglas | 15 | 210 | 14.0 | 35 | 0 |
| Henry | 13 | 137 | 10.5 | 29 | 0 |
| An. Johnson | 9 | 85 | 9.4 | 20 | 2 |
| Fasano | 8 | 83 | 10.4 | 17 | 2 |
| Supernaw | 4 | 62 | 15.5 | 30 | 0 |
| Amaro | 3 | 59 | 19.7 | 26 | 0 |
| Fowler | 1 | 14 | 14.0 | 14 | 0 |
| Lewan | 1 | 10 | 10.0 | 10t | 1 |
| Team | 307 | 3720 | 12.1 | 60 | 29 |
| Opponents | 388 | 4585 | 11.8 | 58 | 25 |

| INTERCEPTIONS | No | Yds | Avg | Lg | TD |
|---------------|----|-----|------|-----|----|
| Cox | 3 | 3 | 1.0 | 3 | 0 |
| McCain | 2 | 33 | 16.5 | 33 | 0 |
| McCourtly | 2 | 7 | 3.5 | 6 | 0 |
| Woodyard | 1 | 21 | 21.0 | 21 | 0 |
| Stafford | 1 | 4 | 4.0 | 4 | 0 |
| Searcy | 1 | 0 | 0.0 | 0 | 0 |
| Sims | 1 | 0 | 0.0 | 0 | 0 |
| Williamson | 1 | 0 | 0.0 | 0 | 0 |
| Team | 12 | 68 | 5.7 | 33 | 0 |
| Opponents | 11 | 203 | 18.5 | 77t | 3 |

| PUNTING | No | Yds | Avg | Net | TB | In | Lg | B |
|-----------|----|------|------|------|----|----|----|---|
| Kern | 77 | 3402 | 44.2 | 38.6 | 4 | 32 | 71 | 0 |
| Team | 77 | 3402 | 44.2 | 38.6 | 4 | 32 | 71 | 0 |
| Opponents | 72 | 3360 | 46.7 | 40.9 | 9 | 22 | 72 | 0 |

| PUNT RETURNS | No | FC | Yds | Avg | Lg | TD |
|--------------|----|----|-----|-----|-----|----|
| Mariani | 29 | 22 | 235 | 8.1 | 18 | 0 |
| Blake | 1 | 0 | 1 | 1.0 | 1 | 0 |
| Team | 30 | 22 | 236 | 7.9 | 18 | 0 |
| Opponents | 36 | 27 | 347 | 9.6 | 74t | 2 |

| KICKOFF RETURNS | No | Yds | Avg | Lg | TD |
|-----------------|----|-----|------|----|----|
| Mariani | 26 | 560 | 21.5 | 37 | 0 |
| Andrews | 4 | 37 | 9.3 | 17 | 0 |
| Wright | 3 | 32 | 10.7 | 15 | 0 |
| Team | 33 | 629 | 19.1 | 37 | 0 |
| Opponents | 21 | 462 | 22.0 | 61 | 0 |

| FIELD GOALS | 1-19 | 20-29 | 30-39 | 40-49 | 50+ |
|-------------|------|-------|-------|-------|-----|
| Succop | 1/1 | 4/4 | 6/6 | 8/8 | 3/5 |
| Team | 1/1 | 4/4 | 6/6 | 8/8 | 3/5 |
| Opponents | 0/0 | 7/7 | 9/10 | 6/9 | 5/6 |

TEAM/Succop: (28G) (51N,46G) (34G) (48G,26G) (40G) (58N) (48G,44G) (32G,22G,33G) () (51G,23G) (47G) (19G,31G) (53G,41G) (39G,53G) (42G) (35G)
OPP: (37N,56N,50G,33G,45G,30G) (42G,27G) (52G) (53G,48N,45G) (24G) (45G,37G) (28G,33G) () (32G,23G, 36G) (29G,38G) (42N,49G) () (34G) (34G) (29G,48G,56G,50G) (45N,26G)

SACKS
Orakpo 10.5, Morgan 9, Casey 5, Spence 3, Williamson 2, Woodyard 2, D. Jones 1.5, Klug 1.5, Byard 1, Dodd 1, Stafford 1, Wallace 1, (team) 1, Au. Johnson 0.5
Titans 40, Opponents 28

TACKLES (Solo-Assists-Total)
Williamson 76-73-149, Woodyard 52-36-88, Spence 41-36-77, McCourtly 56-8-64, Byard 42-21-63, Stafford 42-16-58, Orakpo 40-15-55, Searcy 39-12-51, Casey 38-13-51, Morgan 29-21-50, R. Johnson 33-15-48, McCain 37-7-44, Blake 32-5-37, Cox 33-3-36, Jones 18-11-29, Klug 14-11-25, Sims 17-1-18, Woods 11-6-17, Bass 8-8-16, Au. Johnson 13-2-15, Wallace 9-6-15, Blackson 7-7-14, Dodd 6-3-9, Palmer 2-0-2, An. Woods 2-0-2, Abdesmad 1-0-1, Reed 1-0-1, team 1-0-1
Team Totals: 700-336-1,036

| USUAL STARTING LINEUP | |
|-----------------------|-----------------------|
| OFFENSE | |
| WR | Rishard Matthews (18) |
| TE | Delanie Walker (82) |
| LT | Taylor Lewan (77) |
| LG | Quinton Spain (67) |
| C | Ben Jones (60) |
| RG | Josh Kline (64) |
| RT | Jack Conklin (78) |
| TE | Anthony Fasano (80) |
| WR | Tajae Sharpe (19) |
| QB | Marcus Mariota (8) |
| RB | DeMarco Murray (29) |

| | |
|---------|--|
| DEFENSE | |
| DE | DaQuan Jones (90) |
| NT | Al Woods (96) |
| DT | Jurrell Casey (99) |
| OLB | Derrick Morgan (91)/David Bass (51) |
| ILB | Wesley Woodyard (59)/Sean Spence (55) |
| ILB | Avery Williamson (54) |
| OLB | Brian Orakpo (98) |
| CB | Jason McCourtly (30) |
| SS | Da'Norris Searcy (21) |
| FS | Rashad Johnson (25)/Kevin Byard (31)/Daimion Stafford (24) |
| CB | Brice McCain (23)/Perrish Cox (20) |

| | |
|-------------|-------------------|
| SPECIALISTS | |
| K | Ryan Succop (4) |
| P | Brett Kern (6) |
| KR/PR | Marc Mariani (87) |

Pro Bowl [All-Pro](#)

GM: Jon Robinson; Head Coach: Mike Mularkey
Asst. Coaches: Dick LeBeau (asst. HC/def. coord.), Terry Robiskie (off. coord.), Bobby April (ST coord.), Brandon Blaney (def. asst.), Bob Bratkowski (WR), Sylvester Croom (RB), Nick Eason (DL), Russ Grimm (OL), Steve Hoffman (ST asst.), Steve Jackson (asst. secondary), Jason Michael (QB), Arthur Smith (TE), Lou Spanos (LB), Luke Steckel (off. asst.), Mike Sullivan (asst. OL), Deshea Townsend (second-ary), Jason Tucker (asst. WR), Steve Watterson (asst. HC/ strength and cond.), Keith Willis (asst. DL)
* April - special teams coordinator first four games; Hoffman - special teams assistant first four games, special teams co-ordinator final 12 games

| AMERICAN FOOTBALL CONFERENCE STANDINGS | | | | |
|--|----|----|---|------|
| AFC EAST | W | L | T | Pct |
| New England | 14 | 2 | 0 | .875 |
| * Miami | 10 | 6 | 0 | .625 |
| Buffalo | 7 | 9 | 0 | .438 |
| New York Jets | 5 | 11 | 0 | .313 |
| AFC NORTH | W | L | T | Pct |
| Pittsburgh | 11 | 5 | 0 | .688 |
| Baltimore | 8 | 8 | 0 | .500 |
| Cincinnati | 6 | 9 | 1 | .406 |
| Cleveland | 1 | 15 | 0 | .063 |
| AFC SOUTH | W | L | T | Pct |
| Houston | 9 | 7 | 0 | .563 |
| Tennessee | 9 | 7 | 0 | .563 |
| Indianapolis | 8 | 8 | 0 | .500 |
| Jacksonville | 3 | 13 | 0 | .188 |
| AFC WEST | W | L | T | Pct |
| Kansas City | 12 | 4 | 0 | .750 |
| * Oakland | 12 | 4 | 0 | .750 |
| Denver | 9 | 7 | 0 | .563 |
| San Diego | 5 | 11 | 0 | .313 |

| NATIONAL FOOTBALL CONFERENCE STANDINGS | | | | |
|--|----|----|---|------|
| NFC EAST | W | L | T | Pct |
| Dallas | 13 | 3 | 0 | .813 |
| * New York Giants | 11 | 5 | 0 | .688 |
| Washington | 8 | 7 | 1 | .531 |
| Philadelphia | 7 | 9 | 0 | .438 |
| NFC NORTH | W | L | T | Pct |
| Green Bay | 10 | 6 | 0 | .625 |
| * Detroit | 9 | 7 | 0 | .563 |
| Minnesota | 8 | 8 | 0 | .500 |
| Chicago | 3 | 13 | 0 | .188 |
| NFC SOUTH | W | L | T | Pct |
| Atlanta | 11 | 5 | 0 | .688 |
| Tampa Bay | 9 | 7 | 0 | .563 |
| New Orleans | 7 | 9 | 0 | .438 |
| Carolina | 6 | 10 | 0 | .375 |
| NFC WEST | W | L | T | Pct |
| Seattle | 10 | 5 | 1 | .656 |
| Arizona | 7 | 8 | 1 | .469 |
| Los Angeles | 4 | 12 | 0 | .250 |
| San Francisco | 2 | 14 | 0 | .125 |

* Wild Card for Playoffs

2015 SEASON (3-13 REGULAR SEASON, 0-0 PLAYOFFS) • 4TH PLACE AFC SOUTH

| DATE | OPPONENT | SCORE | W/L | ATT |
|-------|------------------|----------|-----|--------|
| 09/13 | at Tampa Bay | W 42-14 | | 63,945 |
| 09/20 | at Cleveland | L 14-28 | | 67,431 |
| 09/27 | INDIANAPOLIS | L 33-25 | | 65,920 |
| 10/11 | BUFFALO | L 13-14 | | 65,670 |
| 10/18 | MIAMI | L 10-38 | | 62,342 |
| 10/25 | ATLANTA | L 7-10 | | 63,329 |
| 11/01 | at Houston | L 6-20 | | 71,630 |
| 11/08 | at New Orleans | W 34-28* | | 73,075 |
| 11/15 | CAROLINA | L 10-27 | | 63,591 |
| 11/19 | at Jacksonville | L 13-19 | | 60,121 |
| 11/29 | OAKLAND | L 21-24 | | 58,075 |
| 12/06 | JACKSONVILLE | W 42-39 | | 57,355 |
| 12/13 | at New York Jets | L 8-30 | | 78,160 |
| 12/20 | at New England | L 16-33 | | 66,829 |
| 12/27 | HOUSTON | L 6-34 | | 62,153 |
| 01/03 | at Indianapolis | L 24-30 | | 65,733 |

| | TITANS | OPP |
|--------------------|---------|---------|
| Total First Downs | 298 | 317 |
| Rushing | 66 | 101 |
| Passing | 195 | 192 |
| Penalty | 37 | 24 |
| 3rd Down: Made/Att | 64/201 | 92/216 |
| 3rd Down Pct. | 31.8 | 42.6 |
| 4th Down: Made/Att | 7/15 | 4/12 |
| 4th Down Pct. | 46.7 | 33.3 |
| Possession Avg. | 29:25 | 30:35 |
| Total Net Yards | 4988 | 5475 |
| Avg. Per Game | 311.8 | 342.2 |
| Total Plays | 976 | 1003 |
| Avg. Per Play | 5.1 | 5.5 |
| Net Yards Rushing | 1485 | 1797 |
| Avg. Per Game | 92.8 | 112.3 |
| Total Rushes | 371 | 462 |
| Net Yards Passing | 3503 | 3678 |
| Avg. Per Game | 218.9 | 229.9 |
| Sacked/Yards Lost | 54/390 | 39/271 |
| Gross Yards | 3893 | 3949 |
| Att./Completions | 551/342 | 502/319 |
| Completion Pct. | 62.1 | 63.5 |
| Had Intercepted | 17 | 11 |
| Punts/Average | 88/47.4 | 74/48.2 |
| Net Punting Avg. | 88/40.3 | 74/43.0 |
| Penalties/Yards | 93/779 | 112/982 |
| Fumbles/Ball Lost | 25/16 | 16/8 |
| Touchdowns | 37 | 51 |
| Rushing | 10 | 11 |
| Passing | 25 | 34 |
| Returns | 2 | 6 |

| BY PERIODS | 1 | 2 | 3 | 4 | OT | PTS |
|------------|----|-----|----|-----|----|-----|
| Team | 67 | 71 | 84 | 71 | 6 | 299 |
| Opponents | 96 | 127 | 75 | 125 | 0 | 423 |

| SCORING | TD | RU | PA | RT | PAT | FG | S | TP |
|---------------|----|----|----|----|-------|-------|---|-----|
| Succop | 0 | 0 | 0 | 0 | 29/31 | 14/16 | 0 | 71 |
| Walker | 6 | 0 | 6 | 0 | | | 0 | 38 |
| Green-Beckham | 4 | 0 | 4 | 0 | | | 0 | 26 |
| Andrews | 3 | 3 | 0 | 0 | | | 0 | 18 |
| Mariota | 3 | 2 | 1 | 0 | | | 0 | 18 |
| Wright | 3 | 0 | 3 | 0 | | | 0 | 18 |
| McCluster | 2 | 1 | 1 | 0 | | | 0 | 14 |
| Douglas | 2 | 0 | 2 | 0 | | | 0 | 12 |
| Fasano | 2 | 0 | 2 | 0 | | | 0 | 12 |
| Fowler | 2 | 1 | 1 | 0 | | | 0 | 12 |
| Sankey | 2 | 1 | 1 | 0 | | | 0 | 12 |
| Stevens | 2 | 0 | 2 | 0 | | | 0 | 12 |
| Cobb | 1 | 1 | 0 | 0 | | | 0 | 6 |
| Hunter | 1 | 0 | 1 | 0 | | | 0 | 6 |
| McBride | 1 | 0 | 1 | 0 | | | 0 | 6 |
| Mettenberger | 1 | 1 | 0 | 0 | | | 0 | 6 |
| Sensabaugh | 1 | 0 | 0 | 1a | | | 0 | 6 |
| Woodyard | 1 | 0 | 0 | 1b | | | 0 | 6 |
| Team | 37 | 10 | 25 | 2 | 29/31 | 14/16 | 0 | 299 |
| Opponents | 51 | 11 | 34 | 6 | 48/50 | 23/27 | 0 | 423 |

2-Pt Conversions: Green-Beckham, McCluster, Walker, TM
3-5, OPP 0-1

FUM/Lost: Mariota 10/6, Mettenberger 4/2, Douglas 2/1,
McCluster 2/2, Sankey 2/1, West(TM) 2/2, Andrews 1/1, Gallik
1/0, Supernaw 1/1

| RUSHING | No | Yds | Avg | Lg | TD |
|-----------|-----|-----|-----|-----|----|
| Andrews | 143 | 520 | 3.6 | 38 | 3 |
| Mariota | 34 | 252 | 7.4 | 87t | 2 |
| McCluster | 55 | 247 | 4.5 | 44 | 1 |
| Sankey | 47 | 193 | 4.1 | 16 | 1 |
| Cobb | 52 | 146 | 2.8 | 12 | 1 |

| PASSING | Att | Cmp | Pct | Yards | Yds/Att | TD | Int | Lg | Sk/Yds | Rating |
|--------------|-----|-----|-------|-------|---------|----|-----|-----|--------|--------|
| Mariota | 370 | 230 | 62.2 | 2818 | 7.62 | 19 | 10 | 61t | 38/258 | 91.5 |
| Mettenberger | 166 | 101 | 60.8 | 935 | 5.63 | 4 | 7 | 57t | 13/98 | 66.7 |
| Tanne | 14 | 10 | 71.4 | 99 | 7.07 | 1 | 0 | 29 | 3/34 | 114.9 |
| Andrews | 1 | 1 | 100.0 | 41 | 41.00 | 1 | 0 | 41t | 0/0 | 158.3 |
| Team | 551 | 342 | 62.1 | 3893 | 7.07 | 25 | 17 | 61t | 54/390 | 85.5 |
| Opponents | 502 | 319 | 63.5 | 3949 | 7.87 | 34 | 11 | 69t | 39/271 | 101.3 |

| | | | | | |
|--------------|-----|------|------|-----|----|
| West | 16 | 51 | 3.2 | 12 | 0 |
| Walker | 1 | 36 | 36.0 | 36 | 0 |
| Wright | 5 | 17 | 3.4 | 13 | 0 |
| Fowler | 7 | 13 | 1.9 | 3 | 1 |
| McBride | 1 | 8 | 8.0 | 8 | 0 |
| Mettenberger | 9 | 8 | 0.9 | 5t | 1 |
| Douglas | 1 | -6 | -6.0 | -6 | 0 |
| Team | 371 | 1485 | 4.0 | 87t | 10 |
| Opponents | 462 | 1797 | 3.9 | 32 | 11 |

| RECEIVING | No | Yds | Avg | Lg | TD |
|---------------|-----|------|------|-----|----|
| Walker | 94 | 1088 | 11.6 | 61t | 6 |
| Douglas | 36 | 411 | 11.4 | 51 | 2 |
| Wright | 36 | 408 | 11.3 | 52t | 3 |
| Green-Beckham | 32 | 549 | 17.2 | 47t | 4 |
| McCluster | 31 | 260 | 8.4 | 35 | 1 |
| Fasano | 26 | 289 | 11.1 | 33 | 2 |
| Hunter | 22 | 264 | 12.0 | 29 | 1 |
| Andrews | 21 | 174 | 8.3 | 23 | 0 |
| Sankey | 14 | 139 | 9.9 | 30 | 1 |
| Stevens | 12 | 121 | 10.1 | 27 | 2 |
| Fowler | 5 | 44 | 8.8 | 19 | 1 |
| Coffman | 4 | 42 | 10.5 | 16 | 0 |
| Supernaw | 3 | 32 | 10.7 | 16 | 0 |
| Turzilli | 2 | 25 | 12.5 | 18 | 0 |
| McBride | 2 | 8 | 4.0 | 7 | 1 |
| Mariota | 1 | 41 | 41.0 | 41t | 1 |
| Cobb | 1 | -2 | -2.0 | -2 | 0 |
| Team | 342 | 3893 | 11.4 | 61t | 25 |
| Opponents | 319 | 3949 | 12.4 | 69t | 34 |

| INTERCEPTIONS | No | Yds | Avg | Lg | TD |
|---------------|----|-----|------|-----|----|
| Brown | 2 | 45 | 22.5 | 45 | 0 |
| Sensabaugh | 2 | 42 | 21.0 | 26t | 1 |
| Griffin | 1 | 29 | 29.0 | 29 | 0 |
| Cox | 1 | 27 | 27.0 | 27 | 0 |
| Bass | 1 | 8 | 8.0 | 8 | 0 |
| Mount | 1 | 8 | 8.0 | 8 | 0 |
| Searcy | 1 | 5 | 5.0 | 5 | 0 |
| Webb | 1 | 0 | 0.0 | 0 | 0 |
| Williamson | 1 | 0 | 0.0 | 0 | 0 |
| Team | 11 | 164 | 14.9 | 45 | 1 |
| Opponents | 17 | 263 | 15.5 | 69t | 3 |

| PUNTING | No | Yds | Avg | Net | TB | In | Lg | B |
|-----------|----|------|------|------|----|----|----|---|
| Kern | 88 | 4175 | 47.4 | 40.3 | 1 | 34 | 61 | 0 |
| Team | 88 | 4175 | 47.4 | 40.3 | 1 | 34 | 61 | 0 |
| Opponents | 74 | 3568 | 48.2 | 43.0 | 4 | 24 | 65 | 0 |

| PUNT RETURNS | No | FC | Yds | Avg | Lg | TD |
|--------------|----|----|-----|------|-----|----|
| McCluster | 24 | 15 | 217 | 9.0 | 37 | 0 |
| Douglas | 11 | 2 | 73 | 6.6 | 18 | 0 |
| Cox | 3 | 0 | 17 | 5.7 | 9 | 0 |
| Team | 38 | 17 | 307 | 8.1 | 37 | 0 |
| Opponents | 47 | 23 | 605 | 12.9 | 78t | 1 |

| KICKOFF RETURNS | No | Yds | Avg | Lg | TD |
|-----------------|----|-----|------|----|----|
| McCluster | 13 | 285 | 21.9 | 32 | 0 |
| McBride | 10 | 190 | 19.0 | 31 | 0 |
| Sankey | 9 | 192 | 21.3 | 34 | 0 |
| Andrews | 1 | 13 | 13.0 | 13 | 0 |
| Team | 33 | 680 | 20.6 | 34 | 0 |
| Opponents | 22 | 599 | 27.2 | 75 | 0 |

| FIELD GOALS | 1-19 | 20-29 | 30-39 | 40-49 | 50+ |
|-------------|------|-------|-------|-------|-----|
| Succop | 0/0 | 3/3 | 3/3 | 7/7 | 1/3 |
| Team | 0/0 | 3/3 | 3/3 | 7/7 | 1/3 |
| Opponents | 1/1 | 6/6 | 9/9 | 6/9 | 1/2 |

TEAM/Succop: () () (38G,21G) (21G,41G) (37G) () (35G,44G)
(51G,29G,55N) (45G) (47G,49G,53N) () () (49G) () (49G)
OPP: () () () (30G) (27G,47N) (38G,24G) (46B) (48G,
19G) (31G,32G,20G,36G) (24G) () (53N,47G,27G,42G)
(43G,48N,38G,42G,32G) (22G,36G) (49G,52G,35G)

SACKS
Casey 7, Orakpo 7, Woodyard 5, Morgan 4.5, Klug 4, Williamson
3.5, Blackson 2.5, Bass 1.5, Griffin 1, Stafford 1, Tavai 1, Brown
0.5, Searcy 0.5
Titans 39, Opponents 54

TACKLES (Solo-Assists-Total)
Williamson 79-58-137, Woodyard 70-40-110, Griffin 67-34-101,
Brown 65-33-98, Casey 48-38-86, Jones 45-22-67, Orakpo 44-
20-64, Sensabaugh 42-16-58, Searcy 41-13-54, Bass 23-19-42,
Morgan 20-14-34, Cox 26-5-31, Woods 14-17-31, Klug 13-13-26,
Webb 20-2-22, Stafford 16-4-20, Blackson 10-9-19, Hill 7-12-19,
Wreh-Wilson 16-1-17, McCourty 10-6-16, Riggs 6-0-6, Huff 5-1-6,
Pitouta 2-2-4, Tavai 2-1-3, Martin 1-2-3, Johnson 1-1-2, Mount
0-1-1
Team Totals: 692-382-1,074

USUAL STARTING LINEUP
OFFENSE
WR Harry Douglas (83)
TE Delanie Walker (82)
LT Taylor Lewan (77)
LG Byron Bell (76)/Quinton Spain (60)
C Brian Schwenke (62)/Andy Gallik (69)
RG Chance Warmack (70)
RT Jeremiah Poutasi (73)/Byron Bell (76)
TE Craig Stevens (88)/Anthony Fasano (80)
WR Kendall Wright (13)
QB Marcus Mariota (8)
RB Antonio Andrews (26)

DEFENSE
DE DaQuan Jones (90)
NT Al Woods (96)/Sammie Hill (94)
DT Jurrell Casey (99)
OLB Derrick Morgan (91)/David Bass (51)
ILB Wesley Woodyard (59)
ILB Avery Williamson (54)
OLB Brian Orakpo (98)
CB Perrish Cox (29)
SS Da'Norris Searcy (21)
FS Michael Griffin (33)
CB Coty Sensabaugh (24)

SPECIALISTS
K Ryan Succop (8)
P Brett Kern (6)
KR/PR Dexter McCluster (22)

Pro Bowl All-Pro

GM: Ruston Webster; Head Coach: Ken Whisenhunt (first
seven games), Mike Mularkey (final nine games)
Asst. Coaches: Dick LeBeau (asst. HC/def.), Ray Horton
(def. coord.), Jason Michael (off. coord.), Steve Watterson
(strength and cond.), Bob Bostad (OL), Steve Brown (asst.
secondary), Louie Cioffi (secondary), Sylvester Croom (RB),
Nick Eason (asst. DL), Steve Hoffman (ST asst.), Shawn
Jefferson (WR), Nate Kaczor (ST), Cannon Matthews (qual.
ctl. coord. - def.), John McNulty (QB), Mike Mularkey (TE*),
Arthur Smith (asst. TE*), Giff Smith (DL), Lou Spanos (LB),
Luke Steckel (off. asst.), Mike Sullivan (asst. OL), Jason
Tucker (asst. WR)

* Mularkey - tight ends coach first seven games, head coach
final nine games; Smith - assistant tight ends coach first
seven games, tight ends coach final nine games

AMERICAN FOOTBALL CONFERENCE STANDINGS

| AFC EAST | W | L | T | Pct |
|---------------|----|----|---|------|
| New England | 12 | 4 | 0 | .750 |
| New York Jets | 10 | 6 | 0 | .625 |
| Buffalo | 8 | 8 | 0 | .500 |
| Miami | 6 | 10 | 0 | .375 |
| AFC NORTH | W | L | T | Pct |
| Cincinnati | 12 | 4 | 0 | .750 |
| * Pittsburgh | 10 | 6 | 0 | .625 |
| Baltimore | 5 | 11 | 0 | .313 |
| Cleveland | 3 | 13 | 0 | .188 |
| AFC SOUTH | W | L | T | Pct |
| Houston | 9 | 7 | 0 | .563 |
| Indianapolis | 8 | 8 | 0 | .500 |
| Jacksonville | 5 | 11 | 0 | .313 |
| Tennessee | 3 | 13 | 0 | .188 |
| AFC WEST | W | L | T | Pct |
| Denver | 12 | 4 | 0 | .750 |
| * Kansas City | 11 | 5 | 0 | .688 |
| Oakland | 7 | 9 | 0 | .438 |
| San Diego | 4 | 12 | 0 | .250 |

NATIONAL FOOTBALL CONFERENCE STANDINGS

| NFC EAST | W | L | T | Pct |
|-----------------|----|----|---|------|
| Washington | 9 | 7 | 0 | .563 |
| Philadelphia | 7 | 9 | 0 | .438 |
| New York Giants | 6 | 10 | 0 | .375 |
| Dallas | 4 | 12 | 0 | .250 |
| NFC NORTH | W | L | T | Pct |
| Minnesota | 11 | 5 | 0 | .688 |
| * Green Bay | 10 | 6 | 0 | .625 |
| Detroit | 7 | 9 | 0 | .438 |
| Chicago | 6 | 10 | 0 | .375 |
| NFC SOUTH | W | L | T | Pct |
| Carolina | 15 | 1 | 0 | .938 |
| Atlanta | 8 | 8 | 0 | .500 |
| New Orleans | 7 | 9 | 0 | .438 |
| Tampa Bay | 6 | 10 | 0 | .375 |
| NFC WEST | W | L | T | Pct |
| Arizona | 13 | 3 | 0 | .813 |
| * Seattle | 10 | 6 | 0 | .625 |
| St. Louis | 7 | 9 | 0 | .438 |
| San Francisco | 5 | 11 | 0 | .313 |

* Wild Card for Playoffs

2014 SEASON (2-14 REGULAR SEASON, 0-0 PLAYOFFS) • 4TH PLACE AFC SOUTH

| DATE | OPPONENT | SCORE | W/L | ATT |
|-------|-----------------|-------|-----|--------|
| 09/07 | at Kansas City | 26-10 | W | 73,569 |
| 09/14 | DALLAS | 10-26 | L | 69,143 |
| 09/21 | at Cincinnati | 7-33 | L | 56,743 |
| 09/28 | at Indianapolis | 17-41 | L | 64,757 |
| 10/05 | CLEVELAND | 28-29 | L | 69,143 |
| 10/12 | JACKSONVILLE | 16-14 | W | 69,143 |
| 10/19 | at Washington | 17-19 | L | 75,227 |
| 10/26 | HOUSTON | 16-30 | L | 69,143 |
| 11/09 | at Baltimore | 7-21 | L | 70,914 |
| 11/17 | PITTSBURGH | 24-27 | L | 69,143 |
| 11/23 | at Philadelphia | 24-43 | L | 69,596 |
| 11/30 | at Houston | 21-45 | L | 71,714 |
| 12/07 | NEW YORK GIANTS | 7-36 | L | 69,143 |
| 12/14 | NEW YORK JETS | 11-16 | L | 69,143 |
| 12/18 | at Jacksonville | 13-21 | L | 61,202 |
| 12/28 | INDIANAPOLIS | 10-27 | L | 69,143 |

| | TITANS | OPP |
|--------------------|---------|---------|
| Total First Downs | 258 | 357 |
| Rushing | 75 | 119 |
| Passing | 159 | 211 |
| Penalty | 24 | 27 |
| 3rd Down: Made/Att | 59/196 | 94/227 |
| 3rd Down Pct. | 30.1 | 41.4 |
| 4th Down: Made/Att | 6/17 | 5/11 |
| 4th Down Pct. | 35.3 | 45.5 |
| Possession Avg. | 27:31 | 32:29 |
| Total Net Yards | 4859 | 5968 |
| Avg. Per Game | 303.7 | 373.0 |
| Total Plays | 919 | 1099 |
| Avg. Per Play | 5.3 | 5.4 |
| Net Yards Rushing | 1447 | 2195 |
| Avg. Per Game | 90.4 | 137.2 |
| Total Rushes | 356 | 515 |
| Net Yards Passing | 3412 | 3773 |
| Avg. Per Game | 213.3 | 235.8 |
| Sacked/Yards Lost | 50/326 | 39/222 |
| Gross Yards | 3738 | 3995 |
| Att./Completions | 513/299 | 545/347 |
| Completion Pct. | 58.3 | 63.7 |
| Had Intercepted | 16 | 12 |
| Punts/Average | 89/46.3 | 73/46.0 |
| Net Punting Avg. | 89/40.8 | 73/41.2 |
| Penalties/Yards | 111/961 | 93/731 |
| Fumbles/Ball Lost | 23/10 | 7/4 |
| Touchdowns | 28 | 48 |
| Rushing | 6 | 17 |
| Passing | 20 | 28 |
| Returns | 2 | 3 |

| BY PERIODS | 1 | 2 | 3 | 4 | OT | PTS |
|------------|-----|-----|----|-----|----|-----|
| Team | 40 | 94 | 73 | 47 | 0 | 254 |
| Opponents | 105 | 110 | 97 | 126 | 0 | 438 |

| SCORING | TD | RU | PA | RT | PAT | FG | S | TP |
|---------------|----|----|----|----|-------|-------|---|-----|
| Succop | 0 | 0 | 0 | 0 | 27/27 | 19/22 | 0 | 84 |
| Wright | 6 | 0 | 6 | 0 | | | 0 | 36 |
| Walker | 4 | 0 | 4 | 0 | | | 0 | 24 |
| Hunter | 3 | 0 | 3 | 0 | | | 0 | 18 |
| Greene | 2 | 2 | 0 | 0 | | | 0 | 12 |
| Sankey | 2 | 2 | 0 | 0 | | | 0 | 12 |
| L. Washington | 2 | 0 | 2 | 0 | | | 0 | 12 |
| N. Washington | 2 | 0 | 2 | 0 | | | 0 | 12 |
| Battle | 1 | 1 | 0 | 0 | | | 0 | 6 |
| Coffman | 1 | 0 | 1 | 0 | | | 0 | 6 |
| Hagan | 1 | 0 | 1 | 0 | | | 0 | 6 |
| Huff | 1 | 0 | 0 | 1b | | | 0 | 6 |
| Locker | 1 | 1 | 0 | 0 | | | 0 | 6 |
| McCluster | 1 | 0 | 1 | 0 | | | 0 | 6 |
| McCourtly | 1 | 0 | 0 | 1a | | | 0 | 6 |
| Team | 28 | 6 | 20 | 2 | 27/27 | 19/22 | 1 | 254 |
| Opponents | 48 | 17 | 28 | 3 | 47/47 | 33/39 | 2 | 438 |

2-Pt Conversions: TM 0-1, OPP 0-1

FUM/Lost: Mettenberger 4/2, Locker 3/1, L. Washington 3/1, Whitehurst 3/0, Sankey 2/2, Spencer 2/0, Walker 2/0, Greene 1/1, McCluster 1/1, Schwenke 1/1, Wright 1/1

| RUSHING | No | Yds | Avg | Lg | TD |
|---------------|-----|-----|------|----|----|
| Sankey | 152 | 569 | 3.7 | 22 | 2 |
| Greene | 94 | 392 | 4.2 | 52 | 2 |
| Locker | 22 | 142 | 6.5 | 29 | 1 |
| McCluster | 40 | 131 | 3.3 | 16 | 0 |
| Whitehurst | 20 | 90 | 4.5 | 23 | 0 |
| L. Washington | 13 | 57 | 4.4 | 16 | 0 |
| Wright | 4 | 54 | 13.5 | 38 | 0 |
| Battle | 5 | 9 | 1.8 | 5 | 1 |
| Mettenberger | 5 | 4 | 0.8 | 8 | 0 |

| PASSING | Att | Cmp | Pct | Yards | Yds/Att | TD | Int | Lg | Sk/Yds | Rating |
|--------------|-----|-----|------|-------|---------|----|-----|-----|--------|--------|
| Whitehurst | 185 | 105 | 56.8 | 1,236 | 7.17 | 7 | 2 | 75t | 18/103 | 87.4 |
| Mettenberger | 179 | 107 | 59.8 | 1,412 | 7.89 | 8 | 7 | 80t | 18/138 | 83.4 |
| Locker | 146 | 86 | 58.9 | 993 | 6.80 | 5 | 7 | 61t | 14/85 | 70.9 |
| Palmer | 3 | 1 | 33.3 | 7 | 2.33 | 0 | 0 | 7 | 0/0 | 42.4 |
| Team | 513 | 299 | 58.3 | 3,738 | 7.29 | 20 | 16 | 80t | 50/326 | 81.0 |
| Opponents | 545 | 347 | 63.7 | 3,995 | 7.33 | 28 | 12 | 80 | 39/222 | 93.6 |

| | | | | | |
|-----------|-----|------|------|-----|----|
| Palmer | 1 | -1 | -1.0 | -1 | 0 |
| Team | 356 | 1447 | 4.1 | 52 | 6 |
| Opponents | 515 | 2195 | 4.3 | 62t | 17 |

| RECEIVING | No | Yds | Avg | Lg | TD |
|---------------|-----|------|------|-----|----|
| Walker | 63 | 890 | 14.1 | 68 | 4 |
| Wright | 57 | 715 | 12.5 | 48 | 6 |
| N. Washington | 40 | 647 | 16.2 | 80t | 2 |
| Hunter | 28 | 498 | 17.8 | 75t | 3 |
| McCluster | 26 | 197 | 7.6 | 25 | 1 |
| L. Washington | 22 | 159 | 7.2 | 25 | 2 |
| Hagan | 19 | 254 | 13.4 | 38t | 1 |
| Sankey | 18 | 133 | 7.4 | 18 | 0 |
| Coffman | 6 | 64 | 10.7 | 18 | 1 |
| Durham | 6 | 54 | 9.0 | 14 | 0 |
| Battle | 5 | 28 | 5.6 | 12 | 0 |
| Stevens | 2 | 26 | 13.0 | 20 | 0 |
| Thompson | 2 | 24 | 12.0 | 13 | 0 |
| Andrews | 2 | 11 | 5.5 | 6 | 0 |
| Greene | 1 | 13 | 13.0 | 13 | 0 |
| Klug | 1 | 9 | 9.0 | 9 | 0 |
| Schwenke | 1 | 6 | 6.0 | 6 | 0 |
| Whitehurst | 0 | 10 | --- | 10 | 0 |
| Team | 299 | 3738 | 12.5 | 80t | 20 |
| Opponents | 347 | 3995 | 11.5 | 80 | 28 |

| INTERCEPTIONS | No | Yds | Avg | Lg | TD |
|---------------|----|-----|------|-----|----|
| McCourtly | 3 | 0 | 0.0 | 0 | 0 |
| Woodyard | 2 | 20 | 10.0 | 13 | 0 |
| Griffin | 2 | 12 | 6.0 | 12 | 0 |
| Wreh-Wilson | 1 | 34 | 34.0 | 34 | 0 |
| Stafford | 1 | 33 | 33.0 | 33 | 0 |
| Huff | 1 | 23 | 23.0 | 23t | 1 |
| Ghee | 1 | 0 | 0.0 | 0 | 0 |
| Wilson | 1 | 0 | 0.0 | 0 | 0 |
| Team | 12 | 122 | 10.2 | 34 | 1 |
| Opponents | 16 | 214 | 13.4 | 67 | 1 |

| PUNTING | No | Yds | Avg | Net | TB | In | Lg | B |
|-----------|----|------|------|------|----|----|----|---|
| Kern | 88 | 4118 | 46.8 | 40.8 | 7 | 28 | 79 | 1 |
| Team | 89 | 4118 | 46.3 | 40.8 | 7 | 28 | 79 | 1 |
| Opponents | 73 | 3356 | 46.0 | 41.2 | 7 | 26 | 69 | 0 |

| PUNT RETURNS | No | FC | Yds | Avg | Lg | TD |
|---------------|----|----|-----|-----|----|----|
| McCluster | 22 | 14 | 155 | 7.0 | 48 | 0 |
| L. Washington | 7 | 4 | 47 | 6.7 | 10 | 0 |
| Griffin | 1 | 0 | 5 | 5.0 | 5 | 0 |
| Team | 30 | 18 | 207 | 6.9 | 48 | 0 |
| Opponents | 43 | 25 | 350 | 8.1 | 30 | 0 |

| KICKOFF RETURNS | No | Yds | Avg | Lg | TD |
|-----------------|----|------|------|------|----|
| L. Washington | 31 | 738 | 23.8 | 52 | 0 |
| Sankey | 7 | 198 | 28.3 | 42 | 0 |
| Andrews | 5 | 110 | 22.0 | 27 | 0 |
| Battle | 2 | 43 | 21.5 | 22 | 0 |
| Klug | 2 | 32 | 16.0 | 20 | 0 |
| Martin | 1 | 0 | 0.0 | 0 | 0 |
| Team | 48 | 1121 | 23.4 | 52 | 0 |
| Opponents | 31 | 855 | 27.6 | 107t | 1 |

| FIELD GOALS | 1-19 | 20-29 | 30-39 | 40-49 | 50+ |
|-------------|------|-------|-------|-------|-----|
| Succop | 0/0 | 5/5 | 7/7 | 5/8 | 2/2 |
| Team | 0/0 | 5/5 | 7/7 | 5/8 | 2/2 |
| Opponents | 1/1 | 9/9 | 12/12 | 7/11 | 4/6 |

Titans/Succop: (36G,31G,46G,47G) (47G) (40N,44N) (36G) (3) (25G,21G,42G) (36G) (35G) (3) (20G) (20G) (3) (42N) (40G, 33G,51G) (50G,23G) (31G) OPP: (35G,48N) (48G,44G,51G,48G) (29G) (31G,30G) (38G,42G) (55B)(31G,31G,27G,22G) (30G,29G,49G) (3) (49G,23G) (36G,26G,49N,35G,30G,50G) (37G,43B) (20G,19G,36G,52G,42G) (53N,51G) (3) (23G,46N,26G)

SACKS Morgan 6.5, Casey 5, Griffin 3, Hill 3, Williamson 3, Woodyard 2.5, Klug 2, Phillips TM 2, Pitoitua 2, Wimbley 2, Groves 1, Huff 1, D. Jones 1, Pollard 1, Sensabaugh 1, Stafford 1, Wilson 1, Woods 1
Titans 39, Opponents 50

TACKLES (Solo-Assists-Total) Woodyard 66-68-134, Griffin 83-32-115, Williamson 55-52-107, Casey 58-28-86, McCourtly 77-8-85, Morgan 52-30-82, Wilson 49-16-65, Wreh-Wilson 47-10-57, Hill 30-17-47, Pitoitua 21-24-45, Sensabaugh 37-7-44, Wimbley 18-23-41, Stafford 24-9-33, Klug 21-10-31, Woods 14-17-31, Phillips 14-14-28, Martin 10-18-28, Pollard 22-4-26, Gooden 15-9-24, Groves 12-7-19, Huff 8-6-14, Jones 7-6-13, Harris 8-1-9, Moch 3-1-4, Ghee 3-0-3, Brown 1-0-1
Team Totals: 755-417-1,172

USUAL STARTING LINEUP

OFFENSE

WR Nate Washington (85)
TE Delanie Walker (82)
LT Taylor Lewan (77)
LG Andy Levitre (67)
C Brian Schwenke (62)
RG Chance Warmack (70)
RT Michael Oher (72)
TE Craig Stevens (88)/Brett Brackett (87)
WR Kendall Wright (13)
QB Zach Mettenberger (7)
RB Bishop Sankey (20)

DEFENSE

DE Ropati Pitoitua (92)
NT Sammie Hill (94)
DT Jurrell Casey (99)
OLB Derrick Morgan (91)
ILB Wesley Woodyard (59)
ILB Avery Williamson (54)
OLB Kameron Wimbley (95)
CB Bliidi Wreh-Wilson (25)
SS George Wilson (21)
FS Michael Griffin (33)
CB Jason McCourtly (30)

SPECIALISTS

K Ryan Succop (8)
P Brett Kern (6)
KR/PR Leon Washington (26)

Pro Bowl All-Pro

GM: Ruston Webster; Head Coach: Ken Whisenhunt
Asst. Coaches: Ray Horton (def. coord.), Jason Michael (off. coord.), Bob Bostad (off. line), Steve Brown (asst. secondary), Louie Cioffi (secondary), Sylvester Croom (RB), Nick Eason (asst. DL), Steve Hoffman (ST asst.), Shawn Jefferson (WR), Nate Kaczor (ST), Cannon Matthews (qual. ctl. coord. - def.), John McNulty (QB), Mike Mularkey (TE), Kevin Patullo (asst. WR), Arthur Smith (asst. TE), Giff Smith (DL), Lou Spanos (LB), Luke Steckel (off. asst.), Mike Sullivan (asst. OL), Steve Watterson (strength and cond.)

AMERICAN FOOTBALL CONFERENCE STANDINGS

| AFC EAST | W | L | T | Pct |
|---------------|----|----|---|------|
| New England | 12 | 4 | 0 | .750 |
| Buffalo | 9 | 7 | 0 | .563 |
| Miami | 8 | 8 | 0 | .500 |
| New York Jets | 4 | 12 | 0 | .250 |
| AFC NORTH | W | L | T | Pct |
| Pittsburgh | 11 | 5 | 0 | .688 |
| * Cincinnati | 10 | 5 | 1 | .656 |
| * Baltimore | 10 | 6 | 0 | .625 |
| Cleveland | 7 | 9 | 0 | .438 |
| AFC SOUTH | W | L | T | Pct |
| Indianapolis | 11 | 5 | 0 | .688 |
| Houston | 9 | 7 | 0 | .563 |
| Jacksonville | 3 | 13 | 0 | .188 |
| Tennessee | 2 | 14 | 0 | .125 |
| AFC WEST | W | L | T | Pct |
| Denver | 12 | 4 | 0 | .750 |
| Kansas City | 9 | 7 | 0 | .563 |
| San Diego | 9 | 7 | 0 | .563 |
| Oakland | 3 | 13 | 0 | .188 |

NATIONAL FOOTBALL CONFERENCE STANDINGS

| NFC EAST | W | L | T | Pct |
|-----------------|----|----|---|------|
| Dallas | 12 | 4 | 0 | .750 |
| Philadelphia | 10 | 6 | 0 | .625 |
| New York Giants | 6 | 10 | 0 | .375 |
| Washington | 4 | 12 | 0 | .250 |
| NFC NORTH | W | L | T | Pct |
| Green Bay | 12 | 4 | 0 | .750 |
| * Detroit | 11 | 5 | 0 | .688 |
| Minnesota | 7 | 9 | 0 | .438 |
| Chicago | 5 | 11 | 0 | .313 |
| NFC SOUTH | W | L | T | Pct |
| Carolina | 7 | 8 | 1 | .469 |
| New Orleans | 7 | 9 | 0 | .438 |
| Atlanta | 6 | 10 | 0 | .375 |
| Tampa Bay | 2 | 14 | 0 | .125 |
| NFC WEST | W | L | T | Pct |
| Seattle | 12 | 4 | 0 | .750 |
| * Arizona | 11 | 5 | 0 | .688 |
| San Francisco | 8 | 8 | 0 | .500 |
| St. Louis | 6 | 10 | 0 | .375 |

* Wild Card for Playoffs

2013 SEASON (7-9 REGULAR SEASON, 0-0 PLAYOFFS) • 2ND PLACE AFC SOUTH

| DATE | OPPONENT | SCORE | W/L | ATT |
|-------|-----------------|--------|-----|--------|
| 09/08 | at Pittsburgh | 16-9 | W | 61,585 |
| 09/15 | at Houston | 24-30* | L | 71,718 |
| 09/22 | SAN DIEGO | 20-17 | W | 69,143 |
| 09/29 | NEW YORK JETS | 38-13 | W | 69,143 |
| 10/06 | KANSAS CITY | 17-26 | L | 69,143 |
| 10/13 | at Seattle | 13-20 | L | 68,127 |
| 10/20 | SAN FRANCISCO | 17-31 | L | 69,143 |
| 11/03 | at St. Louis | 28-21 | W | 54,617 |
| 11/10 | JACKSONVILLE | 27-29 | L | 69,143 |
| 11/14 | INDIANAPOLIS | 27-30 | L | 69,143 |
| 11/24 | at Oakland | 23-19 | W | 46,001 |
| 12/01 | at Indianapolis | 14-22 | L | 65,502 |
| 12/08 | at Denver | 28-51 | L | 76,554 |
| 12/15 | ARIZONA | 34-37* | L | 69,143 |
| 12/22 | at Jacksonville | 20-16 | W | 60,559 |
| 12/29 | HOUSTON | 16-10 | W | 69,143 |

| | TITANS | OPP |
|--------------------|---------|---------|
| Total First Downs | 311 | 329 |
| Rushing | 103 | 108 |
| Passing | 172 | 191 |
| Penalty | 36 | 30 |
| 3rd Down: Made/Att | 94/227 | 69/201 |
| 3rd Down Pct. | 41.4 | 34.3 |
| 4th Down: Made/Att | 11/17 | 7/11 |
| 4th Down Pct. | 64.7 | 63.6 |
| Possession Avg. | 30:00 | 30:00 |
| Total Net Yards | 5390 | 5407 |
| Avg. Per Game | 336.9 | 337.9 |
| Total Plays | 1032 | 1027 |
| Avg. Per Play | 5.2 | 5.3 |
| Net Yards Rushing | 1894 | 1795 |
| Avg. Per Game | 118.4 | 112.2 |
| Total Rushes | 462 | 446 |
| Net Yards Passing | 3496 | 3612 |
| Avg. Per Game | 218.5 | 225.8 |
| Sacked/Yards Lost | 37/214 | 36/227 |
| Gross Yards | 3710 | 3839 |
| Att./Completions | 533/328 | 545/344 |
| Completion Pct. | 61.5 | 63.1 |
| Had Intercepted | 16 | 13 |
| Punts/Average | 79/42.9 | 76/45.0 |
| Net Punting Avg. | 79/39.7 | 76/40.0 |
| Penalties/Yards | 101/900 | 95/779 |
| Fumbles/Ball Lost | 27/9 | 24/12 |
| Touchdowns | 41 | 40 |
| Rushing | 16 | 21 |
| Passing | 22 | 15 |
| Returns | 3 | 4 |

| BY PERIODS | 1 | 2 | 3 | 4 | OT | PTS |
|------------|----|----|----|-----|----|-----|
| Team | 71 | 77 | 65 | 149 | 0 | 362 |
| Opponents | 76 | 83 | 88 | 125 | 9 | 381 |

| SCORING | TD | RU | PA | RT | PAT | FG | S | TP |
|---------------|----|----|----|----|-------|-------|---|-----|
| Bironas | 0 | 0 | 0 | 0 | 41/41 | 25/29 | 0 | 116 |
| C. Johnson | 10 | 6 | 4 | 0 | | | 0 | 60 |
| Walker | 6 | 0 | 6 | 0 | | | 0 | 36 |
| Greene | 4 | 4 | 0 | 0 | | | 0 | 24 |
| Hunter | 4 | 0 | 4 | 0 | | | 0 | 24 |
| Fitzpatrick | 3 | 3 | 0 | 0 | | | 0 | 18 |
| N. Washington | 3 | 0 | 3 | 0 | | | 0 | 18 |
| Locker | 2 | 2 | 0 | 0 | | | 0 | 12 |
| Preston | 2 | 0 | 2 | 0 | | | 0 | 12 |
| Wright | 2 | 0 | 2 | 0 | | | 0 | 12 |
| Battle | 1 | 1 | 0 | 0 | | | 0 | 6 |
| Klug | 1 | 0 | 0 | 1b | | | 0 | 6 |
| McCourt | 1 | 0 | 0 | 1c | | | 0 | 6 |
| Thompson | 1 | 0 | 1 | 0 | | | 0 | 6 |
| Verner | 1 | 0 | 0 | 1a | | | 0 | 6 |
| Team | 41 | 16 | 22 | 3 | 41/41 | 25/29 | 0 | 362 |
| Opponents | 40 | 21 | 15 | 4 | 37/38 | 32/39 | 3 | 381 |

2-Pt Conversions: TM 0-0, OPP 1-1

FUM/Lost: Fitzpatrick 9/2, C. Johnson 3/2, Locker 3/1, Kern 2/0, Williams 2/1, Wright 2/0, Wylie(TM) 2/1, Bailey 1/1, Reynaud(TM) 1/1, Walker 1/0, L. Washington(LG) 1/0, L. Washington(TM) 1/0

| RUSHING | No | Yds | Avg | Lg | TD |
|-------------|-----|------|-----|-----|----|
| C. Johnson | 279 | 1077 | 3.9 | 30t | 6 |
| Greene | 77 | 295 | 3.8 | 29 | 4 |
| Fitzpatrick | 43 | 225 | 5.2 | 26 | 3 |
| Locker | 24 | 155 | 6.5 | 39 | 2 |
| Battle | 36 | 142 | 3.9 | 37 | 1 |
| Kern | 2 | 0 | 0.0 | 0 | 0 |

| PASSING | Att | Cmp | Pct | Yards | Yds/Att | TD | Int | Lg | Sk/Yds | Rating |
|-------------|-----|-----|------|-------|---------|----|-----|-----|--------|--------|
| Fitzpatrick | 350 | 217 | 62.0 | 2454 | 7.01 | 14 | 12 | 77t | 21/109 | 82.0 |
| Locker | 183 | 111 | 60.7 | 1256 | 6.86 | 8 | 4 | 66t | 16/105 | 86.7 |
| Team | 533 | 328 | 61.5 | 3710 | 6.96 | 22 | 16 | 77t | 37/214 | 83.6 |
| Opponents | 545 | 344 | 63.1 | 3839 | 7.04 | 15 | 13 | 55 | 36/227 | 83.3 |

| | | | | | |
|-----------|-----|------|-----|----|----|
| Reynaud | 1 | 0 | 0.0 | 0 | 0 |
| Team | 462 | 1894 | 4.1 | 39 | 16 |
| Opponents | 446 | 1795 | 4.0 | 60 | 21 |

| RECEIVING | No | Yds | Avg | Lg | TD |
|---------------|-----|------|------|-----|----|
| Wright | 94 | 1079 | 11.5 | 45 | 2 |
| Walker | 60 | 571 | 9.5 | 33 | 6 |
| N. Washington | 58 | 919 | 15.8 | 77t | 3 |
| C. Johnson | 42 | 345 | 8.2 | 66t | 4 |
| Hunter | 18 | 354 | 19.7 | 57 | 4 |
| Williams | 15 | 178 | 11.9 | 32 | 0 |
| Britt | 11 | 96 | 8.7 | 15 | 0 |
| Greene | 6 | 39 | 6.5 | 28 | 0 |
| Mooney | 6 | 32 | 5.3 | 22 | 0 |
| Preston | 5 | 37 | 7.4 | 10t | 2 |
| Battle | 4 | 36 | 9.0 | 24 | 0 |
| Thompson | 3 | 13 | 4.3 | 9t | 1 |
| Stevens | 2 | 5 | 2.5 | 6 | 0 |
| Shiancoe | 2 | 2 | 1.0 | 3 | 0 |
| Reynaud | 1 | 4 | 4.0 | 4 | 0 |
| Fitzpatrick | 1 | 0 | 0.0 | 0 | 0 |
| Team | 328 | 3710 | 11.3 | 77t | 22 |
| Opponents | 344 | 3839 | 11.2 | 55 | 15 |

| INTERCEPTIONS | No | Yds | Avg | Lg | TD |
|---------------|----|-----|------|----|----|
| Verner | 5 | 68 | 13.6 | 34 | 1 |
| Pollard | 3 | 36 | 12.0 | 32 | 0 |
| Ayers | 1 | 5 | 5.0 | 5 | 0 |
| Brown | 1 | 3 | 3.0 | 3 | 0 |
| McCarthy | 1 | 1 | 1.0 | 1 | 0 |
| Griffin | 1 | 0 | 0.0 | 0 | 0 |
| G. Wilson | 1 | 0 | 0.0 | 0 | 0 |
| Team | 13 | 113 | 8.7 | 34 | 1 |
| Opponents | 16 | 132 | 8.3 | 35 | 1 |

| PUNTING | No | Yds | Avg | Net | TB | In | Lg | B |
|-----------|----|------|------|------|----|----|----|---|
| Kern | 78 | 3386 | 43.4 | 39.7 | 2 | 32 | 63 | 1 |
| Team | 79 | 3386 | 42.9 | 39.7 | 2 | 32 | 63 | 1 |
| Opponents | 76 | 3422 | 45.0 | 40.0 | 7 | 28 | 61 | 0 |

| PUNT RETURNS | No | FC | Yds | Avg | Lg | TD |
|---------------|----|----|-----|------|----|----|
| Reynaud | 18 | 8 | 135 | 7.5 | 35 | 0 |
| L. Washington | 6 | 9 | 78 | 13.0 | 33 | 0 |
| Williams | 4 | 3 | 12 | 3.0 | 8 | 0 |
| Wylie | 2 | 0 | 4 | 2.0 | 4 | 0 |
| Verner | 1 | 0 | 11 | 11.0 | 11 | 0 |
| Team | 31 | 20 | 240 | 7.7 | 35 | 0 |
| Opponents | 35 | 25 | 210 | 6.0 | 24 | 0 |

| KICKOFF RETURNS | No | Yds | Avg | Lg | TD |
|------------------|----|------|------|----|----|
| L. Washington LG | 17 | 500 | 29.4 | 95 | 0 |
| L. Washington TM | 16 | 481 | 30.1 | 95 | 0 |
| Reynaud | 15 | 355 | 23.7 | 40 | 0 |
| Williams | 5 | 123 | 24.6 | 37 | 0 |
| Wylie | 5 | 94 | 18.8 | 23 | 0 |
| Bailey | 1 | 0 | 0.0 | 0 | 0 |
| Battle | 1 | 26 | 26.0 | 26 | 0 |
| Verner | 1 | 17 | 17.0 | 17 | 0 |
| Team | 44 | 1096 | 24.9 | 95 | 0 |
| Opponents | 45 | 1099 | 24.4 | 96 | 0 |

| FIELD GOALS | 1-19 | 20-29 | 30-39 | 40-49 | 50+ |
|-------------|------|-------|-------|-------|-----|
| Bironas | 0/0 | 10/10 | 8/9 | 5/7 | 2/3 |
| Team | 0/0 | 10/10 | 8/9 | 5/7 | 2/3 |
| Opponents | 2/2 | 6/6 | 6/8 | 15/18 | 3/5 |

Bironas/Titans: (26G,44G,27G) (48N,47G) (20G,43N,37G) (26G) (22G,32N) (38G,25G) (31G) () (39G,37G) (25G,38G) (33G,22G,23G) () () (45G,50N,24G) (45G,52G) (42G,55G,37G) OPP: () (50N,50N,46N) (44G,38B) (45G,47G) (29G,24G, 33G,48G) (31G,29G) (44G) (44N) (32G,44G) (48G,30G, 50G) (52G,48G,24G,32N,48N,42G) (47G,48G,45G,37G, 49G) (25G,64G,19G) (25G,47G,41G) (36G) (19G)

SACKS
Casey 10.5, Morgan 6, Brown 4, Pitoitua 4, A. Johnson 3, Wimbley 3, Klug 2, Ayers 1, Fokou 1, Mi. Martin 1, Pollard 0.5
Titans 36, Opponents 37

TACKLES (Solo-Assists-Total)
Pollard 93-49-142, Brown 80-37-117, Griffin 71-35-106, Fokou 67-31-98, Pitoitua 42-49-91, Casey 49-41-90, McCourt 68-9-77, Verner 61-12-73, Ayers 44-12-56, Morgan 31-23-54, McCarthy 35-16-51, Hill 26-14-40, Sensabaugh 29-8-37, A. Johnson 19-16-35, Wilson 25-8-33, Klug 14-12-26, Wimbley 12-12-24, Martin 9-13-22, Edwards 6-4-10, Wreh-Wilson 6-3-9, Gooden 4-3-7, Campbell 3-1-4, Stafford 1-0-1
Team Totals: 795-408-1,203

USUAL STARTING LINEUP

OFFENSE
WR Nate Washington (85)
TE Craig Stevens (88)
LT Michael Roos (71)
LG Andy Levitre (67)
C Brian Schwenke (62)
RG Chance Warmack (70)
RT David Stewart (76)
TE Delanie Walker (82)
WR Kendall Wright (13)
QB Jake Locker (10)/Ryan Fitzpatrick (4)
RB Chris Johnson (28)

DEFENSE
LE Derrick Morgan (91)
DT Sammie Hill (94)
DT Jurrell Casey (99)
RE Ropati Pitoitua (92)
SLB Akeem Ayers (56)
MLB Moise Fokou (53)
WLB Zach Brown (55)
LCB Jason McCourty (30)
RCB Alterraun Verner (20)
SS Bernard Pollard (31)
FS Michael Griffin (33)

SPECIALISTS
K Rob Bironas (2)
P Brett Kern (6)
KR/PR Leon Washington (26)

Pro Bowl All-Pro

GM: Ruston Webster; Head Coach: Mike Munchak
Asst. Coaches: Jerry Gray (def. coord.), Dowell Loggains (off. coord.), Steve Watterson (asst. head coach/strength & cond.), Gregg Williams (senior asst./defense), Steve Brown (asst. secondary), Sylvester Croom (RB), Jonathan Gannon (def. asst./qual. ctl.), George Henshaw (TE), Steve Hoffman (ST asst.), Shawn Jefferson (WR), Nate Kaczor (ST), Bruce Matthews (OL), Brett Maxie (secondary), Keith Millard (def. asst./pass rush specialist), Chet Parlavecchio (LB), Dave Ragone (QB), Tracy Rocker (DL), Arthur Smith (OL/TE asst.)

AMERICAN FOOTBALL CONFERENCE STANDINGS

| AFC EAST | W | L | T | Pct |
|---------------|----|----|---|------|
| New England | 12 | 4 | 0 | .750 |
| New York Jets | 8 | 8 | 0 | .500 |
| Miami | 8 | 8 | 0 | .500 |
| Buffalo | 6 | 10 | 0 | .375 |
| AFC NORTH | W | L | T | Pct |
| Cincinnati | 11 | 5 | 0 | .688 |
| Pittsburgh | 8 | 8 | 0 | .500 |
| Baltimore | 8 | 8 | 0 | .500 |
| Cleveland | 4 | 12 | 0 | .250 |
| AFC SOUTH | W | L | T | Pct |
| Indianapolis | 11 | 5 | 0 | .688 |
| Tennessee | 7 | 9 | 0 | .438 |
| Jacksonville | 4 | 12 | 0 | .250 |
| Houston | 2 | 14 | 0 | .125 |
| AFC WEST | W | L | T | Pct |
| Denver | 13 | 3 | 0 | .813 |
| * Kansas City | 11 | 5 | 0 | .688 |
| * San Diego | 9 | 7 | 0 | .563 |
| Oakland | 4 | 12 | 0 | .250 |

NATIONAL FOOTBALL CONFERENCE STANDINGS

| NFC EAST | W | L | T | Pct |
|-----------------|----|----|---|------|
| Philadelphia | 10 | 6 | 0 | .625 |
| Dallas | 8 | 8 | 0 | .500 |
| New York Giants | 7 | 9 | 0 | .438 |
| Washington | 3 | 13 | 0 | .188 |
| NFC NORTH | W | L | T | Pct |
| Green Bay | 8 | 7 | 1 | .531 |
| Chicago | 8 | 8 | 0 | .500 |
| Detroit | 7 | 9 | 0 | .438 |
| Minnesota | 5 | 10 | 1 | .344 |
| NFC SOUTH | W | L | T | Pct |
| Carolina | 12 | 4 | 0 | .750 |
| * New Orleans | 11 | 5 | 0 | .688 |
| Atlanta | 4 | 12 | 0 | .250 |
| Tampa Bay | 4 | 12 | 0 | .250 |
| NFC WEST | W | L | T | Pct |
| Seattle | 13 | 3 | 0 | .813 |
| * San Francisco | 12 | 4 | 0 | .750 |
| Arizona | 10 | 6 | 0 | .625 |
| St. Louis Rams | 7 | 9 | 0 | .438 |

* Wild Card for Playoffs

2012 SEASON (6-10 REGULAR SEASON, 0-0 PLAYOFFS) • 3RD PLACE AFC SOUTH

| DATE | OPPONENT | SCORE | W/L | ATT |
|------------|-----------------|--------|-----|--------|
| 09/09 | NEW ENGLAND | 13-34 | L | 69,143 |
| 09/16 | at San Diego | 10-38 | L | 60,804 |
| 09/23 | DETROIT | 44-41* | W | 69,143 |
| 09/30 | at Houston | 14-38 | L | 71,581 |
| 10/07 | at Minnesota | 7-30 | L | 57,652 |
| 10/11 | PITTSBURGH | 26-23 | W | 69,143 |
| 10/21 | at Buffalo | 35-34 | W | 68,836 |
| 10/28 | INDIANAPOLIS | 13-19* | L | 69,143 |
| 11/04 | CHICAGO | 20-51 | L | 69,143 |
| 11/11 | at Miami | 37-3 | W | 60,165 |
| 11/18 | BYE | | | |
| 11/25 | at Jacksonville | 19-24 | L | 63,323 |
| 12/02 | HOUSTON | 10-24 | L | 69,143 |
| 12/09 | at Indianapolis | 23-27 | L | 64,688 |
| 12/17 | NEW YORK JETS | 14-10 | W | 69,143 |
| 12/23 | at Green Bay | 7-55 | L | 70,508 |
| 12/30 | JACKSONVILLE | 38-20 | W | 69,143 |
| * Overtime | | | | |

| | TITANS | OPP |
|--------------------|---------|---------|
| Total First Downs | 260 | 358 |
| Rushing | 70 | 122 |
| Passing | 166 | 210 |
| Penalty | 24 | 26 |
| 3rd Down: Made/Att | 83/217 | 85/214 |
| 3rd Down Pct. | 38.2 | 39.7 |
| 4th Down: Made/Att | 5/15 | 6/14 |
| 4th Down Pct. | 33.3 | 42.9 |
| Possession Avg. | 27:18 | 32:42 |
| Total Net Yards | 5,010 | 5,999 |
| Avg. Per Game | 313.1 | 374.9 |
| Total Plays | 957 | 1,086 |
| Avg. Per Play | 5.2 | 5.5 |
| Net Yards Rushing | 1,687 | 2,035 |
| Avg. Per Game | 105.4 | 127.2 |
| Total Rushes | 378 | 483 |
| Net Yards Passing | 3,323 | 3,964 |
| Avg. Per Game | 207.7 | 247.8 |
| Sacked/Yards Lost | 39/254 | 39/241 |
| Gross Yards | 3,577 | 4,205 |
| Att./Completions | 540/318 | 564/374 |
| Completion Pct. | 58.9 | 66.3 |
| Had Intercepted | 16 | 19 |
| Punts/Average | 83/46.4 | 70/44.1 |
| Net Punting Avg. | 83/40.4 | 70/36.1 |
| Penalties/Yards | 106/847 | 86/717 |
| Fumbles/Ball Lost | 21/12 | 15/5 |
| Touchdowns | 36 | 55 |
| Rushing | 10 | 16 |
| Passing | 17 | 31 |
| Returns | 9 | 8 |

| BY PERIODS | 1 | 2 | 3 | 4 | OT | PTS |
|------------|-----|----|-----|-----|----|-----|
| Team | 72 | 94 | 66 | 95 | 3 | 330 |
| Opponents | 155 | 58 | 116 | 136 | 6 | 471 |

| SCORING | TD | RU | PA | RT | PAT | FG | S | TP |
|--------------|----|----|----|----|-------|-------|---|-----|
| Bironas | 0 | 0 | 0 | 0 | 35/35 | 25/31 | 0 | 110 |
| C. Johnson | 6 | 6 | 0 | 0 | | | 0 | 36 |
| Britt | 4 | 0 | 4 | 0 | | | 0 | 26 |
| Cook | 4 | 0 | 4 | 0 | | | 0 | 24 |
| Washington | 4 | 0 | 4 | 0 | | | 0 | 24 |
| Wright | 4 | 0 | 4 | 0 | | | 0 | 24 |
| Harper | 3 | 3 | 0 | 0 | | | 0 | 18 |
| Reynaud | 3 | 0 | 0 | 3b | | | 0 | 18 |
| Brown | 2 | 0 | 0 | 2f | | | 0 | 12 |
| Campbell | 1 | 0 | 0 | 1a | | | 0 | 6 |
| Locker | 1 | 1 | 0 | 0 | | | 0 | 6 |
| McCarthy | 1 | 0 | 0 | 1d | | | 0 | 6 |
| Stevens | 1 | 0 | 1 | 0 | | | 0 | 6 |
| Verner | 1 | 0 | 0 | 1c | | | 0 | 6 |
| Witherspoon | 1 | 0 | 0 | 1e | | | 0 | 6 |
| Team Defense | 0 | 0 | 0 | 0 | | | 1 | 2 |
| Team | 36 | 10 | 17 | 9 | 35/35 | 25/31 | 1 | 330 |
| Opponents | 55 | 16 | 31 | 8 | 52/52 | 29/31 | 0 | 471 |

2-Pt Conversions: Britt, TM 1-1, OPP 1-2

FUM/Lost: C. Johnson 5/4, Locker 4/4, Hasselbeck 3/1, Britt 2/1, Stevens 2/0, Brown 1/0, Cook 1/1, Reynaud 1/0, Washington 1/0, Wright 1/1

| RUSHING | No | Yds | Avg | Lg | TD |
|------------|-----|-------|-----|-----|----|
| C. Johnson | 276 | 1,243 | 4.5 | 94t | 6 |
| Locker | 41 | 291 | 7.1 | 32 | 1 |
| Hasselbeck | 13 | 38 | 2.9 | 16 | 0 |
| Reynaud | 16 | 33 | 2.1 | 11 | 0 |
| Harper | 19 | 30 | 1.6 | 13 | 3 |
| Mooney | 5 | 19 | 3.8 | 8 | 0 |

| PASSING | Att | Cmp | Pct | Yards | Yds/Att | TD | Int | Lg | Sk/Yds | Rating |
|------------|-----|-----|-------|-------|---------|----|-----|-----|--------|--------|
| Locker | 314 | 177 | 2,176 | 56.4 | 6.93 | 10 | 11 | 71t | 25/151 | 74.0 |
| Hasselbeck | 221 | 138 | 1,367 | 62.4 | 6.19 | 7 | 5 | 37 | 14/103 | 81.0 |
| Smith | 5 | 3 | 34 | 60.0 | 6.80 | 0 | 0 | 17 | 0/0 | 80.4 |
| Team | 540 | 318 | 3,577 | 58.9 | 6.62 | 17 | 16 | 71t | 39/254 | 76.9 |
| Opponents | 564 | 374 | 4,205 | 66.3 | 7.46 | 31 | 19 | 82t | 39/241 | 92.7 |

| | | | | | |
|------------|-----|-------|------|-----|----|
| Ringer | 2 | 14 | 7.0 | 9 | 0 |
| Babineaux | 1 | 10 | 10.0 | 10 | 0 |
| Q. Johnson | 4 | 5 | 1.3 | 3 | 0 |
| Wright | 1 | 4 | 4.0 | 4 | 0 |
| Team | 378 | 1,687 | 4.5 | 94t | 10 |
| Opponents | 483 | 2,035 | 4.2 | 46 | 16 |

| RECEIVING | No | Yds | Avg | Lg | TD |
|------------|-----|-------|------|-----|----|
| Wright | 64 | 626 | 9.8 | 38 | 4 |
| Washington | 46 | 746 | 16.2 | 71t | 4 |
| Britt | 45 | 589 | 13.1 | 46 | 4 |
| Cook | 44 | 523 | 11.9 | 61t | 4 |
| C. Johnson | 36 | 232 | 6.4 | 22 | 0 |
| Williams | 30 | 324 | 10.8 | 27 | 0 |
| Stevens | 23 | 275 | 12.0 | 46 | 1 |
| Thompson | 6 | 46 | 7.7 | 12 | 0 |
| Hawkins | 5 | 62 | 12.4 | 42 | 0 |
| Preston | 5 | 59 | 11.8 | 21 | 0 |
| Q. Johnson | 5 | 40 | 8.0 | 17 | 0 |
| Reynaud | 5 | 35 | 7.0 | 9 | 0 |
| Ringer | 3 | 12 | 4.0 | 6 | 0 |
| Harper | 1 | 8 | 8.0 | 8 | 0 |
| Team | 318 | 3,577 | 11.2 | 71t | 17 |
| Opponents | 374 | 4,205 | 11.2 | 82t | 31 |

| INTERCEPTIONS | No | Yds | Avg | Lg | TD |
|---------------|----|-----|------|-----|----|
| Griffin | 4 | 59 | 14.8 | 33 | 0 |
| McCourtly | 4 | 29 | 7.3 | 28 | 0 |
| Brown | 3 | 156 | 52.0 | 79t | 2 |
| Verner | 2 | 11 | 5.5 | 11 | 0 |
| McCarthy | 1 | 49 | 49.0 | 49t | 1 |
| Witherspoon | 1 | 40 | 40.0 | 40t | 1 |
| Babineaux | 1 | 10 | 10.0 | 10 | 0 |
| Ayers | 1 | 2 | 2.0 | 2 | 0 |
| R. Johnson | 1 | 2 | 2.0 | 2 | 0 |
| Afalava | 1 | 0 | 0.0 | 0 | 0 |
| Team | 19 | 358 | 18.8 | 79t | 4 |
| Opponents | 16 | 260 | 16.3 | 63t | 4 |

| PUNTING | No | Yds | Avg | Net | TB | In | Lg | B |
|-----------|----|-------|------|------|----|----|----|---|
| Kern | 81 | 3,855 | 47.6 | 40.4 | 5 | 30 | 71 | 2 |
| Team | 83 | 3,855 | 46.4 | 40.4 | 5 | 30 | 71 | 2 |
| Opponents | 70 | 3,084 | 44.1 | 36.1 | 4 | 29 | 67 | 1 |

| PUNT RETURNS | No | FC | Yds | Avg | Lg | TD |
|--------------|----|----|-----|------|-----|----|
| Reynaud | 31 | 17 | 410 | 13.2 | 81t | 2 |
| Campbell | 0 | 0 | 65 | --- | 65t | 1 |
| Team | 31 | 17 | 475 | 15.3 | 81t | 3 |
| Opponents | 39 | 15 | 405 | 10.4 | 58 | 0 |

| KICKOFF RETURNS | No | Yds | Avg | Lg | TD |
|-----------------|----|-------|------|------|----|
| Reynaud | 53 | 1,240 | 23.4 | 105t | 1 |
| Hawkins | 7 | 205 | 29.3 | 71 | 0 |
| McCourtly | 1 | 14 | 14.0 | 14 | 0 |
| Stevens | 1 | 18 | 18.0 | 18 | 0 |
| Witherspoon | 1 | 6 | 6.0 | 6 | 0 |
| Williams | 0 | 6 | --- | 6 | 0 |
| Team | 63 | 1,489 | 23.6 | 105t | 1 |
| Opponents | 33 | 860 | 26.1 | 89t | 1 |

| FIELD GOALS | 1-19 | 20-29 | 30-39 | 40-49 | 50+ |
|---|------|-------|-------|-------|-----|
| Bironas | 0/0 | 6/6 | 13/13 | 5/10 | 1/2 |
| Team | 0/0 | 6/6 | 13/13 | 5/10 | 1/2 |
| Opponents | 0/0 | 11/11 | 5/6 | 9/9 | 4/5 |
| Bironas/Titans: (28G,24G) (23G) (31G,38G,41N,48N,26G) () (22G,38G,47G,40G) ()(39G,45N,30G) (39G) (37G,38G, 53G) (38G,42N,40G,39G,33G) (37G) (57N,40G,31G,25G) (46B) () (48G) OPP: (25G,31G) (26G) (47G,53G,33G,26G) (33G) (42G, 36G,26G) (29G,28G,52G,54N) (31G,42G) (20G,37B,44G) (40G,25G,22G) (40G) (41G) (50G) (53G,40G) (22G) (26G,48G) () | | | | | |

| SACKS |
|---|
| Morgan 6.5, Ayers 6, Wimbley 6, Brown 5.5, Klug 3.5, Casey 3, Mi. Martin 3, Wynn 2, Marks 1.5, Griffin 1, Witherspoon 1 |
| Titans 39, Opponents 39 |

| TACKLES (Solo-Assists-Total) |
|--|
| Ayers 79-31-110, Griffin 72-31-103, McCourtly 79-14-93, Brown 70-23-93, Babineaux 66-26-92, Casey 38-42-80, Verner 66-12-78, Morgan 35-31-66, Marks 31-32-63, Witherspoon 32-16-48, McCarthy 32-13-45, Mouton 33-9-42, Mike Martin 23-17-40, Shaw 30-8-38, Wimbley 18-20-38, Sensabaugh 23-4-27, Afalava 13-10-23, Robert Johnson 10-3-13, Diles 8-5-13, Klug 8-4-12, Wynn 6-6-12, Solomon 3-6-9, Campbell 6-0-6, Dawson 3-2-5, DaJohn Harris 1-4-5, Egboh 2-0-2 |
| Team Totals: 787-369-1,156 |

| USUAL STARTING LINEUP |
|---|
| OFFENSE |
| WR Nate Washington (85) |
| TE Jared Cook (89) |
| LT Michael Roos (71) |
| LG Steve Hutchinson (73) |
| C Fernando Velasco (61) |
| RG Leroy Harris (64)/Deuce Lutui (72) |
| RT David Stewart (76) |
| TE Craig Stevens (88) |
| WR Kenny Britt (18) |
| QB Jake Locker (10) |
| RB Chris Johnson (28) |
| DEFENSE |
| LE Derrick Morgan (91) |
| DT Sen'Derrick Marks (94) |
| DT Jurrell Casey (99) |
| RE Kameron Wimbley (95) |
| LLB Akeem Ayers (56) |
| MLB Colin McCarthy (52)/Will Witherspoon (92) |
| RLB Zach Brown (55) |
| LCB Jason McCourty (30) |
| RCB Alterraun Verner (20) |
| SS Jordan Babineaux (26) |
| FS Michael Griffin (33) |

| |
|---------------------------|
| SPECIALISTS |
| K Rob Bironas (2) |
| P Brett Kern (6) |
| KR/PR Darius Reynaud (25) |

Pro Bowl All-Pro

GM: Ruston Webster; Head Coach: Mike Munchak

Asst. Coaches: Jerry Gray (def. coord.), Chris Palmer/Dowell Loggains* (off. coord.), Steve Watterson (asst. head coach/strength & cond.), Steve Brown (asst. secondary), Frank Bush (LB), Jonathan Gannon (def. asst./qual. ctl.), Nate Kaczor (asst. off. line), Alan Lowry (ST), Bruce Matthews (OL), Brett Maxie (secondary), Keith Millard (def. asst./pass rush specialist), Chet Parlavacchio (ST asst.), Dave Ragone (WR), Tracy Rocker (DL), Jim Skipper (RB), Arthur Smith (off. asst./qual. ctl.), John Zernhelt (TE)

* Palmer was offensive coordinator for first 11 games; Loggains was quarterbacks coach/passing game for first 11 games and offensive coordinator for final five games.

AMERICAN FOOTBALL CONFERENCE STANDINGS

| | | | | |
|----------------|----|----|---|------|
| AFC EAST | W | L | T | Pct |
| New England | 12 | 4 | 0 | .750 |
| Miami | 7 | 9 | 0 | .438 |
| New York Jets | 6 | 10 | 0 | .375 |
| Buffalo | 6 | 10 | 0 | .375 |
| AFC NORTH | W | L | T | Pct |
| Baltimore | 10 | 6 | 0 | .625 |
| * Cincinnati | 10 | 6 | 0 | .625 |
| Pittsburgh | 8 | 8 | 0 | .500 |
| Cleveland | 5 | 11 | 0 | .313 |
| AFC SOUTH | W | L | T | Pct |
| Houston | 12 | 4 | 0 | .750 |
| * Indianapolis | 11 | 5 | 0 | .688 |
| Tennessee | 6 | 10 | 0 | .375 |
| Jacksonville | 2 | 14 | 0 | .125 |
| AFC WEST | W | L | T | Pct |
| Denver | 13 | 3 | 0 | .813 |
| San Diego | 7 | 9 | 0 | .438 |
| Oakland | 4 | 12 | 0 | .250 |
| Kansas City | 2 | 14 | 0 | .125 |

NATIONAL FOOTBALL CONFERENCE STANDINGS

| | | | | |
|-----------------|----|----|---|------|
| NFC EAST | W | L | T | Pct |
| Washington | 10 | 6 | 0 | .625 |
| New York Giants | 9 | 7 | 0 | .563 |
| Dallas | 8 | 8 | 0 | .500 |
| Philadelphia | 4 | 12 | 0 | .250 |
| NFC NORTH | W | L | T | Pct |
| Green Bay | 11 | 5 | 0 | .688 |
| * Minnesota | 10 | 6 | 0 | .625 |
| Chicago | 10 | 6 | 0 | .625 |
| Detroit | 4 | 12 | 0 | .250 |
| NFC SOUTH | W | L | T | Pct |
| Atlanta | 13 | 3 | 0 | .813 |
| Carolina | 7 | 9 | 0 | .438 |
| New Orleans | 7 | 9 | 0 | .438 |
| Tampa Bay | 7 | 9 | 0 | .438 |
| NFC WEST | W | L | T | Pct |
| San Francisco | 11 | 4 | 1 | .719 |
| * Seattle | 11 | 5 | 0 | .688 |
| St. Louis | 7 | 8 | 1 | .469 |
| Arizona | 5 | 11 | 0 | .313 |

* Wild Card for Playoffs

2011 SEASON (9-7 REGULAR SEASON, 0-0 PLAYOFFS) • 2ND PLACE AFC SOUTH

| DATE | OPPONENT | SCORE | W/L | ATT |
|------------|-----------------|-------|-----|--------|
| 09/11 | at Jacksonville | 14-16 | L | 61,619 |
| 09/18 | BALTIMORE | 26-13 | W | 69,143 |
| 09/25 | DENVER | 17-14 | W | 69,143 |
| 10/02 | at Cleveland | 31-13 | W | 66,240 |
| 10/09 | at Pittsburgh | 17-38 | L | 63,875 |
| 10/16 | BYE | | | |
| 10/23 | HOUSTON | 7-41 | L | 69,143 |
| 10/30 | INDIANAPOLIS | 27-10 | W | 69,143 |
| 11/06 | CINCINNATI | 17-24 | L | 69,143 |
| 11/13 | at Carolina | 30-3 | W | 72,409 |
| 11/20 | at Atlanta | 17-23 | L | 68,164 |
| 11/27 | TAMPA BAY | 23-17 | W | 69,143 |
| 12/04 | at Buffalo | 23-17 | W | 56,463 |
| 12/11 | NEW ORLEANS | 17-22 | L | 69,143 |
| 12/18 | at Indianapolis | 13-27 | L | 64,271 |
| 12/24 | JACKSONVILLE | 23-17 | W | 69,143 |
| 01/01 | at Houston | 23-22 | W | 71,512 |
| * Overtime | | | | |

| | TITANS | OPP |
|--------------------|---------|---------|
| Total First Downs | 281 | 324 |
| Rushing | 71 | 111 |
| Passing | 185 | 187 |
| Penalty | 25 | 26 |
| 3rd Down: Made/Att | 80/218 | 96/236 |
| 3rd Down Pct. | 36.7 | 40.7 |
| 4th Down: Made/Att | 10/14 | 8/20 |
| 4th Down Pct. | 71.4 | 40.0 |
| Possession Avg. | 27:52 | 32:08 |
| Total Net Yards | 5361 | 5682 |
| Avg. Per Game | 335.1 | 355.1 |
| Total Plays | 984 | 1080 |
| Avg. Per Play | 5.4 | 5.3 |
| Net Yards Rushing | 1438 | 2053 |
| Avg. Per Game | 89.9 | 128.3 |
| Total Rushes | 376 | 461 |
| Net Yards Passing | 3923 | 3629 |
| Avg. Per Game | 245.2 | 226.8 |
| Sacked/Yards Lost | 24/190 | 28/180 |
| Gross Yards | 4113 | 3809 |
| Att./Completions | 584/353 | 591/369 |
| Completion Pct. | 60.4 | 62.4 |
| Had Intercepted | 14 | 11 |
| Punts/Average | 86/43.6 | 83/43.7 |
| Net Punting Avg. | 86/39.4 | 83/36.4 |
| Penalties/Yards | 104/960 | 99/812 |
| Fumbles/Ball Lost | 17/8 | 20/12 |
| Touchdowns | 34 | 34 |
| Rushing | 8 | 10 |
| Passing | 22 | 21 |
| Returns | 4 | 3 |

| BY PERIODS | 1 | 2 | 3 | 4 | OT | PTS |
|------------|----|-----|----|-----|----|-----|
| Team | 57 | 110 | 67 | 91 | 0 | 325 |
| Opponents | 64 | 79 | 74 | 100 | 0 | 317 |

| SCORING | TD | RU | PA | RT | PAT | FG | S | TP |
|------------|----|----|----|----|-------|-------|---|-----|
| Bironas | 0 | 0 | 0 | 0 | 34/34 | 29/32 | 0 | 121 |
| Washington | 8 | 1 | 7 | 0 | | | 0 | 48 |
| Williams | 5 | 0 | 5 | 0 | | | 0 | 30 |
| C. Johnson | 4 | 4 | 0 | 0 | | | 0 | 24 |
| Britt | 3 | 0 | 3 | 0 | | | 0 | 18 |
| Cook | 3 | 0 | 3 | 0 | | | 0 | 18 |
| Avery | 1 | 0 | 1 | 0 | | | 0 | 6 |
| Babineaux | 1 | 0 | 0 | 1a | | | 0 | 6 |
| Campbell | 1 | 0 | 0 | 1d | | | 0 | 6 |
| D. Graham | 1 | 0 | 1 | 0 | | | 0 | 6 |
| Harper | 1 | 1 | 0 | 0 | | | 0 | 6 |
| L. Hawkins | 1 | 0 | 1 | 0 | | | 0 | 6 |
| Locker | 1 | 1 | 0 | 0 | | | 0 | 6 |
| Mariani | 1 | 0 | 0 | 1c | | | 0 | 6 |
| McCourtly | 1 | 0 | 0 | 1b | | | 0 | 6 |
| Ringer | 1 | 1 | 0 | 0 | | | 0 | 6 |
| Stevens | 1 | 0 | 1 | 0 | | | 0 | 6 |
| Team | 34 | 8 | 22 | 4 | 34/34 | 29/32 | 0 | 325 |
| Opponents | 34 | 10 | 21 | 3 | 32/32 | 27/28 | 0 | 317 |

2-Pt Conversions: Titans 0-0, Opponents 0-2

FUM/Lost: Hasselbeck 4/1, C. Johnson 3/1, Cook 2/2, Amato 1/0, Britt 1/1, Campbell 1/0, Hall 1/1, Harper 1/1, L. Hawkins 1/0, Mariani 1/0, Ringer 1/1

| RUSHING | No | Yds | Avg | Lg | TD |
|------------|-----|------|-----|-----|----|
| C. Johnson | 262 | 1047 | 4.0 | 48t | 4 |
| Ringer | 59 | 185 | 3.1 | 25 | 1 |
| Locker | 8 | 56 | 7.0 | 17 | 1 |
| Hasselbeck | 20 | 52 | 2.6 | 21 | 0 |
| Harper | 17 | 44 | 2.6 | 12 | 1 |

| PASSING | Att | Cmp | Pct | Yards | Yds/Att | TD | Int | Lg | Sk/Yds | Rating |
|------------|-----|-----|------|-------|---------|----|-----|-----|--------|--------|
| Hasselbeck | 518 | 319 | 61.6 | 3571 | 6.89 | 18 | 14 | 80t | 19/153 | 82.4 |
| Locker | 66 | 34 | 51.5 | 542 | 8.21 | 4 | 0 | 54 | 5/37 | 99.4 |
| Team | 584 | 353 | 60.4 | 4113 | 7.04 | 22 | 14 | 80t | 24/190 | 84.4 |
| Opponents | 591 | 369 | 62.4 | 3809 | 6.45 | 21 | 11 | 78t | 28/180 | 85.1 |

| | | | | | |
|------------|-----|------|------|-----|----|
| Hall | 6 | 24 | 4.0 | 12 | 0 |
| Kern | 1 | 21 | 21.0 | 21 | 0 |
| Washington | 2 | 5 | 2.5 | 3t | 1 |
| Mariani | 1 | 4 | 4.0 | 4 | 0 |
| Team | 376 | 1438 | 3.8 | 48t | 8 |
| Opponents | 461 | 2053 | 4.5 | 80t | 10 |

| RECEIVING | No | Yds | Avg | Lg | TD |
|------------|-----|------|------|-----|----|
| Washington | 74 | 1023 | 13.8 | 57 | 7 |
| C. Johnson | 57 | 418 | 7.3 | 34 | 0 |
| Cook | 49 | 759 | 15.5 | 80t | 3 |
| L. Hawkins | 47 | 470 | 10.0 | 32 | 1 |
| Williams | 45 | 592 | 13.2 | 54 | 5 |
| Ringer | 28 | 187 | 6.7 | 18 | 0 |
| Britt | 17 | 289 | 17.0 | 80t | 3 |
| Stevens | 9 | 166 | 18.4 | 58 | 1 |
| Hall | 9 | 46 | 5.1 | 10 | 0 |
| Mariani | 5 | 24 | 4.8 | 6 | 0 |
| Harper | 4 | 32 | 8.0 | 21 | 0 |
| Avery | 3 | 45 | 15.0 | 23 | 1 |
| Q. Johnson | 3 | 30 | 10.0 | 13 | 0 |
| D. Graham | 2 | 25 | 12.5 | 21 | 1 |
| Amano | 1 | 7 | 7.0 | 7 | 0 |
| Team | 353 | 4113 | 11.7 | 80t | 22 |
| Opponents | 369 | 3809 | 10.3 | 78t | 21 |

| INTERCEPTIONS | No | Yds | Avg | Lg | TD |
|---------------|----|-----|------|-----|----|
| McCourtly | 2 | 52 | 26.0 | 30 | 0 |
| Griffin | 2 | 0 | 0.0 | 0 | 0 |
| Babineaux | 1 | 97 | 97.0 | 97t | 1 |
| Finnegan | 1 | 8 | 8.0 | 8 | 0 |
| Hope | 1 | 7 | 7.0 | 7 | 0 |
| Witherspoon | 1 | 7 | 7.0 | 7 | 0 |
| Ruud | 1 | 4 | 4.0 | 4 | 0 |
| Verner | 1 | 4 | 4.0 | 4 | 0 |
| McCarthy | 1 | 0 | 0.0 | 0 | 0 |
| Team | 11 | 179 | 16.3 | 97t | 1 |
| Opponents | 14 | 167 | 11.9 | 38t | 3 |

| PUNTING | No | Yds | Avg | Net | TB | In | Lg | B |
|-----------|----|------|------|------|----|----|----|---|
| Kern | 86 | 3747 | 43.6 | 39.4 | 7 | 31 | 64 | 0 |
| Team | 86 | 3747 | 43.6 | 39.4 | 7 | 31 | 64 | 0 |
| Opponents | 83 | 3628 | 43.7 | 36.4 | 6 | 22 | 65 | 2 |

| PUNT RETURNS | No | FC | Yds | Avg | Lg | TD |
|--------------|----|----|-----|------|-----|----|
| Mariani | 46 | 18 | 490 | 10.7 | 79t | 1 |
| Campbell | 1 | 0 | 0 | 0.0 | 0 | 0 |
| Team | 47 | 18 | 490 | 10.4 | 79t | 1 |
| Opponents | 36 | 23 | 221 | 6.1 | 30 | 0 |

| KICKOFF RETURNS | No | Yds | Avg | Lg | TD |
|-----------------|----|-----|------|------|----|
| Mariani | 32 | 748 | 23.4 | 49 | 0 |
| Campbell | 0 | 84 | --- | 84t | 1 |
| Team | 32 | 832 | 26.0 | 100t | 1 |
| Opponents | 30 | 680 | 22.7 | 77 | 0 |

| FIELD GOALS | 1-19 | 20-29 | 30-39 | 40-49 | 50+ |
|-------------|------|-------|-------|-------|-----|
| Bironas | 0/0 | 5/5 | 9/10 | 9/10 | 6/7 |
| Team | 0/0 | 5/5 | 9/10 | 9/10 | 6/7 |
| Opponents | 2/2 | 11/11 | 5/5 | 7/7 | 2/3 |

Bironas/Titans: (66N) (34N,25G,43G,39G,33G) (46G) (39G) (29G) () (51G,50G) (43G) (38G,36G,49G) (46G) (42N,31G,52G,38G) (48G,27G,44G) (43G) (53G,21G) (51G,51G,35G) (21G,43G,33G)
OPP: (48G,21G,45G) (41G,29G) () (48G,51G) (19G) (32G,29G) (22G) (36G) (50N,29G) (19G,33G,24G) (43G) (27G) (25G,29G,22G) (47G,40G) (39G) (52G,37G,22G)

SACKS
Klug 7, Ball 4, Jones 3, Casey 2.5, Morgan 2.5, Ayers 2, Witherspoon 2, Hayes 1.5, Finnegan 1, McCourtly 1, S. Smith 1, Marks 0.5
Titans 28, Opponents 24

TACKLES (Solo-Assists-Total)
Babineaux 81-36-117, McCourtly 85-22-107, Griffin 70-26-96, Finnegan 71-24-95, Ayers 66-22-88, McCarthy 61-15-76, Casey 41-33-74, Ruud 51-17-68, Witherspoon 51-11-62, Ball 29-26-55, Verner 29-21-50, Jones 24-24-48, Morgan 23-24-47, S. Smith 20-24-44, Marks 18-26-44, Hope 25-8-33, Klug 18-14-32, Hayes 14-15-29, Sheppard 7-9-16, McRath 11-3-14, Hawkins 9-2-11, A. Smith 4-0-4, Clayton 1-2-3, Shaw 2-0-2, Amato 0-0-0, Bailey 0-0-0, Campbell 0-0-0
Team Totals: 404-811-1,215

| USUAL STARTING LINEUP | |
|-----------------------|---------------------------------------|
| OFFENSE | |
| WR | Nate Washington (85) |
| LT | Michael Roos (71) |
| LG | Leroy Harris (64) |
| C | Eugene Amano (54) |
| RG | Jake Scott (73) |
| RT | David Stewart (76) |
| TE | Craig Stevens (88) |
| WR | Damian Williams (17) |
| FB | Ahmad Hall (45) |
| QB | Matt Hasselbeck (8) |
| RB | Chris Johnson (28) |
| DEFENSE | |
| LE | Derrick Morgan (90)/Dave Ball (98) |
| LT | Jurrell Casey (99) |
| RT | Sen'Derrick Marks (94) |
| RE | Jason Jones (91) |
| LLB | Akeem Ayers (56) |
| MLB | Colin McCarthy (52)/Barrett Ruud (55) |
| RLB | Will Witherspoon (92) |
| LCB | Jason McCourty (30) |
| RCB | Cortland Finnegan (31) |
| SS | Jordan Babineaux (26) |
| FS | Michael Griffin (33) |

| | |
|-------------|-------------------|
| SPECIALISTS | |
| K | Rob Bironas (2) |
| P | Brett Kern (6) |
| KR/PR | Marc Mariani (83) |

Pro Bowl
All-Pro
GM: Mike Reinfeldt; Head Coach: Mike Munchak
Asst. Coaches: Jerry Gray (def. coord.), Chris Palmer (off. coord.), Steve Watterson (asst. head coach/strength & cond.), Frank Bush (LB), Curtis Fuller (asst. secondary) Dowell Loggains (QB/passing game), Charles London (off. asst./qual. cti.), Alan Lowry (ST), Bruce Matthews (OL), Dave McGinnis (senior asst.), Chet Parlavecchio (ST asst.), Dave Ragone (WR), Marcus Robertson (secondary), Tracy Rocker (DL), Jim Skipper (RB), Arthur Smith (def. asst./qual. cti.), Art Valero (asst. OL), John Zernheilt (TE)

| AMERICAN FOOTBALL CONFERENCE STANDINGS | | | | |
|--|----|----|---|------|
| AFC EAST | W | L | T | Pct |
| New England | 13 | 3 | 0 | .813 |
| New York Jets | 8 | 8 | 0 | .500 |
| Miami | 6 | 10 | 0 | .375 |
| Buffalo | 6 | 10 | 0 | .375 |
| AFC NORTH | W | L | T | Pct |
| Baltimore | 12 | 4 | 0 | .750 |
| * Pittsburgh | 12 | 4 | 0 | .750 |
| * Cincinnati | 9 | 7 | 0 | .563 |
| Cleveland | 4 | 12 | 0 | .250 |
| AFC SOUTH | W | L | T | Pct |
| Houston | 10 | 6 | 0 | .625 |
| Tennessee | 9 | 7 | 0 | .563 |
| Jacksonville | 5 | 11 | 0 | .313 |
| Indianapolis | 2 | 14 | 0 | .125 |
| AFC WEST | W | L | T | Pct |
| Denver | 8 | 8 | 0 | .500 |
| San Diego | 8 | 8 | 0 | .500 |
| Oakland | 8 | 8 | 0 | .500 |
| Kansas City | 7 | 9 | 0 | .438 |

| NATIONAL FOOTBALL CONFERENCE STANDINGS | | | | |
|--|----|----|---|------|
| NFC EAST | W | L | T | Pct |
| New York Giants | 9 | 7 | 0 | .563 |
| Philadelphia | 8 | 8 | 0 | .500 |
| Dallas | 8 | 8 | 0 | .500 |
| Washington | 5 | 11 | 0 | .313 |
| NFC NORTH | W | L | T | Pct |
| Green Bay | 15 | 1 | 0 | .938 |
| * Detroit | 10 | 6 | 0 | .625 |
| Chicago | 8 | 8 | 0 | .500 |
| Minnesota | 3 | 13 | 0 | .188 |
| NFC SOUTH | W | L | T | Pct |
| New Orleans | 13 | 3 | 0 | .813 |
| * Atlanta | 10 | 6 | 0 | .625 |
| Carolina | 6 | 10 | 0 | .375 |
| Tampa Bay | 4 | 12 | 0 | .250 |
| NFC WEST | W | L | T | Pct |
| San Francisco | 13 | 3 | 0 | .813 |
| Arizona | 8 | 8 | 0 | .500 |
| Seattle | 7 | 9 | 0 | .438 |
| St. Louis | 2 | 14 | 0 | .125 |

* Wild Card for Playoffs

2010 SEASON (6-10 REGULAR SEASON, 0-0 PLAYOFFS) • 4TH PLACE AFC SOUTH

| DATE | OPPONENT | SCORE | W/L | ATT |
|------------|--------------------|--------|-----|--------|
| Sep. 12 | OAKLAND | 38-13 | W | 69,143 |
| Sep. 19 | PITTSBURGH | 11-19 | L | 69,143 |
| Sep. 26 | at New York Giants | 29-10 | W | 79,386 |
| Oct. 3 | DENVER | 20-26 | L | 69,143 |
| Oct. 10 | at Dallas | 34-27 | W | 90,616 |
| Oct. 18 | at Jacksonville | 30-3 | W | 63,625 |
| Oct. 24 | PHILADELPHIA | 37-19 | W | 69,143 |
| Oct. 31 | at San Diego | 25-33 | L | 59,260 |
| Nov. 7 | BYE | | | |
| Nov. 14 | at Miami | 17-29 | L | 65,585 |
| Nov. 21 | WASHINGTON | 16-19* | L | 69,143 |
| Nov. 28 | at Houston | 0-20 | L | 70,855 |
| Dec. 5 | JACKSONVILLE | 6-17 | L | 69,143 |
| Dec. 9 | INDIANAPOLIS | 28-30 | L | 69,143 |
| Dec. 19 | HOUSTON | 31-17 | W | 69,143 |
| Dec. 26 | at Kansas City | 14-34 | L | 65,606 |
| Jan. 2 | at Indianapolis | 20-23 | L | 67,188 |
| * Overtime | | | | |

| | TITANS | OPP |
|--------------------|----------|----------|
| Total First Downs | 252 | 356 |
| Rushing | 73 | 107 |
| Passing | 155 | 214 |
| Penalty | 24 | 35 |
| 3rd Down: Made/Att | 71/204 | 104/242 |
| 3rd Down Pct. | 34.8 | 43.0 |
| 4th Down: Made/Att | 8/14 | 9/22 |
| 4th Down Pct. | 57.1 | 40.9 |
| Possession Avg. | 25:54 | 34:06 |
| Total Net Yards | 4834 | 5883 |
| Avg. Per Game | 302.1 | 367.7 |
| Total Plays | 907 | 1139 |
| Avg. Per Play | 5.3 | 5.2 |
| Net Yards Rushing | 1727 | 1851 |
| Avg. Per Game | 107.9 | 115.7 |
| Total Rushes | 406 | 474 |
| Net Yards Passing | 3107 | 4032 |
| Avg. Per Game | 194.2 | 252.0 |
| Sacked/Yards Lost | 27/171 | 40/272 |
| Gross Yards | 3278 | 4304 |
| Att./Completions | 474/273 | 625/410 |
| Completion Pct. | 57.6 | 65.6 |
| Had Intercepted | 15 | 17 |
| Punts/Average | 77/42.9 | 61/42.9 |
| Net Punting Avg. | 77/39.1 | 61/34.6 |
| Penalties/Yards | 128/1040 | 114/1039 |
| Fumbles/Ball Lost | 22/14 | 25/8 |
| Touchdowns | 40 | 32 |
| Rushing | 13 | 7 |
| Passing | 24 | 23 |
| Returns | 3 | 2 |

| BY PERIODS | 1 | 2 | 3 | 4 | OT | PTS |
|------------|----|-----|----|-----|----|-----|
| Team | 79 | 92 | 83 | 102 | 0 | 356 |
| Opponents | 65 | 130 | 65 | 76 | 3 | 339 |

| SCORING | TD | RU | PA | RT | PAT | FG | S | TP |
|------------|----|----|----|----|-------|-------|---|-----|
| Bironas | 0 | 0 | 0 | 0 | 38/38 | 24/26 | 0 | 110 |
| C. Johnson | 12 | 11 | 1 | 0 | 0 | 0 | 0 | 72 |
| Britt | 9 | 0 | 9 | 0 | 0 | 0 | 0 | 56 |
| Washington | 6 | 0 | 6 | 0 | 0 | 0 | 0 | 36 |
| Moss LG | 5 | 0 | 5 | 0 | 0 | 0 | 0 | 30 |
| Scaife | 4 | 0 | 4 | 0 | 0 | 0 | 0 | 24 |
| Mariani | 2 | 0 | 0 | 2 | 0 | 0 | 0 | 12 |
| Ringer | 2 | 2 | 0 | 0 | 0 | 0 | 0 | 12 |
| Stevens | 2 | 0 | 2 | 0 | 0 | 0 | 0 | 12 |
| Cook | 1 | 0 | 1 | 0 | 0 | 0 | 0 | 6 |
| Finnegan | 1 | 0 | 0 | 1 | 0 | 0 | 0 | 6 |
| Gage | 1 | 0 | 1 | 0 | 0 | 0 | 0 | 6 |
| Schommer | 0 | 0 | 0 | 0 | 0 | 0 | 1 | 2 |
| Team | 40 | 13 | 24 | 3 | 38/38 | 24/26 | 2 | 356 |
| Opponents | 32 | 7 | 23 | 2 | 30/30 | 39/48 | 0 | 339 |

2-Pt Conversions: Britt, Titans 1-2, Opponents 0-2

FUM/Lost: Young 6/4, K. Collins 5/3, C. Johnson 3/2, Mariani 3/2, Scaife 2/1, Amano 1/0, Amato 1/1, Britt 1/1

| RUSHING | No | Yds | Avg | Lg | TD |
|------------|-----|------|------|-----|----|
| C. Johnson | 316 | 1364 | 4.3 | 76t | 11 |
| Ringer | 51 | 239 | 4.7 | 54 | 2 |
| Young | 25 | 125 | 5.0 | 20 | 0 |
| Williams | 1 | 5 | 5.0 | 5 | 0 |
| K. Collins | 10 | 1 | 0.1 | 4 | 0 |
| Hall | 1 | 1 | 1.0 | 1 | 0 |
| Kern | 1 | 0 | 0.0 | 0 | 0 |
| Washington | 1 | -8 | -8.0 | -8 | 0 |
| Team | 406 | 1727 | 4.3 | 76t | 13 |
| Opponents | 474 | 1851 | 3.9 | 37 | 7 |

| PASSING | Att | Cmp | Pct | Yards | Yds/Att | TD | Int | Lg | Sk/Yds | Rating |
|------------|-----|-----|------|-------|---------|----|-----|-----|--------|--------|
| K. Collins | 278 | 160 | 57.6 | 1823 | 6.56 | 14 | 8 | 80t | 13/91 | 82.2 |
| Young | 156 | 93 | 59.6 | 1255 | 8.04 | 10 | 3 | 71t | 13/80 | 98.6 |
| Smith | 40 | 20 | 50.0 | 200 | 5.00 | 0 | 4 | 52 | 1/0 | 25.0 |
| Team | 474 | 273 | 57.6 | 3278 | 6.92 | 24 | 15 | 80t | 27/171 | 82.6 |
| Opponents | 625 | 410 | 65.6 | 4304 | 6.89 | 23 | 17 | 75t | 40/272 | 86.4 |

| RECEIVING | No | Yds | Avg | Lg | TD |
|------------|-----|------|------|-----|----|
| C. Johnson | 44 | 245 | 5.6 | 25 | 1 |
| Britt | 42 | 775 | 18.5 | 80t | 9 |
| Washington | 42 | 687 | 16.4 | 71t | 6 |
| Scaife | 36 | 318 | 8.8 | 30 | 4 |
| Cook | 29 | 361 | 12.4 | 36 | 1 |
| Moss LG | 28 | 393 | 14.0 | 37t | 5 |
| Moss TM | 6 | 80 | 13.3 | 26 | 0 |
| Gage | 20 | 266 | 13.3 | 30 | 1 |
| Williams | 16 | 219 | 13.7 | 39 | 0 |
| Hall | 15 | 100 | 6.7 | 19 | 0 |
| Stevens | 11 | 122 | 11.1 | 28 | 2 |
| Ringer | 7 | 44 | 6.3 | 9 | 0 |
| L. Hawkins | 5 | 61 | 12.2 | 24 | 0 |
| Team | 273 | 3278 | 12.0 | 80t | 24 |
| Opponents | 410 | 4304 | 10.5 | 75t | 23 |

| INTERCEPTIONS | No | Yds | Avg | Lg | TD |
|---------------|----|-----|------|-----|----|
| Griffin | 4 | 50 | 12.5 | 28 | 0 |
| Verner | 3 | 41 | 13.7 | 19 | 0 |
| Finnegan | 2 | 41 | 20.5 | 41t | 1 |
| McCourt | 2 | 11 | 5.5 | 11 | 0 |
| Witherspoon | 2 | 11 | 5.5 | 9 | 0 |
| Hope | 1 | 32 | 32.0 | 32 | 0 |
| Tulloch | 1 | 18 | 18.0 | 18 | 0 |
| Fuller | 1 | 0 | 0.0 | 0 | 0 |
| Marks | 1 | -6 | -6.0 | -6 | 0 |
| Team | 17 | 198 | 11.6 | 41t | 1 |
| Opponents | 15 | 120 | 8.0 | 54t | 1 |

| PUNTING | No | Yds | Avg | Net | TB | In | Lg | B |
|-----------|----|------|------|------|----|----|----|---|
| Kern | 77 | 3302 | 42.9 | 39.1 | 4 | 24 | 68 | 0 |
| Team | 77 | 3302 | 42.9 | 39.1 | 4 | 24 | 68 | 0 |
| Opponents | 61 | 2618 | 42.9 | 34.6 | 9 | 15 | 68 | 1 |

| PUNT RETURNS | No | FC | Yds | Avg | Lg | TD |
|--------------|----|----|-----|------|-----|----|
| Mariani | 27 | 17 | 329 | 12.2 | 87t | 1 |
| Team | 27 | 17 | 329 | 12.2 | 87t | 1 |
| Opponents | 35 | 16 | 214 | 6.1 | 29 | 0 |

| KICKOFF RETURNS | No | Yds | Avg | Lg | TD |
|-----------------|----|------|------|-----|----|
| Mariani | 60 | 1530 | 25.5 | 98t | 1 |
| Hall | 2 | 21 | 10.5 | 15 | 0 |
| Cook | 1 | 3 | 3.0 | 3 | 0 |
| Gage | 1 | 2 | 2.0 | 2 | 0 |
| Team | 64 | 1556 | 24.3 | 98t | 1 |
| Opponents | 56 | 1389 | 24.8 | 97t | 1 |

| FIELD GOALS | 1-19 | 20-29 | 30-39 | 40-49 | 50+ |
|-------------|------|-------|-------|-------|-----|
| Bironas | 0/0 | 6/6 | 8/9 | 8/8 | 2/3 |
| Team | 0/0 | 6/6 | 8/9 | 8/8 | 2/3 |
| Opponents | 1/1 | 10/10 | 15/15 | 11/17 | 2/5 |

Bironas/Titans: (43G) (21G) (48G,22G) (35N,55G,46G) (52G, 40G) (26G,33G,36G)(41G,38G,33G) (21G) (40G) (25G, 32G,40G) () (37G,30G) () (30G) () (26G,42G,61N) OPP: (34G,30G,53N) (36G,34G,25G,27G) (53N,50G,44N) (36G,36G,35G,36G)(51G,44N,26G) (33G) (25G,46G,46G,28G) (34G,36G) (23G,26G,42G)(19G,51N,40G,42G,47N,48G) (35G,33G) (26G,49B,48N) (21G,28G,47G) (37G) (35G,47N,42G) (48G,44G,43G)

SACKS
Babin 12.5, Ball 7, T. Brown 3.5, Jones 3.5, Ford 3, Witherspoon 3, Hayes 1.5, McRath 1.5, Morgan 1.5, Finnegan 1, Hope 1, Tulloch 1
Titans 40, Opponents 27

TACKLES (Solo-Assists-Total)
Tulloch 121-48-169, Griffin 99-54-153, Hope 85-48-133, Verner 76-27-103, Finnegan 76-24-100, Witherspoon 65-34-99, Babin 56-37-93, Ford 38-29-67, Jones 36-25-61, McRath 45-15-60, Ball 32-27-59, Haye 30-22-52, Marks 27-23-50, Hayes 27-22-49, McCourt 36-9-45, Brown 18-17-35, Fuller 22-10-32, Douglas 14-16-30, Shaw 7-4-11, Morgan 6-4-10, Sheppard 4-5-9, Winborn 4-4-8, Gordon 2-2-4, Mouton 3-0-3, Allred 2-1-3
Team Totals: 931-507-1,438

USUAL STARTING LINEUP

OFFENSE
WR Nate Washington (85)
LT Michael Roos (71)
LG Leroy Harris (64)
C Eugene Amano (54)
RG Jake Scott (73)
RT David Stewart (76)
TE Craig Stevens (88)/Bo Scaife (80)
WR Justin Gage (12)/Kenny Britt (18)
FB Ahmard Hall (45)
QB Vince Young (10)/Kerry Collins (5)
RB Chris Johnson (28)

DEFENSE
LE Jason Babin (93)
LT Jason Jones (91)
RT Tony Brown (97)
RE Dave Ball (98)
LLB Gerald McRath (51)
MLB Stephen Tulloch (55)
RLB Will Witherspoon (92)
LCB Alterraun Verner (20)
RCB Cortland Finnegan (31)
SS Chris Hope (24)
FS Michael Griffin (33)

SPECIALISTS
K Rob Bironas (2)
P Brett Kern (6)
KR/PR Marc Mariani (83)

Pro Bowl
All-Pro

GM: Mike Reinfeldt; Head Coach: Jeff Fisher
Asst. Coaches: Mike Heimerdinger (off. coord.), Chuck Cecil (def. coord.), Craig Johnson (asst. head coach/RB), Dave McGinnis (asst. head coach/LB), Steve Watterson (asst. head coach/strength & conditioning), Marty Galbraith (ST asst.), Fred Graves (WR), Tim Hauck (asst. secondary), Dowell Loggains (QB/passing game), Alan Lowry (ST), Mike Munchak (OL), Marcus Robertson (secondary), Rayna Stewart (def. asst./qual. ctrl.), Jim Washburn (DL), Richie Weissman (qual. control/off.), John Zernelt (TE)

AMERICAN FOOTBALL CONFERENCE STANDINGS

| AFC EAST | W | L | T | Pct |
|-----------------|----|----|---|------|
| New England | 14 | 2 | 0 | .875 |
| * New York Jets | 11 | 5 | 0 | .688 |
| Miami | 7 | 9 | 0 | .438 |
| Buffalo | 4 | 12 | 0 | .250 |
| AFC NORTH | W | L | T | Pct |
| Pittsburgh | 12 | 4 | 0 | .750 |
| * Baltimore | 12 | 4 | 0 | .750 |
| Cleveland | 5 | 11 | 0 | .313 |
| Cincinnati | 4 | 12 | 0 | .250 |
| AFC SOUTH | W | L | T | Pct |
| Indianapolis | 10 | 6 | 0 | .625 |
| Jacksonville | 8 | 8 | 0 | .500 |
| Houston | 6 | 10 | 0 | .375 |
| Tennessee | 6 | 10 | 0 | .375 |
| AFC WEST | W | L | T | Pct |
| Kansas City | 10 | 6 | 0 | .625 |
| San Diego | 9 | 7 | 0 | .563 |
| Oakland | 8 | 8 | 0 | .500 |
| Denver | 4 | 12 | 0 | .250 |

NATIONAL FOOTBALL CONFERENCE STANDINGS

| NFC EAST | W | L | T | Pct |
|-----------------|----|----|---|------|
| Philadelphia | 10 | 6 | 0 | .625 |
| New York Giants | 10 | 6 | 0 | .625 |
| Dallas | 6 | 10 | 0 | .375 |
| Washington | 6 | 10 | 0 | .375 |
| NFC NORTH | W | L | T | Pct |
| Chicago | 11 | 5 | 0 | .688 |
| * Green Bay | 10 | 6 | 0 | .625 |
| Detroit | 6 | 10 | 0 | .375 |
| Minnesota | 6 | 10 | 0 | .375 |
| NFC SOUTH | W | L | T | Pct |
| Atlanta | 13 | 3 | 0 | .813 |
| * New Orleans | 11 | 5 | 0 | .688 |
| Tampa Bay | 10 | 6 | 0 | .625 |
| Carolina | 2 | 14 | 0 | .125 |
| NFC WEST | W | L | T | Pct |
| Seattle | 7 | 9 | 0 | .438 |
| St. Louis | 7 | 9 | 0 | .438 |
| San Francisco | 6 | 10 | 0 | .375 |
| Arizona | 5 | 11 | 0 | .313 |

* Wild Card for Playoffs

2009 SEASON (8-8 REGULAR SEASON, 0-0 PLAYOFFS) • 3RD PLACE AFC SOUTH

| DATE | OPPONENT | SCORE | W/L | ATT |
|------------|------------------|--------|-----|--------|
| Sep. 10 | at Pittsburgh | 10-13* | L | 65,110 |
| Sep. 20 | HOUSTON | 31-34 | L | 69,143 |
| Sep. 27 | at NY Jets | 17-24 | L | 75,863 |
| Oct. 4 | at Jacksonville | 17-37 | L | 49,014 |
| Oct. 11 | INDIANAPOLIS | 9-31 | L | 69,143 |
| Oct. 18 | at New England | 0-59 | L | 68,756 |
| Oct. 25 | BYE | | | |
| Nov. 1 | JACKSONVILLE | 30-13 | W | 69,143 |
| Nov. 8 | at San Francisco | 34-27 | W | 69,732 |
| Nov. 15 | BUFFALO | 41-17 | W | 69,143 |
| Nov. 23 | at Houston | 20-17 | W | 71,153 |
| Nov. 29 | ARIZONA | 20-17 | W | 69,143 |
| Dec. 6 | at Indianapolis | 17-27 | L | 66,321 |
| Dec. 13 | ST. LOUIS | 47-7 | W | 69,143 |
| Dec. 20 | MIAMI | 27-24* | W | 69,143 |
| Dec. 25 | SAN DIEGO | 17-42 | L | 69,143 |
| Jan. 3 | at Seattle | 17-13 | W | 67,002 |
| * Overtime | | | | |

| | TITANS | OPP |
|--------------------|---------|---------|
| Total First Downs | 288 | 323 |
| Rushing | 115 | 89 |
| Passing | 154 | 210 |
| Penalty | 19 | 24 |
| 3rd Down: Made/Att | 89/214 | 89/218 |
| 3rd Down Pct. | 41.6 | 40.8 |
| 4th Down: Made/Att | 12/22 | 12/17 |
| 4th Down Pct. | 54.5 | 70.6 |
| Possession Avg. | 28:27 | 31:33 |
| Total Net Yards | 5623 | 5850 |
| Avg. Per Game | 351.4 | 365.6 |
| Total Plays | 990 | 1038 |
| Avg. Per Play | 5.7 | 5.6 |
| Net Yards Rushing | 2592 | 1711 |
| Avg. Per Game | 162.0 | 106.9 |
| Total Rushes | 499 | 402 |
| Net Yards Passing | 3031 | 4139 |
| Avg. Per Game | 189.4 | 258.7 |
| Sacked/Yards Lost | 15/73 | 32/224 |
| Gross Yards | 3104 | 4363 |
| Att./Completions | 476/271 | 604/404 |
| Completion Pct. | 56.9 | 66.9 |
| Had Intercepted | 15 | 20 |
| Punts/Average | 69/43.4 | 76/44.3 |
| Net Punting Avg. | 69/38.7 | 76/39.5 |
| Penalties/Yards | 98/821 | 94/724 |
| Fumbles/Ball Lost | 27/16 | 20/7 |
| Touchdowns | 39 | 48 |
| Rushing | 19 | 16 |
| Passing | 16 | 31 |
| Returns | 4 | 1 |

| BY PERIODS | 1 | 2 | 3 | 4 | OT | PTS |
|------------|----|-----|----|-----|----|-----|
| Titans | 77 | 103 | 67 | 104 | 3 | 354 |
| Opponents | 82 | 169 | 77 | 71 | 3 | 402 |

| SCORING | TD | RU | PA | RT | PAT | FG | S | TP |
|------------|----|----|----|----|-------|-------|---|-----|
| Bironas | 0 | 0 | 0 | 0 | 37/37 | 27/32 | 0 | 118 |
| Johnson | 16 | 14 | 2 | 0 | 0 | 0 | 0 | 98 |
| Washington | 6 | 0 | 6 | 0 | 0 | 0 | 0 | 36 |
| Britt | 3 | 0 | 3 | 0 | 0 | 0 | 0 | 18 |
| Gage | 3 | 0 | 3 | 0 | 0 | 0 | 0 | 18 |
| Fuller | 2 | 0 | 0 | 2 | 0 | 0 | 0 | 12 |
| White | 2 | 2 | 0 | 0 | 0 | 0 | 0 | 12 |
| Young | 2 | 2 | 0 | 0 | 0 | 0 | 0 | 12 |
| Collins | 1 | 1 | 0 | 0 | 0 | 0 | 0 | 6 |
| Crumpler | 1 | 0 | 1 | 0 | 0 | 0 | 0 | 6 |
| Finnegan | 1 | 0 | 0 | 1 | 0 | 0 | 0 | 6 |
| Hood | 1 | 0 | 0 | 1 | 0 | 0 | 0 | 6 |
| Scaife | 1 | 0 | 1 | 0 | 0 | 0 | 0 | 6 |
| Titans | 39 | 19 | 16 | 4 | 37/37 | 27/32 | 0 | 354 |
| Opp. | 48 | 16 | 31 | 1 | 46/47 | 22/27 | 0 | 402 |

2-Pt Conversions: Johnson, Titans 1-2, Opponents 1-1

FUM/Lost: Young 8/2, Mouton 4/2, Collins 3/2, Johnson 3/3, Hall 2/2, Britt 1/1, Crumpler 1/1, Finnegan 1/0, Pearman 1/1, Scaife 1/1, Washington 1/0, White 1/1

| RUSHING | No | Yds | Avg | Lg | TD |
|------------|-----|------|-----|-----|----|
| Johnson | 358 | 2006 | 5.6 | 91t | 14 |
| Young | 55 | 281 | 5.1 | 44 | 2 |
| White | 64 | 222 | 3.5 | 11 | 2 |
| Ringer | 8 | 48 | 6.0 | 32 | 0 |
| Collins | 11 | 15 | 1.4 | 10t | 1 |
| Washington | 2 | 15 | 7.5 | 14 | 0 |
| Hall | 1 | 5 | 5.0 | 5 | 0 |
| Team | 499 | 2592 | 5.2 | 91t | 19 |
| Opponents | 402 | 1711 | 4.3 | 80t | 16 |

| PASSING | Att | Cmp | Pct | Yards | Yds/Att | TD | Int | Lg | Sk/Yds | Rating |
|-----------|-----|-----|------|-------|---------|----|-----|-----|--------|--------|
| Young | 259 | 152 | 58.7 | 1879 | 7.25 | 10 | 7 | 66t | 9/36 | 82.8 |
| Collins | 216 | 119 | 55.1 | 1225 | 5.67 | 6 | 8 | 69t | 6/37 | 65.5 |
| Johnson | 1 | 0 | 0.0 | 0 | 0.00 | 0 | 0 | --- | 0/0 | 39.6 |
| Team | 476 | 271 | 56.9 | 3104 | 6.52 | 16 | 15 | 69t | 15/73 | 74.8 |
| Opponents | 604 | 404 | 66.9 | 4363 | 7.22 | 31 | 20 | 72t | 32/224 | 91.2 |

| RECEIVING | No | Yds | Avg | Lg | TD |
|------------|-----|------|------|-----|----|
| Johnson | 50 | 503 | 10.1 | 69t | 2 |
| Washington | 47 | 569 | 12.1 | 35 | 6 |
| Scaife | 45 | 440 | 9.8 | 27 | 1 |
| Britt | 42 | 701 | 16.7 | 57 | 3 |
| Gage | 28 | 383 | 13.7 | 49 | 3 |
| Crumpler | 27 | 222 | 8.2 | 27 | 1 |
| Hall | 12 | 79 | 6.6 | 15 | 0 |
| Cook | 9 | 74 | 8.2 | 17 | 0 |
| Hawkins | 7 | 110 | 15.7 | 32 | 0 |
| White | 3 | 14 | 4.7 | 7 | 0 |
| M. Jones | 1 | 9 | 9.0 | 9 | 0 |
| Team | 271 | 3104 | 11.5 | 69t | 16 |
| Opponents | 404 | 4363 | 10.8 | 72t | 31 |

| INTERCEPTIONS | No | Yds | Avg | Lg | TD |
|---------------|----|-----|------|-----|----|
| Finnegan | 5 | 194 | 38.8 | 80 | 1 |
| Hood | 3 | 91 | 30.3 | 43 | 1 |
| Fuller | 3 | 71 | 23.7 | 45t | 2 |
| Bulluck | 3 | 45 | 15.0 | 23 | 0 |
| Hope | 3 | 24 | 8.0 | 24 | 0 |
| Harper | 1 | 4 | 4.0 | 4 | 0 |
| Griffin | 1 | 3 | 3.0 | 3 | 0 |
| McRath | 1 | 1 | 1.0 | 1 | 0 |
| Team | 20 | 433 | 21.7 | 80 | 4 |
| Opponents | 15 | 121 | 8.1 | 26 | 0 |

| PUNTING | No | Yds | Avg | Net | TB | In | Lg | B |
|-----------|----|------|------|------|----|----|----|---|
| Kern LG | 64 | 2910 | 45.5 | 38.5 | 10 | 27 | 67 | 0 |
| Kern TM | 37 | 1665 | 45.0 | 41.4 | 4 | 18 | 67 | 0 |
| Hodges TM | 22 | 868 | 39.5 | 31.8 | 2 | 1 | 50 | 0 |
| Hentrich | 9 | 422 | 46.9 | 44.1 | 0 | 3 | 60 | 0 |
| Bironas | 1 | 40 | 40.0 | 40.0 | 0 | 0 | 40 | 0 |
| Team | 69 | 2995 | 43.4 | 38.7 | 6 | 22 | 67 | 0 |
| Opponents | 76 | 3364 | 44.3 | 39.5 | 7 | 32 | 64 | 0 |

| PUNT RETURNS | No | FC | Yds | Avg | Lg | TD |
|--------------|----|----|-----|------|----|----|
| Pearman | 11 | 8 | 112 | 10.2 | 18 | 0 |
| Kaesviharn | 9 | 8 | 34 | 3.8 | 10 | 0 |
| Mouton | 6 | 3 | 37 | 6.2 | 15 | 0 |
| Finnegan | 4 | 1 | 14 | 3.5 | 11 | 0 |
| M. Jones | 3 | 2 | 23 | 7.7 | 15 | 0 |
| Team | 33 | 22 | 220 | 6.7 | 18 | 0 |
| Opponents | 29 | 17 | 208 | 7.2 | 37 | 0 |

| KICKOFF RETURNS | No | Yds | Avg | Lg | TD |
|-----------------|----|------|------|-----|----|
| Britt | 24 | 523 | 21.8 | 56 | 0 |
| M. Jones | 13 | 264 | 20.3 | 27 | 0 |
| Ringer | 9 | 181 | 20.1 | 25 | 0 |
| Pearman | 8 | 174 | 21.8 | 27 | 0 |
| Griffin | 6 | 143 | 23.8 | 31 | 0 |
| Crumpler | 3 | 20 | 6.7 | 15 | 0 |
| McCourtly | 3 | 72 | 24.0 | 27 | 0 |
| Hall | 1 | 12 | 12.0 | 12 | 0 |
| Mouton | 1 | 14 | 14.0 | 14 | 0 |
| Stevens | 1 | 14 | 14.0 | 14 | 0 |
| Team | 69 | 1417 | 20.5 | 56 | 0 |
| Opponents | 71 | 1714 | 24.1 | 99t | 1 |

| FIELD GOALS | 1-19 | 20-29 | 30-39 | 40-49 | 50+ |
|-------------|------|-------|-------|-------|-----|
| Bironas | 0/0 | 8/8 | 4/6 | 10/12 | 5/6 |
| Team | 0/0 | 8/8 | 4/6 | 10/12 | 5/6 |
| Opponents | 0/0 | 9/9 | 8/9 | 4/6 | 1/3 |

Bironas/Titans: (37N,31B,45G) (40G) (38G) (29G) (49G,43G,46G) () (48G,25G,45G) (21G,28G) (38G,60N,51G) (50G,49N,53G) (52G,24G) (20G) (27G,34G,36G,50G) (24G,46G) (46G) (47N,47G)
Opponents: (32G,33G) (38G,23G) (30G) (22G,50G,55N,33G) (23G) (39N,33G) () (40G,25G) (25G) (49N,26G,49N) (41G) (43G,52N,36G) () (23G,28G,45G) () (35G,20G)

SACKS
Ford 5.5, T. Brown 5, Hayes 4, J. Jones 4, Vanden Bosch 3, Hope 2, Tulloch 2, Fuller 1, Griffin 1, Kears 1, Marks 1, Thornton 1, (group) 1, Hays 0.5
Titans 32, Opponents 15

TACKLES (Solo-Assists-Total)
Tulloch 95-37-132, Bulluck 83-35-118, Griffin 62-46-108, Hope 70-25-95, Vanden Bosch 41-45-86, W. Hayes 51-31-82, Harper 69-8-77, Finnegan 57-19-76, Brown 36-25-61, Thornton 46-14-60, J. Hays 29-26-55, Vickerson 24-25-49, Ball 19-19-38, Ford 22-16-38, McRath 25-13-38, Fuller 25-8-33, McCourtly 20-10-30, Marks 9-14-23, J. Jones 15-6-21, Hood 14-4-18, Mouton 9-8-17, Allred 6-9-15, Kaesviharn 10-3-13, Kears 5-6-11, C. Williams 5-2-7, Amato 0-0-0, Kegl 0-0-0, Nickey 0-0-0
Team Totals: 847-454-1,301

| USUAL STARTING LINEUP | |
|-----------------------|-----------------------------------|
| OFFENSE | |
| WR | Nate Washington (85) |
| LT | Michael Roos (71) |
| LG | Eugene Amato (54) |
| C | Kevin Mawae (68) |
| RG | Jake Scott (73) |
| RT | David Stewart (76) |
| TE | Bo Scaife (80)/Alge Crumpler (83) |
| WR | Justin Gage (12) |
| FB | Ahmad Hall (45) |
| QB | Vince Young (10) |
| RB | Chris Johnson (28) |
| DEFENSE | |
| LE | William Hayes (95) |
| LT | Jovan Haye (75) |
| RT | Tony Brown (97) |
| RE | Kyle Vanden Bosch (93) |
| LLB | David Thornton (50) |
| MLB | Stephen Tulloch (55) |
| RLB | Keith Bulluck (53) |
| LCB | Nick Harper (20) |
| RCB | Cortland Finnegan (31) |
| SS | Chris Hope (24) |
| FS | Michael Griffin (33) |

| | |
|-------------|-----------------|
| SPECIALISTS | |
| K | Rob Bironas (2) |
| P | Brett Kern (6) |

Pro Bowl
All-Pro
GM: Mike Reinfeldt; Head Coach: Jeff Fisher
Asst. Coaches: Mike Heimerdinger (off. coord.), Chuck Cecil (def. coord.), Dave McGinnis (asst. head coach/LB), Steve Watterson (asst. head coach/strength & conditioning), Earnest Byner (RB), Marty Galbraith (ST asst.), Fred Graves (WR), Tim Hauck (asst. secondary), Craig Johnson (QB), Dowell Loggains (off. qual. ctl.), Alan Lowry (ST), Mike Munchak (OL), Marcus Robertson (secondary), Rayna Stewart (def. asst./qual. ctl.), Jim Washburn (DL), Richie Wessman (off. asst.), John Zernelt (TE)

| AMERICAN FOOTBALL CONFERENCE STANDINGS | | | | |
|--|----|----|---|------|
| AFC EAST | W | L | T | Pct |
| New England | 10 | 6 | 0 | .625 |
| * N.Y. Jets | 9 | 7 | 0 | .563 |
| Miami | 7 | 9 | 0 | .438 |
| Buffalo | 6 | 10 | 0 | .375 |
| AFC NORTH | W | L | T | Pct |
| Cincinnati | 10 | 6 | 0 | .625 |
| * Baltimore | 9 | 7 | 0 | .563 |
| Pittsburgh | 9 | 7 | 0 | .563 |
| Cleveland | 5 | 11 | 0 | .313 |
| AFC SOUTH | W | L | T | Pct |
| Indianapolis | 14 | 2 | 0 | .875 |
| Houston | 9 | 7 | 0 | .563 |
| Tennessee | 8 | 8 | 0 | .500 |
| Jacksonville | 7 | 9 | 0 | .438 |
| AFC WEST | W | L | T | Pct |
| San Diego | 13 | 3 | 0 | .813 |
| Denver | 8 | 8 | 0 | .500 |
| Oakland | 5 | 11 | 0 | .313 |
| Kansas City | 4 | 12 | 0 | .250 |

| NATIONAL FOOTBALL CONFERENCE STANDINGS | | | | |
|--|----|----|---|------|
| NFC EAST | W | L | T | Pct |
| Dallas | 11 | 5 | 0 | .688 |
| * Philadelphia | 11 | 5 | 0 | .688 |
| N.Y. Giants | 8 | 8 | 0 | .500 |
| Washington | 4 | 12 | 0 | .250 |
| NFC NORTH | W | L | T | Pct |
| Minnesota | 12 | 4 | 0 | .813 |
| * Green Bay | 11 | 5 | 0 | .688 |
| Chicago | 7 | 9 | 0 | .438 |
| Detroit | 2 | 14 | 0 | .125 |
| NFC SOUTH | W | L | T | Pct |
| New Orleans | 13 | 3 | 0 | .813 |
| Atlanta | 9 | 7 | 0 | .563 |
| Carolina | 8 | 8 | 0 | .500 |
| Tampa Bay | 3 | 13 | 0 | .188 |
| NFC WEST | W | L | T | Pct |
| Arizona | 10 | 6 | 0 | .625 |
| San Francisco | 8 | 8 | 0 | .500 |
| Seattle | 5 | 11 | 0 | .313 |
| St. Louis | 1 | 15 | 0 | .063 |

* Wild Card for Playoffs

2008 SEASON (13-3 REGULAR SEASON, 0-1 PLAYOFFS) • 1ST PLACE AFC SOUTH

| DATE | OPPONENT | SCORE | W/L | ATT |
|---------|-----------------|--------|-----|--------|
| Sep. 7 | JACKSONVILLE | 17-10 | W | 69,143 |
| Sep. 14 | at Cincinnati | 24-7 | W | 65,540 |
| Sep. 21 | HOUSTON | 31-12 | W | 69,143 |
| Sep. 28 | MINNESOTA | 30-17 | W | 69,143 |
| Oct. 5 | at Baltimore | 13-10 | W | 71,131 |
| Oct. 12 | BYE | | | |
| Oct. 19 | at Kansas City | 34-10 | W | 74,200 |
| Oct. 27 | INDIANAPOLIS | 31-21 | W | 69,143 |
| Nov. 2 | GREEN BAY | 19-16* | W | 69,143 |
| Nov. 9 | at Chicago | 21-14 | W | 62,124 |
| Nov. 16 | at Jacksonville | 24-14 | W | 65,258 |
| Nov. 23 | NY JETS | 13-34 | L | 69,143 |
| Nov. 27 | at Detroit | 47-10 | W | 60,112 |
| Dec. 7 | CLEVELAND | 28-9 | W | 69,143 |
| Dec. 14 | at Houston | 12-13 | L | 70,831 |
| Dec. 21 | PITTSBURGH | 31-14 | W | 69,143 |
| Dec. 28 | at Indianapolis | 0-23 | L | 66,721 |
| Jan. 10 | BALTIMORE | 10-13 | L | 69,143 |

* Overtime

| | TITANS | OPP |
|--------------------|---------|---------|
| Total First Downs | 268 | 276 |
| Rushing | 108 | 81 |
| Passing | 143 | 166 |
| Penalty | 17 | 29 |
| 3rd Down: Made/Att | 78/216 | 79/226 |
| 3rd Down Pct. | 36.1 | 35.0 |
| 4th Down: Made/Att | 5/11 | 8/18 |
| 4th Down Pct. | 45.5 | 44.4 |
| Possession Avg. | 29:09 | 30:51 |
| Total Net Yards | 5018 | 4698 |
| Avg. Per Game | 313.6 | 293.6 |
| Total Plays | 973 | 1022 |
| Avg. Per Play | 5.2 | 4.6 |
| Net Yards Rushing | 2199 | 1502 |
| Avg. Per Game | 137.4 | 93.9 |
| Total Rushes | 508 | 403 |
| Avg. Per Play | 4.3 | 3.7 |
| Net Yards Passing | 2819 | 3196 |
| Avg. Per Game | 176.2 | 199.8 |
| Sacked/Yards Lost | 12/83 | 44/262 |
| Gross Yards | 2902 | 3458 |
| Att./Comp. | 453/265 | 575/342 |
| Completion Pct. | 58.5 | 59.5 |
| Had Intercepted | 9 | 20 |
| Punts/Average | 87/42.8 | 87/42.3 |
| Net Punting Avg. | 36.5 | 36.2 |
| Penalties/Yards | 108/855 | 93/750 |
| Fumbles/Ball Lost | 18/8 | 28/11 |
| Touchdowns | 41 | 25 |
| Rushing | 12 | 12 |
| Passing | 13 | 12 |
| Returns | 4 | 1 |

| BY PERIODS | 1 | 2 | 3 | 4 | OT | PTS |
|------------|----|-----|----|-----|----|-----|
| Titans | 63 | 119 | 67 | 123 | 3 | 375 |
| Opponents | 49 | 87 | 34 | 64 | 0 | 234 |

| SCORING | TD | RU | PA | RT | PAT | FG | S | TP |
|-----------|----|----|----|----|-------|-------|---|-----|
| Bironas | 0 | 0 | 0 | 0 | 40/40 | 29/33 | 0 | 127 |
| White | 15 | 15 | 0 | 0 | 0/0 | 0/0 | 0 | 90 |
| Johnson | 10 | 9 | 1 | 0 | 0/0 | 0/0 | 0 | 60 |
| Gage | 6 | 0 | 6 | 0 | 0/0 | 0/0 | 0 | 36 |
| Hall | 2 | 0 | 2 | 0 | 0/0 | 0/0 | 0 | 14 |
| Scaife | 2 | 0 | 2 | 0 | 0/0 | 0/0 | 0 | 12 |
| Griffin | 1 | 0 | 2 | 1 | 0/0 | 0/0 | 0 | 6 |
| Ball | 1 | 0 | 0 | 1 | 0/0 | 0/0 | 0 | 6 |
| Jones | 1 | 0 | 1 | 0 | 0/0 | 0/0 | 0 | 6 |
| Finnegan | 1 | 0 | 0 | 1 | 0/0 | 0/0 | 0 | 6 |
| Bulluck | 1 | 0 | 0 | 1 | 0/0 | 0/0 | 0 | 6 |
| Crumpler | 1 | 0 | 1 | 0 | 0/0 | 0/0 | 0 | 6 |
| Titans | 41 | 24 | 13 | 4 | 40/40 | 29/33 | 0 | 375 |
| Opponents | 25 | 12 | 12 | 1 | 24/24 | 20/30 | 0 | 234 |

2-point conversions: Hall, Titans 1-1, Opponents 0-1

FUM/Lost: Collins 5/1, Carr 2/0, McCareins 2/2, Young 2/0, Crumpler 1/0, Hall 1/1, Henrich 1/1, C. Johnson 1/1, Mawae 1/1, Scaife 1/0, White 1/1

| RUSHING | No | Yds | Avg | Lg | TD |
|-----------|-----|------|------|-----|----|
| Johnson | 251 | 1228 | 4.9 | 66t | 9 |
| White | 200 | 773 | 3.9 | 80t | 15 |
| Ganther | 9 | 61 | 6.8 | 22 | 0 |
| Collins | 25 | 49 | 2.0 | 17 | 0 |
| Jones | 2 | 35 | 17.5 | 28 | 0 |
| Young | 8 | 27 | 3.4 | 8 | 0 |
| Hall | 8 | 21 | 2.6 | 6 | 0 |
| McCareins | 2 | 8 | 4.0 | 4 | 0 |

| PASSING | Att | Cmp | Pct | Yards | Yds/Att | TD | Int | Lg | Sk/Yds | Rating |
|-----------|-----|-----|------|-------|---------|----|-----|-----|--------|--------|
| K.Collins | 415 | 242 | 58.3 | 2676 | 6.4 | 12 | 7 | 56t | 8/60 | 80.2 |
| V.Young | 36 | 22 | 61.1 | 219 | 6.1 | 1 | 2 | 54 | 3/13 | 64.5 |
| C.Simms | 2 | 1 | 50.0 | 7 | 3.5 | 0 | 0 | 7 | 1/10 | 78.8 |
| Titans | 453 | 265 | 58.5 | 2902 | 6.4 | 13 | 9 | 56t | 12/83 | 78.8 |
| Opponents | 575 | 342 | 59.5 | 3458 | 6.0 | 12 | 20 | 65 | 44/262 | 69.2 |

| | | | | | |
|-----------|-----|------|------|-----|----|
| Henry | 1 | 3 | 3.0 | 3 | 0 |
| Henrich | 2 | -6 | -3.0 | 0 | 0 |
| Titans | 508 | 2199 | 4.3 | 80t | 24 |
| Opponents | 403 | 1502 | 3.7 | 61t | 12 |

| RECEIVING | No | Yds | Avg | Lg | TD |
|-----------|-----|------|------|-----|----|
| Scaife | 58 | 561 | 9.7 | 44 | 2 |
| Johnson | 43 | 260 | 6.0 | 25 | 1 |
| Jones | 41 | 449 | 11.0 | 40 | 1 |
| Gage | 34 | 651 | 19.1 | 56t | 6 |
| McCareins | 30 | 412 | 13.7 | 37 | 0 |
| Crumpler | 24 | 257 | 10.7 | 28 | 1 |
| Hall | 13 | 138 | 10.6 | 54 | 2 |
| Hawkins | 7 | 68 | 9.7 | 19 | 0 |
| Ganther | 6 | 43 | 7.2 | 15 | 0 |
| White | 5 | 16 | 3.2 | 7 | 0 |
| Davis | 2 | 31 | 15.5 | 21 | 0 |
| Stevens | 1 | 9 | 9.0 | 9 | 0 |
| Williams | 1 | 7 | 7.0 | 7 | 0 |
| Titans | 265 | 2902 | 11.0 | 56t | 13 |
| Opponents | 342 | 3458 | 10.1 | 65 | 12 |

| INTERCEPTIONS | No | Yds | Avg | Lg | TD |
|---------------|----|-----|------|------|----|
| Griffin | 7 | 172 | 24.6 | 83t | 1 |
| Finnegan | 5 | 100 | 20.0 | 99t | 1 |
| Hope | 4 | 53 | 13.3 | 39 | 0 |
| Harper | 2 | 11 | 5.5 | 15.0 | 0 |
| Ball | 1 | 15 | 15.0 | 15t | 1 |
| Carr | 1 | 0 | 0.0 | 0 | 0 |
| Titans | 20 | 351 | 17.6 | 99t | 3 |
| Opponents | 9 | 88 | 9.8 | 33 | 0 |

| PUNTING | No | Yds | Avg | Net | TB | In | Lg | B |
|-----------|----|------|------|------|----|----|----|---|
| Henrich | 87 | 3725 | 42.8 | 36.5 | 13 | 27 | 75 | 0 |
| Titans | 87 | 3725 | 42.8 | 36.5 | 13 | 27 | 75 | 0 |
| Opponents | 87 | 3676 | 42.3 | 36.2 | 10 | 28 | 66 | 1 |

| PUNT RETURNS | No | FC | Yds | Avg | Lg | TD |
|--------------|----|----|-----|------|----|----|
| Carr | 32 | 20 | 323 | 10.1 | 44 | 0 |
| Davis | 2 | 1 | 6 | 3.0 | 9 | 0 |
| Titans | 34 | 21 | 329 | 9.7 | 44 | 0 |
| Opponents | 32 | 20 | 290 | 9.1 | 34 | 0 |

| KICKOFF RETURNS | No | Yds | Avg | Lg | TD |
|-----------------|----|------|------|----|----|
| Carr | 35 | 984 | 28.1 | 52 | 0 |
| Hawkins | 7 | 130 | 18.6 | 23 | 0 |
| Davis | 4 | 119 | 29.8 | 33 | 0 |
| Griffin | 2 | 32 | 16.0 | 28 | 0 |
| Hall | 2 | 21 | 10.5 | 13 | 0 |
| Johnson | 1 | 17 | 17.0 | 17 | 0 |
| Stevens | 1 | 16 | 16.0 | 16 | 0 |
| Titans | 52 | 1319 | 25.4 | 52 | 0 |
| Opponents | 61 | 1524 | 25.0 | 59 | 0 |

| FIELD GOALS | 1-19 | 20-29 | 30-39 | 40-49 | 50+ |
|-------------|------|-------|-------|-------|-----|
| Bironas | 0-0 | 6-6 | 7-7 | 15-19 | 1-1 |
| Titans | 0-0 | 6-6 | 7-7 | 15-19 | 1-1 |
| Opponents | 0-0 | 9-10 | 6-10 | 4-8 | 1-2 |

Bironas/Titans: (47G) (34G) (44G) (20G, 32G, 49G) (35G, 26G) (49G, 46G) (34G, 44G, 43N, 48G) (31G, 25G, 22G, 47N, 41G) (49N) (32G) (43G, 49G) (49G, 41G, 45G, 43G) () (26G, 23G, 51G, 34G,) (42G) (48N)
Opponents: (37N,27G) (37N) (44G, 24G) (42G, 48N) (38G, 45N) (39N, 26G) () (23G, 25G, 38G) (48B) () (20G, 30G) (53G) (47G, 41G, 44N, 39G) (32G, 26N, 24G) (33N) (28G, 21G, 38G)

SACKS
Haynesworth 8.5, Ford 7, J. Jones 5, Ball 4.5, Vanden Bosch 4.5, Brown 4, Kearse 3.5, Vickerson 1.5, Finnegan 1, Griffin 1, Hayes 1, Hope 1, Tulloch 1, Bulluck 0.5
Titans 44, Opponents 12

TACKLES (Solo-Assists-Total)
Bulluck 83-37-120, Tulloch 62-36-98, Hope 71-22-93, Thornton 63-30-93, Griffin 49-32-81, Harper 70-10-80, Finnegan 61-18-79, Haynesworth 45-30-75, Brown 41-32-73, Ball 22-29-51, Jones 28-21-49, Kearse 35-13-48, Vanden Bosch 16-30-46, Ford 27-18-45, Fuller 35-8-43, Carr 24-9-33, Fowler 14-13-27, Vickerson 10-13-23, Hayes 13-8-21, King 9-1-10, Allred 7-1-8, Nickey 3-3-6, Keglur 3-2-5, Stamer 1-1-2, Amato 0-0-0, Gordon 0-0-0, Hill 0-0-0, Williams 0-0-0
Team Totals: 792-417-1209

USUAL STARTING LINEUP

OFFENSE
WR Justin McCareins (19)
LT Michael Roos (71)
LG Eugene Amano (54)
C Kevin Mawae (68)
RG Jake Scott (73)
RT David Stewart (76)
TE Alge Crumpler (83)
WR Justin Gage (12)
FB Ahmard Hall (45)
QB Kerry Collins (5)
RB Chris Johnson (28)

DEFENSE
LE Jevon Kearse (90)
LT Tony Brown (97)
RT Albert Haynesworth (92)
RE Kyle Vanden Bosch (93)
LLB David Thornton (50)
MLB Stephen Tulloch (55)
RLB Keith Bulluck (53)
LCB Nick Harper (20)
RCB Cortland Finnegan (31)
SS Chris Hope (24)
FS Michael Griffin (33)

SPECIALISTS
K Rob Bironas (2)
P Craig Henrich (15)

Pro Bowl
All-Pro

GM: Mike Reinfeldt; Head Coach: Jeff Fisher
Asst. Coaches: Mike Heimerdinger (off. coord.), Jim Schwartz (def. coord.), Dave McGinnis (asst. head coach/LB), Bart Andrus (off. asst.), Matt Burke (def. asst./qual. ctl.), Earnest Byner (RB), Chuck Cecil (DB), Marty Galbraith (ST asst.), Fred Graves (WR), Craig Johnson (QB), Dowell Loggains (off. qual. ctl.), Alan Lowry (ST), Mike Munchak (OL), Marcus Robertson (asst. secondary), Jim Washburn (DL), Steve Watterson (asst. head coach/strength & conditioning), John Zernhelt (TE)

| AMERICAN FOOTBALL CONFERENCE STANDINGS | | | | |
|--|----|----|---|------|
| AFC EAST | W | L | T | Pct |
| Miami | 11 | 5 | 0 | .688 |
| New England | 11 | 5 | 0 | .688 |
| N.Y. Jets | 9 | 7 | 0 | .563 |
| Buffalo | 7 | 9 | 0 | .438 |
| AFC NORTH | W | L | T | Pct |
| Pittsburgh | 12 | 4 | 0 | .750 |
| * Baltimore | 11 | 5 | 0 | .688 |
| Cincinnati | 4 | 11 | 0 | .281 |
| Cleveland | 4 | 12 | 0 | .250 |
| AFC SOUTH | W | L | T | Pct |
| Tennessee | 13 | 3 | 0 | .813 |
| * Indianapolis | 12 | 4 | 0 | .750 |
| Houston | 8 | 8 | 0 | .500 |
| Jacksonville | 5 | 11 | 0 | .313 |
| AFC WEST | W | L | T | Pct |
| San Diego | 8 | 8 | 0 | .500 |
| Denver | 8 | 8 | 0 | .500 |
| Oakland | 5 | 11 | 0 | .313 |
| Kansas City | 2 | 14 | 0 | .125 |

| NATIONAL FOOTBALL CONFERENCE STANDINGS | | | | |
|--|----|----|---|------|
| NFC EAST | W | L | T | Pct |
| N.Y. Giants | 12 | 4 | 0 | .750 |
| * Philadelphia | 9 | 6 | 1 | .594 |
| Dallas | 9 | 7 | 0 | .563 |
| Washington | 8 | 8 | 0 | .500 |
| NFC NORTH | W | L | T | Pct |
| Minnesota | 10 | 6 | 0 | .625 |
| Chicago | 9 | 7 | 0 | .563 |
| Green Bay | 6 | 10 | 0 | .375 |
| Detroit | 0 | 16 | 0 | .000 |
| NFC SOUTH | W | L | T | Pct |
| Carolina | 12 | 4 | 0 | .750 |
| * Atlanta | 11 | 5 | 0 | .688 |
| Tampa Bay | 9 | 7 | 0 | .563 |
| New Orleans | 8 | 8 | 0 | .500 |
| NFC WEST | W | L | T | Pct |
| Arizona | 9 | 7 | 0 | .563 |
| San Francisco | 7 | 9 | 0 | .438 |
| Seattle | 4 | 12 | 0 | .250 |
| St. Louis | 2 | 14 | 0 | .125 |

* Wild Card for Playoffs

2007 SEASON (10-6 REGULAR SEASON, 0-1 PLAYOFFS) • 3RD PLACE AFC SOUTH

| DATE | OPPONENT | SCORE | W/L | ATT |
|---------|-----------------|--------|-----|--------|
| Sep. 9 | at Jacksonville | 13-10 | W | 65,437 |
| Sep. 16 | INDIANAPOLIS | 20-22 | L | 69,143 |
| Sep. 24 | at New Orleans | 31-14 | W | 70,002 |
| Sep. 30 | BYE | | | |
| Oct. 7 | ATLANTA | 20-13 | W | 69,143 |
| Oct. 14 | at Tampa Bay | 10-13 | L | 65,347 |
| Oct. 21 | at Houston | 38-36 | W | 70,734 |
| Oct. 28 | OAKLAND | 13-9 | W | 69,143 |
| Nov. 4 | CAROLINA | 20-7 | W | 69,143 |
| Nov. 11 | JACKSONVILLE | 13-28 | L | 69,143 |
| Nov. 19 | at Denver | 20-34 | L | 76,590 |
| Nov. 25 | at Cincinnati | 6-35 | L | 65,489 |
| Dec. 2 | HOUSTON | 28-20 | W | 69,143 |
| Dec. 9 | SAN DIEGO | 17-23* | L | 69,143 |
| Dec. 16 | at Kansas City | 26-17 | W | 74,976 |
| Dec. 23 | N.Y. JETS | 10-6 | W | 69,143 |
| Dec. 30 | at Indianapolis | 16-10 | W | 57,202 |
| Jan. 6 | at San Diego | 6-17 | L | 65,640 |

* Overtime

| | TITANS | OPP |
|--------------------|---------|---------|
| Total First Downs | 306 | 268 |
| Rushing | 118 | 80 |
| Passing | 171 | 165 |
| Penalty | 17 | 23 |
| 3rd Down: Made/Att | 89/217 | 97/230 |
| 3rd Down Pct. | 41.0 | 42.2 |
| 4th Down: Made/Att | 2/11 | 8/16 |
| 4th Down Pct. | 18.2 | 50.0 |
| Possession Avg. | 31:38 | 28:22 |
| Total Net Yards | 4987 | 4665 |
| Avg. Per Game | 311.7 | 291.6 |
| Total Plays | 1037 | 978 |
| Avg. Per Play | 4.8 | 4.8 |
| Net Yards Rushing | 2109 | 1478 |
| Avg. Per Game | 131.8 | 92.4 |
| Total Rushes | 543 | 369 |
| Avg. Per Play | 3.9 | 4.0 |
| Net Yards Passing | 2878 | 3187 |
| Avg. Per Game | 179.9 | 199.2 |
| Sacked/Yards Lost | 30/199 | 40/241 |
| Gross Yards | 3077 | 3428 |
| Att./Comp. | 464/288 | 569/349 |
| Completion Pct. | 62.1 | 61.3 |
| Had Intercepted | 17 | 22 |
| Punts/Average | 73/41.9 | 81/44.6 |
| Net Punting Avg. | 36.5 | 37.6 |
| Penalties/Yards | 101/773 | 90/745 |
| Fumbles/Ball Lost | 32/17 | 26/12 |
| Touchdowns | 28 | 35 |
| Rushing | 17 | 11 |
| Passing | 9 | 21 |
| Returns | 2 | 3 |

| BY PERIODS | 1 | 2 | 3 | 4 | OT | PTS |
|------------|----|----|----|----|----|-----|
| Titans | 59 | 64 | 98 | 80 | 0 | 301 |
| Opponents | 65 | 78 | 64 | 84 | 6 | 297 |

| SCORING | TD | RU | PA | RT | PAT | FG | S | TP |
|------------|----|----|----|----|-------|-------|---|-----|
| Bironas | 0 | 0 | 0 | 0 | 28/28 | 35/39 | 0 | 133 |
| White | 7 | 7 | 0 | 0 | 0/0 | 0/0 | 0 | 42 |
| C.Brown | 5 | 5 | 0 | 0 | 0/0 | 0/0 | 0 | 30 |
| R.Williams | 4 | 0 | 4 | 0 | 0/0 | 0/0 | 0 | 24 |
| Young | 3 | 3 | 0 | 0 | 0/0 | 0/0 | 0 | 18 |
| Henry | 2 | 2 | 0 | 0 | 0/0 | 0/0 | 0 | 12 |
| Jones | 2 | 0 | 2 | 0 | 0/0 | 0/0 | 0 | 12 |
| Fuller | 2 | 0 | 0 | 2 | 0/0 | 0/0 | 0 | 12 |
| Gage | 2 | 0 | 2 | 0 | 0/0 | 0/0 | 0 | 12 |
| Scaife | 1 | 0 | 1 | 0 | 0/0 | 0/0 | 0 | 6 |
| Titans | 28 | 17 | 9 | 2 | 28/28 | 35/39 | 0 | 301 |
| Opponents | 35 | 11 | 21 | 3 | 31/33 | 18/25 | 0 | 297 |

2-point conversions: Titans 0-0, Opponents 1-1

FUM/LOST: Young 10/3, Davis 6/3, White 5/5, Mawae 2/1, Scaife 2/2, Bell 1/1, C. Brown 1/1, Bulluck 1/0, Collins 1/1, Gage 1/0, Griffin 1/0, B. Jones 1/0, M. Williams (LG) 1/1

| RUSHING | No | Yds | Avg | Lg | TD |
|----------|-----|------|------|-----|----|
| White | 303 | 1110 | 3.7 | 28 | 7 |
| C.Brown | 102 | 462 | 4.5 | 42 | 5 |
| Young | 93 | 395 | 4.2 | 21 | 3 |
| Henry | 31 | 119 | 3.8 | 24t | 2 |
| Jones | 2 | 37 | 18.5 | 19 | 0 |
| Davis | 2 | 19 | 9.5 | 14 | 0 |
| Hall | 1 | 8 | 8.0 | 8 | 0 |
| Barclay | 1 | 3 | 3.0 | 3 | 0 |
| Troupe | 1 | -1 | -1.0 | -1 | 0 |
| Collins | 3 | -3 | -1.0 | -1 | 0 |
| Hentrich | 1 | -8 | -8.0 | -8 | 0 |

| PASSING | Att | Cmp | Pct | Yards | Yds/Att | TD | Int | Lg | Sk/Yds | Rating |
|-----------|-----|-----|------|-------|---------|----|-----|-----|--------|--------|
| Young | 382 | 238 | 62.3 | 2546 | 6.7 | 9 | 17 | 73 | 25/157 | 71.1 |
| Collins | 82 | 50 | 61.0 | 531 | 6.5 | 0 | 0 | 46 | 5/42 | 79.9 |
| Titans | 464 | 268 | 62.1 | 3077 | 6.6 | 9 | 17 | 73 | 30/199 | 72.6 |
| Opponents | 569 | 349 | 61.3 | 3428 | 6.0 | 21 | 22 | 69t | 40/241 | 74.5 |

| | | | | | |
|------------|-----|------|-------|-----|----|
| Bell | 1 | -15 | -15.0 | -15 | 0 |
| R.Williams | 2 | -17 | -8.5 | -6 | 0 |
| Titans | 543 | 2109 | 3.9 | 42 | 17 |
| Opponents | 369 | 1478 | 4.0 | 62t | 11 |

| RECEIVING | No | Yds | Avg | Lg | TD |
|------------|-----|------|------|-----|----|
| Gage | 55 | 750 | 13.6 | 73 | 2 |
| R.Williams | 55 | 719 | 13.1 | 48 | 4 |
| Scaife | 46 | 421 | 9.2 | 26 | 1 |
| Moulds | 32 | 342 | 10.7 | 46 | 0 |
| Jones | 21 | 248 | 11.8 | 35t | 2 |
| White | 20 | 114 | 5.7 | 15 | 0 |
| C.Brown | 19 | 128 | 6.7 | 16 | 0 |
| Hartstock | 12 | 138 | 11.5 | 27 | 0 |
| Hall | 9 | 60 | 6.7 | 11 | 0 |
| Henry | 6 | 53 | 8.8 | 18 | 0 |
| Troupe | 5 | 47 | 9.4 | 13 | 0 |
| Davis | 5 | 38 | 7.6 | 13 | 0 |
| Barclay | 2 | 13 | 6.5 | 7 | 0 |
| Ealy | 1 | 6 | 6.0 | 6 | 0 |
| Titans | 288 | 3077 | 10.7 | 73 | 9 |
| Opponents | 349 | 3428 | 9.8 | 69t | 21 |

| INTERCEPTIONS | No | Yds | Avg | Lg | TD |
|---------------|----|-----|------|-----|----|
| Bulluck | 5 | 63 | 12.6 | 35 | 0 |
| Harper | 3 | 62 | 20.7 | 32 | 0 |
| Griffin | 3 | 3 | 1.0 | 3 | 0 |
| Fuller | 2 | 137 | 68.5 | 76t | 2 |
| Hope | 2 | 45 | 22.5 | 45 | 0 |
| Lowry | 2 | 18 | 9.0 | 17 | 0 |
| Thornton | 2 | 16 | 8.0 | 11 | 0 |
| Finnegan | 1 | 14 | 14.0 | 14 | 0 |
| Hill | 1 | 0 | 0.0 | 0 | 0 |
| LaBoy | 1 | 0 | 0.0 | 0 | 0 |
| Titans | 22 | 358 | 16.3 | 76t | 2 |
| Opponents | 17 | 116 | 6.8 | 23 | 0 |

| PUNTING | No | Yds | Avg | Net | TB | In | Lg | B |
|-----------|----|------|------|------|----|----|----|---|
| Hentrich | 70 | 2939 | 42.0 | 36.5 | 6 | 24 | 66 | 0 |
| Miller | 3 | 121 | 40.3 | 37.0 | 0 | 1 | 52 | 0 |
| Titans | 73 | 3060 | 41.9 | 36.5 | 6 | 25 | 66 | 0 |
| Opponents | 81 | 3615 | 44.6 | 37.6 | 10 | 23 | 70 | 0 |

| PUNT RETURNS | No | FC | Yds | Avg | Lg | TD |
|--------------|----|----|-----|------|-----|----|
| Davis | 31 | 12 | 293 | 9.5 | 39 | 0 |
| Jones | 6 | 0 | 29 | 4.8 | 13 | 0 |
| Barclay | 3 | 1 | 34 | 11.3 | 19 | 0 |
| Finnegan | 2 | 3 | 11 | 5.5 | 9 | 0 |
| Titans | 42 | 16 | 367 | 8.7 | 39 | 0 |
| Opponents | 31 | 16 | 274 | 8.8 | 80t | 1 |

| KICKOFF RETURNS | No | Yds | Avg | Lg | TD |
|-----------------|----|------|------|----|----|
| Griffin | 18 | 422 | 23.4 | 48 | 0 |
| Barclay | 14 | 304 | 21.7 | 37 | 0 |
| Henry | 13 | 272 | 20.9 | 46 | 0 |
| Davis | 2 | 37 | 18.5 | 19 | 0 |
| Troupe | 2 | 21 | 10.5 | 12 | 0 |
| Lowry | 1 | 15 | 15.0 | 15 | 0 |
| Hartsock | 1 | 14 | 14.0 | 14 | 0 |
| Cramer | 1 | 13 | 13.0 | 13 | 0 |
| Titans | 52 | 1098 | 21.1 | 48 | 0 |
| Opponents | 58 | 1404 | 24.2 | 76 | 0 |

| FIELD GOALS | 1-19 | 20-29 | 30-39 | 40-49 | 50+ |
|--|------|-------|-------|-------|-----|
| Bironas | 0-0 | 10-12 | 12-12 | 9-10 | 4-5 |
| Titans | 0-0 | 10-12 | 12-12 | 9-10 | 4-5 |
| Opponents | 0-0 | 7-8 | 5-6 | 3-5 | 3-6 |
| Bironas/Titans: (20G, 31G), (30G, 36G), (33G, 27N), (30G, 40G, 47N), (48G), (52G, 25G, 21G, 30G, 28G, 43G, 29G, 29G), (35G, 23G), (47G, 53G), (36G, 49G), (56G, 37G), (28G, 23G), (53N), (44G, 29N), (37G, 37G, 40G, 25G), (46G) (40G, 54G, 33G) | | | | | |
| Opponents: (22G), (22G, 39G, 20G, 36N), (, (32G, 53N, 28G, 48N, 50N), (23G, 43G), (, (50G, 43G, 54G), (40N), (, (21G, 39G), (26N), (45G, 50G), (20G), (36G), (51N), (37G) | | | | | |

| SACKS |
|--|
| Vanden Bosch 12.0, Odom 8.0, Haynesworth 6.0, LaBoy 6.0, T.Brown 4.0, Finnegan 1.0, Fuller 1.0, Nickey 1.0, Thornton 1.0 |
| Titans 40.0, Opponents 30.0 |

| TACKLES (Solo-Assists-Total) |
|--|
| Thornton 97-43-140, Vanden Bosch 65-50-115, Bulluck 75-34-109, Finnegan 84-25-109, T.Brown 46-37-83, Harper 75-5-80, Fowler 42-31-73, Haynesworth 41-28-69, Hope 39-21-60, Lowry 41-20-61, Griffin 34-15-49, Odom 24-20-44, Starks 21-18-39, Tulloch 28-8-36, Fuller 27-8-35, LaBoy 15-5-20, Hill 13-1-14, Fisher 5-4-9, Veal 4-4-8, King 5-2-7, Conover 2-2-4, Herndon 3-0-3, Vickerson 2-1-3, Gardner 1-0-1, Nickey 1-0-1, Simon 0-1-1, Amato 0-0-0, Mahelona 0-0-0, Woods 0-0-0 |
| Team Totals: 790-383-1173 |

| USUAL STARTING LINEUP | |
|-----------------------|-------------------------|
| OFFENSE | |
| WR | Roydell Williams (86) |
| LT | Michael Roos (71) |
| LG | Jacob Bell (60) |
| C | Kevin Mawae (68) |
| RG | Benji Olson (75) |
| RT | David Stewart (76) |
| TE | Bo Scaife (80) |
| WR | Justin Gage (12) |
| TE | Ben Hartsock (88) |
| QB | Vince Young (10) |
| RB | LenDale White (25) |
| DEFENSE | |
| LE | Antwan Odom (98) |
| LT | Tony Brown (97) |
| RT | Albert Haynesworth (92) |
| RE | Kyle Vanden Bosch (93) |
| LLB | David Thornton (50) |
| MLB | Ryan Fowler (52) |
| RLB | Keith Bulluck (53) |
| LCB | Nick Harper (20) |
| RCB | Cortland Finnegan (31) |
| SS | Chris Hope (24) |
| FS | Michael Griffin (33) |
| SPECIALISTS | |
| K | Rob Bironas (2) |
| P | Craig Hentrich (15) |
| Pro Bowl | |
| All-Pro | |

GM: Mike Reinfeldt; Head Coach: Jeff Fisher
Asst. Coaches: Norm Chow (off. coord.), Jim Schwartz (def. coord.), Dave McGinnis (Asst. head coach/LB), Sherman Smith (Asst. head coach/RB), Matt Burke (def. asst.), Chuck Cecil (DB), Marty Galbraith (ST asst.), Fred Graves (WR), Craig Johnson (QB), Alan Lowry (ST), Mike Munchak (OL), Marcus Robertson (Asst. Secondary), Jim Washburn (DL), Steve Watterson (strength & rehab.), John Zernhelt (TE)

| AMERICAN FOOTBALL CONFERENCE STANDINGS | | | | |
|--|----|----|---|-------|
| AFC EAST | W | L | T | Pct |
| New England | 16 | 0 | 0 | 1.000 |
| Buffalo | 7 | 9 | 0 | .438 |
| N.Y. Jets | 4 | 12 | 0 | .259 |
| Miami | 1 | 15 | 0 | .063 |
| AFC NORTH | W | L | T | Pct |
| Pittsburgh | 10 | 6 | 0 | .625 |
| Cleveland | 10 | 6 | 0 | .625 |
| Cincinnati | 7 | 9 | 0 | .438 |
| Baltimore | 5 | 11 | 0 | .313 |
| AFC SOUTH | W | L | T | Pct |
| Indianapolis | 13 | 3 | 0 | .813 |
| * Jacksonville | 11 | 5 | 0 | .688 |
| * Tennessee | 10 | 6 | 0 | .625 |
| Houston | 8 | 8 | 0 | .500 |
| AFC WEST | W | L | T | Pct |
| San Diego | 11 | 5 | 0 | .688 |
| Denver | 7 | 9 | 0 | .438 |
| Kansas City | 4 | 12 | 0 | .250 |
| Oakland | 4 | 12 | 0 | .250 |

| NATIONAL FOOTBALL CONFERENCE STANDINGS | | | | |
|--|----|----|---|------|
| NFC EAST | W | L | T | Pct |
| Dallas | 13 | 3 | 0 | .667 |
| * N.Y. Giants | 10 | 6 | 0 | .625 |
| * Washington | 9 | 7 | 0 | .563 |
| Philadelphia | 8 | 8 | 0 | .500 |
| NFC NORTH | W | L | T | Pct |
| Green Bay | 13 | 3 | 0 | .813 |
| Minnesota | 8 | 8 | 0 | .500 |
| Detroit | 7 | 9 | 0 | .438 |
| Chicago | 7 | 9 | 0 | .438 |
| NFC SOUTH | W | L | T | Pct |
| Tampa Bay | 9 | 7 | 0 | .563 |
| Carolina | 7 | 9 | 0 | .438 |
| New Orleans | 7 | 9 | 0 | .438 |
| Atlanta | 4 | 12 | 0 | .250 |
| NFC WEST | W | L | T | Pct |
| Seattle | 10 | 6 | 0 | .625 |
| Arizona | 8 | 8 | 0 | .500 |
| San Francisco | 5 | 11 | 0 | .313 |
| St. Louis | 3 | 13 | 0 | .188 |

* Wild Card for Playoffs

* Wild Card for Playoffs

2005 SEASON (4-12 REGULAR SEASON, 0-0 PLAYOFFS) • 3RD PLACE AFC SOUTH

| DATE | OPPONENT | SCORE | W/L | ATT |
|---------|-----------------|-------|-----|--------|
| Sep. 11 | at Pittsburgh | 7-34 | L | 62,931 |
| Sep. 18 | BALTIMORE | 25-10 | W | 69,149 |
| Sep. 25 | at St. Louis | 27-31 | L | 65,835 |
| Oct. 2 | INDIANAPOLIS | 10-31 | L | 69,149 |
| Oct. 9 | at Houston | 34-20 | W | 70,430 |
| Oct. 16 | CINCINNATI | 23-31 | L | 69,149 |
| Oct. 23 | at Arizona | 10-20 | L | 39,482 |
| Oct. 30 | OAKLAND | 25-34 | L | 69,149 |
| Nov. 6 | at Cleveland | 14-20 | L | 72,594 |
| Nov. 13 | BYE | | | |
| Nov. 20 | JACKSONVILLE | 28-31 | L | 69,149 |
| Nov. 27 | SAN FRANCISCO | 33-22 | W | 69,149 |
| Dec. 4 | at Indianapolis | 3-35 | L | 57,228 |
| Dec. 11 | HOUSTON | 13-10 | W | 69,149 |
| Dec. 18 | SEATTLE | 24-28 | L | 69,149 |
| Dec. 24 | at Miami | 10-24 | L | 72,001 |
| Jan. 1 | at Jacksonville | 13-40 | L | 65,485 |

* Overtime

| | TITANS | OPP |
|--------------------|----------|---------|
| Total First Downs | 279 | 294 |
| Rushing | 72 | 89 |
| Passing | 191 | 180 |
| Penalty | 16 | 25 |
| 3rd Down: Made/Att | 75/218 | 71/200 |
| 3rd Down Pct. | 34.4 | 35.5 |
| 4th Down: Made/Att | 9/31 | 7/11 |
| 4th Down Pct. | 29.0 | 63.6 |
| Possession Avg. | 31:13 | 28:47 |
| Total Net Yards | 5122 | 5110 |
| Avg. Per Game | 320.1 | 319.4 |
| Total Plays | 1022 | 960 |
| Avg. Per Play | 5.0 | 5.3 |
| Net Yards Rushing | 1525 | 1894 |
| Avg. Per Game | 95.3 | 118.4 |
| Total Rushes | 397 | 449 |
| Avg. Per Play | 3.8 | 4.2 |
| Net Yards Passing | 3597 | 3216 |
| Avg. Per Game | 224.8 | 201.0 |
| Sacked/Yards Lost | 31/200 | 41/246 |
| Gross Yards | 3797 | 3462 |
| Att./Comp. | 594/358 | 470/296 |
| Completion Pct. | 60.3 | 63.0 |
| Had Intercepted | 14 | 9 |
| Punts/Average | 78/43.2 | 85/44.1 |
| Net Punting Avg. | 78/37.8 | 85/37.5 |
| Penalties/Yards | 125/1002 | 95/718 |
| Fumbles/Ball Lost | 27/12 | 20/11 |
| Touchdowns | 33 | 51 |
| Rushing | 8 | 12 |
| Passing | 20 | 33 |
| Returns | 5 | 6 |

| BY PERIODS | 1 | 2 | 3 | 4 | OT | PTS |
|------------|----|-----|-----|-----|----|-----|
| Titans | 50 | 88 | 83 | 78 | 0 | 299 |
| Opponents | 79 | 132 | 108 | 102 | 0 | 421 |

| SCORING | TD | RU | PA | RT | PAT | FG | S | TP |
|-------------|----|----|----|----|-------|-------|---|-----|
| Bironas | 0 | 0 | 0 | 0 | 30/32 | 23/29 | 0 | 99 |
| Brown | 7 | 5 | 2 | 0 | | | 0 | 42 |
| Bennett | 4 | 0 | 4 | 0 | | | 0 | 24 |
| Troupe | 4 | 0 | 4 | 0 | | | 0 | 24 |
| B. Jones | 2 | 0 | 2 | 0 | | | 0 | 12 |
| Kinney | 2 | 0 | 2 | 0 | | | 0 | 12 |
| Odum | 2 | 0 | 0 | 2 | | | 0 | 12 |
| Payton | 2 | 2 | 0 | 0 | | | 0 | 12 |
| Scaife | 2 | 0 | 2 | 0 | | | 0 | 12 |
| R. Williams | 2 | 0 | 2 | 0 | | | 0 | 12 |
| Fleming | 1 | 0 | 1 | 0 | | | 0 | 6 |
| Hill | 1 | 0 | 0 | 1 | | | 0 | 6 |
| P. Jones | 1 | 0 | 0 | 1 | | | 0 | 6 |
| Kassell | 1 | 0 | 0 | 1 | | | 0 | 6 |
| McNair | 1 | 1 | 0 | 0 | | | 0 | 6 |
| Roby | 1 | 0 | 1 | 0 | | | 0 | 6 |
| Wade LG | 1 | 0 | 0 | 1 | | | 0 | 6 |
| Reynolds | 0 | 0 | 0 | 0 | | | 1 | 2 |
| Titans | 33 | 8 | 20 | 5 | 30/32 | 23/29 | 1 | 299 |
| Opponents | 51 | 12 | 33 | 6 | 48/49 | 21/27 | 0 | 421 |

2-point conversions: Titans 0-1, Opponents 2-2

| RUSHING | No | Yds | Avg | Lg | TD |
|---------|-----|-----|-----|-----|----|
| Brown | 224 | 851 | 3.8 | 38t | 5 |
| Henry | 88 | 335 | 3.8 | 29 | 0 |
| McNair | 32 | 139 | 4.3 | 19 | 1 |
| Payton | 33 | 105 | 3.2 | 15 | 2 |
| Mauck | 7 | 39 | 5.6 | 12 | 0 |
| Nash | 6 | 32 | 5.3 | 8 | 0 |

| PASSING | Att | Cmp | Pct | Yards | Yds/Att | TD | Int | Lg | Sk/Yds | Rating |
|-----------|-----|-----|------|-------|---------|----|-----|-----|--------|--------|
| McNair | 476 | 292 | 61.3 | 3161 | 6.64 | 16 | 11 | 57 | 20/134 | 82.4 |
| Volek | 88 | 50 | 56.8 | 474 | 5.39 | 4 | 2 | 55t | 9/45 | 77.6 |
| Mauck | 27 | 15 | 55.6 | 136 | 5.04 | 0 | 1 | 17 | 1/8 | 53.9 |
| Hentrich | 2 | 1 | 50.0 | 26 | 13.0 | 0 | 0 | 26 | 0/0 | 95.8 |
| Bennett | 1 | 0 | 0.0 | 0 | 0.0 | 0 | 0 | 0 | 0/0 | 39.6 |
| P. Jones | 0 | 0 | --- | 0 | --- | 0 | 0 | --- | 1/13 | --- |
| Titans | 594 | 358 | 60.3 | 3797 | 6.39 | 20 | 14 | 57 | 31/200 | 80.3 |
| Opponents | 470 | 296 | 63.0 | 3462 | 7.37 | 33 | 9 | 63t | 41/246 | 100.7 |

| | | | | | |
|-----------|-----|------|-----|-----|----|
| Roby | 2 | 16 | 8.0 | 11 | 0 |
| Bennett | 1 | 3 | 3.0 | 3 | 0 |
| Volek | 1 | 3 | 3.0 | 3 | 0 |
| B. Jones | 1 | 1 | 1.0 | 1 | 0 |
| Wade LG | 1 | 1 | 1.0 | 1 | 0 |
| Wade TM | 1 | 1 | 1.0 | 1 | 0 |
| Hentrich | 1 | 0 | 0.0 | 0 | 0 |
| Titans | 397 | 1525 | 3.8 | 38t | 8 |
| Opponents | 449 | 1894 | 4.2 | 52 | 12 |

| RECEIVING | No | Yds | Avg | Lg | TD |
|-------------|-----|------|------|-----|----|
| Bennett | 58 | 738 | 12.7 | 55t | 4 |
| Kinney | 55 | 543 | 9.9 | 27 | 2 |
| Troupe | 55 | 530 | 9.6 | 35 | 4 |
| Scaife | 37 | 273 | 7.4 | 19 | 2 |
| Brown | 25 | 327 | 13.1 | 57 | 2 |
| B. Jones | 23 | 299 | 13.0 | 38t | 2 |
| Calico | 22 | 191 | 8.7 | 18 | 0 |
| R. Williams | 21 | 299 | 14.2 | 50t | 2 |
| Roby | 21 | 289 | 13.8 | 32 | 1 |
| Wade LG | 14 | 120 | 8.6 | 17 | 0 |
| Wade TM | 4 | 40 | 10.0 | 15 | 0 |
| Henry | 13 | 117 | 9.0 | 42 | 0 |
| Fleming | 10 | 69 | 6.9 | 18 | 1 |
| Payton | 6 | 30 | 5.0 | 9 | 0 |
| Nash | 3 | 14 | 4.7 | 7 | 0 |
| Guenther | 2 | 13 | 6.5 | 8 | 0 |
| Nickey | 1 | 26 | 26.0 | 26 | 0 |
| Small | 1 | 6 | 6.0 | 6 | 0 |
| Roos | 1 | -7 | -7.0 | -7 | 0 |
| Titans | 358 | 3797 | 10.6 | 57 | 20 |
| Opponents | 296 | 3462 | 11.7 | 63t | 33 |

| INTERCEPTIONS | No | Yds | Avg | Lg | TD |
|---------------|----|-----|------|-----|----|
| Hill | 3 | 88 | 29.3 | 52t | 1 |
| Bulluck | 2 | 16 | 8.0 | 16 | 0 |
| Kassell | 1 | 21 | 21.0 | 21t | 1 |
| Woolfolk | 1 | 3 | 3.0 | 3 | 0 |
| T. Williams | 1 | 1 | 1.0 | 1 | 0 |
| Thompson | 1 | 0 | 0.0 | 0 | 0 |
| Titans | 9 | 129 | 14.3 | 52t | 2 |
| Opponents | 14 | 293 | 20.9 | 85t | 4 |

| PUNTING | No | Yds | Avg | Net | TB | In | Lg | B |
|-----------|----|------|------|------|----|----|----|---|
| Hentrich | 78 | 3371 | 43.2 | 37.8 | 14 | 21 | 59 | 0 |
| Titans | 78 | 3371 | 43.2 | 37.8 | 14 | 21 | 59 | 0 |
| Opponents | 85 | 3746 | 44.1 | 37.5 | 7 | 16 | 74 | 1 |

| PUNT RETURNS | No | FC | Yds | Avg | Lg | TD |
|--------------|----|----|-----|------|-----|----|
| Wade LG | 33 | 9 | 317 | 9.6 | 73t | 1 |
| P. Jones | 29 | 8 | 272 | 9.4 | 52t | 1 |
| Thurman TM | 9 | 5 | 31 | 3.4 | 11 | 0 |
| B. Jones | 5 | 0 | 75 | 15.0 | 32 | 0 |
| Thompson | 1 | 0 | 31 | 31.0 | 31 | 0 |
| Ta. Williams | 1 | 0 | 9 | 9.0 | 9 | 0 |
| Titans | 45 | 13 | 418 | 9.3 | 52t | 1 |
| Opponents | 32 | 20 | 144 | 4.5 | 15 | 0 |

| KICKOFF RETURNS | No | Yds | Avg | Lg | TD |
|-----------------|----|------|------|----|----|
| P. Jones | 43 | 1127 | 26.2 | 85 | 0 |
| Roby | 22 | 495 | 22.5 | 59 | 0 |
| Payton | 2 | 24 | 12.0 | 24 | 0 |
| Thurman TM | 2 | 42 | 21.0 | 25 | 0 |
| Fleming | 1 | 9 | 9.0 | 9 | 0 |
| Titans | 70 | 1697 | 24.2 | 85 | 0 |
| Opponents | 57 | 1290 | 22.6 | 50 | 0 |

| FIELD GOALS | 1-19 | 20-29 | 30-39 | 40-49 | 50+ |
|--|------|-------|-------|-------|-----|
| Bironas | 0/0 | 10/10 | 6/7 | 5/7 | 2/5 |
| Titans | 0/0 | 10/10 | 6/7 | 5/7 | 2/5 |
| Opponents | 1/1 | 6/6 | 9/14 | 5/5 | 0/1 |
| Bironas/Titans: (47N) (39G, 29G, 47G) (41G, 39G) (34G, 38N) (52G, 58N, 49G) (24G, 29G, 47G) (53G) (39G, 24G) (50N) () (35G, 41G, 21G, 22G) (51N, 24G) (46N, 23G, 21G) (38G) (24G) () | | | | | |
| Opponents: (44G, 27G) (30G) (46G) (20G) (32G, 38G, 43G, 47G) (52N, 21G) (33G, 24G) (22G, 32G) (37G, 19G, 39N) (31G) (34N) () (30G, 37B, 31N) (36B) (25G) (46G, 38G) | | | | | |

| SACKS |
|---|
| Vanden Bosch 12.5, LaBoy 6.5, Bulluck 5, Long 3.5, Haynesworth 3, Starks 3, Simon 2.5, Odum 2, Schobel 1, Thompson 1, Clauss 0.5, Waddell 0.5 |
| Titans 41, Opponents 31 |

| TACKLES (Solo-Assists-Total) |
|---|
| Bulluck 106-44-150, Vanden Bosch 55-45-100, Simon 56-33-89, Kassell 56-33-89, Haynesworth 52-33-85, T. Williams 65- |

18-83, Thompson 63-15-78, Starks 40-38-78, LaBoy 36-28-64, P. Jones 43-10-53, Woolfolk 42-10-52, Odum 28-22-50, Long 30-19-49, Hill 40-6-46, Clauss 13-17-30, Boiman 13-15-28, Waddell 13-4-17, Reynolds 9-5-14, Schobel 7-4-11, Beckham 9-1-10, Sandy 1-1-2, Spencer 1-0-1, Nickey 1-0-1, Gardner 0-0-0, Fuller 0-0-0

Team Totals: 779-401-1180

| USUAL STARTING LINEUP | |
|-----------------------|-----------------------------------|
| OFFENSE | |
| WR | Drew Bennett (83) |
| LT | Brad Hopkins (72) |
| LG | Zach Piller (69) |
| C | Justin Hartwig (77) |
| RG | Benji Olson (75) |
| RT | Michael Roos (71) |
| TE | Erron Kinney (88) |
| WR | Brandon Jones (81) |
| FB/TE | Troy Fleming (44)/Ben Troupe (84) |
| QB | Steve McNair (99) |
| RB | Chris Brown (29) |

| | |
|---------|-------------------------|
| DEFENSE | |
| LE | Kyle Vanden Bosch (93) |
| LT | Randy Starks (90) |
| RT | Albert Haynesworth (92) |
| RE | Antwan Odum (98) |
| LLB | Peter Sirmon (59) |
| MLB | Brad Kassell (55) |
| RLB | Keith Bulluck (53) |
| LCB | Reynaldo Hill (21) |
| RCB | Pacman Jones (32) |
| SS | Tank Williams (25) |
| FS | Lamont Thompson (28) |

| | |
|-------------|---------------------|
| SPECIALISTS | |
| K | Rob Bironas (2) |
| P | Craig Hentrich (15) |

Pro Bowl
All-Pro
GM: Floyd Reese; Head Coach: Jeff Fisher
Asst. Coaches: Norm Chow (off. coord.), Jim Schwartz (def. coord.), George Henshaw (asst. head coach/ off.), Dave McGinnis (LB), Chuck Cecil (S/nickel), Marty Galbraith (ST asst.), Ned James (off. asst.), Craig Johnson (QB), Alan Lowry (ST), Mike Munchak (OL), Ray Sherman (WR), Sherman Smith (RB), Jim Washburn (DL), Steve Watterson (strength and conditioning), Everett Withers (DB)

| AMERICAN FOOTBALL CONFERENCE STANDINGS | | | | |
|--|----|----|---|------|
| AFC EAST | W | L | T | Pct |
| New England | 10 | 6 | 0 | .625 |
| Miami | 9 | 7 | 0 | .562 |
| Buffalo | 5 | 11 | 0 | .312 |
| N.Y. Jets | 4 | 12 | 0 | .250 |
| AFC NORTH | W | L | T | Pct |
| Cincinnati | 11 | 5 | 0 | .688 |
| * Pittsburgh | 11 | 5 | 0 | .688 |
| Baltimore | 6 | 10 | 0 | .375 |
| Cleveland | 6 | 10 | 0 | .375 |
| AFC SOUTH | W | L | T | Pct |
| Indianapolis | 14 | 2 | 0 | .875 |
| * Jacksonville | 12 | 4 | 0 | .750 |
| Tennessee | 4 | 12 | 0 | .250 |
| Houston | 2 | 14 | 0 | .125 |
| AFC WEST | W | L | T | Pct |
| Denver | 13 | 3 | 0 | .812 |
| Kansas City | 10 | 6 | 0 | .625 |
| San Diego | 9 | 7 | 0 | .562 |
| Oakland | 4 | 12 | 0 | .250 |

| NATIONAL FOOTBALL CONFERENCE STANDINGS | | | | |
|--|----|----|---|------|
| NFC EAST | W | L | T | Pct |
| N.Y. Giants | 11 | 5 | 0 | .688 |
| * Washington | 10 | 6 | 0 | .625 |
| Dallas | 9 | 7 | 0 | .562 |
| Philadelphia | 6 | 10 | 0 | .375 |
| NFC NORTH | W | L | T | Pct |
| Chicago | 11 | 5 | 0 | .688 |
| Minnesota | 9 | 7 | 0 | .562 |
| Detroit | 5 | 11 | 0 | .312 |
| Green Bay | 4 | 12 | 0 | .250 |
| NFC SOUTH | W | L | T | Pct |
| Tampa Bay | 11 | 5 | 0 | .688 |
| * Carolina | 11 | 5 | 0 | .688 |
| Atlanta | 8 | 8 | 0 | .500 |
| New Orleans | 3 | 13 | 0 | .188 |
| NFC WEST | W | L | T | Pct |
| Seattle | 13 | 3 | 0 | .812 |
| St. Louis | 6 | 10 | 0 | .375 |
| Arizona | 5 | 11 | 0 | .312 |
| San Francisco | 4 | 12 | 0 | .250 |

* Wild Card for Playoffs

| DATE | OPPONENT | SCORE | W/L | ATT |
|------------|-----------------|--------|-----|--------|
| Sep. 11 | at Miami | 17-7 | W | 69,987 |
| Sep. 19 | INDIANAPOLIS | 17-31 | L | 68,932 |
| Sep. 26 | JACKSONVILLE | 12-15 | L | 68,932 |
| Oct. 3 | at San Diego | 17-38 | L | 54,006 |
| Oct. 11 | at Green Bay | 48-27 | W | 70,420 |
| Oct. 17 | HOUSTON | 10-20 | L | 68,932 |
| Oct. 24 | at Minnesota | 3-20 | L | 64,108 |
| Oct. 31 | CINCINNATI | 27-20 | W | 68,932 |
| Nov. 7 | BYE | | | |
| Nov. 14 | CHICAGO | 17-19* | L | 68,932 |
| Nov. 21 | at Jacksonville | 18-15 | W | 69,703 |
| Nov. 28 | at Houston | 21-31 | L | 70,721 |
| Dec. 5 | at Indianapolis | 24-51 | L | 57,278 |
| Dec. 13 | KANSAS CITY | 38-49 | L | 68,932 |
| Dec. 19 | at Oakland | 35-40 | L | 44,299 |
| Dec. 25 | DENVER | 16-37 | L | 68,809 |
| Jan. 2 | DETROIT | 24-19 | W | 68,809 |
| * Overtime | | | | |

| | TITANS | | OPP | | | |
|--------------------|---------|-----|---------|-----|----|-----|
| Total First Downs | 308 | | 318 | | | |
| Rushing | 85 | | 99 | | | |
| Passing | 200 | | 189 | | | |
| Penalty | 23 | | 30 | | | |
| 3rd Down: Made/Att | 74/217 | | 62/186 | | | |
| 3rd Down Pct. | 34.1 | | 33.3 | | | |
| 4th Down: Made/Att | 12/27 | | 9/12 | | | |
| 4th Down Pct. | 44.4 | | 75.0 | | | |
| Possession Avg. | 31:40 | | 28:20 | | | |
| Total Net Yards | 5487 | | 5724 | | | |
| Avg. Per Game | 342.9 | | 357.8 | | | |
| Total Plays | 1053 | | 977 | | | |
| Avg. Per Play | 5.2 | | 5.9 | | | |
| Net Yards Rushing | 1871 | | 1917 | | | |
| Avg. Per Game | 116.9 | | 119.8 | | | |
| Total Rushes | 420 | | 421 | | | |
| Avg. Per Play | 4.5 | | 4.6 | | | |
| Net Yards Passing | 3616 | | 3807 | | | |
| Avg. Per Game | 226.0 | | 237.9 | | | |
| Sacked/Yards Lost | 44/317 | | 32/220 | | | |
| Gross Yards | 3933 | | 4027 | | | |
| Att./Comp. | 589/356 | | 524/333 | | | |
| Completion Pct. | 60.4 | | 63.5 | | | |
| Had Intercepted | 19 | | 18 | | | |
| Punts/Average | 79/42.9 | | 74/43.6 | | | |
| Net Punting Avg. | 79/38.2 | | 74/38.8 | | | |
| Penalties/Yards | 110/923 | | 95/774 | | | |
| Fumbles/Ball Lost | 33/12 | | 22/12 | | | |
| Touchdowns | 41 | | 52 | | | |
| Rushing | 12 | | 18 | | | |
| Passing | 27 | | 29 | | | |
| Returns | 2 | | 5 | | | |
| BY PERIODS | 1 | 2 | 3 | 4 | OT | PTS |
| Titans | 106 | 111 | 49 | 78 | 0 | 344 |
| Opponents | 76 | 117 | 99 | 145 | 2 | 439 |

| SCORING | TD | RU | PA | RT | PAT | FG | S | TP |
|------------------|-----------|-----------|-----------|----------|--------------|--------------|----------|------------|
| Anderson | 0 | 0 | 0 | 0 | 37/37 | 17/22 | 0 | 88 |
| Bennett | 11 | 0 | 11 | 0 | | | 0 | 66 |
| Mason | 7 | 0 | 7 | 0 | | | 0 | 42 |
| Brown | 6 | 6 | 0 | 0 | | | 0 | 36 |
| A. Smith | 4 | 4 | 0 | 0 | | | 0 | 24 |
| Kinney | 3 | 0 | 3 | 0 | | | 0 | 18 |
| Fleming | 2 | 0 | 2 | 0 | | | 0 | 12 |
| Meier | 2 | 0 | 2 | 0 | | | 0 | 12 |
| McNair | 1 | 1 | 0 | 0 | | | 0 | 8 |
| Berlin | 1 | 0 | 1 | 0 | | | 0 | 6 |
| Bulluck | 1 | 0 | 0 | 1 | | | 0 | 6 |
| Thompson | 1 | 0 | 0 | 1 | | | 0 | 6 |
| Troupe | 1 | 0 | 1 | 0 | | | 0 | 6 |
| Volek | 1 | 1 | 0 | 0 | | | 0 | 6 |
| Elling TM | 0 | 0 | 0 | 0 | 2/2 | 1/2 | 0 | 5 |
| Hentrich | 0 | 0 | 0 | 0 | 0/0 | 1/3 | 0 | 3 |
| Titans | 41 | 12 | 27 | 2 | 39/39 | 19/27 | 0 | 344 |
| Opponents | 52 | 18 | 29 | 5 | 50/50 | 23/28 | 3 | 439 |

| RUSHING | No | Yds | Avg | Lg | TD |
|----------|-----|------|------|----|----|
| Brown | 220 | 1067 | 4.9 | 52 | 6 |
| A. Smith | 137 | 509 | 3.7 | 43 | 4 |
| McNair | 23 | 128 | 5.6 | 23 | 1 |
| Holcombe | 17 | 62 | 3.6 | 20 | 0 |
| Volek | 11 | 50 | 4.5 | 14 | 1 |
| Fleming | 7 | 40 | 5.7 | 13 | 0 |
| Bennett | 1 | 12 | 12.0 | 12 | 0 |
| Hentrich | 1 | 8 | 8.0 | 8 | 0 |

| PASSING | Att | Cmp | Pct | Yards | Y |
|------------------|------------|------------|-------------|-------------|---|
| Volek | 357 | 218 | 61.1 | 2486 | |
| McNair | 215 | 129 | 60.0 | 1343 | |
| Johnson | 12 | 6 | 50.0 | 68 | |
| Hentrich | 4 | 2 | 50.0 | 10 | |
| Bennett | 1 | 1 | 100.0 | 26 | |
| Titans | 589 | 356 | 60.4 | 3933 | |
| Opponents | 524 | 333 | 63.5 | 4027 | |

| | | | | | |
|------------------|------------|-------------|------------|-----------|-----------|
| Johnson | 2 | -2 | -1.0 | -1 | 0 |
| Mason | 1 | -3 | -3.0 | -3 | 0 |
| Titans | 420 | 1871 | 4.5 | 52 | 12 |
| Opponents | 421 | 1917 | 4.6 | 55 | 18 |

| RECEIVING | No | Yds | Avg | Lg | TD |
|------------------|------------|-------------|-------------|------------|-----------|
| Mason | 96 | 1168 | 12.2 | 37f | 7 |
| Bennett | 80 | 1247 | 15.6 | 48t | 11 |
| Troupe | 33 | 329 | 10.0 | 33 | 1 |
| Kinney | 25 | 193 | 7.7 | 21 | 3 |
| Meier | 25 | 127 | 5.1 | 29 | 2 |
| A. Smith | 22 | 169 | 7.7 | 31 | 0 |
| Berlin | 20 | 278 | 13.9 | 31 | 1 |
| Brown | 20 | 147 | 7.4 | 21 | 0 |
| Fleming | 19 | 164 | 8.6 | 37 | 2 |
| Holcombe | 11 | 60 | 5.5 | 9 | 0 |
| McAddley | 2 | 38 | 19.0 | 36 | 0 |
| Calico | 2 | 13 | 6.5 | 9 | 0 |
| Volek | 1 | 0 | 0.0 | 0 | 0 |
| Titans | 356 | 3933 | 11.0 | 48t | 27 |
| Opponents | 333 | 4027 | 12.1 | 62 | 29 |

| INTERCEPTIONS | No | Yds | Avg | Lg | TD |
|------------------|-----------|------------|-------------|------------|----------|
| Dyson | 6 | 135 | 22.5 | 44 | 0 |
| Thompson | 4 | 77 | 19.3 | 37t | 1 |
| Bulluck | 2 | 25 | 12.5 | 25 | 0 |
| Woolfolk | 1 | 25 | 25.0 | 25 | 0 |
| Tank Williams | 1 | 13 | 13.0 | 13 | 0 |
| McGarrahan | 1 | 11 | 11.0 | 11 | 0 |
| Rolle | 1 | 0 | 0.0 | 0 | 0 |
| Waddell | 1 | 0 | 0.0 | 0 | 0 |
| Gardner | 1 | -1 | -1.0 | -1 | 0 |
| Titans | 18 | 285 | 15.8 | 44 | 1 |
| Opponents | 19 | 306 | 16.1 | 51t | 2 |

| PUNTING | No | Yds | Avg | Net | TB | In | Lg | B |
|-----------|----|------|------|------|----|----|----|---|
| Hentrich | 73 | 3117 | 42.7 | 38.0 | 8 | 20 | 64 | 0 |
| Elling TM | 6 | 272 | 45.3 | 40.2 | 1 | 1 | 58 | 0 |
| Titans | 79 | 3389 | 42.9 | 38.2 | 9 | 21 | 64 | 0 |
| Opponents | 74 | 3223 | 43.6 | 38.8 | 9 | 24 | 66 | 0 |

| PUNT RETURNS | No | FC | Yds | Avg | Lg | TD |
|------------------|-----------|-----------|------------|------------|------------|----------|
| Mason | 24 | 12 | 93 | 3.9 | 13 | 0 |
| Waddell | 9 | 3 | 54 | 6.0 | 18 | 0 |
| Berlin | 7 | 1 | 26 | 3.7 | 13 | 0 |
| Titans | 40 | 16 | 173 | 4.3 | 20 | 0 |
| Opponents | 31 | 26 | 195 | 6.3 | 75t | 1 |

| KICKOFF RETURNS | No | Yds | Avg | Lg | TD |
|------------------|-----------|-------------|-------------|-----------|----------|
| McAddley | 38 | 849 | 22.3 | 45 | 0 |
| Fleming | 18 | 316 | 17.6 | 30 | 0 |
| Waddell | 17 | 342 | 20.1 | 33 | 0 |
| Holcombe | 3 | 26 | 8.7 | 14 | 0 |
| Bennett | 1 | -8 | -8.0 | -8 | 0 |
| Kinney | 1 | 21 | 21.0 | 21 | 0 |
| Schobel | 1 | 12 | 12.0 | 12 | 0 |
| Titans | 79 | 1558 | 19.7 | 45 | 0 |
| Opponents | 69 | 1389 | 20.1 | 35 | 0 |

| FIELD GOALS | 1-19 | 20-29 | 30-39 | 40-49 | 50+ |
|-------------|------|-------|-------|-------|-----|
| Anderson | 0/0 | 4/5 | 4/4 | 9/12 | 0/1 |
| Hentrich | 0/0 | 0/0 | 0/0 | 0/0 | 1/3 |
| Elling TM | 0/0 | 1/1 | 0/1 | 0/0 | 0/0 |
| Titans | 0/0 | 5/6 | 4/5 | 9/12 | 1/4 |
| Opponents | 0/0 | 12/12 | 5/7 | 3/6 | 3/3 |

Anderson: () (39G) (26G, 40G) (24G) (36G, 38G, 42B) (40G) (40G) (23G, 45G) (33G) (41G) () (45G, 43B) (50N, 27G) (41N) (44G, 43G) (40G, 27B)

Henrich: () () () () () () () (58N, 52B) () () () () () (50G) ()

Team: (33N, 22G) (33G) (26G, 40G) (24G) (36G, 38G, 42B) (40G) (40G) (23G, 45G) (58N, 33G, 52B) (41G) () (45G, 43B) (50N, 27G) (41N) (44G, 43G, 50G) (40G, 27B)

Opponents: (46N) (28G) () (31G) (39G, 53G) (21G, 50G) (29G, 29G) (28G, 50G) (39G, 29G) (35G, 48G, 44N) (29G, 41B) (47G, 20G, 37G) () (42G) (22G, 34G, 22G, 30G) (26G, 26G)

SACKS
Carter 6.0, Bulluck 5.0, Long 5.0, Starks 4.5, LaBoy 3.5, Hall 2.5, Odom 2.0, Haynesworth 1.0, Williams 1.0, Schulters 1.0, McGarrah 0.5
Titans 32.0, Opponents 44.0

TACKLES (Solo-Assists-Total)
 Bulluck 108-63-171, Kassell 83-45-128, Carter 40-42-82, Hall 42-30-72, Thompson 56-7-63, Haynesworth 39-23-62, Starks 28-25-53, Williams 42-10-52, Long 31-17-48, Odom 21-22-43, Dyson 34-6-40, Woolfolk 35-5-40, LaBoy 18-16-34, Nickey 28-6-34, Waddell 29-2-31, McGarrahan 26-3-29, Rolle 24-2-26, Ena

15-10-25, Boiman 7-17-24, Clauss 9-8-17, Schobel 10-5-15,
Calmus 11-4-15, Schulters 12-0-12, Gardner 9-1-10, Thomas
5-2-7, Reynolds 4-1-5, Beckham 5-0-5, Amato 3-1-4

Team Totals: 774-373-1,147

OFFENSE

| | |
|----|----------------------------------|
| WR | Derrick Mason (85) |
| LT | Brad Hopkins (72) |
| LG | Jacob Bell (60) |
| C | Justin Hartwig (77) |
| RG | Benji Olson (75) |
| RT | Fred Miller (71) |
| TE | Erron Kinney (88) |
| WR | Drew Bennett (83) |
| FB | Robert Holcombe (35) |
| QB | Steve McNair (9)/Billy Volek (7) |
| RB | Chris Brown (29) |

| | |
|-----|-------------------------|
| LE | Antwan Odom (98) |
| LT | Kevin Carter (93) |
| RT | Albert Haynesworth (92) |
| RE | Carlos Hall (97) |
| LLB | Rocky Boiman (50) |
| MLB | Brad Kassell (55) |
| RLB | Keith Bulluck (53) |
| LCB | Andre Dyson (22) |
| RCB | Samari Rolle (21) |
| SS | Tank Williams (25) |
| FS | Lamont Thompson (28) |

| | |
|---|---------------------|
| K | Gary Anderson (1) |
| P | Craig Hentrich (15) |

All-Pro

GM: Floyd Reese; **Head Coach:** Jeff Fisher
Asst. Coaches: Mike Heimerdinger (off. coord.), Jim Schwartz (def. coord.), George Henshaw (asst. head coach/off.), Dave McGinnis (LB), Chuck Cecil (S/Nickel), Ned James (off. asst.), Craig Johnson (QB), Alan Lowry (ST), Mike Munchak (OL), Sherman Smith (RB), Steve Walters (WR), Jim Washburn (DL), Steve Watterson (strength & rehab.), Everett Withers (DB)

| AFC EAST | W | L | T | Pct |
|--------------|----|----|---|------|
| New England | 14 | 2 | 0 | .875 |
| * N.Y. Jets | 10 | 6 | 0 | .625 |
| Buffalo | 9 | 7 | 0 | .562 |
| Miami | 4 | 12 | 0 | .250 |
| AFC NORTH | W | L | T | Pct |
| Pittsburgh | 15 | 1 | 0 | .938 |
| Baltimore | 9 | 7 | 0 | .562 |
| Cincinnati | 8 | 8 | 0 | .500 |
| Cleveland | 4 | 12 | 0 | .250 |
| AFC SOUTH | W | L | T | Pct |
| Indianapolis | 12 | 4 | 0 | .750 |
| Jacksonville | 9 | 7 | 0 | .562 |
| Houston | 7 | 9 | 0 | .438 |
| Tennessee | 5 | 11 | 0 | .312 |
| AFC WEST | W | L | T | Pct |
| San Diego | 13 | 3 | 0 | .812 |
| * Denver | 10 | 6 | 0 | .625 |
| Kansas City | 7 | 9 | 0 | .438 |
| Oakland | 5 | 11 | 0 | .312 |

| NFC EAST | | W | L | T | Pct |
|-----------|---------------|----|----|---|------|
| | Philadelphia | 13 | 3 | 0 | .812 |
| | N.Y. Giants | 6 | 10 | 0 | .375 |
| | Dallas | 6 | 10 | 0 | .375 |
| | Washington | 6 | 10 | 0 | .375 |
| NFC NORTH | | W | L | T | Pct |
| | Green Bay | 10 | 6 | 0 | .625 |
| * | Minnesota | 8 | 8 | 0 | .500 |
| | Detroit | 6 | 10 | 0 | .375 |
| | Chicago | 5 | 11 | 0 | .312 |
| NFC SOUTH | | W | L | T | Pct |
| | Atlanta | 11 | 5 | 0 | .688 |
| | New Orleans | 8 | 8 | 0 | .500 |
| | Carolina | 7 | 9 | 0 | .438 |
| | Tampa Bay | 5 | 11 | 0 | .312 |
| NFC WEST | | W | L | T | Pct |
| | Seattle | 9 | 7 | 0 | .562 |
| * | St. Louis | 8 | 8 | 0 | .500 |
| | Arizona | 6 | 10 | 0 | .375 |
| | San Francisco | 2 | 14 | 0 | .125 |

* Wild Card for Playoffs

2003 SEASON (12-4 REGULAR SEASON, 1-1 PLAYOFFS) • 2ND PLACE AFC SOUTH

| DATE | OPPONENT | SCORE | W/L | ATT |
|---------|-----------------|-------|-----|--------|
| Sep. 7 | OAKLAND | 25-20 | W | 68,809 |
| Sep. 14 | at Indianapolis | 7-33 | L | 59,999 |
| Sep. 21 | NEW ORLEANS | 27-12 | W | 68,809 |
| Sep. 28 | at Pittsburgh | 30-13 | W | 63,244 |
| Oct. 5 | at New England | 30-38 | L | 68,436 |
| Oct. 12 | HOUSTON | 38-17 | W | 68,809 |
| Oct. 19 | at Carolina | 37-17 | W | 72,851 |
| Oct. 26 | at Jacksonville | 30-17 | W | 55,918 |
| Nov. 2 | BYE | | | |
| Nov. 9 | MIAMI | 31-7 | W | 68,809 |
| Nov. 16 | JACKSONVILLE | 10-3 | W | 68,809 |
| Nov. 23 | at Atlanta | 38-31 | W | 70,891 |
| Dec. 1 | at NY Jets | 17-24 | L | 77,710 |
| Dec. 7 | INDIANAPOLIS | 27-29 | L | 68,809 |
| Dec. 14 | BUFFALO | 28-26 | W | 68,809 |
| Dec. 21 | at Houston | 27-24 | W | 70,758 |
| Dec. 28 | TAMPA BAY | 33-13 | W | 68,809 |
| Jan. 3 | at Baltimore | 20-17 | W | 69,452 |
| Jan. 10 | at New England | 14-17 | L | 68,436 |

* Overtime

| | TITANS | OPP |
|--------------------|---------|---------|
| Total First Downs | 310 | 275 |
| Rushing | 84 | 79 |
| Passing | 211 | 167 |
| Penalty | 15 | 29 |
| 3rd Down: Made/Att | 86/211 | 51/184 |
| 3rd Down Pct. | 40.8 | 27.7 |
| 4th Down: Made/Att | 6/14 | 11/18 |
| 4th Down Pct. | 42.9 | 61.1 |
| Possession Avg. | 32:52 | 27:08 |
| Total Net Yards | 5501 | 4901 |
| Avg. Per Game | 343.8 | 306.3 |
| Total Plays | 1013 | 926 |
| Avg. Per Play | 5.4 | 5.3 |
| Net Yards Rushing | 1623 | 1295 |
| Avg. Per Game | 101.4 | 80.9 |
| Total Rushes | 486 | 342 |
| Avg. Per Play | 3.3 | 3.8 |
| Net Yards Passing | 3878 | 3606 |
| Avg. Per Game | 242.4 | 225.4 |
| Sacked/Yards Lost | 25/153 | 38/223 |
| Gross Yards | 4031 | 3829 |
| Att./Comp. | 502/315 | 546/332 |
| Completion Pct. | 62.7 | 60.8 |
| Had Intercepted | 9 | 21 |
| Punts/Average | 71/43.9 | 78/42.2 |
| Net Punting Avg. | 71/37.8 | 78/35.9 |
| Penalties/Yards | 110/887 | 96/793 |
| Fumbles/Ball Lost | 24/12 | 21/13 |
| Touchdowns | 48 | 35 |
| Rushing | 11 | 10 |
| Passing | 30 | 20 |
| Returns | 7 | 5 |

| BY PERIODS | 1 | 2 | 3 | 4 | OT | PTS |
|------------|-----|-----|----|-----|----|-----|
| Titans | 103 | 120 | 82 | 130 | 0 | 435 |
| Opponents | 52 | 75 | 75 | 122 | 0 | 324 |

| SCORING | TD | RU | PA | RT | PAT | FG | S | TP |
|-----------|----|----|----|----|-------|-------|---|-----|
| Anderson | 0 | 0 | 0 | 0 | 42/42 | 27/31 | 0 | 123 |
| Mason | 8 | 0 | 8 | 0 | | | 0 | 48 |
| McCareins | 8 | 0 | 7 | 1 | | | 0 | 48 |
| George | 5 | 5 | 0 | 0 | | | 0 | 30 |
| Calico | 4 | 0 | 4 | 0 | | | 0 | 26 |
| McNair | 4 | 4 | 0 | 0 | | | 0 | 26 |
| Bennett | 4 | 0 | 4 | 0 | | | 0 | 24 |
| Kinney | 4 | 0 | 3 | 1 | | | 0 | 24 |
| Holcombe | 2 | 1 | 1 | 0 | | | 0 | 14 |
| Henrich | 0 | 0 | 0 | 0 | 1/1 | 4/5 | 0 | 13 |
| Dyson | 2 | 0 | 0 | 2 | | | 0 | 12 |
| Wycheck | 2 | 0 | 2 | 0 | | | 0 | 12 |
| Boiman | 1 | 0 | 0 | 1 | | | 1 | 8 |
| Berlin | 1 | 0 | 1 | 0 | | | 0 | 6 |
| Bulluck | 1 | 0 | 0 | 1 | | | 0 | 6 |
| Rolle | 1 | 0 | 0 | 1 | | | 0 | 6 |
| Volek | 1 | 1 | 0 | 0 | | | 0 | 6 |
| Nedney | 0 | 0 | 0 | 0 | 0/1 | 1/1 | 0 | 3 |
| Titans | 48 | 11 | 30 | 7 | 43/44 | 32/37 | 1 | 435 |
| Opponents | 35 | 10 | 20 | 5 | 34/34 | 26/30 | 0 | 324 |

2-point conversions: Calico, McNair, Holcombe, Titans 3-4, Opponents 0-1

| RUSHING | No | Yds | Avg | Lg | TD |
|-----------|-----|------|------|----|----|
| George | 312 | 1031 | 3.3 | 27 | 5 |
| Brown | 56 | 221 | 3.9 | 28 | 0 |
| Holcombe | 63 | 201 | 3.2 | 21 | 1 |
| McNair | 38 | 138 | 3.6 | 23 | 4 |
| McCareins | 1 | 13 | 13.0 | 13 | 0 |

| PASSING | Att | Cmp | Pct | Yards | Yds/Att | TD | Int | Lg | Sk/Yds | Rating |
|-----------|-----|-----|-------|-------|---------|----|-----|-----|--------|--------|
| McNair | 400 | 250 | 62.5 | 3215 | 8.04 | 24 | 7 | 73 | 19/108 | 100.4 |
| Volek | 69 | 44 | 63.8 | 545 | 7.90 | 4 | 1 | 50t | 6/45 | 101.4 |
| O'Donnell | 27 | 18 | 66.7 | 232 | 8.59 | 2 | 1 | 34t | 0/0 | 102.7 |
| Henrich | 5 | 2 | 40.0 | 25 | 5.00 | 0 | 0 | 15 | 0/0 | 56.3 |
| Bennett | 1 | 1 | 100.0 | 14 | 14.00 | 0 | 0 | 14 | 0/0 | 118.8 |
| Titans | 502 | 315 | 62.7 | 4031 | 8.03 | 30 | 9 | 73 | 25/153 | 100.3 |
| Opponents | 546 | 332 | 60.8 | 3829 | 7.01 | 20 | 21 | 86t | 38/223 | 78.2 |

| | | | | | |
|-----------|-----|------|------|----|----|
| Mason | 3 | 11 | 3.7 | 7 | 0 |
| Calico | 1 | 5 | 5.0 | 5 | 0 |
| Volek | 11 | 4 | 0.4 | 5 | 1 |
| O'Donnell | 1 | -1 | -1.0 | -1 | 0 |
| Titans | 486 | 1623 | 3.3 | 28 | 11 |
| Opponents | 342 | 1295 | 3.8 | 42 | 10 |

| RECEIVING | No | Yds | Avg | Lg | TD |
|------------|-----|------|------|-----|----|
| Mason | 95 | 1303 | 13.7 | 50t | 8 |
| McCareins | 47 | 813 | 17.3 | 73 | 7 |
| Kinney | 41 | 381 | 9.3 | 28 | 3 |
| Bennett | 32 | 504 | 15.8 | 48 | 4 |
| George | 22 | 163 | 7.4 | 22 | 0 |
| Holcombe | 19 | 121 | 6.4 | 11 | 1 |
| Calico | 18 | 297 | 16.5 | 45 | 4 |
| Wycheck | 17 | 165 | 9.7 | 25 | 2 |
| Meier | 13 | 159 | 12.2 | 27 | 0 |
| Brown | 8 | 61 | 7.6 | 11 | 0 |
| Berlin | 1 | 50 | 50.0 | 50t | 1 |
| McGarrahan | 1 | 10 | 10.0 | 10 | 0 |
| McNair | 1 | 4 | 4.0 | 4 | 0 |
| Titans | 315 | 4031 | 12.8 | 73 | 30 |
| Opponents | 332 | 3829 | 11.5 | 86t | 20 |

| INTERCEPTIONS | No | Yds | Avg | Lg | TD |
|---------------|----|-----|------|-----|----|
| Rolle | 6 | 141 | 23.5 | 52 | 0 |
| Dyson | 4 | 62 | 15.5 | 51t | 2 |
| Boiman | 2 | 70 | 35.0 | 60t | 1 |
| Calmus | 2 | 26 | 13.0 | 15 | 0 |
| Bulluck | 2 | 9 | 4.5 | 9 | 0 |
| Tank Williams | 2 | 0 | 0.0 | 0 | 0 |
| Woolfolk | 1 | 4 | 4.0 | 4 | 0 |
| Beckham | 1 | 0 | 0.0 | 0 | 0 |
| Kearse | 1 | 0 | 0.0 | 0 | 0 |
| Titans | 21 | 312 | 14.9 | 60t | 3 |
| Opponents | 9 | 264 | 29.3 | 95t | 3 |

| PUNTING | No | Yds | Avg | Net | TB | In | Lg | B |
|-----------|----|------|------|------|----|----|----|---|
| Henrich | 71 | 3117 | 43.9 | 37.8 | 8 | 26 | 58 | 0 |
| Titans | 71 | 3117 | 43.9 | 37.8 | 8 | 26 | 58 | 0 |
| Opponents | 78 | 3290 | 42.2 | 35.9 | 3 | 24 | 65 | 0 |

| PUNT RETURNS | No | FC | Yds | Avg | Lg | TD |
|--------------|----|----|-----|------|-----|----|
| McCareins | 29 | 17 | 330 | 11.4 | 58t | 1 |
| Mason | 8 | 5 | 99 | 12.4 | 21 | 0 |
| Titans | 37 | 22 | 429 | 11.6 | 58t | 1 |
| Opponents | 30 | 13 | 276 | 9.2 | 59t | 1 |

| KICKOFF RETURNS | No | Yds | Avg | Lg | TD |
|-----------------|----|------|------|----|----|
| Schiffino | 35 | 703 | 20.1 | 39 | 0 |
| McCareins | 13 | 256 | 19.7 | 25 | 0 |
| Mason | 5 | 106 | 21.2 | 34 | 0 |
| Jackson | 3 | 77 | 25.7 | 31 | 0 |
| Berlin | 4 | 73 | 18.3 | 25 | 0 |
| Holcombe | 4 | 38 | 9.5 | 20 | 0 |
| Kinney | 3 | 37 | 12.3 | 17 | 0 |
| Meier | 1 | 9 | 9.0 | 9 | 0 |
| Titans | 68 | 1299 | 19.1 | 39 | 0 |
| Opponents | 81 | 1521 | 18.8 | 71 | 0 |

| FIELD GOALS | 1-19 | 20-29 | 30-39 | 40-49 | 50+ |
|-------------|------|-------|-------|-------|-----|
| Anderson | 0/0 | 5/5 | 12/12 | 10/14 | 0/0 |
| Henrich | 0/0 | 0/0 | 2/2 | 2/2 | 0/1 |
| Nedney | 0/0 | 0/0 | 0/0 | 0/0 | 1/1 |
| Titans | 0/0 | 5/5 | 14/14 | 12/16 | 1/2 |
| Opponents | 0/0 | 11/11 | 6/9 | 8/9 | 1/1 |

Anderson: () () (22G, 43G) () (43G, 46N, 33G, 37G, 41G) (33G) (40G, 32G, 34G) (43G, 43G, 33G) (35G) (33G, 48N) (44N, 22G) (35G) (40G, 40G) (29G, 39G, 41N) (41G, 26G) (37G, 33G, 43G, 23G)
Henrich: (49G, 34G, 33G) () () () (48G) () () () () () (52N) () () ()
Nedney: (50G) () () () () () () () () () () () () () ()
Opponents: (47G, 47G) (29G, 41G, 23G, 48G) (31G) (26G, 23G, 30N) (34N, 39N, 48G) (29G) (53G) (49G) () (44N, 39G) (40G) (27G) (21G, 35G, 36G, 23G, 26G) (27G, 32G) (49G) (27G, 33G)

SACKS
Kearse 9.5, Carter 5.5, Smith 4.5, Thomas 4.0, Bulluck 3.0, Hall 3.0, Haynesworth 2.5, Boiman 1.5, Calmus 1.0, Long 1.0, McGarrahan 1.0, Schulters 1.0, Tank Williams 0.5, Titans 38.0, Opponents 25.0

TACKLES (Solo-Assists-Total)
Bulluck 110-61-171, Sirmon 76-65-141, Schulters 68-21-89, Tank Williams 58-23-81, Carter 49-30-79, Smith 36-37-73, Kearse 40-27-67, Hall 42-24-66, Dyson 54-10-64, Calmus 34-27-61, Boiman 26-29-55, Haynesworth 25-24-49, Kassell 23-18-41, Rolle 23-6-29, McGarrahan 20-7-27, Thomas 16-11-27,

Atkins 11-9-20, Woolfolk 15-4-19, Beckham 16-1-17, Thompson 5-2-7, Echols 3-1-4, Long 2-0-2, Wells 1-0-1, Kramer 0-0-0, Nickey 0-0-0

Team Totals: 753-437-1,190

| USUAL STARTING LINEUP | |
|-----------------------|-------------------------|
| OFFENSE | |
| WR | Derrick Mason (85) |
| TE | Erron Kinney (88) |
| LT | Brad Hopkins (72) |
| LG | Zach Piller (69) |
| C | Justin Hartwig (77) |
| RG | Benji Olson (75) |
| RT | Fred Miller (71) |
| TE | Frank Wycheck (89) |
| WR | Drew Bennett (83) |
| WR | Justin McCareins (86) |
| QB | Steve McNair (9) |
| RB | Eddie George (27) |
| DEFENSE | |
| LE | Kevin Carter (93) |
| LT | Robaire Smith (98) |
| RT | Albert Haynesworth (92) |
| RE | Jevon Kearse (90) |
| LLB | Peter Sirmon (59) |
| MLB | Rocky Calmus (54) |
| RLB | Keith Bulluck (53) |
| LCB | Andre Dyson (22) |
| RCB | Samari Rolle (21) |
| SS | Tank Williams (25) |
| FS | Lance Schulters (31) |

| | |
|-------------|---------------------|
| SPECIALISTS | |
| K | Gary Anderson (1) |
| P | Craig Hentrich (15) |

NFL Co-MVP: Steve McNair

Pro Bowl

All-Pro

GM: Floyd Reese; Head Coach: Jeff Fisher
Asst. Coaches: Mike Heimerdinger (off. coord.), Jim Schwartz (def. coord.), George Henshaw (asst. head coach/off.), Gunther Cunningham (asst. head coach defense/LB), Chuck Cecil (def. asst.), Ned James (off. asst.), Craig Johnson (QB), Alan Lowry (ST), Mike Munchak (OL), Sherman Smith (RB), Steve Walters (WR), Jim Washburn (DL), Steve Watterson (strength & rehab.), Everett Withers (DB)

| AMERICAN FOOTBALL CONFERENCE STANDINGS | | | | |
|--|----|----|---|------|
| AFC EAST | W | L | T | Pct |
| New England | 14 | 2 | 0 | .875 |
| Miami | 10 | 6 | 0 | .625 |
| Buffalo | 6 | 10 | 0 | .375 |
| N.Y. Jets | 6 | 10 | 0 | .375 |
| AFC NORTH | W | L | T | Pct |
| Baltimore | 10 | 6 | 0 | .625 |
| Cincinnati | 8 | 8 | 0 | .500 |
| Pittsburgh | 6 | 10 | 0 | .375 |
| Cleveland | 5 | 11 | 0 | .312 |
| AFC SOUTH | W | L | T | Pct |
| Indianapolis | 12 | 4 | 0 | .750 |
| * Tennessee | 12 | 4 | 0 | .750 |
| Jacksonville | 5 | 11 | 0 | .312 |
| Houston | 5 | 11 | 0 | .312 |
| AFC WEST | W | L | T | Pct |
| Kansas City | 13 | 3 | 0 | .812 |
| * Denver | 10 | 6 | 0 | .625 |
| Oakland | 4 | 12 | 0 | .250 |
| San Diego | 4 | 12 | 0 | .250 |

| NATIONAL FOOTBALL CONFERENCE STANDINGS | | | | |
|--|----|----|---|------|
| NFC EAST | W | L | T | Pct |
| Philadelphia | 12 | 4 | 0 | .750 |
| * Dallas | 10 | 6 | 0 | .625 |
| Washington | 5 | 11 | 0 | .312 |
| N.Y. Giants | 4 | 12 | 0 | .250 |
| NFC NORTH | W | L | T | Pct |
| Green Bay | 10 | 6 | 0 | .625 |
| Minnesota | 9 | 7 | 0 | .562 |
| Chicago | 7 | 9 | 0 | .438 |
| Detroit | 5 | 11 | 0 | .312 |
| NFC SOUTH | W | L | T | Pct |
| Carolina | 11 | 5 | 0 | .688 |
| New Orleans | 8 | 8 | 0 | .500 |
| Tampa Bay | 7 | 9 | 0 | .438 |
| Atlanta | 5 | 11 | 0 | .312 |
| NFC WEST | W | L | T | Pct |
| St. Louis | 12 | 4 | 0 | .750 |
| * Seattle | 10 | 6 | 0 | .625 |
| San Francisco | 7 | 9 | 0 | .438 |
| Arizona | 4 | 12 | 0 | .250 |

* Wild Card for Playoffs

2002 SEASON (11-5 REGULAR SEASON, 1-1 PLAYOFFS) • 1ST PLACE AFC SOUTH

| DATE | OPPONENT | SCORE | W/L | ATT |
|---------|-----------------|--------|-----|--------|
| Sep. 8 | PHILADELPHIA | 27-24 | W | 68,804 |
| Sep. 15 | at Dallas | 13-21 | L | 62,527 |
| Sep. 22 | CLEVELAND | 28-31* | L | 68,804 |
| Sep. 29 | at Oakland | 25-52 | L | 58,719 |
| Oct. 6 | WASHINGTON | 14-31 | L | 68,804 |
| Oct. 13 | JACKSONVILLE | 23-14 | W | 68,804 |
| Oct. 20 | BYE | | | |
| Oct. 27 | at Cincinnati | 30-24 | W | 52,822 |
| Nov. 3 | at Indianapolis | 23-15 | W | 56,752 |
| Nov. 10 | HOUSTON | 17-10 | W | 68,804 |
| Nov. 17 | PITTSBURGH | 31-23 | W | 68,804 |
| Nov. 24 | at Baltimore | 12-13 | L | 69,365 |
| Dec. 1 | at N.Y. Giants | 32-29* | W | 78,640 |
| Dec. 8 | INDIANAPOLIS | 27-17 | W | 68,804 |
| Dec. 16 | NEW ENGLAND | 24-7 | W | 68,809 |
| Dec. 22 | at Jacksonville | 28-10 | W | 51,033 |
| Dec. 29 | at Houston | 13-3 | W | 70,694 |
| Jan. 11 | PITTSBURGH | 34-31* | W | 68,809 |
| Jan. 19 | at Oakland | 24-41 | L | 62,544 |

* Overtime

| | TITANS | OPP |
|--------------------|---------|---------|
| Total First Downs | 312 | 297 |
| Rushing | 112 | 75 |
| Passing | 182 | 197 |
| Penalty | 18 | 25 |
| 3rd Down: Made/Att | 94/216 | 76/202 |
| 3rd Down Pct. | 43.5 | 37.6 |
| 4th Down: Made/Att | 9/16 | 9/18 |
| 4th Down Pct. | 56.3 | 50.0 |
| Possession Avg. | 32:47 | 27:13 |
| Total Net Yards | 5272 | 4964 |
| Avg. Per Game | 329.5 | 310.3 |
| Total Plays | 1032 | 974 |
| Avg. Per Play | 5.1 | 5.1 |
| Net Yards Rushing | 1952 | 1424 |
| Avg. Per Game | 122.0 | 89.0 |
| Total Rushes | 511 | 372 |
| Avg. Per Play | 3.8 | 3.8 |
| Net Yards Passing | 3320 | 3540 |
| Avg. Per Game | 207.5 | 221.3 |
| Sacked/Yards Lost | 21/121 | 40/213 |
| Gross Yards | 3441 | 3753 |
| Att./Comp. | 500/306 | 562/339 |
| Completion Pct. | 61.2 | 60.3 |
| Had Intercepted | 15 | 18 |
| Punts/Average | 66/41.3 | 77/41.6 |
| Net Punting Avg. | 66/33.9 | 77/36.2 |
| Penalties/Yards | 112/891 | 99/853 |
| Fumbles/Ball Lost | 20/10 | 22/11 |
| Touchdowns | 42 | 40 |
| Rushing | 16 | 7 |
| Passing | 22 | 27 |
| Returns | 4 | 6 |

| BY PERIODS | 1 | 2 | 3 | 4 | OT | PTS |
|------------|----|-----|----|-----|----|-----|
| Titans | 76 | 127 | 67 | 94 | 3 | 367 |
| Opponents | 72 | 71 | 68 | 110 | 3 | 324 |

| SCORING | TD | RU | PA | RT | PAT | FG | S | TP |
|-----------|----|----|----|----|-------|-------|---|-----|
| Nedney | 0 | 0 | 0 | 0 | 36/36 | 25/31 | 0 | 111 |
| George | 14 | 12 | 2 | 0 | | | 0 | 86 |
| Mason | 5 | 0 | 5 | 0 | | | 0 | 30 |
| K. Dyson | 4 | 0 | 4 | 0 | | | 0 | 24 |
| Simon | 4 | 1 | 3 | 0 | | | 0 | 24 |
| McNair | 3 | 3 | 0 | 0 | | | 0 | 20 |
| Bennett | 2 | 0 | 2 | 0 | | | 0 | 12 |
| McCareins | 2 | 0 | 2 | 0 | | | 0 | 12 |
| Wycheck | 2 | 0 | 2 | 0 | | | 0 | 12 |
| Bulluck | 1 | 0 | 0 | 1 | | | 0 | 6 |
| Coady | 1 | 0 | 0 | 1 | | | 0 | 6 |
| A. Dyson | 1 | 0 | 0 | 1 | | | 0 | 6 |
| Green | 1 | 0 | 1 | 0 | | | 0 | 6 |
| Meier | 1 | 0 | 1 | 0 | | | 0 | 6 |
| Simmon | 1 | 0 | 0 | 1 | | | 0 | 6 |
| Titans | 42 | 16 | 22 | 4 | 36/36 | 25/31 | 0 | 367 |
| Opponents | 40 | 7 | 27 | 6 | 36/36 | 14/21 | 0 | 324 |

2-Pt Conversions: George, McNair, Titans 2-6, Opponents 3-4

| RUSHING | No | Yds | Avg | Lg | TD |
|-----------|-----|------|-----|----|----|
| George | 343 | 1165 | 3.4 | 35 | 12 |
| McNair | 82 | 440 | 5.4 | 26 | 3 |
| Holcombe | 47 | 242 | 5.1 | 39 | 0 |
| Green | 21 | 71 | 3.4 | 12 | 0 |
| McCareins | 2 | 18 | 9.0 | 16 | 0 |
| Simon | 9 | 18 | 2.0 | 13 | 1 |
| Hentrich | 1 | 5 | 5.0 | 5 | 0 |

| PASSING | Att | Cmp | Pct | Yards | Yds/Att | TD | Int | Lg | Sk/Yds | Rating |
|-----------|-----|-----|-------|-------|---------|----|-----|----|--------|--------|
| McNair | 492 | 301 | 61.2 | 3387 | 6.88 | 22 | 15 | 55 | 21/121 | 84.0 |
| O'Donnell | 5 | 3 | 60.0 | 24 | 4.80 | 0 | 0 | 0 | 0/0 | 72.1 |
| Wycheck | 2 | 1 | 50.0 | 13 | 6.50 | 0 | 0 | 13 | 0/0 | 70.8 |
| Hentrich | 1 | 1 | 100.0 | 17 | 17.0 | 0 | 0 | 17 | 0/0 | 118.8 |
| Titans | 500 | 306 | 61.2 | 3441 | 6.88 | 22 | 15 | 55 | 21/121 | 83.9 |
| Opponents | 562 | 339 | 60.3 | 3753 | 6.68 | 27 | 18 | 75 | 40/213 | 82.8 |

| | | | | | |
|-----------|-----|------|------|----|----|
| Comella | 1 | 0 | 0.0 | 0 | 0 |
| O'Donnell | 3 | -3 | -1.0 | -1 | 0 |
| K. Dyson | 2 | -4 | -2.0 | 5 | 0 |
| Titans | 511 | 1952 | 3.8 | 39 | 16 |
| Opponents | 372 | 1424 | 3.8 | 42 | 7 |

| RECEIVING | No | Yds | Avg | Lg | TD |
|-----------|-----|------|------|-----|----|
| Mason | 79 | 1012 | 12.8 | 40 | 5 |
| K. Dyson | 41 | 460 | 11.2 | 40 | 4 |
| Wycheck | 40 | 346 | 8.7 | 19 | 2 |
| George | 36 | 255 | 7.1 | 14t | 2 |
| Bennett | 33 | 478 | 14.5 | 53 | 2 |
| McCareins | 19 | 301 | 15.8 | 55 | 2 |
| Simon | 16 | 167 | 10.4 | 42t | 3 |
| Kinney | 13 | 173 | 13.3 | 31 | 0 |
| Holcombe | 10 | 91 | 9.1 | 18 | 0 |
| Comella | 10 | 70 | 7.0 | 17 | 0 |
| Green | 7 | 57 | 8.1 | 21 | 1 |
| Meier | 1 | 17 | 17.0 | 17t | 1 |
| Berlin | 1 | 14 | 14.0 | 14 | 0 |
| Titans | 306 | 3441 | 11.2 | 55 | 22 |
| Opponents | 339 | 3753 | 11.1 | 75 | 27 |

| INTERCEPTIONS | No | Yds | Avg | Lg | TD |
|---------------|----|-----|------|-----|----|
| Schulters | 6 | 56 | 9.3 | 28 | 0 |
| Simmon | 3 | 88 | 29.3 | 32t | 1 |
| A. Dyson | 3 | 27 | 9.0 | 16t | 1 |
| Rolle | 2 | 0 | 0.0 | 0 | 0 |
| Coady | 1 | 24 | 24.0 | 24t | 1 |
| Bulluck | 1 | 5 | 5.0 | 5 | 0 |
| Williams | 1 | 0 | 0.0 | 0 | 0 |
| Mitchell | 1 | -2 | -2.0 | -2 | 0 |
| Titans | 18 | 198 | 11.0 | 32t | 3 |
| Opponents | 15 | 179 | 11.9 | 82t | 2 |

| PUNTING | No | Yds | Avg | Net | TB | In | Lg | B |
|-----------|----|------|------|------|----|----|----|---|
| Hentrich | 65 | 2725 | 41.9 | 33.9 | 5 | 28 | 56 | 1 |
| Titans | 66 | 2725 | 41.3 | 33.9 | 5 | 28 | 56 | 1 |
| Opponents | 77 | 3202 | 41.6 | 36.2 | 10 | 22 | 61 | 1 |

| PUNT RETURNS | No | FC | Yds | Avg | Lg | TD |
|--------------|----|----|-----|------|-----|----|
| Simon | 13 | 6 | 113 | 8.7 | 30 | 0 |
| Mason | 9 | 12 | 60 | 6.7 | 21 | 0 |
| McCareins | 6 | 4 | 44 | 7.3 | 16 | 0 |
| Titans | 28 | 22 | 217 | 7.8 | 30 | 0 |
| Opponents | 28 | 19 | 390 | 13.9 | 83t | 3 |

| KICKOFF RETURNS | No | Yds | Avg | Lg | TD |
|-----------------|----|------|------|----|----|
| Simon | 20 | 371 | 18.6 | 29 | 0 |
| Berlin | 13 | 260 | 20.0 | 32 | 0 |
| McCareins | 13 | 300 | 23.1 | 48 | 0 |
| Kinney | 3 | 41 | 13.7 | 25 | 0 |
| Green | 1 | 10 | 10.0 | 10 | 0 |
| Titans | 50 | 982 | 19.6 | 48 | 0 |
| Opponents | 74 | 1482 | 20.0 | 54 | 0 |

| FIELD GOALS | 1-19 | 20-29 | 30-39 | 40-49 | 50+ |
|-------------|------|-------|-------|-------|-----|
| Nedney | 0/0 | 9/9 | 10/12 | 5/8 | 1/2 |
| Titans | 0/0 | 9/9 | 10/12 | 5/8 | 1/2 |
| Opponents | 1/2 | 3/3 | 5/7 | 4/6 | 1/3 |

Nedney: (33G, 47G) (37G, 53G) () () () (40G, 26G, 33G, 32N) (33G, 28G, 46G) (28G, 34G, 39G) (49N, 24G) (39N, 43G) (32G, 37G, 40G, 21G) (54N, 38G) (35G, 29G) (45N, 28G) (46N) (28G, 26G)
Opponents: (30G) () (52N, 33G) (28G) (31G) () (44G) (46N) (51G) (31N, 37N) (26G, 43G) (38G, 36G, 19G) (44G, 44N) () (24G) (50N, 19N, 42G)

SACKS
Carter 10.0, C. Hall 8.0, Ford 3.5, Smith 2.5, Kearsse 2.0, Schulters 2.0, Simon 2.0, Thornton 2.0, Williams 2.0, Bulluck 1.0, A. Dyson 1.0, Godfrey 1.0, Haynesworth 1.0, J. Thomas 1.0
Titans 40.0, Opponents 21.0

TACKLES (Solo-Assists-Total)
Bulluck (116-64-180), Simon (83-47-130), Schulters (75-19-94), Smith (41-32-73), Carter (42-29-71), Hall (43-27-70), Williams (55-14-69), A. Dyson (54-7-61), Haynesworth (31-24-55), Mitchell (40-11-51), Ford (24-21-45), Rolle (37-7-44), Godfrey (27-17-44), Thornton (21-23-44), Chamberlin (14-13-27), Echols (13-6-19), Thomas (11-5-16), Calmus (9-4-13), Aldridge (8-5-13), Coady (10-2-12), Kearsse (6-5-11), Morris (7-2-9), Boiman (1-5-6), Beckham (1-0-1), Kassell (0-1-1)
Team Totals: 769-390-1159

USUAL STARTING LINEUP

OFFENSE
WR Derrick Mason (85)
TE/FB Erron Kinney (88)/Greg Comella (33)
LT Brad Hopkins (72)
LG Zach Piller (69)
C Gennaro DiNapoli (64)
RG Benji Olson (75)
RT Fred Miller (71)
TE Frank Wycheck (89)
WR Kevin Dyson (87)
QB Steve McNair (9)
RB Eddie George (27)

DEFENSE
LE Kevin Carter (93)
LT John Thornton (78)
RT Henry Ford (92)
RE Carlos Hall (97)
LLB Peter Sirmon (59)
MLB Randall Godfrey (56)
RLB Keith Bulluck (53)
LCB Andre Dyson (22)
RCB Samari Rolle (21)
SS Tank Williams (25)
FS Lance Schulters (31)

SPECIALISTS
K Joe Nedney (6)
P Craig Hentrich (15)

Pro Bowl
All-Pro

GM: Floyd Reese; Head Coach: Jeff Fisher
Asst. Coaches: Mike Heimerdinger (off. coord.), Jim Schwartz (def. coord.), George Henshaw (asst. head coach/off.), Gunther Cunningham (asst. head coach defense/LB), Chuck Cecil (def. asst.), Ned James (off. asst.), Craig Johnson (QB), Alan Lowry (ST), Mike Munchak (OL), Sherman Smith (RB), Steve Walters (WR), Jim Washburn (DL), Steve Watterson (strength & rehab.), Everett Withers (DB)

AMERICAN FOOTBALL CONFERENCE STANDINGS

| AFC EAST | W | L | T | Pct |
|----------------|----|----|---|------|
| N.Y. Jets | 9 | 7 | 0 | .562 |
| New England | 9 | 7 | 0 | .562 |
| Miami | 9 | 7 | 0 | .562 |
| Buffalo | 8 | 8 | 0 | .500 |
| AFC NORTH | W | L | T | Pct |
| Pittsburgh | 10 | 5 | 1 | .656 |
| * Cleveland | 9 | 7 | 0 | .562 |
| Baltimore | 7 | 9 | 0 | .438 |
| Cincinnati | 2 | 14 | 0 | .125 |
| AFC SOUTH | W | L | T | Pct |
| Tennessee | 11 | 5 | 0 | .688 |
| * Indianapolis | 10 | 6 | 0 | .625 |
| Jacksonville | 6 | 10 | 0 | .375 |
| Houston | 4 | 12 | 0 | .250 |
| AFC WEST | W | L | T | Pct |
| Oakland | 11 | 5 | 0 | .688 |
| Denver | 9 | 7 | 0 | .562 |
| San Diego | 8 | 8 | 0 | .500 |
| Kansas City | 8 | 8 | 0 | .500 |

NATIONAL FOOTBALL CONFERENCE STANDINGS

| NFC EAST | W | L | T | Pct |
|---------------|----|----|---|------|
| Philadelphia | 12 | 4 | 0 | .750 |
| * N.Y. Giants | 10 | 6 | 0 | .625 |
| Washington | 7 | 9 | 0 | .438 |
| Dallas | 5 | 11 | 0 | .312 |
| NFC NORTH | W | L | T | Pct |
| Green Bay | 12 | 4 | 0 | .750 |
| Minnesota | 6 | 10 | 0 | .375 |
| Chicago | 4 | 12 | 0 | .250 |
| Detroit | 3 | 13 | 0 | .188 |
| NFC SOUTH | W | L | T | Pct |
| Tampa Bay | 12 | 4 | 0 | .750 |
| * Atlanta | 9 | 6 | 1 | .594 |
| New Orleans | 9 | 7 | 0 | .562 |
| Carolina | 7 | 9 | 0 | .438 |
| NFC WEST | W | L | T | Pct |
| San Francisco | 10 | 6 | 0 | .625 |
| St. Louis | 7 | 9 | 0 | .438 |
| Seattle | 7 | 9 | 0 | .438 |
| Arizona | 5 | 11 | 0 | .312 |

* Wild Card for Playoffs

2001 SEASON (7-9 REGULAR SEASON, 0-0 PLAYOFFS) • 3RD PLACE AFC CENTRAL (TIED)

| DATE | OPPONENT | SCORE | W/L | ATT |
|------------|-----------------|--------|-----|--------|
| Sep. 9 | MIAMI | 23-31 | L | 68,798 |
| Sep. 23 | at Jacksonville | 6-13 | L | 65,994 |
| Sep. 30 | BYE | | | |
| Oct. 7 | at Baltimore | 7-26 | L | 69,494 |
| Oct. 14 | TAMPA BAY | 31-28* | W | 68,798 |
| Oct. 21 | at Detroit | 27-24 | W | 76,940 |
| Oct. 29 | at Pittsburgh | 7-34 | L | 63,763 |
| Nov. 4 | JACKSONVILLE | 28-24 | W | 68,798 |
| Nov. 12 | BALTIMORE | 10-16 | L | 68,798 |
| Nov. 18 | at Cincinnati | 20-7 | W | 63,865 |
| Nov. 25 | PITTSBURGH | 24-34 | L | 68,801 |
| Dec. 2 | at Cleveland | 31-15 | W | 72,818 |
| Dec. 9 | at Minnesota | 24-42 | L | 64,271 |
| Dec.16 | GREEN BAY | 26-20 | W | 68,804 |
| Dec. 22 | at Oakland | 13-10 | W | 61,934 |
| Dec. 30 | CLEVELAND | 38-41 | L | 68,798 |
| Jan. 6 | CINCINNATI | 21-23 | L | 68,798 |
| * Overtime | | | | |

| | TITANS | OPP |
|--------------------|----------|---------|
| Total First Downs | 288 | 300 |
| Rushing | 87 | 79 |
| Passing | 179 | 192 |
| Penalty | 22 | 29 |
| 3rd Down: Made/Att | 98/233 | 74/212 |
| 3rd Down Pct. | 42.1 | 34.9 |
| 4th Down: Made/Att | 2/15 | 7/14 |
| 4th Down Pct. | 13.3 | 50.0 |
| Possession Avg. | 31:29 | 28:31 |
| Total Net Yards | 5352 | 5515 |
| Avg. Per Game | 334.5 | 344.7 |
| Total Plays | 1026 | 996 |
| Avg. Per Play | 5.2 | 5.5 |
| Net Yards Rushing | 1794 | 1431 |
| Avg. Per Game | 112.1 | 89.4 |
| Total Rushes | 468 | 405 |
| Avg. Per Play | 3.8 | 3.5 |
| Net Yards Passing | 3558 | 4084 |
| Avg. Per Game | 222.4 | 255.3 |
| Sacked/Yards Lost | 43/309 | 32/175 |
| Gross Yards | 3867 | 4259 |
| Att./Comp. | 515/307 | 559/328 |
| Completion Pct. | 59.6 | 58.7 |
| Had Intercepted | 17 | 13 |
| Punts/Average | 85/42.0 | 82/41.3 |
| Net Punting Avg. | 85/37.0 | 82/35.7 |
| Penalties/Yards | 119/1025 | 88/832 |
| Fumbles/Ball Lost | 18/11 | 21/11 |
| Touchdowns | 39 | 46 |
| Rushing | 12 | 17 |
| Passing | 23 | 27 |
| Returns | 4 | 2 |

| BY PERIODS | 1 | 2 | 3 | 4 | OT | PTS |
|------------|----|-----|----|-----|----|-----|
| Titans | 84 | 73 | 90 | 86 | 3 | 336 |
| Opponents | 61 | 127 | 74 | 126 | 0 | 388 |

| SCORING | TD | RU | PA | RT | PAT | FG | S | TP |
|-----------|----|----|----|----|-------|-------|---|-----|
| Nedney | 0 | 0 | 0 | 0 | 34/35 | 20/28 | 0 | 94 |
| Mason | 10 | 0 | 9 | 1 | | | 0 | 62 |
| K. Dyson | 7 | 0 | 7 | 0 | | | 0 | 44 |
| George | 5 | 5 | 0 | 0 | | | 0 | 30 |
| McNair | 5 | 5 | 0 | 0 | | | 0 | 30 |
| Wycheck | 4 | 0 | 4 | 0 | | | 0 | 24 |
| Green | 2 | 1 | 1 | 0 | | | 0 | 12 |
| Mitchell | 2 | 0 | 0 | 2 | | | 0 | 12 |
| Bennett | 1 | 0 | 1 | 0 | | | 0 | 8 |
| Hicks | 1 | 1 | 0 | 0 | | | 0 | 6 |
| Kinney | 1 | 0 | 1 | 0 | | | 0 | 6 |
| Myers | 1 | 0 | 0 | 1 | | | 0 | 6 |
| Fisk | 0 | 0 | 0 | 0 | | | 1 | 2 |
| Titans | 38 | 12 | 23 | 4 | 34/35 | 20/28 | 1 | 336 |
| Opponents | 46 | 17 | 27 | 2 | 44/44 | 22/29 | 0 | 388 |

2-point conversions: Mason, K. Dyson, Bennett,
Titans 3-4, Opponents 1-2

| RUSHING | No | Yds | Avg | Lg | TD |
|-----------|-----|------|-----|-----|----|
| George | 315 | 939 | 3.0 | 27 | 5 |
| McNair | 75 | 414 | 5.5 | 24 | 5 |
| Hicks | 56 | 341 | 6.1 | 51 | 1 |
| Green | 15 | 71 | 4.7 | 21 | 1 |
| O'Donnell | 6 | 28 | 4.7 | 15 | 0 |
| Wycheck | 1 | 1 | 1.0 | 1 | 0 |
| Titans | 468 | 1794 | 3.8 | 51 | 12 |
| Opponents | 405 | 1431 | 3.5 | 48t | 17 |

| PASSING | Att | Cmp | Pct | Yards | Yds/Att | TD | Int | Lg | Sk/Yds | Rating |
|-----------|-----|-----|-------|-------|---------|----|-----|-----|--------|--------|
| McNair | 431 | 264 | 61.3 | 3350 | 7.77 | 21 | 12 | 71t | 37/251 | 90.2 |
| O'Donnell | 76 | 42 | 55.3 | 496 | 6.53 | 2 | 2 | 35t | 6/58 | 73.1 |
| Volek | 3 | 0 | 0.0 | 0 | 0.00 | 0 | 0 | 0 | 0/0 | 39.6 |
| Green | 2 | 0 | 0.0 | 0 | 0.00 | 0 | 2 | 0 | 0/0 | 0.0 |
| Hentrich | 2 | 0 | 0.0 | 0 | 0.00 | 0 | 1 | 0 | 0/0 | 0 |
| Wycheck | 1 | 1 | 100.0 | 21 | 21.00 | 0 | 0 | 21 | 0/0 | 118.8 |
| Titans | 515 | 307 | 59.6 | 3867 | 7.51 | 23 | 17 | 71t | 43/309 | 84.2 |
| Opponents | 559 | 328 | 58.7 | 4259 | 7.62 | 27 | 13 | 78 | 32/175 | 89.1 |

| RECEIVING | No | Yds | Avg | Lg | TD |
|-----------|-----|------|------|-----|----|
| Mason | 73 | 1128 | 15.5 | 71t | 9 |
| Wycheck | 60 | 672 | 11.2 | 30 | 4 |
| K. Dyson | 54 | 825 | 15.3 | 68t | 7 |
| George | 37 | 279 | 7.5 | 25 | 0 |
| Kinney | 25 | 263 | 10.5 | 24 | 1 |
| Bennett | 24 | 329 | 13.7 | 50 | 1 |
| Green | 12 | 64 | 5.3 | 10 | 1 |
| Sanders | 5 | 74 | 14.8 | 22 | 0 |
| Hicks | 5 | 22 | 4.4 | 9 | 0 |
| McCareins | 3 | 88 | 29.3 | 36 | 0 |
| Meier | 3 | 31 | 10.3 | 18 | 0 |
| Natkin | 2 | 42 | 21.0 | 27 | 0 |
| Berlin | 2 | 28 | 14.0 | 19 | 0 |
| Coleman | 1 | 19 | 19.0 | 19 | 0 |
| Ours | 1 | 3 | 3.0 | 3 | 0 |
| Titans | 307 | 3867 | 12.6 | 71t | 23 |
| Opponents | 328 | 4259 | 13.0 | 78 | 27 |

| INTERCEPTIONS | No | Yds | Avg | Lg | TD |
|---------------|----|-----|------|-----|----|
| A. Dyson | 3 | 36 | 12.0 | 36 | 0 |
| Rolle | 3 | 3 | 1.0 | 3 | 0 |
| Bulluck | 2 | 21 | 10.5 | 21 | 0 |
| Robinson | 2 | 13 | 6.5 | 13 | 0 |
| Godfrey | 1 | 5 | 5.0 | 5 | 0 |
| Booker | 1 | 0 | 0.0 | 0 | 0 |
| Favors | 1 | 0 | 0.0 | 0 | 0 |
| Titans | 13 | 78 | 6.0 | 36 | 0 |
| Opponents | 17 | 163 | 9.6 | 45t | 2 |

| PUNTING | No | Yds | Avg | Net | TB | In | Lg | B |
|-----------|----|------|------|------|----|----|----|---|
| Hentrich | 85 | 3567 | 42.0 | 37.0 | 8 | 28 | 70 | 0 |
| Titans | 85 | 3567 | 42.0 | 37.0 | 8 | 28 | 70 | 0 |
| Opponents | 82 | 3388 | 41.3 | 35.7 | 9 | 25 | 58 | 1 |

| PUNT RETURNS | No | FC | Yds | Avg | Lg | TD |
|--------------|----|----|-----|------|----|----|
| Mason | 20 | 19 | 128 | 6.4 | 20 | 0 |
| J. Walker | 14 | 4 | 125 | 8.9 | 36 | 0 |
| McCareins | 2 | 0 | 29 | 14.5 | 18 | 0 |
| Titans | 36 | 23 | 282 | 7.8 | 36 | 0 |
| Opponents | 36 | 20 | 264 | 7.3 | 31 | 0 |

| KICKOFF RETURNS | No | Yds | Avg | Lg | TD |
|-----------------|----|------|------|------|----|
| Mason | 34 | 748 | 22.0 | 101t | 1 |
| Berlin | 13 | 253 | 19.5 | 32 | 0 |
| Coleman | 11 | 251 | 22.8 | 34 | 0 |
| McCareins | 4 | 70 | 17.5 | 21 | 0 |
| J. Walker | 3 | 33 | 11.0 | 19 | 0 |
| Green | 2 | 20 | 10.0 | 12 | 0 |
| Bennett | 1 | 11 | 11.0 | 11 | 0 |
| Kinney | 1 | 13 | 13.0 | 13 | 0 |
| Long | 1 | 10 | 10.0 | 10 | 0 |
| Rolle | 1 | 3 | 3.0 | 3 | 0 |
| Titans | 71 | 1413 | 19.9 | 101t | 1 |
| Opponents | 57 | 1418 | 24.9 | 81 | 0 |

| FIELD GOALS | 1-19 | 20-29 | 30-39 | 40-49 | 50+ |
|-------------|------|-------|-------|-------|-----|
| Nedney | 0/0 | 6/6 | 5/5 | 8/15 | 1/2 |
| Titans | 0/0 | 6/6 | 5/5 | 8/15 | 1/2 |
| Opponents | 0/0 | 4/4 | 15/17 | 2/7 | 1/1 |

Nedney: (51G) (47N, 22G, 43G) (46N) (44G, 45G, 47N, 49G) (38G, 4G, 30G, 46G) (48N) (51N, 46G) (48N, 27G) (41G, 37G) (49G) (29G) (37G) (44N, 24G) (22G, 21G) (31G) ()
Opponents: (37G) (35G, 37N, 39G) (26G, 25G) () (40B, 23G) (48N, 42G, 27G) (38G) (31G, 33G, 30G) () (39G, 47N, 37G) () (33G, 54G) (40N, 35G, 33N, 42N) (30G, 44G) (30G, 33G, 34G)

SACKS
Kearse 10.0, Evans 5.5, Fisk 2.5, Carter 2.0, Rolle 2.0, Smith 2.0, Favors 1.5, Morris 1.5, Bulluck 1.0, Chamberlin 1.0, Ford 1.0, Godfrey 1.0, Robinson 1.0
Titans 32.0, Opponents 43.0

TACKLES (Solo-Assists-Total)
Godfrey (79-32-111), Robinson (58-43-101) Phenix (63-24-87), Evans (53-24-77), Fisk (38-30-68), Kearse (39-25-64), Bulluck (35-29-64), Carter (39-22-61), Favors (34-27-61), A. Dyson (52-6-58), Rolle (52-4-56), Morris (34-12-46), Ford (24-20-44), Jenkins (12-3-15), Porter (26-5-31), Bishop (22-5-27), Mitchell (22-3-25), Salave'a (6-12-18), J. Walker (8-9-17), Smith (8-8-16), Chamberlin (12-3-15), Booker (6-2-8), Myers (2-2-4), Thomas (2-1-3), Green (1-0-1)
Team Totals: 751-352-1103

| USUAL STARTING LINEUP | |
|-----------------------|----------------------|
| OFFENSE | |
| WR | Derrick Mason (85) |
| TE/FB | Erron Kinney (88) |
| LT | Brad Hopkins (72) |
| LG | Zach Piller (69) |
| C | Bruce Matthews (74) |
| RG | Benji Olson (75) |
| RT | Fred Miller (71) |
| TE | Frank Wycheck (89) |
| WR | Kevin Dyson (87) |
| QB | Steve McNair (9) |
| RB | Eddie George (27) |
| DEFENSE | |
| LE | Kevin Carter (93) |
| LT | Josh Evans (91) |
| RT | Jason Fisk (97) |
| RE | Jevon Kearse (90) |
| LLB | Greg Favors (51) |
| MLB | Randall Godfrey (56) |
| RLB | Eddie Robinson (55) |
| LCB | Andre Dyson (22) |
| RCB | Samari Rolle (21) |
| SS | Aric Morris (28) |
| FS | Perry Phenix (35) |

| | |
|-------------|---------------------|
| SPECIALISTS | |
| K | Joe Nedney (6) |
| P | Craig Hentrich (15) |

Pro Bowl
All-Pro
GM: Floyd Reese; Head Coach: Jeff Fisher
Asst. Coaches: Mike Heimerdinger (off. coord.), Jim Schwartz (def. coord.), George Henshaw (asst. head coach/off.), Gunther Cunningham (asst. head coach defense/LB), Chuck Cecil (def. asst.), Craig Johnson (off. asst.), Alan Lowry (ST), Mike Munchak (OL), Sherman Smith (RB), Steve Walters (WR), Jim Washburn (DL), Steve Watterson (strength & rehab.), Everett Withers (DB)

| AMERICAN FOOTBALL CONFERENCE STANDINGS | | | | |
|--|----|----|---|------|
| AFC EAST | W | L | T | Pct |
| New England | 11 | 5 | 0 | .688 |
| * Miami | 11 | 5 | 0 | .688 |
| * N.Y. Jets | 10 | 6 | 0 | .625 |
| Indianapolis | 6 | 10 | 0 | .375 |
| Buffalo | 3 | 13 | 0 | .188 |
| AFC CENTRAL | W | L | T | Pct |
| Pittsburgh | 13 | 3 | 0 | .812 |
| * Baltimore | 10 | 6 | 0 | .625 |
| Cleveland | 7 | 9 | 0 | .438 |
| Tennessee | 7 | 9 | 0 | .438 |
| Jacksonville | 6 | 10 | 0 | .375 |
| Cincinnati | 6 | 10 | 0 | .375 |
| AFC WEST | W | L | T | Pct |
| Oakland | 10 | 6 | 0 | .625 |
| Seattle | 9 | 7 | 0 | .562 |
| Denver | 8 | 8 | 0 | .500 |
| Kansas City | 6 | 10 | 0 | .375 |
| San Diego | 5 | 11 | 0 | .312 |

| NATIONAL FOOTBALL CONFERENCE STANDINGS | | | | |
|--|----|----|---|------|
| NFC EAST | W | L | T | Pct |
| Philadelphia | 11 | 5 | 0 | .688 |
| Washington | 8 | 8 | 0 | .500 |
| N.Y. Giants | 7 | 9 | 0 | .438 |
| Arizona | 7 | 9 | 0 | .438 |
| Dallas | 5 | 11 | 0 | .312 |
| NFC CENTRAL | W | L | T | Pct |
| Chicago | 13 | 3 | 0 | .812 |
| * Green Bay | 12 | 4 | 0 | .750 |
| * Tampa Bay | 9 | 7 | 0 | .562 |
| Minnesota | 5 | 11 | 0 | .312 |
| Detroit | 2 | 14 | 0 | .125 |
| NFC WEST | W | L | T | Pct |
| St. Louis | 14 | 2 | 0 | .875 |
| * San Francisco | 12 | 4 | 0 | .750 |
| New Orleans | 7 | 9 | 0 | .438 |
| Atlanta | 7 | 9 | 0 | .438 |
| Carolina | 1 | 15 | 0 | .062 |

* Wild Card for Playoffs

2000 SEASON (13-3 REGULAR SEASON, 0-1 PLAYOFFS) • 1ST PLACE AFC CENTRAL

| DATE | OPPONENT | SCORE | W/L | ATT |
|---------|-----------------|--------|-----|--------|
| Sep. 3 | at Buffalo | 13-16 | L | 77,492 |
| Sep. 10 | KANSAS CITY | 17-14* | W | 68,203 |
| Sep. 17 | BYE | | | |
| Sep. 24 | at Pittsburgh | 23-20 | W | 51,769 |
| Oct. 1 | NY GIANTS | 28-14 | W | 68,341 |
| Oct. 8 | at Cincinnati | 23-14 | W | 63,406 |
| Oct. 16 | JACKSONVILLE | 27-13 | W | 68,498 |
| Oct. 22 | at Baltimore | 14-6 | W | 69,200 |
| Oct. 30 | at Washington | 27-21 | W | 83,472 |
| Nov. 5 | PITTSBURGH | 9-7 | W | 68,498 |
| Nov. 12 | BALTIMORE | 23-24 | L | 68,490 |
| Nov. 19 | CLEVELAND | 24-10 | W | 68,498 |
| Nov. 26 | at Jacksonville | 13-16 | L | 65,454 |
| Dec. 3 | at Philadelphia | 15-13 | W | 65,639 |
| Dec. 10 | CINCINNATI | 35-3 | W | 68,498 |
| Dec. 17 | at Cleveland | 24-0 | W | 72,318 |
| Dec. 25 | DALLAS | 31-0 | W | 68,498 |
| Jan. 7 | BALTIMORE | 10-24 | L | 68,527 |

* Overtime

| | TITANS | OPP |
|--------------------|---------|----------|
| Total First Downs | 299 | 215 |
| Rushing | 107 | 62 |
| Passing | 167 | 134 |
| Penalty | 25 | 19 |
| 3rd Down: Made/Att | 97/228 | 68/221 |
| 3rd Down Pct. | 42.5 | 30.8 |
| 4th Down: Made/Att | 4/11 | 1/12 |
| 4th Down Pct. | 36.4 | 8.3 |
| Possession Avg. | 33:48 | 26:12 |
| Total Net Yards | 5350 | 3814 |
| Avg. Per Game | 334.4 | 238.4 |
| Total Plays | 1036 | 908 |
| Avg. Per Play | 5.2 | 4.2 |
| Net Yards Rushing | 2085 | 1390 |
| Avg. Per Game | 130.3 | 86.9 |
| Total Rushes | 546 | 387 |
| Net Yards Passing | 3265 | 2424 |
| Avg. Per Game | 204.1 | 151.5 |
| Sacked/Yards Lost | 28/165 | 55/337 |
| Gross Yards | 3430 | 2761 |
| Att./Comp. | 462/286 | 466/242 |
| Completion Pct. | 61.9 | 51.9 |
| Had Intercepted | 16 | 17 |
| Punts/Average | 76/40.8 | 105/42.7 |
| Net Punting Avg. | 76/36.3 | 105/35.0 |
| Penalties/Yards | 107/870 | 97/778 |
| Fumbles/Ball Lost | 24/14 | 39/13 |
| Touchdowns | 38 | 20 |
| Rushing | 14 | 7 |
| Passing | 18 | 10 |
| Returns | 6 | 3 |

| BY PERIODS | 1 | 2 | 3 | 4 | OT | PTS |
|------------|----|-----|----|----|----|-----|
| Titans | 65 | 111 | 75 | 92 | 3 | 346 |
| Opponents | 36 | 50 | 30 | 75 | 0 | 191 |

| SCORING | TD | RU | PA | RT | PAT | FG | S | TP |
|-----------|----|----|----|----|-------|-------|---|-----|
| Del Greco | 0 | 0 | 0 | 0 | 37/38 | 27/33 | 0 | 118 |
| George | 16 | 14 | 2 | 0 | | | 0 | 96 |
| Mason | 6 | 0 | 5 | 1 | | | 0 | 36 |
| Wycheck | 4 | 0 | 4 | 0 | | | 0 | 24 |
| Neal | 2 | 0 | 2 | 0 | | | 0 | 12 |
| Thigpen | 2 | 0 | 2 | 0 | | | 0 | 12 |
| Bulluck | 1 | 0 | 0 | 1 | | | 0 | 6 |
| K.Dyson | 1 | 0 | 1 | 0 | | | 0 | 6 |
| Ford | 1 | 0 | 0 | 1 | | | 0 | 6 |
| Godfrey | 1 | 0 | 0 | 1 | | | 0 | 6 |
| Kinney | 1 | 0 | 1 | 0 | | | 0 | 6 |
| Phenix | 1 | 0 | 0 | 1 | | | 0 | 6 |
| Rolle | 1 | 0 | 0 | 1 | | | 0 | 6 |
| Thomas | 1 | 0 | 1 | 0 | | | 0 | 6 |
| Hentrich | 0 | 0 | 0 | 0 | 0/0 | 0/1 | 0 | 0 |
| Titans | 38 | 14 | 18 | 6 | 37/38 | 27/34 | 0 | 346 |
| Opponents | 20 | 7 | 10 | 3 | 20/20 | 17/22 | 0 | 191 |

2-point conversions: Titans 0-0, Opponents 0-0

| RUSHING | No | Yds | Avg | Lg | TD |
|-----------|-----|------|------|-----|----|
| George | 403 | 1509 | 3.7 | 35t | 14 |
| McNair | 71 | 404 | 5.7 | 25 | 0 |
| Thomas | 61 | 175 | 2.9 | 20 | 0 |
| Mason | 1 | 1 | 1.0 | 1 | 0 |
| Neal | 1 | -2 | -2.0 | -2 | 0 |
| O'Donnell | 9 | -2 | -2 | 4 | 0 |
| Titans | 546 | 2085 | 3.8 | 35t | 14 |
| Opponents | 387 | 1390 | 3.6 | 80t | 7 |

| PASSING | Att | Cmp | Pct | Yards | Yds/Att | TD | Int | Lg | Sk/Yds | Rating |
|-----------|-----|-----|-------|-------|---------|----|-----|-----|--------|--------|
| McNair | 396 | 248 | 62.6 | 2847 | 7.19 | 15 | 13 | 56t | 24/141 | 83.2 |
| O'Donnell | 64 | 36 | 56.3 | 530 | 8.28 | 2 | 3 | 67 | 3/23 | 74.3 |
| Wycheck | 2 | 2 | 100.0 | 53 | 26.50 | 1 | 0 | 30t | 0/0 | 158.3 |
| Titans | 462 | 286 | 61.9 | 3430 | 7.42 | 18 | 16 | 67 | 28/165 | 83.2 |
| Opponents | 466 | 242 | 51.9 | 2761 | 5.92 | 10 | 17 | 48 | 55/337 | 62.0 |

| RECEIVING | No | Yds | Avg | Lg | TD |
|-----------|-----|------|------|-----|----|
| Wycheck | 70 | 636 | 9.1 | 26 | 4 |
| Mason | 63 | 895 | 14.2 | 34 | 5 |
| George | 50 | 453 | 9.1 | 24 | 2 |
| Sanders | 33 | 536 | 16.2 | 54 | 0 |
| Kinney | 19 | 197 | 10.4 | 19 | 1 |
| Thigpen | 15 | 289 | 19.3 | 56t | 2 |
| Pickens | 10 | 242 | 24.2 | 67 | 0 |
| Neal | 9 | 31 | 3.4 | 8 | 2 |
| Thomas | 8 | 35 | 4.4 | 9t | 1 |
| Dyson | 6 | 104 | 17.3 | 30t | 1 |
| Roan | 3 | 12 | 4.0 | 6 | 0 |
| Titans | 286 | 3430 | 12.0 | 67 | 18 |
| Opponents | 242 | 2761 | 11.4 | 48 | 10 |

| INTERCEPTIONS | No | Yds | Avg | Lg | TD |
|---------------|----|-----|------|-----|----|
| Rolle | 7 | 140 | 20.0 | 81t | 1 |
| Sidney | 3 | 19 | 6.3 | 19 | 0 |
| Godfrey | 2 | 25 | 12.5 | 24t | 1 |
| D. Walker | 2 | 4 | 2.0 | 4 | 0 |
| Phenix | 1 | 87 | 87.0 | 87t | 1 |
| Bulluck | 1 | 8 | 8.0 | 8t | 1 |
| Booker | 1 | 2 | 2.0 | 2 | 0 |
| Titans | 17 | 285 | 16.8 | 87t | 4 |
| Opponents | 16 | 236 | 14.8 | 42t | 3 |

| PUNTING | No | Yds | Avg | Net | TB | In | Lg | B |
|-----------|-----|------|------|------|----|----|----|---|
| Hentrich | 76 | 3101 | 40.8 | 36.3 | 9 | 33 | 67 | 0 |
| Titans | 76 | 3101 | 40.8 | 36.3 | 9 | 33 | 67 | 0 |
| Opponents | 105 | 4484 | 42.7 | 35.0 | 7 | 30 | 64 | 0 |

| PUNT RETURNS | No | FC | Yds | Avg | Lg | TD |
|--------------|----|----|-----|------|-----|----|
| Mason | 51 | 17 | 662 | 13.0 | 69t | 1 |
| Thigpen | 1 | 1 | 9 | 9.0 | 9 | 0 |
| D.Walker | 1 | 0 | 0 | 0.0 | 0 | 0 |
| Titans | 53 | 18 | 671 | 12.7 | 69t | 1 |
| Opponents | 28 | 21 | 160 | 5.7 | 20 | 0 |

| KICKOFF RETURNS | No | Yds | Avg | Lg | TD |
|-----------------|----|------|------|----|----|
| Mason | 42 | 1132 | 27.0 | 66 | 0 |
| Coleman | 2 | 54 | 27.0 | 27 | 0 |
| Leach | 1 | 10 | 10.0 | 10 | 0 |
| Neal | 1 | 15 | 15.0 | 15 | 0 |
| Thornton | 1 | 16 | 16.0 | 16 | 0 |
| Titans | 47 | 1227 | 26.1 | 66 | 0 |
| Opponents | 76 | 1587 | 20.9 | 38 | 0 |

| FIELD GOALS | 1-19 | 20-29 | 30-39 | 40-49 | 50+ |
|-------------|------|-------|-------|-------|-----|
| Del Greco | 0/0 | 13/15 | 7/8 | 6/9 | 1/1 |
| Hentrich | 0/0 | 0/0 | 0/0 | 0/0 | 0/1 |
| Titans | 0/0 | 13/15 | 7/8 | 6/9 | 1/2 |
| Opponents | 0/0 | 5/5 | 6/8 | 6/7 | 0/2 |

Del Greco:(38G, 27G) (36G) (24G, 40G, 40G) (46N) (22G, 41G, 33N, 34G) (26G, 44N, 28G) () (46G, 21G) (21G, 24N, 31G, 29G) (23G, 43N) (22G) (30G, 38G, 28N) (26G, 42G, 22G, 44G, 50G) () (33G) (21G)
Hentrich: (60N) () () () () () () () () () () () () ()
Opponents: (51N, 42G, 41G, 33G) (36N) (32G, 32G, 50N) () (35B, 46N) (23G, 45G) (21G, 38G) () () (45G) (38G) (27G, 20G, 38G) (23G, 40G) (45G) () ()
SACKS
Kearse 11.5, Holmes 8.0, Favors 5.5, Robinson 4.0, Salave'a 4.0, Thornton 4.0, Embray 3.5, Godfrey 3.0, Bishop 2.5, Smith 2.5, Fisk 2.0, Ford 2.0, Rolle 1.5, Killens 1.0
Titans 55.0, Opponents 28.0

TACKLES (Solo-Assists-Total)
Godfrey (97-72-169), Bishop (76-29-105), Robertson (62-30-92), Robinson (59-32-91), Kearse (53-31-84), Fisk (41-35-76), Holmes (44-29-73), Favors (37-24-61), Thornton (27-28-55), Ford (28-19-47), Salave'a (22-21-43), Walker (40-3-43), Rolle (27-15-42), Phenix (20-5-25), Sidney (15-6-21), Bulluck (13-8-21), Booker (11-9-20), Embray (7-9-16), Myers (8-3-11), McCullough (6-2-8), Smith (4-2-6), Chamberlin (0-2-2), Killens (2-0-2), Morris (0-1-1)
Team Totals: 693-416-1109

USUAL STARTING LINEUP

OFFENSE
WR Derrick Mason (85)
LT Brad Hopkins (72)
LG Bruce Matthews (74)
C Kevin Long (60)
RG Benji Olson (75)
RT Fred Miller (71)
TE Frank Wycheck (89)
WR Chris Sanders (81)
QB Steve McNair (9)
RB Eddie George (27)
FB Lorenzo Neal (41)

DEFENSE
LE Jevon Kearse (90)
LT John Thornton (78)
RT Jason Fisk (97)
RE Kenny Holmes (99)
LLB Greg Favors (51)
MLB Randall Godfrey (56)
RLB Eddie Robinson (55)
LCB Denard Walker (25)
RCB Samari Rolle (21)
SS Blaine Bishop (23)
FS Marcus Robertson (31)

SPECIALISTS
K Al Del Greco (3)
P Craig Hentrich (15)

Pro Bowl
All-Pro

GM: Floyd Reese; **Head Coach:** Jeff Fisher
Asst. Coaches: Mike Heimerdinger (off. coord.), Gregg Williams (def. coord.), George Henshaw (asst. head coach/off.), Jerry Gray (DB), Craig Johnson (off. asst.), Alan Lowry (ST), Mike Munchak (OL), Jim Schwartz (LB), Sherman Smith (RB), Ronnie Vinkler (def. asst.), Steve Walters (WR), Jim Washburn (DL), Steve Watterson (strength & rehab.)

AMERICAN FOOTBALL CONFERENCE STANDINGS

| AFC EAST | W | L | T | Pct |
|----------------|----|----|---|------|
| Miami | 11 | 5 | 0 | .688 |
| * Indianapolis | 10 | 6 | 0 | .625 |
| N.Y. Jets | 9 | 7 | 0 | .563 |
| Buffalo | 8 | 8 | 0 | .500 |
| New England | 5 | 11 | 0 | .313 |
| AFC CENTRAL | W | L | T | Pct |
| Tennessee | 13 | 3 | 0 | .813 |
| * Baltimore | 12 | 4 | 0 | .750 |
| Pittsburgh | 9 | 7 | 0 | .563 |
| Jacksonville | 7 | 9 | 0 | .438 |
| Cincinnati | 4 | 12 | 0 | .250 |
| Cleveland | 3 | 13 | 0 | .188 |
| AFC WEST | W | L | T | Pct |
| Oakland | 12 | 4 | 0 | .750 |
| * Denver | 11 | 5 | 0 | .688 |
| Kansas City | 7 | 9 | 0 | .438 |
| Seattle | 6 | 10 | 0 | .375 |
| San Diego | 1 | 15 | 0 | .063 |

NATIONAL FOOTBALL CONFERENCE STANDINGS

| NFC EAST | W | L | T | Pct |
|----------------|----|----|---|------|
| N.Y. Giants | 12 | 4 | 0 | .750 |
| * Philadelphia | 11 | 5 | 0 | .688 |
| Washington | 8 | 8 | 0 | .500 |
| Dallas | 5 | 11 | 0 | .313 |
| Arizona | 3 | 13 | 0 | .188 |
| NFC CENTRAL | W | L | T | Pct |
| Minnesota | 11 | 5 | 0 | .688 |
| * Tampa Bay | 10 | 6 | 0 | .625 |
| Green Bay | 9 | 7 | 0 | .563 |
| Detroit | 9 | 7 | 0 | .563 |
| Chicago | 5 | 11 | 0 | .313 |
| NFC WEST | W | L | T | Pct |
| New Orleans | 10 | 6 | 0 | .625 |
| * St. Louis | 10 | 6 | 0 | .625 |
| Carolina | 7 | 9 | 0 | .438 |
| San Francisco | 6 | 10 | 0 | .375 |
| Atlanta | 4 | 12 | 0 | .250 |

* Wild Card for Playoffs

1999 SEASON (13-3 REGULAR SEASON, 3-1 PLAYOFFS) • 2ND PLACE AFC CENTRAL

| DATE | OPPONENT | SCORE | W/L | ATT |
|---------|------------------|-------|-----|--------|
| Sep. 12 | CINCINNATI | 36-35 | W | 65,272 |
| Sep. 19 | CLEVELAND | 26-9 | W | 65,904 |
| Sep. 26 | at Jacksonville | 20-19 | W | 61,502 |
| Oct. 3 | at San Francisco | 22-24 | L | 67,447 |
| Oct. 10 | BALTIMORE | 14-11 | W | 65,486 |
| Oct. 17 | at New Orleans | 24-21 | W | 51,875 |
| Oct. 24 | BYE | | | |
| Oct. 31 | ST. LOUIS | 24-21 | W | 66,415 |
| Nov. 7 | at Miami | 0-17 | L | 74,109 |
| Nov. 14 | at Cincinnati | 24-14 | W | 46,017 |
| Nov. 21 | PITTSBURGH | 16-10 | W | 66,619 |
| Nov. 28 | at Cleveland | 33-21 | W | 72,008 |
| Dec. 5 | at Baltimore | 14-41 | L | 67,854 |
| Dec. 9 | OAKLAND | 21-14 | W | 66,357 |
| Dec. 19 | ATLANTA | 30-17 | W | 66,196 |
| Dec. 26 | JACKSONVILLE | 41-14 | W | 66,641 |
| Jan. 2 | at Pittsburgh | 47-36 | W | 48,025 |
| Jan. 8 | BUFFALO | 22-16 | W | 66,782 |
| Jan. 16 | at Indianapolis | 19-16 | W | 57,097 |
| Jan. 23 | at Jacksonville | 33-14 | W | 75,206 |
| Jan. 30 | ST. LOUIS | 16-23 | L | 72,625 |

* Overtime

| | TITANS | OPP |
|--------------------|----------|----------|
| Total First Downs | 294 | 300 |
| Rushing | 109 | 81 |
| Passing | 167 | 193 |
| Penalty | 18 | 26 |
| 3rd Down: Made/Att | 83/217 | 70/200 |
| 3rd Down Pct. | 38.2 | 35.0 |
| 4th Down: Made/Att | 7/12 | 4/14 |
| 4th Down Pct. | 58.3 | 28.6 |
| Possession Avg. | 31:30 | 28:30 |
| Total Net Yards | 5296 | 5245 |
| Avg. Per Game | 331.0 | 327.8 |
| Total Plays | 1011 | 994 |
| Avg. Per Play | 5.2 | 5.3 |
| Net Yards Rushing | 1811 | 1550 |
| Avg. Per Game | 113.2 | 96.9 |
| Total Rushes | 459 | 383 |
| Net Yards Passing | 3485 | 3695 |
| Avg. Per Game | 217.8 | 230.9 |
| Sacked/Yards Lost | 25/137 | 54/305 |
| Gross Yards | 3622 | 4000 |
| Att./Comp. | 527/304 | 557/312 |
| Completion Pct. | 57.7 | 56.0 |
| Had Intercepted | 13 | 16 |
| Punts/Average | 90/42.5 | 80/42.9 |
| Net Punting Avg. | 90/38.1 | 80/37.2 |
| Penalties/Yards | 114/1069 | 128/1010 |
| Fumbles/Ball Lost | 17/9 | 39/24 |
| Touchdowns | 46 | 39 |
| Rushing | 19 | 8 |
| Passing | 23 | 26 |
| Returns | 4 | 5 |

| BY PERIODS | 1 | 2 | 3 | 4 | OT | PTS |
|------------|-----|----|-----|----|----|-----|
| Titans | 113 | 97 | 85 | 97 | 0 | 392 |
| Opponents | 44 | 93 | 103 | 84 | 0 | 324 |

| SCORING | TD | RU | PA | RT | PAT | FG | S | TP |
|-----------|----|----|----|----|-------|-------|---|-----|
| Del Greco | 0 | 0 | 0 | 0 | 43/43 | 21/25 | 0 | 106 |
| E. George | 13 | 9 | 4 | 0 | | | 0 | 78 |
| McNair | 8 | 8 | 0 | 0 | | | 0 | 48 |
| Dyson | 4 | 0 | 4 | 0 | | | 0 | 24 |
| Thigpen | 4 | 0 | 4 | 0 | | | 0 | 24 |
| Neal | 3 | 1 | 2 | 0 | | | 0 | 18 |
| Roan | 3 | 0 | 3 | 0 | | | 0 | 18 |
| Byrd | 2 | 0 | 2 | 0 | | | 0 | 12 |
| Wycheck | 2 | 0 | 2 | 0 | | | 0 | 12 |
| Harris | 1 | 0 | 1 | 0 | | | 0 | 8 |
| Kearse | 1 | 0 | 0 | 1 | | | 0 | 6 |
| Mason | 1 | 0 | 0 | 1 | | | 0 | 6 |
| Mitchell | 1 | 0 | 0 | 1 | | | 0 | 6 |
| Sanders | 1 | 0 | 1 | 0 | | | 0 | 6 |
| Thomas | 1 | 1 | 0 | 0 | | | 0 | 6 |
| Walker | 1 | 0 | 0 | 1 | | | 0 | 6 |
| Thornton | 0 | 0 | 0 | 0 | | | 1 | 2 |
| Titans | 46 | 19 | 23 | 4 | 43/43 | 21/25 | 4 | 392 |
| Opponents | 39 | 8 | 26 | 5 | 33/33 | 15/22 | 2 | 324 |

2-point conversions: Harris, Titans 1-3, Opponents 4-6

| RUSHING | No | Yds | Avg | Lg | TD |
|-----------|-----|------|-----|----|----|
| E. George | 320 | 1304 | 4.1 | 40 | 9 |
| McNair | 72 | 337 | 4.7 | 38 | 8 |
| Thomas | 43 | 164 | 3.8 | 22 | 1 |
| Dyson | 1 | 3 | 3.0 | 3 | 0 |
| Hentrich | 2 | 1 | 0.5 | 1 | 0 |

| PASSING | Att | Cmp | Pct | Yards | Yds/Att | TD | Int | Lg | Sk/Yds | Rating |
|-----------|-----|-----|-------|-------|---------|----|-----|-----|--------|--------|
| McNair | 331 | 187 | 56.5 | 2179 | 6.58 | 12 | 8 | 65t | 16/74 | 78.6 |
| O'Donnell | 195 | 116 | 59.5 | 1382 | 7.09 | 10 | 5 | 54t | 9/63 | 87.6 |
| Wycheck | 1 | 1 | 100.0 | 61 | 61.00 | 1 | 0 | 61t | 0/0 | 158.3 |
| Titans | 527 | 304 | 57.7 | 3622 | 6.87 | 23 | 13 | 65t | 25/137 | 83.1 |
| Opponents | 557 | 312 | 56.0 | 4000 | 7.18 | 26 | 16 | 78t | 54/305 | 82.3 |

| | | | | | |
|-----------|-----|------|-----|----|----|
| Neal | 2 | 1 | 0.5 | 1t | 1 |
| O'Donnell | 19 | 1 | 0.1 | 4 | 0 |
| Titans | 459 | 1811 | 3.9 | 40 | 19 |
| Opponents | 383 | 1550 | 4.0 | 72 | 8 |

| RECEIVING | No | Yds | Avg | Lg | TD |
|-----------|-----|------|------|-----|----|
| Wycheck | 69 | 641 | 9.3 | 35 | 2 |
| Dyson | 54 | 658 | 12.2 | 47t | 4 |
| E. George | 47 | 458 | 9.7 | 54t | 4 |
| Thigpen | 38 | 648 | 17.1 | 35 | 4 |
| Harris | 26 | 297 | 11.4 | 62t | 1 |
| Sanders | 20 | 336 | 16.8 | 48t | 1 |
| Byrd | 14 | 261 | 18.6 | 65t | 2 |
| Roan | 9 | 93 | 10.3 | 24t | 3 |
| Thomas | 9 | 72 | 8.0 | 26 | 0 |
| Mason | 8 | 89 | 11.1 | 31 | 0 |
| Neal | 7 | 27 | 3.9 | 8 | 2 |
| Kent | 3 | 42 | 14.0 | 25 | 0 |
| Titans | 304 | 3622 | 11.9 | 65t | 23 |
| Opponents | 312 | 4000 | 12.8 | 78t | 26 |

| INTERCEPTIONS | No | Yds | Avg | Lg | TD |
|---------------|----|-----|------|-----|----|
| Rolle | 4 | 65 | 16.3 | 30 | 0 |
| Sidney | 3 | 12 | 4.0 | 7 | 0 |
| Holmes | 2 | 17 | 8.5 | 19 | 0 |
| Dorsett | 1 | 43 | 43.0 | 43 | 0 |
| Mitchell | 1 | 42 | 42.0 | 42t | 1 |
| Bowden | 1 | 29 | 29.0 | 29 | 0 |
| Walker | 1 | 27 | 27.0 | 27 | 0 |
| Fisk | 1 | 17 | 17.0 | 17 | 0 |
| Robertson | 1 | 3 | 3.0 | 3 | 0 |
| Jackson | 1 | 2 | 2.0 | 2 | 0 |
| Titans | 16 | 257 | 16.1 | 43 | 1 |
| Opponents | 13 | 227 | 17.5 | 47t | 2 |

| PUNTING | No | Yds | Avg | Net | TB | In | Lg | B |
|-----------|----|------|------|------|----|----|----|---|
| Hentrich | 90 | 3824 | 42.5 | 38.1 | 3 | 35 | 78 | 0 |
| Titans | 90 | 3824 | 42.5 | 38.1 | 3 | 35 | 78 | 0 |
| Opponents | 80 | 3435 | 42.9 | 37.2 | 5 | 25 | 72 | 2 |

| PUNT RETURNS | No | FC | Yds | Avg | Lg | TD |
|--------------|----|----|-----|------|-----|----|
| Mason | 26 | 15 | 225 | 8.7 | 65t | 1 |
| Preston TM | 8 | 2 | 59 | 7.4 | 12 | 0 |
| Byrd | 2 | 0 | 8 | 4.0 | 8 | 0 |
| S. George | 1 | 0 | 18 | 18.0 | 18 | 0 |
| Rolle | 1 | 0 | 23 | 23.0 | 23 | 0 |
| Sidney | 1 | 0 | 4 | 4.0 | 4 | 0 |
| Thigpen | 1 | 0 | 21 | 21.0 | 21 | 0 |
| Titans | 40 | 17 | 358 | 9.0 | 65t | 1 |
| Opponents | 45 | 22 | 335 | 7.4 | 32 | 0 |

| KICKOFF RETURNS | No | Yds | Avg | Lg | TD |
|-----------------|----|------|------|-----|----|
| Mason | 41 | 805 | 19.6 | 41 | 0 |
| Preston TM | 5 | 119 | 23.8 | 29 | 0 |
| S. George | 4 | 63 | 15.8 | 22 | 0 |
| Byrd | 2 | 16 | 8.0 | 9 | 0 |
| Kent | 2 | 24 | 12.0 | 13 | 0 |
| Neal | 2 | 15 | 7.5 | 14 | 0 |
| Titans | 56 | 1042 | 18.6 | 41 | 0 |
| Opponents | 76 | 1596 | 21.0 | 99t | 2 |

| FIELD GOALS | 1-19 | 20-29 | 30-39 | 40-49 | 50+ |
|-------------|------|-------|-------|-------|-----|
| Del Greco | 1/1 | 8/8 | 7/9 | 4/6 | 1/1 |
| Titans | 1/1 | 8/8 | 7/9 | 4/6 | 1/1 |
| Opponents | 0/0 | 4/4 | 4/7 | 6/9 | 1/2 |

Del Greco: (50G, 33G) (35G, 44N) (44G, 48G) (21G, 22G, 28G) (1 (42N, 19G) (27G) (33N) (26G) (1 (27G, 31G, 37N) (39G, 33G) (1 (38G, 27G, 43N) (30G, 20G) (42G) Opponents: (33G, 38G) (41G) (42G) (39G) (44G, 46G, 50G) (24G, 42G) (54N, 38N) (43N, 46G) (32N) (44N, 24G) (1 (21G, 27G) (32N, 45N) (32G) (1 (1

SACKS Kearse 14.5, Robinson 6.0, Ford 5.5, Thornton 4.5, Fisk 4.0, Holmes 4.0, Bowden 3.5, Evans 3.5, Rolle 3.0, Bishop 2.5, Jones 1.0, Frederick 0.5, Jackson 0.5, Robertson 0.5, Wortham 0.5 Titans 54.0, Opponents 25.0

TACKLES (Solo-Assists-Total) Bishop (80-33-113), Robinson (84-49-113), Robertson (64-28-92), Kearse (59-26-85), Bowden (54-27-81), Wortham (50-31-81), Fisk (41-39-80), Rolle (57-13-70), Walker (47-9-56), Evans (26-28-54), Ford (26-15-41), Phenix (32-7-39), Sidney (34-5-39), Holmes (20-18-38), Thornton (23-10-33), Killens (13-12-25), Jackson (18-4-22), Colman (12-9-21), Jones (12-7-19), Dorsett (10-1-11), Frederick (2-8-10), Salave'a (4-6-10), Mitchell (6-1-7), McCullough (3-0-3) Team Totals: 760-383-1143

USUAL STARTING LINEUP

OFFENSE WR Kevin Dyson (87) LT Brad Hopkins (72) LG Bruce Matthews (74) C Kevin Long (60) RG Benji Olson (75) RT Jon Runyan (69) TE Frank Wycheck (89) WR Yancey Thigpen (82) QB Steve McNair (9) RB Eddie George (27) FB Lorenzo Neal (41)

DEFENSE LE Jevon Kearse (90) LT Josh Evans (91) RT Jason Fisk (97) RE Kenny Holmes (99) LLB Eddie Robinson (55) MLB Barron Wortham (52) RLB Joe Bowden (58) LCB Denard Walker (25) RCB Samari Rolle (21) SS Blaine Bishop (23) FS Marcus Robertson (31)

SPECIALISTS K Al Del Greco (3) P Craig Hentrich (15)

Pro Bowl All-Pro

GM: Floyd Reese; Head Coach: Jeff Fisher Asst. Coaches: George Henshaw (asst. head coach/ run game), Les Steckel (off. coord.), Gregg Williams (def. coord.), Bart Andrus (QB), O'Neill Gilbert (LB), Jerry Gray (DB), Alan Lowry (ST), Mike Munchak (OL), Jim Schwartz (def. asst.), Sherman Smith (RB), Steve Walters (WR), Jim Washburn (DL), Steve Watterson (strength & rehab.)

AMERICAN FOOTBALL CONFERENCE STANDINGS

| AFC EAST | W | L | T | Pct |
|--------------|----|----|---|------|
| Indianapolis | 13 | 3 | 0 | .813 |
| * Buffalo | 11 | 5 | 0 | .688 |
| * Miami | 9 | 7 | 0 | .563 |
| N.Y. Jets | 8 | 8 | 0 | .500 |
| New England | 8 | 8 | 0 | .500 |
| AFC CENTRAL | W | L | T | Pct |
| Jacksonville | 14 | 2 | 0 | .875 |
| * Tennessee | 13 | 3 | 0 | .813 |
| Baltimore | 8 | 8 | 0 | .500 |
| Pittsburgh | 6 | 10 | 0 | .375 |
| Cincinnati | 4 | 12 | 0 | .250 |
| Cleveland | 2 | 14 | 0 | .125 |
| AFC WEST | W | L | T | Pct |
| Seattle | 9 | 7 | 0 | .563 |
| Kansas City | 9 | 7 | 0 | .563 |
| Oakland | 8 | 8 | 0 | .500 |
| San Diego | 8 | 8 | 0 | .500 |
| Denver | 6 | 10 | 0 | .375 |

NATIONAL FOOTBALL CONFERENCE STANDINGS

| NFC EAST | W | L | T | Pct |
|---------------|----|----|---|------|
| Washington | 10 | 6 | 0 | .625 |
| * Dallas | 8 | 8 | 0 | .500 |
| N.Y. Giants | 7 | 9 | 0 | .438 |
| Arizona | 6 | 10 | 0 | .375 |
| Philadelphia | 5 | 11 | 0 | .313 |
| NFC CENTRAL | W | L | T | Pct |
| Tampa Bay | 11 | 5 | 0 | .688 |
| * Minnesota | 10 | 6 | 0 | .625 |
| * Detroit | 8 | 8 | 0 | .500 |
| Green Bay | 8 | 8 | 0 | .500 |
| Chicago | 6 | 10 | 0 | .375 |
| NFC WEST | W | L | T | Pct |
| St. Louis | 13 | 3 | 0 | .813 |
| Carolina | 8 | 8 | 0 | .500 |
| Atlanta | 5 | 11 | 0 | .313 |
| San Francisco | 4 | 12 | 0 | .250 |
| New Orleans | 3 | 13 | 0 | .188 |

* Wild Card for Playoffs

ALL-TIME RESULTS

| 1998 (8-8) | | | | |
|------------|-----------------|-------|-----|--------|
| DATE | OPPONENT | SCORE | W/L | ATT |
| Sep. 6 | at Cincinnati | 23-14 | W | 55,848 |
| Sep. 13 | SAN DIEGO | 7-13 | L | 41,089 |
| Sep. 20 | at New England | 16-27 | L | 59,973 |
| Sep. 27 | JACKSONVILLE | 22-27 | L | 34,656 |
| Oct. 4 | BYE | | | |
| Oct. 11 | at Baltimore | 12-8 | W | 68,561 |
| Oct. 18 | CINCINNATI | 44-14 | W | 33,288 |
| Oct. 25 | CHICAGO | 20-23 | L | 40,089 |
| Nov. 1 | at Pittsburgh | 41-31 | W | 58,222 |
| Nov. 8 | at Tampa Bay | 31-22 | W | 65,054 |
| Nov. 15 | PITTSBURGH | 23-14 | W | 41,104 |
| Nov. 22 | NY JETS | 3-24 | L | 37,084 |
| Nov. 29 | at Seattle | 18-20 | L | 59,048 |
| Dec. 6 | BALTIMORE | 16-14 | W | 31,124 |
| Dec. 13 | at Jacksonville | 16-13 | W | 65,657 |
| Dec. 20 | at Green Bay | 22-30 | L | 59,888 |
| Dec. 26 | MINNESOTA | 16-26 | L | 41,121 |

| 1997 (8-8) | | | | |
|------------|-----------------|--------|-----|--------|
| DATE | OPPONENT | SCORE | W/L | ATT |
| Aug. 31 | OAKLAND | 24-21* | W | 30,171 |
| Sep. 7 | at Miami | 13-16* | L | 64,439 |
| Sep. 14 | BYE | | | |
| Sep. 21 | BALTIMORE | 10-36 | L | 17,737 |
| Sep. 28 | at Pittsburgh | 24-37 | L | 57,507 |
| Oct. 5 | at Seattle | 13-16 | L | 49,897 |
| Oct. 12 | CINCINNATI | 30-7 | W | 17,071 |
| Oct. 19 | WASHINGTON | 28-14 | W | 31,042 |
| Oct. 26 | at Arizona | 41-14 | W | 44,030 |
| Nov. 2 | JACKSONVILLE | 24-30 | L | 27,208 |
| Nov. 9 | NY GIANTS | 10-6 | W | 26,744 |
| Nov. 16 | at Jacksonville | 9-17 | L | 70,070 |
| Nov. 23 | BUFFALO | 31-14 | W | 23,571 |
| Nov. 27 | at Dallas | 27-14 | W | 63,421 |
| Dec. 4 | at Cincinnati | 14-41 | L | 49,086 |
| Dec. 14 | at Baltimore | 19-21 | L | 60,558 |
| Dec. 21 | PITTSBURGH | 16-6 | W | 50,677 |

* Overtime

| 1996 (8-8) | | | | |
|------------|-----------------|--------|-----|--------|
| DATE | OPPONENT | SCORE | W/L | ATT |
| Sep. 1 | KANSAS CITY | 19-20 | L | 27,725 |
| Sep. 8 | at Jacksonville | 34-27 | W | 66,468 |
| Sep. 15 | BALTIMORE | 29-13 | W | 20,082 |
| Sep. 22 | BYE | | | |
| Sep. 29 | at Pittsburgh | 16-30 | L | 58,608 |
| Oct. 6 | at Cincinnati | 30-27* | W | 44,680 |
| Oct. 13 | at Atlanta | 23-13 | W | 35,401 |
| Oct. 20 | PITTSBURGH | 23-13 | W | 50,337 |
| Oct. 27 | SAN FRANCISCO | 9-10 | L | 53,664 |
| Nov. 3 | at Seattle | 16-23 | L | 36,320 |
| Nov. 10 | at New Orleans | 31-14 | W | 34,121 |
| Nov. 17 | MIAMI | 20-23 | L | 47,358 |
| Nov. 24 | CAROLINA | 6-31 | L | 20,107 |
| Dec. 1 | at NY Jets | 35-10 | W | 21,731 |
| Dec. 8 | JACKSONVILLE | 17-23 | L | 20,196 |
| Dec. 15 | CINCINNATI | 13-21 | L | 15,131 |
| Dec. 22 | at Baltimore | 24-21 | W | 52,704 |

* Overtime

| 1995 (7-9) | | | | |
|------------|-----------------|--------|-----|--------|
| DATE | OPPONENT | SCORE | W/L | ATT |
| Sep. 3 | at Jacksonville | 10-3 | W | 72,363 |
| Sep. 10 | PITTSBURGH | 17-34 | L | 44,122 |
| Sep. 17 | CLEVELAND | 7-14 | L | 36,077 |
| Sep. 24 | at Cincinnati | 38-28 | W | 46,332 |
| Oct. 1 | JACKSONVILLE | 16-17 | L | 36,346 |
| Oct. 8 | at Minnesota | 17-23* | L | 56,430 |
| Oct. 15 | BYE | | | |
| Oct. 22 | at Chicago | 32-35 | L | 63,545 |
| Oct. 29 | TAMPA BAY | 19-7 | W | 31,489 |
| Nov. 5 | at Cleveland | 37-10 | W | 57,881 |
| Nov. 12 | CINCINNATI | 25-32 | L | 32,998 |
| Nov. 19 | at Kansas City | 13-20 | L | 77,576 |
| Nov. 26 | DENVER | 42-33 | W | 36,113 |
| Dec. 3 | at Pittsburgh | 7-21 | L | 56,013 |
| Dec. 10 | DETROIT | 17-24 | L | 35,842 |
| Dec. 17 | NY JETS | 23-6 | W | 35,873 |
| Dec. 24 | at Buffalo | 28-17 | W | 45,253 |

* Overtime

| 1994 (2-14) | | | | |
|-------------|-----------------|-------|-----|--------|
| DATE | OPPONENT | SCORE | W/L | ATT |
| Sep. 4 | at Indianapolis | 21-45 | L | 47,372 |
| Sep. 11 | at Dallas | 17-20 | L | 64,402 |
| Sep. 18 | BUFFALO | 7-15 | L | 55,424 |
| Sep. 25 | CINCINNATI | 20-13 | W | 44,253 |
| Oct. 3 | at Pittsburgh | 14-30 | L | 57,274 |
| Oct. 9 | BYE | | | |
| Oct. 13 | CLEVELAND | 8-11 | L | 50-364 |
| Oct. 24 | at Philadelphia | 6-21 | L | 65,233 |
| Oct. 30 | at L.A. Raiders | 14-17 | L | 40,473 |
| Nov. 6 | PITTSBURGH | 9-12* | L | 47,822 |
| Nov. 13 | at Cincinnati | 31-34 | L | 54,908 |
| Nov. 21 | NY GIANTS | 10-13 | L | 53,201 |
| Nov. 27 | at Cleveland | 10-34 | L | 65,088 |
| Dec. 4 | ARIZONA | 12-30 | L | 39,821 |
| Dec. 11 | SEATTLE | 14-16 | L | 31,453 |
| Dec. 18 | at Kansas City | 9-31 | L | 79,319 |
| Dec. 24 | NY JETS | 24-10 | W | 31,176 |

* Overtime

| 1993 (12-4, AFC CENTRAL CHAMPIONS) | | | | |
|------------------------------------|------------------|-------|-----|--------|
| DATE | OPPONENT | SCORE | W/L | ATT |
| Sep. 5 | at New Orleans | 21-33 | L | 69,029 |
| Sep. 12 | KANSAS CITY | 30-0 | W | 59,780 |
| Sep. 19 | at San Diego | 17-18 | L | 58,519 |
| Sep. 26 | L.A. RAMS | 13-28 | L | 53,072 |
| Oct. 3 | BYE | | | |
| Oct. 11 | at Buffalo | 7-35 | L | 79,613 |
| Oct. 17 | at New England | 28-14 | W | 51,037 |
| Oct. 24 | CINCINNATI | 28-12 | W | 50,039 |
| Oct. 31 | BYE | | | |
| Nov. 7 | SEATTLE | 24-14 | W | 50,447 |
| Nov. 14 | at Cincinnati | 38-3 | W | 42,347 |
| Nov. 21 | at Cleveland | 27-20 | W | 71,668 |
| Nov. 28 | PITTSBURGH | 23-3 | W | 61,238 |
| Dec. 5 | ATLANTA | 33-17 | W | 58,186 |
| Dec. 12 | CLEVELAND | 19-17 | W | 58,720 |
| Dec. 19 | at Pittsburgh | 26-17 | W | 57,592 |
| Dec. 25 | at San Francisco | 10-7 | W | 61,744 |
| Jan. 2 | NY JETS | 24-0 | W | 61,040 |
| Jan. 16 | KANSAS CITY | 20-28 | L | 64,011 |

| 1992 (10-6, AFC WILD CARD) | | | | |
|----------------------------|-----------------|--------|-----|--------|
| DATE | OPPONENT | SCORE | W/L | ATT |
| Sep. 6 | PITTSBURGH | 24-29 | L | 63,713 |
| Sep. 13 | at Indianapolis | 20-10 | W | 44,851 |
| Sep. 20 | KANSAS CITY | 23-20* | W | 60,955 |
| Sep. 27 | SAN DIEGO | 27-0 | W | 57,491 |
| Oct. 4 | BYE | | | |
| Oct. 11 | at Cincinnati | 38-24 | W | 54,254 |
| Oct. 18 | at Denver | 21-27 | L | 74,827 |
| Oct. 25 | CINCINNATI | 26-10 | W | 58,701 |
| Nov. 1 | at Pittsburgh | 20-21 | L | 58,074 |
| Nov. 8 | CLEVELAND | 14-24 | L | 57,348 |
| Nov. 15 | at Minnesota | 17-13 | W | 56,726 |
| Nov. 22 | at Miami | 16-19 | L | 63,597 |
| Nov. 26 | at Detroit | 24-21 | W | 73,711 |
| Dec. 7 | CHICAGO | 24-7 | W | 62,193 |
| Dec. 13 | GREEN BAY | 14-16 | L | 57,285 |
| Dec. 20 | at Cleveland | 17-14 | W | 59,898 |
| Dec. 27 | BUFFALO | 27-3 | W | 61,742 |
| Jan. 3 | at Buffalo | 38-41* | L | 75,141 |

* Overtime

| 1991 (11-5, AFC CENTRAL CHAMPIONS) | | | | |
|------------------------------------|----------------|--------|-----|--------|
| DATE | OPPONENT | SCORE | W/L | ATT |
| Sep. 1 | L.A. RAIDERS | 47-17 | W | 61,367 |
| Sep. 8 | at Cincinnati | 30-7 | W | 56,463 |
| Sep. 16 | KANSAS CITY | 17-7 | W | 61,058 |
| Sep. 22 | at New England | 20-24 | L | 30,702 |
| Sep. 29 | BYE | | | |
| Oct. 6 | DENVER | 42-14 | W | 59,145 |
| Oct. 13 | at NY Jets | 23-20 | W | 70,758 |
| Oct. 20 | at Miami | 17-13 | W | 60,705 |
| Oct. 27 | CINCINNATI | 25-3 | W | 58,634 |
| Nov. 3 | at Washington | 13-16* | L | 55,096 |
| Nov. 10 | DALLAS | 26-23* | W | 63,001 |
| Nov. 17 | CLEVELAND | 28-24 | W | 58,155 |
| Nov. 24 | at Pittsburgh | 14-26 | L | 45,795 |
| Dec. 2 | PHILADELPHIA | 6-13 | L | 62,141 |
| Dec. 8 | PITTSBURGH | 31-6 | W | 59,225 |
| Dec. 15 | at Cleveland | 17-14 | W | 55,680 |
| Dec. 21 | at NY Giants | 20-24 | L | 63,421 |
| Dec. 29 | NY JETS | 17-10 | W | 61,485 |
| Jan. 4 | at Denver | 24-26 | L | 75,301 |

* Overtime

| 1990 (9-7, AFC CENTRAL CHAMPIONS) | | | | |
|-----------------------------------|----------------|--------|-----|--------|
| DATE | OPPONENT | SCORE | W/L | ATT |
| Sep. 9 | at Atlanta | 27-47 | L | 56,222 |
| Sep. 16 | at Pittsburgh | 9-20 | L | 54,814 |
| Sep. 23 | INDIANAPOLIS | 24-10 | W | 50,093 |
| Sep. 30 | at San Diego | 17-7 | W | 48,762 |
| Oct. 7 | SAN FRANCISCO | 21-24 | L | 59,931 |
| Oct. 14 | CINCINNATI | 48-17 | W | 53,501 |
| Oct. 21 | NEW ORLEANS | 23-10 | W | 57,908 |
| Oct. 28 | NY JETS | 12-17 | L | 56,337 |
| Nov. 4 | at L.A. Rams | 13-17 | L | 52,628 |
| Nov. 11 | BYE | | | |
| Nov. 18 | at Cleveland | 35-23 | W | 76,726 |
| Nov. 26 | BUFFALO | 27-24 | W | 60,130 |
| Dec. 2 | at Seattle | 10-13* | L | 57,592 |
| Dec. 9 | CLEVELAND | 58-14 | W | 54,469 |
| Dec. 16 | at Kansas City | 27-10 | W | 61,756 |
| Dec. 23 | at Cincinnati | 20-40 | L | 60,044 |
| Dec. 30 | PITTSBURGH | 34-14 | W | 56,906 |
| Jan. 6 | at Cincinnati | 14-41 | L | 60,012 |

* Overtime

| 1989 (9-7, AFC WILD CARD) | | | | |
|---------------------------|----------------|--------|-----|--------|
| DATE | OPPONENT | SCORE | W/L | ATT |
| Sep. 10 | at Minnesota | 7-38 | L | 54,015 |
| Sep. 17 | at San Diego | 34-27 | W | 42,013 |
| Sep. 24 | BUFFALO | 41-47* | L | 57,278 |
| Oct. 1 | MIAMI | 39-7 | W | 53,326 |
| Oct. 8 | at New England | 13-23 | L | 59,828 |
| Oct. 15 | at Chicago | 33-28 | W | 64,383 |
| Oct. 22 | PITTSBURGH | 27-0 | W | 59,091 |
| Oct. 29 | at Cleveland | 17-28 | L | 78,765 |
| Nov. 5 | DETROIT | 35-31 | W | 48,056 |
| Nov. 13 | CINCINNATI | 26-24 | W | 60,694 |
| Nov. 19 | L.A. RAIDERS | 23-7 | W | 59,198 |
| Nov. 26 | at Kansas City | 0-34 | L | 51,342 |
| Dec. 3 | at Pittsburgh | 23-16 | W | 40,541 |
| Dec. 10 | TAMPA BAY | 20-17 | W | 54,532 |
| Dec. 17 | at Cincinnati | 7-61 | L | 47,510 |
| Dec. 23 | CLEVELAND | 20-24 | L | 58,852 |
| Dec. 31 | PITTSBURGH | 23-26* | L | 58,306 |

* Overtime

| 1988 (10-6, AFC WILD CARD) | | | | |
|----------------------------|-----------------|--------|-----|--------|
| DATE | OPPONENT | SCORE | W/L | ATT |
| Sep. 4 | at Indianapolis | 17-14* | W | 57,251 |
| Sep. 11 | L.A. RAIDERS | 38-35 | W | 46,050 |
| Sep. 18 | at NY Jets | 3-45 | L | 64,683 |
| Sep. 25 | NEW ENGLAND | 31-6 | W | 38,646 |
| Oct. 2 | at Philadelphia | 23-32 | L | 64,692 |
| Oct. 9 | KANSAS CITY | 7-6 | W | 39,134 |
| Oct. 16 | at Pittsburgh | 34-14 | W | 52,229 |
| Oct. 23 | at Cincinnati | 21-44 | L | 54,659 |
| Oct. 30 | WASHINGTON | 41-17 | W | 48,781 |
| Nov. 7 | CLEVELAND | 24-17 | W | 51,467 |
| Nov. 13 | at Seattle | 24-27 | L | 60,446 |
| Nov. 20 | PHOENIX | 38-20 | W | 43,843 |
| Nov. 24 | at Dallas | 25-17 | W | 50,845 |
| Dec. 4 | PITTSBURGH | 34-37 | L | 47,791 |
| Dec. 11 | CINCINNATI | 41-6 | W | 50,269 |
| Dec. 18 | at Cleveland | 23-28 | L | 74,610 |
| Dec. 24 | at Cleveland | 24-23 | W | 74,977 |
| Jan. 1 | at Buffalo | 10-17 | L | 79,532 |

* Overtime

| 1987 (9-6, AFC WILD CARD) | | | | |
|---------------------------|------------------|---------------------------------|-----|--------|
| DATE | OPPONENT | SCORE | W/L | ATT |
| Sep. 13 | L.A. RAMS | 20-16 | W | 33,186 |
| Sep. 20 | at Buffalo | 30-34 | L | 56,534 |
| Sep. 27 | L.A. RAIDERS | Canceled due to players' strike | | |
| +Oct. 4 | at Denver | 40-10 | W | 38,494 |
| +Oct. 11 | at Cleveland | 15-10 | W | 38,927 |
| +Oct. 18 | NEW ENGLAND | 7-21 | L | 26,294 |
| Oct. 25 | ATLANTA | 37-33 | W | 29,062 |
| Nov. 1 | at Cincinnati | 31-29 | W | 52,700 |
| Nov. 8 | at San Francisco | 20-27 | L | 59,740 |
| Nov. 15 | at Pittsburgh | 23-3 | W | 56,177 |
| Nov. 22 | CLEVELAND | 7-40 | L | 51,161 |
| Nov. 29 | at Indianapolis | 27-51 | L | 54,999 |
| Dec. 6 | SAN DIEGO | 33-18 | W | 31,714 |
| Dec. 13 | at New Orleans | 10-24 | L | 68,257 |
| Dec. 20 | PITTSBURGH | 24-16 | W | 38,683 |
| Dec. 27 | CINCINNATI | 21-17 | W | 49,775 |
| Jan. 3 | SEATTLE | 23-20* | W | 49,622 |
| Jan. 10 | at Denver | 10-34 | L | 75,968 |

+ Replacement games

* Overtime

ALL-TIME RESULTS

| 1986 (5-11) | | | | |
|-------------|----------------|--------|-----|--------|
| DATE | OPPONENT | SCORE | W/L | ATT |
| Sep. 7 | at Green Bay | 31-3 | W | 54,065 |
| Sep. 14 | CLEVELAND | 20-23 | L | 46,049 |
| Sep. 21 | at Kansas City | 13-27 | L | 43,699 |
| Sep. 29 | PITTSBURGH | 16-22* | L | 42,001 |
| Oct. 5 | at Detroit | 13-24 | L | 41,960 |
| Oct. 12 | CHICAGO | 7-20 | L | 46,026 |
| Oct. 19 | at Cincinnati | 28-31 | L | 53,844 |
| Oct. 26 | L.A. RAIDERS | 17-28 | L | 41,641 |
| Nov. 2 | at Miami | 7-28 | L | 43,804 |
| Nov. 9 | CINCINNATI | 32-28 | W | 32,130 |
| Nov. 16 | at Pittsburgh | 10-21 | L | 49,724 |
| Nov. 23 | INDIANAPOLIS | 31-17 | W | 31,792 |
| Nov. 30 | at Cleveland | 10-13* | L | 62,309 |
| Dec. 7 | at San Diego | 0-27 | L | 40,103 |
| Dec. 14 | MINNESOTA | 23-10 | W | 32,738 |
| Dec. 21 | BUFFALO | 16-7 | W | 31,409 |
| * Overtime | | | | |

| 1985 (5-11) | | | | |
|-------------|-----------------|-------|-----|--------|
| DATE | OPPONENT | SCORE | W/L | ATT |
| Sep. 8 | MIAMI | 26-23 | W | 47,656 |
| Sep. 15 | at Washington | 13-16 | L | 53,553 |
| Sep. 22 | at Pittsburgh | 0-20 | L | 58,572 |
| Sep. 29 | DALLAS | 10-17 | L | 49,686 |
| Oct. 6 | at Denver | 20-31 | L | 74,699 |
| Oct. 13 | CLEVELAND | 6-21 | L | 38,386 |
| Oct. 20 | CINCINNATI | 44-27 | W | 35,590 |
| Oct. 27 | at St. Louis | 20-10 | W | 43,190 |
| Nov. 3 | KANSAS CITY | 23-20 | W | 41,238 |
| Nov. 10 | at Buffalo | 0-20 | L | 21,881 |
| Nov. 17 | PITTSBURGH | 7-30 | L | 45,977 |
| Nov. 24 | SAN DIEGO | 37-35 | W | 34,336 |
| Dec. 1 | at Cincinnati | 27-45 | L | 46,140 |
| Dec. 8 | NY GIANTS | 14-35 | L | 36,576 |
| Dec. 15 | at Cleveland | 21-28 | L | 50,793 |
| Dec. 22 | at Indianapolis | 16-34 | L | 55,818 |

| 1984 (3-13) | | | | |
|-------------|----------------|--------|-----|--------|
| DATE | OPPONENT | SCORE | W/L | ATT |
| Sep. 2 | L.A. RAIDERS | 14-24 | L | 49,092 |
| Sep. 9 | INDIANAPOLIS | 21-35 | L | 43,820 |
| Sep. 16 | at San Diego | 14-31 | L | 52,266 |
| Sep. 23 | at Atlanta | 10-42 | L | 45,248 |
| Sep. 30 | NEW ORLEANS | 10-27 | L | 43,108 |
| Oct. 7 | at Cincinnati | 3-13 | L | 43,637 |
| Oct. 14 | at Miami | 10-28 | L | 54,080 |
| Oct. 21 | SAN FRANCISCO | 21-34 | L | 39,900 |
| Oct. 28 | CINCINNATI | 13-31 | L | 34,010 |
| Nov. 4 | at Pittsburgh | 7-35 | L | 48,892 |
| Nov. 11 | at Kansas City | 17-16 | W | 44,464 |
| Nov. 18 | NY JETS | 31-20 | W | 40,141 |
| Nov. 25 | at Cleveland | 10-27 | L | 46,077 |
| Dec. 2 | PITTSBURGH | 23-20* | W | 39,786 |
| Dec. 9 | at L.A. Rams | 16-27 | L | 49,092 |
| Dec. 16 | CLEVELAND | 20-27 | L | 33,676 |
| * Overtime | | | | |

| 1983 (2-14) | | | | |
|-------------|-----------------|--------|-----|--------|
| DATE | OPPONENT | SCORE | W/L | ATT |
| Sep. 4 | GREEN BAY | 38-41* | L | 44,073 |
| Sep. 11 | at L.A. Raiders | 6-20 | L | 37,526 |
| Sep. 18 | PITTSBURGH | 28-40 | L | 44,150 |
| Sep. 25 | at Buffalo | 13-30 | L | 60,070 |
| Oct. 2 | at Pittsburgh | 10-17 | L | 56,901 |
| Oct. 9 | DENVER | 14-26 | L | 44,209 |
| Oct. 16 | at Minnesota | 14-34 | L | 58,910 |
| Oct. 23 | KANSAS CITY | 10-13* | L | 39,462 |
| Oct. 30 | at Cleveland | 19-25* | L | 68,851 |
| Nov. 6 | CINCINNATI | 14-55 | L | 39,706 |
| Nov. 13 | DETROIT | 27-17 | W | 40,660 |
| Nov. 20 | at Cincinnati | 10-38 | L | 46,375 |
| Nov. 27 | at Tampa Bay | 24-33 | L | 38,625 |
| Dec. 4 | MIAMI | 17-24 | L | 39,434 |
| Dec. 11 | CLEVELAND | 34-27 | W | 29,746 |
| Dec. 18 | at Baltimore | 10-20 | L | 20,418 |
| * Overtime | | | | |

| 1982 (1-8) | | | | |
|------------|-----------------|-------|-----|--------|
| DATE | OPPONENT | SCORE | W/L | ATT |
| Sep. 12 | at Cincinnati | 6-27 | L | 52,268 |
| Sep. 19 | SEATTLE | 23-21 | W | 43,117 |
| Nov. 21 | PITTSBURGH | 10-24 | L | 42,338 |
| Nov. 28 | at New England | 21-29 | L | 33,602 |
| Dec. 5 | at NY Giants | 14-17 | L | 71,184 |
| Dec. 13 | DALLAS | 7-37 | L | 51,808 |
| Dec. 19 | at Philadelphia | 14-35 | L | 44,119 |
| Dec. 26 | CLEVELAND | 14-20 | L | 36,559 |
| Jan. 2 | CINCINNATI | 27-35 | L | 26,522 |

Note: strike-shortened season

| 1981 (7-9) | | | | |
|------------|------------------|-------|-----|--------|
| DATE | OPPONENT | SCORE | W/L | ATT |
| Sep. 6 | at L.A. Rams | 27-20 | W | 63,198 |
| Sep. 13 | at Cleveland | 9-3 | W | 79,483 |
| Sep. 20 | MIAMI | 10-16 | L | 47,379 |
| Sep. 27 | at NY Jets | 17-33 | L | 50,309 |
| Oct. 4 | CINCINNATI | 17-10 | W | 44,350 |
| Oct. 11 | SEATTLE | 35-17 | W | 42,671 |
| Oct. 18 | at New England | 10-38 | L | 60,474 |
| Oct. 26 | at Pittsburgh | 13-26 | L | 52,732 |
| Nov. 1 | at Cincinnati | 21-34 | L | 54,736 |
| Nov. 8 | OAKLAND | 17-16 | W | 45,519 |
| Nov. 15 | at Kansas City | 10-23 | L | 73,984 |
| Nov. 22 | NEW ORLEANS | 24-27 | L | 49,581 |
| Nov. 29 | ATLANTA | 27-31 | L | 40,201 |
| Dec. 3 | CLEVELAND | 17-13 | W | 44,502 |
| Dec. 13 | at San Francisco | 6-28 | L | 55,707 |
| Dec. 20 | PITTSBURGH | 21-20 | W | 41,056 |

| 1980 (11-5, AFC CENTRAL CHAMPIONS) | | | | |
|------------------------------------|----------------|--------|-----|--------|
| DATE | OPPONENT | SCORE | W/L | ATT |
| Sep. 7 | at Pittsburgh | 17-31 | L | 54,386 |
| Sep. 15 | at Cleveland | 16-7 | W | 80,243 |
| Sep. 21 | BALTIMORE | 21-16 | W | 47,878 |
| Sep. 28 | at Cincinnati | 13-10 | W | 50,413 |
| Oct. 5 | SEATTLE | 7-26 | L | 46,860 |
| Oct. 12 | at Kansas City | 20-21 | L | 75,048 |
| Oct. 19 | TAMPA BAY | 20-14 | W | 48,167 |
| Oct. 26 | CINCINNATI | 23-3 | W | 49,189 |
| Nov. 2 | at Denver | 20-16 | W | 74,717 |
| Nov. 10 | NEW ENGLAND | 38-34 | W | 51,524 |
| Nov. 16 | at Chicago | 10-6 | W | 59,390 |
| Nov. 23 | at NY Jets | 28-31* | L | 52,358 |
| Nov. 30 | CLEVELAND | 14-17 | L | 61,514 |
| Dec. 4 | PITTSBURGH | 6-0 | W | 53,960 |
| Dec. 14 | at Green Bay | 22-3 | W | 53,201 |
| Dec. 21 | MINNESOTA | 20-16 | W | 51,064 |
| Dec. 28 | at Oakland | 7-27 | L | 52,762 |
| * Overtime | | | | |

| 1979 (11-5, AFC WILD CARD) | | | | |
|----------------------------|---------------|--------|-----|--------|
| DATE | OPPONENT | SCORE | W/L | ATT |
| Sep. 2 | at Washington | 29-27 | W | 54,582 |
| Sep. 9 | at Pittsburgh | 7-38 | L | 49,792 |
| Sep. 16 | KANSAS CITY | 20-6 | W | 45,684 |
| Sep. 23 | at Cincinnati | 30-27* | W | 45,615 |
| Sep. 30 | CLEVELAND | 31-10 | W | 48,915 |
| Oct. 7 | ST. LOUIS | 17-24 | L | 53,043 |
| Oct. 14 | at Baltimore | 28-16 | W | 45,021 |
| Oct. 21 | at Seattle | 14-34 | L | 60,705 |
| Oct. 28 | NY JETS | 27-24* | W | 45,825 |
| Nov. 5 | at Miami | 9-6 | W | 70,273 |
| Nov. 11 | OAKLAND | 31-17 | W | 48,614 |
| Nov. 18 | CINCINNATI | 42-21 | W | 49,829 |
| Nov. 22 | at Dallas | 30-24 | W | 63,897 |
| Dec. 2 | at Cleveland | 7-14 | L | 69,112 |
| Dec. 10 | PITTSBURGH | 20-17 | W | 55,293 |
| Dec. 16 | PHILADELPHIA | 20-26 | L | 49,407 |
| Dec. 23 | DENVER | 13-7 | W | 48,776 |
| Dec. 29 | at San Diego | 17-14 | W | 51,192 |
| Jan. 6 | at Pittsburgh | 13-27 | L | 50,475 |
| * Overtime | | | | |

| 1978 (10-6, AFC WILD CARD) | | | | |
|----------------------------|----------------|-------|-----|--------|
| DATE | OPPONENT | SCORE | W/L | ATT |
| Sep. 3 | at Atlanta | 14-20 | L | 57,328 |
| Sep. 10 | at Kansas City | 20-17 | W | 40,213 |
| Sep. 17 | SAN FRANCISCO | 20-19 | W | 46,161 |
| Sep. 24 | LOS ANGELES | 6-10 | L | 45,749 |
| Oct. 1 | at Cleveland | 16-13 | W | 72,776 |
| Oct. 8 | at Oakland | 17-21 | L | 52,550 |
| Oct. 15 | BUFFALO | 17-10 | W | 47,727 |
| Oct. 23 | at Pittsburgh | 24-17 | W | 48,021 |
| Oct. 29 | at Cincinnati | 13-28 | L | 50,532 |
| Nov. 5 | CLEVELAND | 14-10 | W | 45,827 |
| Nov. 12 | at New England | 26-23 | W | 60,356 |
| Nov. 20 | MIAMI | 35-30 | W | 50,290 |
| Nov. 26 | CINCINNATI | 17-10 | W | 43,245 |
| Dec. 3 | PITTSBURGH | 3-13 | L | 54,261 |
| Dec. 10 | at New Orleans | 17-12 | W | 63,169 |
| Dec. 17 | SAN DIEGO | 24-45 | L | 49,554 |
| Dec. 24 | at Miami | 17-9 | W | 70,036 |
| Dec. 31 | at New England | 31-14 | W | 61,297 |
| Jan. 7 | at Pittsburgh | 5-34 | L | 49,417 |

| 1977 (8-6) | | | | |
|------------|---------------|--------|-----|--------|
| DATE | OPPONENT | SCORE | W/L | ATT |
| Sep. 18 | NY JETS | 20-0 | W | 39,488 |
| Sep. 25 | at Green Bay | 16-10 | W | 55,071 |
| Oct. 2 | at Miami | 7-27 | L | 49,619 |
| Oct. 9 | PITTSBURGH | 27-10 | W | 49,226 |
| Oct. 16 | CLEVELAND | 23-24 | L | 47,888 |
| Oct. 23 | at Pittsburgh | 10-27 | L | 48,517 |
| Oct. 30 | at Cincinnati | 10-13* | L | 53,194 |
| Nov. 6 | CHICAGO | 47-0 | W | 47,226 |
| Nov. 13 | at Oakland | 29-34 | L | 53,667 |
| Nov. 20 | at Seattle | 22-10 | W | 61,519 |
| Nov. 27 | KANSAS CITY | 34-20 | W | 42,934 |
| Dec. 4 | DENVER | 14-24 | L | 46,875 |
| Dec. 11 | at Cleveland | 19-15 | W | 30,898 |
| Dec. 18 | CINCINNATI | 21-16 | W | 46,212 |
| * Overtime | | | | |

| 1976 (5-9) | | | | |
|------------|----------------|-------|-----|--------|
| DATE | OPPONENT | SCORE | W/L | ATT |
| Sep. 12 | TAMPA BAY | 20-0 | W | 42,228 |
| Sep. 19 | at Buffalo | 13-3 | W | 61,364 |
| Sep. 26 | OAKLAND | 13-14 | L | 42,338 |
| Oct. 3 | at New Orleans | 31-26 | W | 51,973 |
| Oct. 10 | DENVER | 17-3 | W | 47,928 |
| Oct. 17 | at San Diego | 27-30 | L | 31,565 |
| Oct. 24 | CINCINNATI | 7-27 | L | 45,499 |
| Nov. 1 | at Baltimore | 14-38 | L | 60,020 |
| Nov. 7 | CLEVELAND | 7-21 | L | 39,828 |
| Nov. 14 | at Cincinnati | 27-31 | L | 53,243 |
| Nov. 21 | at Pittsburgh | 16-32 | L | 47,947 |
| Nov. 28 | ATLANTA | 20-14 | W | 25,838 |
| Dec. 5 | at Cleveland | 10-13 | L | 56,025 |
| Dec. 11 | PITTSBURGH | 0-21 | L | 44,743 |

| 1975 (10-4) | | | | |
|-------------|------------------|-------|-----|--------|
| DATE | OPPONENT | SCORE | W/L | ATT |
| Sep. 21 | at New England | 7-0 | W | 51,934 |
| Sep. 28 | SAN DIEGO | 33-17 | W | 33,765 |
| Oct. 5 | CINCINNATI | 19-21 | L | 42,412 |
| Oct. 12 | at Cleveland | 40-10 | W | 46,531 |
| Oct. 19 | WASHINGTON | 13-10 | W | 49,566 |
| Oct. 26 | DETROIT | 24-8 | W | 46,904 |
| Nov. 2 | at Kansas City | 17-13 | W | 62,989 |
| Nov. 9 | at Pittsburgh | 17-24 | L | 49,460 |
| Nov. 16 | MIAMI | 20-19 | W | 48,892 |
| Nov. 24 | PITTSBURGH | 9-32 | L | 49,947 |
| Nov. 30 | at Cincinnati | 19-23 | L | 46,128 |
| Dec. 7 | at San Francisco | 27-13 | W | 44,015 |
| Dec. 14 | at Oakland | 27-26 | W | 50,719 |
| Dec. 21 | CLEVELAND | 21-10 | W | 43,770 |

| 1974 (7-7) | | | | |
|------------|---------------|-------|-----|--------|
| DATE | OPPONENT | SCORE | W/L | ATT |
| Sep. 15 | SAN DIEGO | 21-14 | W | 25,317 |
| Sep. 22 | at Cleveland | 7-20 | L | 55,242 |
| Sep. 29 | KANSAS CITY | 7-17 | L | 28,538 |
| Oct. 6 | PITTSBURGH | 7-13 | L | 30,049 |
| Oct. 13 | at Minnesota | 10-51 | L | 48,006 |
| Oct. 20 | ST. LOUIS | 27-31 | L | 26,371 |
| Oct. 27 | at Cincinnati | 34-21 | W | 55,434 |
| Nov. 3 | at NY Jets | 27-22 | W | 47,218 |
| Nov. 10 | at Buffalo | 21-9 | W | 79,144 |
| Nov. 17 | CINCINNATI | 20-3 | W | 44,054 |
| Nov. 24 | DALLAS | 0-10 | L | 49,775 |
| Dec. 1 | at Pittsburgh | 13-10 | W | 41,195 |
| Dec. 8 | at Denver | 14-37 | L | 46,942 |
| Dec. 15 | CLEVELAND | 28-24 | W | 33,299 |

| 1973 (1-13) | | | | |
|-------------|----------------|-------|-----|--------|
| DATE | OPPONENT | SCORE | W/L | ATT |
| Sep. 16 | at NY Giants | 14-34 | L | 57,979 |
| Sep. 23 | at Cincinnati | 10-24 | L | 51,823 |
| Sep. 30 | PITTSBURGH | 7-36 | L | 39,331 |
| Oct. 7 | LA RAMS | 26-31 | L | 34,875 |
| Oct. 14 | DENVER | 20-48 | L | 32,801 |
| Oct. 21 | at Cleveland | 13-42 | L | 61,146 |
| Oct. 28 | at Chicago | 14-35 | L | 43,755 |
| Nov. 4 | at Baltimore | 31-27 | W | 52,707 |
| Nov. 11 | CLEVELAND | 13-23 | L | 37,230 |
| Nov. 18 | at Kansas City | 14-38 | L | 68,444 |
| Nov. 25 | NEW ENGLAND | 0-32 | L | 27,344 |
| Dec. 2 | OAKLAND | 6-17 | L | 25,801 |
| Dec. 9 | at Pittsburgh | 7-33 | L | 38,004 |
| Dec. 16 | CINCINNATI | 24-27 | L | 21,955 |

ALL-TIME RESULTS

| 1972 (1-13) | | | | |
|-------------|---------------|-------|-----|--------|
| DATE | OPPONENT | SCORE | W/L | ATT |
| Sep. 17 | at Denver | 17-30 | L | 51,656 |
| Sep. 24 | at Miami | 13-34 | L | 77,821 |
| Oct. 1 | NY JETS | 26-20 | W | 51,423 |
| Oct. 9 | OAKLAND | 0-34 | L | 51,378 |
| Oct. 15 | at Pittsburgh | 7-24 | L | 42,929 |
| Oct. 22 | CLEVELAND | 17-23 | L | 38,113 |
| Oct. 29 | at Cincinnati | 7-30 | L | 59,409 |
| Nov. 5 | at Cleveland | 0-20 | L | 61,985 |
| Nov. 12 | PHILADELPHIA | 17-18 | L | 34,175 |
| Nov. 19 | GREEN BAY | 10-23 | L | 41,752 |
| Nov. 26 | at San Diego | 20-34 | L | 46,289 |
| Dec. 3 | at Atlanta | 10-20 | L | 58,850 |
| Dec. 10 | PITTSBURGH | 3-9 | L | 36,528 |
| Dec. 17 | CINCINNATI | 17-61 | L | 32,482 |

| 1971 (4-9-1) | | | | |
|--------------|----------------|-------|-----|--------|
| DATE | OPPONENT | SCORE | W/L | ATT |
| Sep. 19 | at Cleveland | 0-31 | L | 73,387 |
| Sep. 26 | KANSAS CITY | 16-20 | L | 46,498 |
| Oct. 3 | NEW ORLEANS | 13-13 | T | 47,966 |
| Oct. 10 | at Washington | 13-22 | L | 55,041 |
| Oct. 17 | DETROIT | 7-31 | L | 45,885 |
| Oct. 24 | at Pittsburgh | 16-23 | L | 45,872 |
| Oct. 31 | CINCINNATI | 10-6 | W | 37,947 |
| Nov. 7 | at New England | 20-28 | L | 53,155 |
| Nov. 14 | at Oakland | 21-41 | L | 54,705 |
| Nov. 21 | at Cincinnati | 13-28 | L | 59,390 |
| Nov. 28 | CLEVELAND | 24-37 | L | 37,921 |
| Dec. 5 | PITTSBURGH | 29-3 | W | 37,778 |
| Dec. 12 | at Buffalo | 20-14 | W | 28,107 |
| Dec. 19 | SAN DIEGO | 49-33 | W | 35,959 |

| 1970 (3-10-1) | | | | |
|---------------|----------------|-------|-----|--------|
| DATE | OPPONENT | SCORE | W/L | ATT |
| Sep. 20 | at Pittsburgh | 19-7 | W | 45,538 |
| Sep. 27 | MIAMI | 10-20 | L | 39,840 |
| Oct. 4 | at Cincinnati | 20-13 | W | 55,094 |
| Oct. 11 | BALTIMORE | 20-24 | L | 48,050 |
| Oct. 18 | PITTSBURGH | 3-7 | L | 42,799 |
| Oct. 25 | at San Diego | 31-31 | T | 41,427 |
| Nov. 1 | at St. Louis | 0-44 | L | 47,911 |
| Nov. 8 | at Kansas City | 9-24 | L | 49,810 |
| Nov. 15 | SAN FRANCISCO | 20-30 | L | 43,040 |
| Nov. 22 | at Cleveland | 14-28 | L | 74,723 |
| Nov. 29 | DENVER | 31-21 | W | 35,733 |
| Dec. 7 | CLEVELAND | 10-21 | L | 50,582 |
| Dec. 13 | CINCINNATI | 20-30 | L | 34,435 |
| Dec. 20 | at Dallas | 10-52 | L | 50,504 |

| 1969 (6-6-2, AFL WILD CARD) | | | | |
|-----------------------------|----------------|-------|-----|--------|
| DATE | OPPONENT | SCORE | W/L | ATT |
| Sep. 14 | at Oakland | 17-21 | L | 49,361 |
| Sep. 21 | at Buffalo | 17-3 | W | 40,146 |
| Sep. 28 | MIAMI | 22-10 | W | 41,086 |
| Oct. 5 | BUFFALO | 28-14 | W | 46,485 |
| Oct. 12 | at Kansas City | 0-24 | L | 45,805 |
| Oct. 19 | at New York | 17-26 | L | 63,841 |
| Oct. 26 | DENVER | 24-21 | W | 45,348 |
| Nov. 2 | at Boston | 0-24 | L | 19,006 |
| Nov. 9 | CINCINNATI | 31-31 | T | 45,298 |
| Nov. 16 | at Denver | 20-20 | T | 45,002 |
| Nov. 23 | at Miami | 32-7 | W | 27,218 |
| Nov. 27 | SAN DIEGO | 17-21 | L | 40,065 |
| Dec. 6 | NEW YORK | 26-34 | L | 51,923 |
| Dec. 14 | BOSTON | 27-23 | W | 39,215 |
| Dec. 21 | at Oakland | 7-56 | L | 53,539 |

| 1968 (7-7) | | | | |
|------------|----------------|-------|-----|--------|
| DATE | OPPONENT | SCORE | W/L | ATT |
| Sep. 9 | KANSAS CITY | 21-26 | L | 45,083 |
| Sep. 14 | at Miami | 24-10 | W | 40,067 |
| Sep. 21 | at San Diego | 14-30 | L | 46,217 |
| Sep. 29 | OAKLAND | 15-24 | L | 46,098 |
| Oct. 6 | MIAMI | 7-24 | L | 36,109 |
| Oct. 13 | at Boston | 16-0 | W | 32,502 |
| Oct. 20 | NEW YORK | 14-20 | L | 51,710 |
| Oct. 27 | at Buffalo | 30-7 | W | 34,339 |
| Nov. 3 | at Cincinnati | 27-17 | W | 24,012 |
| Nov. 10 | at New York | 7-26 | L | 60,242 |
| Nov. 17 | DENVER | 38-17 | W | 36,075 |
| Nov. 28 | at Kansas City | 10-24 | L | 48,493 |
| Dec. 7 | BUFFALO | 35-6 | W | 34,110 |
| Dec. 15 | BOSTON | 45-17 | W | 34,198 |

| 1967 (9-4-1, AFL EAST CHAMPIONS) | | | | |
|----------------------------------|----------------|-------|-----|--------|
| DATE | OPPONENT | SCORE | W/L | ATT |
| Sep. 9 | KANSAS CITY | 20-25 | L | 28,003 |
| Sep. 17 | at Buffalo | 20-3 | W | 41,384 |
| Sep. 24 | at San Diego | 3-13 | L | 36,032 |
| Oct. 1 | DENVER | 10-6 | W | 21,798 |
| Oct. 15 | at New York | 28-28 | T | 62,729 |
| Oct. 22 | at Kansas City | 24-19 | W | 46,365 |
| Oct. 29 | BUFFALO | 10-3 | W | 30,060 |
| Nov. 5 | at Boston | 7-18 | L | 19,422 |
| Nov. 12 | at Denver | 20-18 | W | 30,392 |
| Nov. 26 | BOSTON | 27-6 | W | 28,044 |
| Dec. 3 | MIAMI | 17-14 | W | 20,979 |
| Dec. 10 | OAKLAND | 7-19 | L | 36,375 |
| Dec. 16 | SAN DIEGO | 24-17 | W | 19,870 |
| Dec. 23 | at Miami | 41-10 | W | 25,982 |
| Dec. 31 | at Oakland | 7-40 | L | 53,330 |

| 1966 (3-11) | | | | |
|-------------|----------------|-------|-----|--------|
| DATE | OPPONENT | SCORE | W/L | ATT |
| Sep. 3 | DENVER | 45-7 | W | 30,156 |
| Sep. 10 | OAKLAND | 31-0 | W | 31,763 |
| Sep. 18 | at New York | 13-52 | L | 54,681 |
| Sep. 25 | at Buffalo | 20-27 | L | 42,526 |
| Oct. 2 | at Denver | 38-40 | L | 27,203 |
| Oct. 16 | NEW YORK | 24-0 | W | 30,823 |
| Oct. 23 | MIAMI | 13-20 | L | 23,173 |
| Oct. 30 | at Kansas City | 23-48 | L | 31,676 |
| Nov. 6 | at Oakland | 23-38 | L | 34,102 |
| Nov. 13 | at Boston | 21-27 | L | 23,426 |
| Nov. 20 | BUFFALO | 20-42 | L | 27,312 |
| Dec. 4 | SAN DIEGO | 22-28 | L | 17,569 |
| Dec. 11 | BOSTON | 14-38 | L | 17,100 |
| Dec. 18 | at Miami | 28-29 | L | 20,045 |

| 1965 (4-10) | | | | |
|-------------|----------------|-------|-----|--------|
| DATE | OPPONENT | SCORE | W/L | ATT |
| Sep. 12 | NEW YORK | 27-21 | W | 52,680 |
| Sep. 19 | BOSTON | 31-10 | W | 32,445 |
| Sep. 26 | at Oakland | 17-21 | L | 18,166 |
| Oct. 3 | at San Diego | 14-31 | L | 28,190 |
| Oct. 17 | at Denver | 17-28 | L | 32,492 |
| Oct. 24 | KANSAS CITY | 38-36 | W | 34,670 |
| Oct. 31 | at Buffalo | 19-17 | W | 44,267 |
| Nov. 7 | OAKLAND | 21-33 | L | 35,729 |
| Nov. 14 | DENVER | 21-31 | L | 28,126 |
| Nov. 21 | at New York | 14-41 | L | 55,312 |
| Nov. 28 | at Kansas City | 21-52 | L | 16,459 |
| Dec. 5 | BUFFALO | 18-29 | L | 23,087 |
| Dec. 12 | SAN DIEGO | 26-37 | L | 24,120 |
| Dec. 18 | at Boston | 14-42 | L | 14,508 |

| 1964 (4-10) | | | | |
|-------------|----------------|-------|-----|--------|
| DATE | OPPONENT | SCORE | W/L | ATT |
| Sep. 12 | at San Diego | 21-27 | L | 22,632 |
| Sep. 19 | OAKLAND | 42-28 | W | 26,482 |
| Sep. 27 | at Denver | 38-17 | W | 22,651 |
| Oct. 4 | at Kansas City | 7-28 | L | 22,727 |
| Oct. 11 | BUFFALO | 17-48 | L | 26,218 |
| Oct. 17 | at New York | 21-24 | L | 32,840 |
| Oct. 25 | SAN DIEGO | 17-20 | L | 21,671 |
| Nov. 1 | at Buffalo | 10-24 | L | 40,119 |
| Nov. 6 | at Boston | 24-25 | L | 28,161 |
| Nov. 15 | at Oakland | 10-20 | L | 16,375 |
| Nov. 22 | KANSAS CITY | 19-28 | L | 17,782 |
| Nov. 29 | BOSTON | 17-34 | L | 17,560 |
| Dec. 13 | NEW YORK | 33-17 | W | 16,225 |
| Dec. 20 | DENVER | 34-15 | W | 15,839 |

| 1963 (6-8) | | | | |
|------------|----------------|-------|-----|--------|
| DATE | OPPONENT | SCORE | W/L | ATT |
| Sep. 7 | OAKLAND | 13-24 | L | 24,749 |
| Sep. 14 | DENVER | 20-14 | W | 22,855 |
| Sep. 22 | at New York | 17-24 | L | 9,336 |
| Sep. 28 | at Buffalo | 31-20 | W | 32,340 |
| Oct. 6 | at Kansas City | 7-28 | L | 27,801 |
| Oct. 13 | at Denver | 33-24 | W | 24,087 |
| Oct. 20 | BUFFALO | 28-14 | W | 23,948 |
| Oct. 27 | KANSAS CITY | 28-7 | W | 26,331 |
| Nov. 1 | at Boston | 3-45 | L | 31,185 |
| Nov. 10 | NEW YORK | 31-27 | W | 23,615 |
| Dec. 1 | at San Diego | 0-27 | L | 31,713 |
| Dec. 8 | BOSTON | 28-46 | L | 23,462 |
| Dec. 15 | SAN DIEGO | 14-20 | L | 18,540 |
| Dec. 22 | at Oakland | 49-52 | L | 17,401 |

| 1962 (11-3, AFL EAST CHAMPIONS) | | | | |
|---------------------------------|--------------|--------|-----|--------|
| DATE | OPPONENT | SCORE | W/L | ATT |
| Sep. 9 | at Buffalo | 28-23 | W | 31,236 |
| Sep. 16 | at Boston | 21-34 | L | 32,276 |
| Sep. 23 | at San Diego | 42-17 | W | 28,061 |
| Oct. 7 | BUFFALO | 17-14 | W | 26,350 |
| Oct. 14 | NEW YORK | 56-17 | W | 20,650 |
| Oct. 21 | at Denver | 10-20 | L | 34,496 |
| Oct. 28 | DALLAS | 7-31 | L | 31,750 |
| Nov. 4 | at Dallas | 14-6 | W | 29,017 |
| Nov. 11 | at Oakland | 28-20 | W | 11,000 |
| Nov. 18 | BOSTON | 21-17 | W | 35,250 |
| Nov. 25 | SAN DIEGO | 33-27 | W | 28,235 |
| Dec. 2 | DENVER | 34-17 | W | 30,650 |
| Dec. 9 | OAKLAND | 32-17 | W | 27,400 |
| Dec. 15 | at New York | 44-10 | W | 8,167 |
| Dec. 23 | DALLAS | 17-20* | L | 37,981 |

* Overtime

| 1961 (10-3-1, AFL EAST CHAMPIONS) | | | | |
|-----------------------------------|--------------|-------|-----|--------|
| DATE | OPPONENT | SCORE | W/L | ATT |
| Sep. 9 | OAKLAND | 55-0 | W | 16,231 |
| Sep. 24 | at San Diego | 24-34 | L | 29,210 |
| Oct. 1 | at Dallas | 21-26 | L | 28,000 |
| Oct. 8 | BUFFALO | 12-22 | L | 22,761 |
| Oct. 13 | at Boston | 31-31 | T | 15,070 |
| Oct. 22 | DALLAS | 38-7 | W | 21,237 |
| Oct. 29 | at Buffalo | 28-16 | W | 23,228 |
| Nov. 5 | at Denver | 55-14 | W | 11,564 |
| Nov. 12 | BOSTON | 27-15 | W | 35,649 |
| Nov. 19 | NEW YORK | 49-13 | W | 33,428 |
| Nov. 26 | DENVER | 45-14 | W | 27,864 |
| Dec. 3 | SAN DIEGO | 33-13 | W | 37,845 |
| Dec. 10 | at New York | 48-21 | W | 9,462 |
| Dec. 17 | at Oakland | 47-16 | W | 4,821 |
| Dec. 24 | at San Diego | 10-3 | W | 29,556 |

| 1960 (10-4, AFL EAST CHAMPIONS) | | | | |
|---------------------------------|----------------|-------|-----|--------|
| DATE | OPPONENT | SCORE | W/L | ATT |
| Sep. 11 | at Oakland | 37-22 | W | 12,703 |
| Sep. 18 | LOS ANGELES | 38-28 | W | 20,156 |
| Sep. 25 | OAKLAND | 13-14 | L | 16,421 |
| Oct. 9 | NEW YORK | 27-21 | W | 16,151 |
| Oct. 16 | DALLAS | 20-10 | W | 19,026 |
| Oct. 23 | at New York | 42-28 | W | 21,000 |
| Oct. 30 | at Buffalo | 24-25 | L | 23,001 |
| Nov. 6 | at Denver | 45-25 | W | 14,489 |
| Nov. 13 | at Los Angeles | 21-24 | L | 21,805 |
| Nov. 20 | DENVER | 20-10 | W | 20,778 |
| Nov. 25 | at Boston | 24-10 | W | 27,123 |
| Dec. 4 | at Dallas | 0-24 | L | 20,000 |
| Dec. 11 | BUFFALO | 31-23 | W | 25,247 |
| Dec. 18 | BOSTON | 37-21 | W | 22,352 |
| Jan. 1 | LOS ANGELES | 24-16 | W | 32,183 |

TITANS vs. THE NFL

All-time regular season and playoff records versus 31 current NFL opponents

| OPPONENT | FIRST MEETING | REGULAR SEASON | | | POSTSEASON | | | COMBINED | | | STREAK | LAST TIME |
|----------------------|---------------|----------------|---------|---------|------------|------|-------|----------|---------|---------|--------|-----------------------------|
| | | HOME | AWAY | TOTAL | HOME | AWAY | TOTAL | HOME | AWAY | TOTAL | | |
| Arizona Cardinals | 1970 | 2-4-0 | 2-3-0 | 4-7-0 | 0-0 | 0-0 | 0-0 | 2-4-0 | 2-3-0 | 4-7-0 | L2 | 12/10/17 at Ari, L 7-12 |
| Atlanta Falcons | 1972 | 5-2-0 | 2-5-0 | 7-7-0 | 0-0 | 0-0 | 0-0 | 5-2-0 | 2-5-0 | 7-7-0 | L2 | 10/25/15 at Ten, L 7-10 |
| Baltimore Ravens | 1996 | 6-4-0 | 4-5-0 | 10-9-0 | 0-2 | 1-0 | 1-2 | 6-6-0 | 5-5-0 | 11-11-0 | W1 | 11/5/17 at Ten, W 23-20 |
| Buffalo Bills | 1960 | 13-7-0 | 14-8-0 | 27-15-0 | 1-0 | 0-2 | 1-2 | 14-7-0 | 14-10-0 | 28-17-0 | L1 | 10/11/15 at Ten, L 13-14 |
| Carolina Panthers | 1996 | 1-2-0 | 2-0-0 | 3-2-0 | 0-0 | 0-0 | 0-0 | 1-2-0 | 2-0-0 | 3-2-0 | L1 | 11/15/15 at Ten, L 10-27 |
| Chicago Bears | 1973 | 2-4-0 | 4-2-0 | 6-6-0 | 0-0 | 0-0 | 0-0 | 2-4-0 | 4-2-0 | 6-6-0 | W1 | 11/27/16 at Chi, W 27-21 |
| Cincinnati Bengals | 1968 | 23-13-1 | 17-20-0 | 40-33-1 | 0-0 | 0-1 | 0-1 | 23-13-1 | 17-21-0 | 40-34-1 | W1 | 11/12/17 at Ten, W 24-20 |
| Cleveland Browns | 1970 | 14-19-0 | 16-16-0 | 30-35-0 | 0-0 | 1-0 | 1-0 | 14-19-0 | 17-16-0 | 31-35-0 | W2 | 10/22/17 at Cle, W 12-9 |
| Dallas Cowboys | 1970 | 2-5-0 | 4-3-0 | 6-8-0 | 0-0 | 0-0 | 0-0 | 2-5-0 | 4-3-0 | 6-8-0 | L1 | 9/14/14 at Ten, L 10-26 |
| Denver Broncos | 1960 | 15-6-0 | 7-9-1 | 22-15-1 | 1-0 | 0-2 | 1-2 | 16-6-0 | 7-11-1 | 23-17-1 | W1 | 12/11/16 at Ten, W 13-10 |
| Detroit Lions | 1971 | 5-2-0 | 4-1-0 | 9-3-0 | 0-0 | 0-0 | 0-0 | 5-2-0 | 4-1-0 | 9-3-0 | W5 | 9/18/16 at Det, W 16-15 |
| Green Bay Packers | 1972 | 3-3-0 | 4-2-0 | 7-5-0 | 0-0 | 0-0 | 0-0 | 3-3-0 | 4-2-0 | 7-5-0 | W1 | 11/13/16 at Ten, W 47-25 |
| Houston Texans | 2002 | 10-6-0 | 7-9-0 | 17-15-0 | 0-0 | 0-0 | 0-0 | 10-6-0 | 7-9-0 | 17-15-0 | W1 | 12/9/17 at Ten, W 24-13 |
| Indianapolis Colts | 1970 | 8-13-0 | 7-18-0 | 15-31-0 | 0-0 | 1-0 | 1-0 | 8-13-0 | 8-18-0 | 16-31-0 | W2 | 11/26/17 at Ind, W 20-16 |
| Jacksonville Jaguars | 1995 | 13-9-0 | 12-11-0 | 25-20-0 | 0-0 | 1-0 | 1-0 | 13-9-0 | 13-11-0 | 26-20-0 | W1 | 9/17/17 at Jax, W 37-16 |
| Kansas City Chiefs | 1960 | 12-10-0 | 10-17-0 | 22-27-0 | 0-2 | 1-0 | 0-2 | 12-12-0 | 11-17-0 | 23-29-0 | W3 | 1/6/18 at KC, W 22-21 |
| Los Angeles Chargers | 1960 | 11-9-0 | 3-17-1 | 14-26-1 | 1-0 | 2-1 | 3-1 | 12-9-0 | 5-18-1 | 17-27-1 | L1 | 11/6/16 at SD, L 35-43 |
| Los Angeles Rams | 1973 | 3-4-0 | 2-3-0 | 5-7-0 | 0-0 | 0-0 | 0-1* | 3-4-0 | 2-3-0 | 5-8-0* | L1 | 12/24/17 at Ten, L 23-27 |
| Miami Dolphins | 1966 | 8-8-0 | 8-12-0 | 16-20-0 | 0-0 | 1-0 | 1-0 | 8-8-0 | 9-12-0 | 17-20-0 | L1 | 10/8/17 at Mia, L 10-16 |
| Minnesota Vikings | 1974 | 3-2-0 | 1-7-0 | 4-9-0 | 0-0 | 0-0 | 0-0 | 3-2-0 | 1-7-0 | 4-9-0 | L2 | 9/11/16 at Ten, L 16-25 |
| New England Patriots | 1960 | 10-7-0 | 5-16-1 | 15-23-1 | 0-0 | 1-2 | 1-2 | 10-7-0 | 6-18-1 | 16-25-1 | L7 | 1/13/18 at NE, L 14-35 |
| New Orleans Saints | 1971 | 2-3-1 | 6-2-0 | 8-5-1 | 0-0 | 0-0 | 0-0 | 2-3-1 | 6-2-0 | 8-5-1 | W1 | 11/8/15 at NO, W 34-28 (OT) |
| New York Giants | 1973 | 3-3-0 | 2-3-0 | 5-6-0 | 0-0 | 0-0 | 0-0 | 3-3-0 | 2-3-0 | 5-6-0 | L1 | 12/7/14 at Ten, L 7-36 |
| New York Jets | 1960 | 17-6-0 | 6-13-1 | 23-19-1 | 1-0 | 0-0 | 1-0 | 18-7-0 | 6-12-1 | 24-19-1 | L2 | 12/13/15 at NYJ, L 8-30 |
| Oakland Raiders | 1960 | 15-14-0 | 5-12-0 | 20-26-0 | 0-0 | 0-4 | 0-4 | 15-14-0 | 5-16-0 | 20-30-0 | L3 | 9/10/17 at Ten, L 16-26 |
| Philadelphia Eagles | 1972 | 2-3-0 | 2-4-0 | 4-7-0 | 0-0 | 0-0 | 0-0 | 2-3-0 | 2-4-0 | 4-7-0 | L1 | 11/23/14 at Phi, L 24-43 |
| Pittsburgh Steelers | 1970 | 19-18-0 | 12-25-0 | 31-43-0 | 1-1 | 0-2 | 1-3 | 20-19-0 | 12-27-0 | 32-46-0 | L2 | 11/16/17 at Pit, L 17-40 |
| San Francisco 49ers | 1970 | 2-5-0 | 3-4-0 | 5-9-0 | 0-0 | 0-0 | 0-0 | 2-5-0 | 3-4-0 | 5-9-0 | L2 | 12/17/17 at SF, L 23-25 |
| Seattle Seahawks | 1977 | 4-3-0 | 2-7-0 | 6-10-0 | 1-0 | 0-0 | 1-0 | 5-3-0 | 2-7-0 | 7-10-0 | W1 | 9/24/17 at Ten, W 33-27 |
| Tampa Bay Buccaneers | 1976 | 7-0-0 | 2-2-0 | 9-2-0 | 0-0 | 0-0 | 0-0 | 7-0-0 | 2-2-0 | 9-2-0 | W2 | 9/13/15 at TB, W 42-14 |
| Washington Redskins | 1971 | 3-2-0 | 3-4-0 | 6-6-0 | 0-0 | 0-0 | 0-0 | 3-2-0 | 3-4-0 | 6-6-0 | L2 | 10/19/14 at Was, L 17-19 |

* Series vs. Los Angeles includes Super Bowl XXXIV loss in Atlanta, Ga.

Notes: The Cardinals were previously the Phoenix Cardinals (1988-93), St. Louis Cardinals (1960-87) and Chicago Cardinals (1920-59). The Bears were previously the Decatur Staleys (1920) and Chicago Staleys (1921). The Browns did not play from 1996-98 and rejoined league as expansion team in 1999. The Colts were previously the Baltimore Colts (1953-83). The Chiefs were previously the Dallas Texans (1960-62). The Patriots were previously the Boston Patriots (1960-70). The Jets were previously the New York Titans (1960-62). The Raiders (Oakland Raiders from 1960-81 and 1995-present) were previously the Los Angeles Raiders (1982-94). The Rams were previously the Cleveland Rams (1937-42, 1944-45) and the St. Louis Rams (1995-2015).

TEAM-BY-TEAM RESULTS

Oilers/Titans Home Stadium Dates

1960-64: Jeppesen Stadium, Houston
 1965-67: Rice Stadium, Houston
 1968-96: Astrodome, Houston
 1997: Liberty Bowl, Memphis
 1998: Vanderbilt Stadium, Nashville
 1999-Present: Nissan Stadium, Nashville

Abbreviations

AFL Champ - AFL Championship game
 AFL Div - AFL Divisional playoff game
 WC - first round playoff game (Wild Card)
 Div - Divisional playoff game
 Champ - AFC Championship game
 SB - Super Bowl XXXIV



vs. ARIZONA CARDINALS

Regular Season: 4-7 (Home 2-4, Away 2-3) • Playoffs: 0-0

| Date | Site | W/L | Score |
|----------|------|-----|-------|
| 11-1-70 | St.L | L | 0-44 |
| 10-20-74 | Hou | L | 27-31 |
| 10-7-79 | Hou | L | 17-24 |
| 10-27-85 | St.L | W | 20-10 |
| 11-20-88 | Hou | W | 38-20 |
| 12-4-94 | Hou | L | 12-30 |
| 10-26-97 | Ariz | W | 41-14 |
| 10-23-05 | Ariz | L | 10-20 |

| Date | Site | W/L | Score |
|----------|------|-----|----------|
| 11-29-09 | Tenn | W | 20-17 |
| 12-15-13 | Tenn | L | 34-37 OT |
| 12-10-17 | Ariz | L | 7-12 |

Points: Titans 226, Cardinals 259
Longest Win Streak: 2 (1985-88)
Longest Losing Streak: 3 (1970-79)
At Nissan Stadium: 1-1
At Univ. of Phoenix Stadium: 0-1



vs. ATLANTA FALCONS

Regular Season: 7-7 (Home 5-2, Away 2-5) • Playoffs: 0-0

| Date | Site | W/L | Score |
|----------|------|-----|-------|
| 12-3-72 | Atl | L | 10-20 |
| 11-28-76 | Hou | W | 20-14 |
| 9-3-78 | Atl | L | 14-20 |
| 11-29-81 | Hou | L | 27-31 |
| 9-23-84 | Atl | L | 10-42 |
| 10-25-87 | Hou | W | 37-33 |

| Date | Site | W/L | Score |
|----------|------|-----|-------|
| 9-9-90 | Atl | L | 27-47 |
| 12-5-93 | Hou | W | 33-17 |
| 10-13-96 | Atl | W | 23-13 |
| 12-19-99 | Tenn | W | 30-17 |
| 11-23-03 | Atl | W | 38-31 |
| 10-7-07 | Tenn | W | 20-13 |

| Date | Site | W/L | Score |
|----------|------|-----|-------|
| 11-20-11 | Atl | L | 17-23 |
| 10-25-15 | Ten | L | 7-10 |

Points: Titans 313, Falcons 331
Longest Win Streak: 5 (1993-2007)
Longest Losing Streak: 3 (1978-84)
At Nissan Stadium: 2-1
At Georgia Dome: 2-1



vs. BALTIMORE RAVENS

Regular Season: 10-9 (Home 6-4, Away 4-5) • Playoffs: 1-2 (Home 0-2, Away 1-0)

| Date | Site | W/L | Score |
|----------|------|-----|----------|
| 9-15-96 | Hou | W | 29-13 |
| 12-22-96 | Balt | W | 24-21 OT |
| 9-21-97 | Tenn | L | 10-36 |
| 12-14-97 | Balt | L | 19-21 |
| 10-11-98 | Balt | W | 12-8 |
| 12-6-98 | Tenn | W | 16-14 |
| 10-10-99 | Tenn | W | 14-11 |
| 12-5-99 | Balt | L | 14-41 |

| Date | Site | W/L | Score |
|---------------|-------------|----------|--------------------|
| 10-22-00 | Balt | W | 14-6 |
| 11-12-00 | Tenn | L | 23-24 |
| 1-7-01 | Tenn | L | 10-24 (Div) |
| 10-7-01 | Balt | L | 7-26 |
| 11-12-01 | Tenn | L | 10-16 |
| 11-24-02 | Balt | L | 12-13 |
| 1-3-04 | Balt | W | 20-17 (WC) |
| 9-18-05 | Tenn | W | 25-10 |

| Date | Site | W/L | Score |
|----------------|-------------|----------|--------------------|
| 11-12-06 | Tenn | L | 26-27 |
| 10-05-08 | Balt | W | 13-10 |
| 1-10-09 | Tenn | L | 10-13 (Div) |
| 9-18-11 | Tenn | W | 26-13 |
| 11-9-14 | Balt | L | 7-21 |
| 11-5-17 | Tenn | W | 23-20 |

Points: Titans 364, Ravens 405
Longest Win Streak: 3 (1998-99)
Longest Losing Streak: 5 (2000-02)
At Nissan Stadium: 4-5
At M&T Bank Stadium: 4-4
Series Sweeps: Titans (1996, 98); Ravens (1997, 2001)



vs. BUFFALO BILLS

Regular Season: 27-15 (Home 13-7, Away 14-8) • Playoffs: 1-2 (Home 1-0, Away 0-2)

| Date | Site | W/L | Score |
|----------|------|-----|-------|
| 10-30-60 | Buff | L | 24-25 |
| 12-11-60 | Hou | W | 31-23 |
| 10-8-61 | Hou | L | 12-22 |
| 10-29-61 | Buff | W | 28-16 |
| 9-9-62 | Buff | W | 28-23 |
| 10-7-62 | Hou | W | 17-14 |
| 9-28-63 | Buff | W | 31-20 |
| 10-20-63 | Hou | W | 28-14 |
| 10-11-64 | Hou | L | 17-48 |
| 11-1-64 | Buff | L | 10-24 |
| 10-31-65 | Buff | W | 19-17 |
| 12-5-65 | Hou | L | 18-29 |
| 9-25-66 | Buff | L | 20-27 |
| 11-20-66 | Hou | L | 20-42 |

| Date | Site | W/L | Score |
|----------|------|-----|-------|
| 9-17-67 | Buff | W | 20-3 |
| 10-29-67 | Hou | W | 10-3 |
| 10-27-68 | Buff | W | 30-7 |
| 12-7-68 | Hou | W | 35-6 |
| 9-21-69 | Buff | W | 17-3 |
| 10-5-69 | Hou | W | 28-14 |
| 12-12-71 | Buff | W | 20-14 |
| 11-10-74 | Buff | W | 21-9 |
| 9-19-76 | Buff | W | 13-3 |
| 10-15-78 | Hou | W | 17-10 |
| 9-25-83 | Buff | L | 13-30 |
| 11-10-85 | Buff | L | 0-20 |
| 12-21-86 | Hou | W | 16-7 |
| 9-20-87 | Buff | L | 30-34 |

| Date | Site | W/L | Score |
|---------------|-------------|----------|----------------------|
| 1-1-89 | Buff | L | 10-17 (Div) |
| 9-24-89 | Hou | L | 41-47 OT |
| 11-26-90 | Hou | W | 27-24 |
| 12-27-92 | Hou | W | 27-3 |
| 1-3-93 | Buff | L | 38-41 OT (WC) |
| 10-11-93 | Buff | L | 7-35 |
| 9-18-94 | Hou | L | 7-15 |
| 12-24-95 | Buff | W | 28-17 |
| 11-23-97 | Tenn | W | 31-14 |
| 1-8-00 | Tenn | W | 22-16 (WC) |
| 9-3-00 | Buff | L | 13-16 |
| 12-14-03 | Tenn | W | 28-26 |
| 12-24-06 | Buff | W | 30-29 |
| 11-15-09 | Tenn | W | 41-17 |

Points: Titans 981, Bills 875
Longest Win Streak: 10 (1967-78)
Longest Losing Streak: 3 (last 1993-94)
At Nissan Stadium: 3-0 overall (1-0 post)
At Ralph Wilson Stadium: 6-7 overall (0-2 postseason)
Series Sweeps: Titans (1962, 63, 67, 68, 69); Bills (1964, 66)



vs. CAROLINA PANTHERS

Regular Season: 3-2 (Home 1-2, Away 2-0) • Playoffs: 0-0

| Date | Site | W/L | Score |
|----------|------|-----|-------|
| 11-24-96 | Hou | L | 6-31 |
| 10-19-03 | Car | W | 37-17 |
| 11-4-07 | Tenn | W | 20-7 |
| 11-13-11 | Car | W | 30-3 |

| Date | Site | W/L | Score |
|----------|------|-----|-------|
| 11-15-15 | Tenn | L | 10-27 |

Total Points: Titans 103, Panthers 85
Longest Win Streak: 3 (2003-11)
Longest Losing Streak: 1 (twice, last 2015)
At Nissan Stadium: 1-1

At Bank of America Stadium: 2-0



vs. CHICAGO BEARS

Regular Season: 6-6 (Home 2-4, Away 4-2) • Playoffs: 0-0

| Date | Site | W/L | Score |
|----------|------|-----|-------|
| 10-28-73 | Chi | L | 14-35 |
| 11-6-77 | Hou | W | 47-0 |
| 11-16-80 | Chi | W | 10-6 |
| 10-12-86 | Hou | L | 7-20 |
| 10-15-89 | Chi | W | 33-28 |

| Date | Site | W/L | Score |
|----------|------|-----|----------|
| 12-7-92 | Hou | W | 24-7 |
| 10-22-95 | Chi | L | 32-35 |
| 10-25-98 | Tenn | L | 20-23 |
| 11-14-04 | Tenn | L | 17-19 OT |
| 11-9-08 | Chi | W | 21-14 |

| Date | Site | W/L | Score |
|----------|------|-----|-------|
| 11-4-12 | Tenn | L | 20-51 |
| 11-27-16 | Chi | W | 27-21 |

Total Points: Titans 272, Bears 249
Longest Win Streak: 2 (last 1989-92)
Longest Losing Streak: 3 (1995-04)
At Nissan Stadium: 0-2
At Soldier Field: 4-2



vs. CINCINNATI BENGALS

Regular Season: 40-33-1 (Home 23-13-1, Away 17-20) • Playoffs: 0-1 (Home 0-0, Away 0-1)

| Date | Site | W/L | Score |
|----------|------|-----|----------|
| 11-3-68 | Cin | W | 27-17 |
| 11-9-69 | Hou | T | 31-31 |
| 10-4-70 | Cin | W | 20-13 |
| 12-13-70 | Hou | L | 20-30 |
| 10-31-71 | Hou | W | 10-6 |
| 11-21-71 | Cin | L | 13-28 |
| 10-29-72 | Cin | L | 7-30 |
| 12-17-72 | Hou | L | 17-61 |
| 9-23-73 | Cin | L | 10-24 |
| 12-16-73 | Hou | L | 24-27 |
| 10-27-74 | Cin | W | 21-34 |
| 11-17-74 | Hou | W | 20-3 |
| 10-5-75 | Hou | L | 19-21 |
| 11-30-75 | Cin | L | 19-23 |
| 10-24-76 | Hou | L | 7-27 |
| 11-14-76 | Cin | L | 27-31 |
| 10-30-77 | Cin | L | 10-13 OT |
| 12-18-77 | Hou | W | 21-16 |
| 10-29-78 | Cin | L | 13-28 |
| 11-26-78 | Hou | W | 17-10 |
| 9-23-79 | Cin | W | 30-27 OT |
| 11-18-79 | Hou | W | 42-21 |

| Date | Site | W/L | Score |
|----------|------|-----|-------|
| 9-28-80 | Cin | W | 13-10 |
| 10-26-80 | Hou | W | 23-3 |
| 10-4-81 | Hou | W | 17-10 |
| 11-1-81 | Cin | L | 21-34 |
| 9-12-82 | Cin | L | 6-27 |
| 1-2-83 | Hou | L | 27-35 |
| 11-6-83 | Hou | L | 14-55 |
| 11-20-83 | Cin | L | 10-38 |
| 10-7-84 | Cin | L | 3-13 |
| 10-28-84 | Hou | L | 13-31 |
| 10-20-85 | Hou | W | 27-44 |
| 12-1-85 | Cin | L | 27-45 |
| 10-19-86 | Cin | L | 28-31 |
| 11-9-86 | Hou | W | 32-28 |
| 11-1-87 | Cin | W | 31-29 |
| 12-27-87 | Hou | W | 21-17 |
| 10-23-88 | Cin | L | 21-44 |
| 12-11-88 | Hou | W | 41-6 |
| 11-13-89 | Hou | W | 26-24 |
| 12-17-89 | Cin | L | 7-61 |
| 10-14-90 | Hou | W | 48-17 |
| 12-23-90 | Cin | L | 20-40 |

| Date | Site | W/L | Score |
|---------------|------------|----------|-------------------|
| 1-6-91 | Cin | L | 14-41 (WC) |
| 9-8-91 | Cin | W | 30-7 |
| 10-27-91 | Hou | W | 35-3 |
| 10-11-92 | Cin | W | 38-24 |
| 10-25-92 | Hou | W | 26-10 |
| 10-24-93 | Hou | W | 28-12 |
| 11-14-93 | Cin | W | 38-3 |
| 9-25-94 | Hou | W | 20-13 |
| 11-13-94 | Cin | L | 31-34 |
| 9-24-95 | Cin | W | 38-28 |
| 11-12-95 | Hou | L | 25-32 |
| 10-6-96 | Cin | W | 30-27 OT |
| 12-15-96 | Hou | L | 13-21 |
| 10-12-97 | Tenn | W | 30-7 |
| 12-4-97 | Cin | L | 14-41 |
| 9-6-98 | Cin | W | 23-14 |
| 10-18-98 | Tenn | W | 44-14 |
| 9-12-99 | Tenn | W | 36-35 |
| 11-14-99 | Cin | W | 24-14 |
| 10-8-00 | Cin | W | 23-14 |
| 12-10-00 | Tenn | W | 35-3 |
| 11-18-01 | Cin | W | 20-7 |

| Date | Site | W/L | Score |
|----------|------|-----|-------|
| 1-6-02 | Tenn | L | 21-23 |
| 10-27-02 | Cin | W | 30-24 |
| 10-31-04 | Tenn | W | 27-20 |
| 10-16-05 | Tenn | L | 23-31 |
| 11-25-07 | Cin | L | 6-35 |
| 9-14-08 | Cin | W | 24-7 |
| 11-6-11 | Tenn | L | 17-24 |
| 9-21-14 | Cin | L | 7-33 |
| 11-12-17 | Tenn | W | 24-20 |

Total Points: Titans 1,725, Bengals 1,754
Longest Win Streak: 7 (last 1998-01)
Longest Losing Streak: 7 (1981-84)
At Nissan Stadium: 4-3
At Paul Brown Stadium: 4-2
Series Sweeps: Titans (1974, 79, 80, 87, 91, 92, 93, 98, 99, 00); Bengals (1972, 73, 75, 76, 82, 83, 84)



vs. CLEVELAND BROWNS

Regular Season: 30-35 (Home 14-19, Away 16-16) • Playoffs: 1-0 (Home 0-0, Away 1-0)

| Date | Site | W/L | Score |
|----------|------|-----|-------|
| 11-22-70 | Clev | L | 14-28 |
| 12-7-70 | Hou | L | 10-21 |
| 9-19-71 | Clev | L | 0-31 |
| 11-28-71 | Hou | L | 24-27 |
| 10-22-72 | Hou | L | 17-23 |
| 11-5-72 | Clev | L | 0-20 |
| 10-21-73 | Clev | L | 13-42 |
| 11-11-73 | Hou | L | 13-23 |
| 9-22-74 | Clev | L | 7-20 |
| 12-15-74 | Hou | W | 24-28 |
| 10-12-75 | Clev | W | 10-40 |
| 12-21-75 | Hou | W | 10-21 |
| 11-7-76 | Hou | L | 7-21 |
| 12-5-76 | Clev | L | 10-13 |
| 10-16-77 | Hou | L | 23-24 |
| 12-11-77 | Clev | W | 15-19 |
| 10-1-78 | Clev | W | 13-16 |
| 11-5-78 | Hou | W | 10-14 |
| 9-30-79 | Hou | W | 31-10 |

| Date | Site | W/L | Score |
|-----------------|-------------|----------|-------------------|
| 12-2-79 | Clev | L | 7-14 |
| 9-15-80 | Clev | W | 7-16 |
| 11-30-80 | Hou | L | 14-17 |
| 9-13-81 | Clev | W | 9-3 |
| 12-3-81 | Hou | W | 17-13 |
| 12-26-82 | Hou | L | 14-20 |
| 10-30-83 | Clev | L | 19-25 OT |
| 12-11-83 | Hou | W | 27-34 |
| 11-25-84 | Clev | L | 10-27 |
| 12-16-84 | Hou | L | 20-27 |
| 10-13-85 | Hou | L | 6-21 |
| 12-15-85 | Clev | L | 21-28 |
| 9-14-86 | Hou | L | 20-23 |
| 11-30-86 | Clev | L | 10-13 OT |
| 10-11-87 | Clev | W | 15-10 |
| 11-22-87 | Hou | L | 7-40 |
| 11-7-88 | Hou | W | 24-17 |
| 12-18-88 | Clev | L | 23-28 |
| 12-24-88 | Clev | W | 24-23 (WC) |

| Date | Site | W/L | Score |
|----------|------|-----|-------|
| 10-29-89 | Clev | L | 17-28 |
| 12-23-89 | Hou | L | 20-24 |
| 11-18-90 | Clev | W | 35-23 |
| 12-9-90 | Hou | W | 58-14 |
| 11-17-91 | Hou | W | 28-24 |
| 12-15-91 | Clev | W | 17-14 |
| 11-8-92 | Hou | L | 14-24 |
| 12-20-92 | Clev | W | 17-14 |
| 11-21-93 | Clev | W | 27-20 |
| 12-12-93 | Hou | W | 19-17 |
| 10-13-94 | Hou | L | 8-11 |
| 11-27-94 | Clev | L | 10-34 |
| 9-17-95 | Hou | L | 7-14 |
| 11-5-95 | Clev | W | 37-10 |
| 9-19-99 | Tenn | W | 26-9 |
| 11-28-99 | Clev | W | 33-21 |
| 11-19-00 | Tenn | W | 24-10 |
| 12-17-00 | Clev | W | 24-0 |
| 12-2-01 | Clev | W | 31-15 |

| Date | Site | W/L | Score |
|----------|------|-----|----------|
| 12-30-01 | Tenn | L | 38-41 |
| 9-22-02 | Tenn | L | 28-31 OT |
| 11-6-05 | Clev | L | 14-20 |
| 12-7-08 | Tenn | W | 28-9 |
| 10-2-11 | Clev | W | 31-13 |
| 10-5-14 | Tenn | L | 28-29 |
| 9-20-15 | Clev | L | 14-28 |
| 10-16-16 | Tenn | W | 28-26 |
| 10-22-17 | Clev | W | 12-9 |

Total Points: Titans 1,290, Browns 1,310
Longest Win Streak: 6 (1995-01)
Longest Losing Streak: 9 (1970-74)
At Nissan Stadium: 4-3
At FirstEnergy Stadium: 5-2
Series Sweeps: Titans (1975, 78, 81, 90, 91, 93, 99, 00); Browns (1970, 71, 72, 73, 76, 84, 85, 86, 89, 94)



vs. DALLAS COWBOYS

Regular Season: 6-8 (Home 2-5, Away 4-3) • Playoffs: 0-0

| Date | Site | W/L | Score |
|----------|------|-----|----------|
| 12-20-70 | Dal | L | 10-52 |
| 11-24-74 | Hou | L | 0-10 |
| 11-22-79 | Dal | W | 30-24 |
| 12-13-82 | Hou | L | 7-37 |
| 9-29-85 | Hou | L | 10-17 |
| 11-24-88 | Dal | W | 25-17 |
| 11-10-91 | Hou | W | 26-23 OT |

| Date | Site | W/L | Score |
|----------|------|-----|-------|
| 9-11-94 | Dal | L | 17-20 |
| 11-27-97 | Dal | W | 27-14 |
| 12-25-00 | Tenn | W | 31-0 |
| 9-15-02 | Dal | L | 13-21 |
| 10-1-06 | Tenn | L | 14-45 |
| 10-10-10 | Dal | W | 34-27 |
| 9-14-14 | Tenn | L | 10-26 |

Total Points: Titans 254, Cowboys 333
Longest Win Streak: 2 (last 1997-00)
Longest Losing Streak: 2 (last 2002-06)
At Nissan Stadium: 1-1
At Cowboys Stadium: 1-0



vs. DENVER BRONCOS

Regular Season: 22-15-1 (Home 15-6, Away 7-9-1) • Playoffs: 1-2 (Home 1-0, Away 0-2)

| Date | Site | W/L | Score | Date | Site | W/L | Score | Date | Site | W/L | Score | Date | Site | W/L | Score |
|----------|------|-----|-------|-----------------|------------|----------|------------------|----------------|------------|----------|--------------------|---|------|-----|-------|
| 11-6-60 | Den | W | 45-25 | 10-2-66 | Den | L | 38-40 | 11-2-80 | Den | W | 20-16 | 12-8-13 | Den | L | 28-51 |
| 11-20-60 | Hou | W | 20-10 | 10-1-67 | Hou | W | 10-6 | 10-9-83 | Hou | L | 14-26 | 12-11-16 | Ten | W | 13-10 |
| 11-5-61 | Den | W | 55-13 | 11-12-67 | Den | W | 20-18 | 10-6-85 | Den | L | 20-31 | Total Points: Titans 1,040, Broncos 917 | | | |
| 11-26-61 | Hou | W | 45-14 | 11-17-68 | Hou | W | 38-17 | 10-4-87 | Den | W | 40-10 | Longest Win Streak: 5 (1962-65) | | | |
| 10-21-62 | Den | L | 10-20 | 10-26-69 | Hou | W | 24-21 | 1-10-87 | Den | L | 10-34 (Div) | Longest Losing Streak: 3 (1972-74, 2004-10) | | | |
| 12-2-62 | Hou | W | 34-17 | 11-16-69 | Den | T | 20-20 | 10-6-91 | Hou | W | 42-14 | At Nissan Stadium: 2-2 | | | |
| 9-14-63 | Hou | W | 14-20 | 11-29-70 | Hou | W | 31-21 | 1-4-92 | Den | L | 24-26 (Div) | At Invesco Field: 0-2 | | | |
| 10-13-63 | Den | W | 33-24 | 9-17-72 | Den | L | 17-30 | 10-18-92 | Den | L | 21-27 | Series Sweeps: Titans (1960, 61, 63, 64, 67, 68); Broncos (1965) | | | |
| 9-27-64 | Den | W | 38-17 | 10-14-73 | Hou | L | 20-48 | 11-26-95 | Hou | W | 42-33 | | | | |
| 12-20-64 | Hou | W | 34-15 | 12-8-74 | Den | L | 14-38 | 12-25-04 | Tenn | L | 16-37 | | | | |
| 10-17-65 | Den | L | 17-28 | 10-10-76 | Hou | W | 17-3 | 11-19-07 | Den | L | 20-34 | | | | |
| 11-14-65 | Hou | L | 21-31 | 12-4-77 | Hou | L | 14-24 | 10-3-10 | Tenn | L | 20-26 | | | | |
| 9-3-66 | Hou | W | 45-7 | 12-23-79 | Hou | W | 13-7 (WC) | 9-25-11 | Tenn | W | 17-14 | | | | |



vs. DETROIT LIONS

Regular Season: 9-3 (Home 5-2, Away 4-1) • Playoffs: 0-0

| Date | Site | W/L | Score | Date | Site | W/L | Score | Total Points: Titans 305, Lions 265 | | | | | | | |
|----------|------|-----|-------|----------|------|-----|----------|---|--|--|--|--|--|--|--|
| 10-17-71 | Hou | L | 7-31 | 12-10-95 | Hou | L | 17-24 | Longest Win Streak: 5 (2001-16) | | | | | | | |
| 10-26-75 | Hou | W | 24-8 | 10-21-01 | Det | W | 27-24 | Longest Losing Streak: 1 (last 1995) | | | | | | | |
| 11-13-83 | Hou | W | 27-17 | 1-2-05 | Tenn | W | 24-19 | At Nissan Stadium: 2-0 | | | | | | | |
| 10-5-86 | Det | L | 13-24 | 11-27-08 | Det | W | 47-10 | At Ford Field: 2-0 | | | | | | | |
| 11-5-89 | Hou | W | 35-31 | 9-23-12 | Tenn | W | 44-41 OT | | | | | | | | |
| 11-26-92 | Det | W | 24-21 | 9-18-16 | Det | W | 16-15 | | | | | | | | |



vs. GREEN BAY PACKERS

Regular Season: 7-5 (Home 3-3, Away 4-2) • Playoffs: 0-0

| Date | Site | W/L | Score | Date | Site | W/L | Score | <div>Total Points: Titans 300, Packers 269</div> <div>Longest Win Streak: 3 (last 2001-08)</div> <div>Longest Losing Streak: 2 (1992-98)</div> <div>At Nissan Stadium: 3-0</div> <div>At Lambeau Field: 4-2</div> |
|----------|------|-----|----------|----------|------|-----|----------|---|
| 11-19-72 | Hou | L | 10-23 | 12-20-98 | GB | L | 22-30 | |
| 9-25-77 | GB | W | 16-10 | 12-16-01 | Tenn | W | 26-20 | |
| 12-14-80 | GB | W | 22-3 | 10-11-04 | GB | W | 48-27 | |
| 9-4-83 | Hou | L | 38-41 OT | 11-02-08 | Tenn | W | 19-16 OT | |
| 9-7-86 | GB | W | 31-3 | 12-23-12 | GB | L | 7-55 | |
| 12-13-92 | Hou | L | 14-16 | 11-13-16 | Tenn | W | 47-25 | |



vs. HOUSTON TEXANS

Regular Season: 17-15 (Home 10-6, Away 7-9) • Playoffs: 0-0

| Date | Site | W/L | Score | Date | Site | W/L | Score | Date | Site | W/L | Score | Date | Site | W/L | Score |
|----------|------|-----|----------|----------|------|-----|-------|----------|------|-----|----------|--|------|-----|-------|
| 11-10-02 | Tenn | W | 17-10 | 10-21-07 | Hou | W | 38-36 | 9-30-12 | Hou | L | 14-38 | 10-1-17 | Hou | L | 14-57 |
| 12-29-02 | Hou | W | 13-3 | 12-2-07 | Tenn | W | 28-20 | 12-2-12 | Tenn | L | 10-24 | 12-3-17 | Tenn | W | 24-13 |
| 10-12-03 | Tenn | W | 38-17 | 9-21-08 | Tenn | W | 31-12 | 9-15-13 | Hou | L | 24-30 OT | Total Points: Titans 643, Texans 754 | | | |
| 12-21-03 | Hou | W | 27-24 | 12-14-08 | Hou | L | 12-13 | 12-29-13 | Tenn | W | 16-10 | Longest Win Streak: 7 (2005-08) | | | |
| 10-17-04 | Tenn | L | 10-20 | 9-20-09 | Tenn | L | 31-34 | 10-26-14 | Tenn | L | 16-30 | Longest Losing Streak: 5 (2014-16) | | | |
| 11-28-04 | Hou | L | 21-31 | 11-23-09 | Hou | W | 20-17 | 11-30-14 | Hou | L | 21-45 | At Nissan Stadium: 10-6 | | | |
| 10-9-05 | Hou | W | 34-20 | 11-28-10 | Hou | L | 0-20 | 11-1-15 | Hou | L | 6-20 | At NRG Stadium: 7-9 | | | |
| 12-11-05 | Tenn | W | 13-10 | 12-19-10 | Tenn | W | 31-17 | 12-27-15 | Tenn | L | 6-34 | Series Sweeps: Titans (2002, 03, 05, 06, 07); Texans (2004, 12, 14, 15) | | | |
| 10-29-06 | Tenn | W | 28-22 | 10-23-11 | Tenn | L | 7-41 | 10-2-16 | Hou | L | 20-27 | | | | |
| 12-10-06 | Hou | W | 26-20 OT | 1-1-12 | Hou | W | 23-22 | 1-1-17 | Tenn | W | 24-17 | | | | |



vs. INDIANAPOLIS COLTS

Regular Season: 15-31 (Home 8-13, Away 7-18) • Playoffs: 1-0 (Home 0-0, Away 1-0)

| Date | Site | W/L | Score | Date | Site | W/L | Score | Date | Site | W/L | Score | Date | Site | W/L | Score |
|----------------|------------|----------|--------------------|----------|------|-----|-------|----------|------|-----|----------|---|------|-----|-------|
| 10-11-70 | Hou | L | 20-24 | 11-3-02 | Ind | W | 23-15 | 12-06-09 | Ind | L | 17-27 | 10-16-17 | Tenn | W | 36-22 |
| 11-4-73 | Balt | W | 31-27 | 12-8-02 | Tenn | W | 27-17 | 12-9-10 | Tenn | L | 28-30 | 11-26-17 | Ind | W | 20-16 |
| 11-1-76 | Balt | L | 14-38 | 9-14-03 | Ind | L | 7-33 | 1-2-11 | Ind | L | 20-23 | Total Points: Titans 932, Colts 1,297 | | | |
| 10-14-79 | Balt | W | 28-16 | 12-7-03 | Tenn | L | 27-29 | 10-30-11 | Tenn | W | 27-10 | Longest Win Streak: 3 (last 1999-02) | | | |
| 9-21-80 | Hou | W | 21-16 | 9-19-04 | Tenn | L | 17-31 | 12-18-11 | Ind | L | 13-27 | Longest Losing Streak: 11 (2011-16) | | | |
| 12-18-83 | Balt | L | 10-20 | 12-5-04 | Ind | L | 24-51 | 10-28-12 | Tenn | L | 13-19 OT | At Nissan Stadium: 5-11 | | | |
| 9-9-84 | Hou | L | 21-35 | 10-2-05 | Tenn | L | 10-31 | 12-9-12 | Ind | L | 23-27 | At RCA Dome: 5-8 | | | |
| 12-22-85 | Ind | L | 16-34 | 12-4-05 | Ind | L | 3-35 | 11-14-13 | Tenn | L | 27-30 | At Lucas Oil Stadium: 1-9 | | | |
| 11-23-86 | Hou | W | 31-17 | 10-8-06 | Ind | L | 13-14 | 12-1-13 | Ind | L | 14-22 | Series Sweeps: Titans (2002, 17); Colts (2003, 04, 05, 09, 10, 12, 13, 14, 15, 16) | | | |
| 11-29-87 | Ind | L | 27-51 | 12-3-06 | Tenn | W | 20-17 | 9-28-14 | Ind | L | 17-41 | | | | |
| 9-4-88 | Ind | W | 17-14 OT | 9-16-07 | Tenn | L | 20-22 | 12-28-14 | Tenn | L | 10-27 | | | | |
| 9-23-90 | Hou | W | 24-10 | 12-30-07 | Ind | W | 16-10 | 9-27-15 | Tenn | L | 33-35 | | | | |
| 9-13-92 | Ind | W | 20-10 | 10-27-08 | Tenn | W | 31-21 | 1-3-16 | Ind | L | 24-30 | | | | |
| 9-4-94 | Ind | L | 21-45 | 12-28-08 | Ind | L | 0-23 | 10-23-16 | Tenn | L | 26-34 | | | | |
| 1-16-00 | Ind | W | 19-16 (Div) | 10-11-09 | Tenn | L | 9-31 | 11-20-16 | Ind | L | 17-24 | | | | |

**vs. JACKSONVILLE JAGUARS**

Regular Season: 26-20 (Home 14-9, Away 12-11) • Playoffs: 1-0 (Home 0-0, Away 1-0)

| Date | Site | W/L | Score |
|----------------|------------|----------|----------------------|
| 9-3-95 | Jax | W | 10-3 |
| 10-1-95 | Hou | L | 17-16 |
| 9-8-96 | Jax | W | 34-27 |
| 12-8-96 | Hou | L | 17-23 |
| 11-2-97 | Tenn | L | 24-30 |
| 11-16-97 | Jax | L | 9-17 |
| 9-27-98 | Tenn | L | 22-27 |
| 12-13-98 | Jax | W | 16-13 |
| 9-26-99 | Jax | W | 20-19 |
| 12-26-99 | Tenn | W | 41-14 |
| 1-23-00 | Jax | W | 33-14 (Champ) |
| 10-16-00 | Tenn | W | 27-13 |
| 11-26-00 | Jax | L | 13-16 |
| 9-23-01 | Jax | L | 6-13 |

| Date | Site | W/L | Score |
|----------|------|-----|-------|
| 11-4-01 | Tenn | W | 28-24 |
| 10-13-02 | Tenn | W | 23-14 |
| 12-22-02 | Jax | W | 28-10 |
| 10-28-03 | Jax | W | 30-17 |
| 11-16-03 | Tenn | W | 10-3 |
| 9-26-04 | Tenn | L | 15-12 |
| 11-21-04 | Jax | W | 18-15 |
| 11-20-05 | Tenn | L | 28-31 |
| 1-1-06 | Jax | L | 13-40 |
| 11-5-06 | Jax | L | 7-37 |
| 12-17-06 | Tenn | W | 24-17 |
| 9-9-07 | Jax | W | 13-10 |
| 11-11-07 | Tenn | L | 13-28 |
| 9-7-08 | Tenn | W | 17-10 |

| Date | Site | W/L | Score |
|----------|------|-----|-------|
| 11-16-08 | Jax | W | 24-14 |
| 10-4-09 | Jax | L | 17-37 |
| 11-1-09 | Tenn | W | 30-13 |
| 10-18-10 | Jax | W | 30-3 |
| 12-5-10 | Tenn | L | 6-17 |
| 9-11-11 | Jax | L | 14-16 |
| 12-24-11 | Tenn | W | 23-17 |
| 11-25-12 | Jax | L | 19-24 |
| 12-30-12 | Tenn | W | 38-20 |
| 11-10-13 | Tenn | L | 27-29 |
| 12-22-13 | Jax | W | 20-16 |
| 10-12-14 | Tenn | W | 16-14 |
| 12-18-14 | Jax | L | 13-21 |
| 11-19-15 | Jax | L | 13-19 |

| Date | Site | W/L | Score |
|----------|------|-----|-------|
| 12-6-15 | Tenn | W | 42-39 |
| 10-27-16 | Tenn | W | 36-22 |
| 12-24-16 | Jax | L | 17-38 |
| 9-17-17 | Jax | W | 37-16 |
| 12-31-17 | Tenn | W | 15-10 |

Total Points: Titans 989, Jaguars 902
Longest Win Streak: 5 (last 2001-03)
Longest Losing Streak: 4 (1996-98)
At Nissan Stadium: 14-5
At EverBank Field: 13-11
Series Sweeps: Titans (1999, 02, 08, 17); Jaguars (1997, 05)

**vs. KANSAS CITY CHIEFS**

Regular Season: 22-27 (Home 12-10, Away 10-17) • Playoffs: 1-2 (Home 0-2, Away 1-0)

| Date | Site | W/L | Score |
|-----------------|------------|----------|--------------------------|
| 10-16-60 | Hou | W | 20-10 |
| 12-04-60 | Dal | L | 0-24 |
| 10-01-61 | Dal | L | 21-26 |
| 10-22-61 | Hou | W | 38-7 |
| 10-28-62 | Hou | L | 7-31 |
| 11-04-62 | Dal | W | 14-6 |
| 12-23-62 | Hou | L | 17-20 (AFL Champ) |
| 10-06-63 | KC | L | 7-28 |
| 10-27-63 | Hou | W | 28-7 |
| 10-04-64 | KC | L | 7-28 |
| 11-22-64 | Hou | L | 19-28 |
| 10-24-65 | Hou | W | 38-36 |
| 11-28-65 | KC | L | 21-52 |
| 10-30-66 | KC | L | 23-48 |

| Date | Site | W/L | Score |
|----------|------|-----|-------|
| 9-09-67 | Hou | L | 20-25 |
| 10-22-67 | KC | W | 24-19 |
| 9-09-68 | Hou | L | 21-26 |
| 11-28-68 | KC | L | 10-24 |
| 10-12-69 | KC | L | 0-24 |
| 11-08-70 | KC | L | 9-24 |
| 9-26-71 | Hou | L | 16-20 |
| 11-18-73 | KC | L | 14-38 |
| 9-29-74 | Hou | L | 7-17 |
| 11-02-75 | KC | W | 17-13 |
| 11-27-77 | Hou | W | 34-20 |
| 9-10-78 | KC | W | 20-17 |
| 9-16-79 | Hou | W | 20-6 |
| 10-12-80 | KC | L | 20-21 |
| 11-15-81 | KC | L | 10-23 |

| Date | Site | W/L | Score |
|----------------|------------|----------|--------------------|
| 10-23-83 | Hou | L | 10-13 |
| 11-11-84 | KC | W | 17-16 |
| 11-03-85 | Hou | W | 23-20 |
| 9-21-86 | KC | L | 13-27 |
| 10-09-88 | Hou | W | 7-6 |
| 11-26-89 | KC | L | 0-34 |
| 12-16-90 | KC | W | 27-10 |
| 9-16-91 | Hou | W | 17-7 |
| 9-20-92 | Hou | W | 23-20 |
| 9-12-93 | Hou | W | 30-0 |
| 1-16-94 | Hou | L | 20-28 (Div) |
| 12-18-94 | KC | L | 9-31 |
| 11-19-95 | KC | L | 13-20 |
| 9-01-96 | Hou | L | 19-20 |
| 9-10-00 | Ten | W | 17-14 |

| Date | Site | W/L | Score |
|----------|------|-----|------------|
| 12-13-04 | Ten | L | 38-49 |
| 12-16-07 | KC | W | 26-17 |
| 10-19-08 | KC | W | 34-10 |
| 12-26-10 | KC | L | 14-34 |
| 10-6-13 | Tenn | L | 17-26 |
| 9-7-14 | KC | W | 26-10 |
| 12-18-16 | KC | W | 19-17 |
| 1-6-18 | KC | W | 22-21 (WC) |

Total Points: Titans 943, Chiefs 1,118
Longest Win Streak: 4 (last 1990-93)
Longest Losing Streak: 7 (1968-74)
At Nissan Stadium: 1-2
At Arrowhead Stadium: 9-8

**vs. LOS ANGELES CHARGERS**

Regular Season: 14-26-1 (Home 11-9, Away 3-17-1) • Playoffs: 3-1 (Home 1-0, Away 2-1)

| Date | Site | W/L | Score |
|-----------------|------------|----------|--------------------------|
| 9-18-60 | Hou | W | 38-28 |
| 11-13-60 | LA | L | 21-24 |
| 1-1-61 | Hou | W | 24-16 (AFL Champ) |
| 9-24-61 | SD | L | 24-34 |
| 12-3-61 | Hou | W | 33-13 |
| 12-24-61 | SD | W | 17-14 (AFL Champ) |
| 9-23-62 | SD | W | 42-17 |
| 11-25-62 | Hou | W | 33-27 |
| 12-1-63 | SD | L | 0-27 |
| 12-15-63 | Hou | L | 14-20 |
| 9-12-64 | SD | L | 21-27 |
| 10-25-64 | Hou | L | 17-20 |
| 10-3-65 | SD | L | 14-31 |

| Date | Site | W/L | Score |
|-----------------|-----------|----------|--------------------|
| 12-12-65 | Hou | L | 26-37 |
| 12-4-66 | Hou | L | 22-28 |
| 9-24-67 | SD | L | 3-13 |
| 12-16-67 | Hou | W | 17-24 |
| 9-21-68 | SD | L | 14-30 |
| 11-27-69 | Hou | L | 17-21 |
| 10-25-70 | SD | T | 31-31 |
| 12-19-71 | Hou | W | 49-33 |
| 11-26-72 | SD | L | 20-34 |
| 9-15-74 | Hou | W | 21-14 |
| 9-28-75 | Hou | W | 33-17 |
| 10-17-76 | SD | L | 27-30 |
| 12-17-78 | Hou | L | 24-45 |
| 12-29-79 | SD | W | 17-14 (Div) |
| 9-16-84 | SD | L | 14-31 |

| Date | Site | W/L | Score |
|---------------|-----------|----------|------------------|
| 11-24-85 | Hou | W | 37-35 |
| 12-7-86 | SD | L | 0-27 |
| 12-6-87 | Hou | W | 33-18 |
| 9-17-89 | SD | W | 34-27 |
| 9-30-90 | SD | W | 17-7 |
| 9-27-92 | Hou | W | 27-0 |
| 9-19-93 | SD | L | 17-18 |
| 9-13-98 | Tenn | L | 7-13 |
| 10-3-04 | SD | L | 17-38 |
| 9-17-06 | SD | L | 7-40 |
| 12-9-07 | Tenn | L | 17-23 OT |
| 1-6-08 | SD | L | 6-17 (WC) |
| 12-25-09 | Tenn | L | 17-42 |
| 10-31-10 | SD | L | 25-33 |
| 9-16-12 | SD | L | 10-38 |

| Date | Site | W/L | Score |
|---------|------|-----|-------|
| 9-22-13 | Tenn | W | 20-17 |
| 11-6-16 | SD | L | 35-43 |

Total Points: Titans 959, Chargers 1,118
Longest Win Streak: 4 (1961-62, 1987-92)
Longest Losing Streak: 9 (1993-2012)
At Nissan Stadium: 1-2
At Qualcomm Stadium: 3-13-1
Series Sweeps: Titans (1962); Chargers (1963, 64, 65)

**vs. LOS ANGELES RAMS**

Regular Season: 5-7 (Home 3-4, Away 2-3) • Playoffs: 0-1 (Neutral Site 0-1)

| Date | Site | W/L | Score |
|---------|------|-----|-------|
| 10-7-73 | Hou | L | 26-31 |
| 9-24-78 | Hou | L | 6-10 |
| 9-6-81 | LA | W | 27-20 |
| 12-9-84 | LA | L | 16-27 |
| 9-13-87 | Hou | W | 20-16 |
| 11-4-90 | LA | L | 13-17 |
| 9-26-93 | Hou | L | 28-13 |

| Date | Site | W/L | Score |
|----------------|------------|----------|----------------------|
| 9-26-93 | Hou | L | 28-13 |
| 10-31-99 | Tenn | W | 24-21 |
| 1-30-00 | Atl | L | 16-23 (SB 34) |
| 9-25-05 | St.L | L | 27-31 |
| 12-13-09 | Tenn | W | 47-7 |
| 11-3-13 | StL | W | 28-21 |
| 12-24-17 | Tenn | L | 27-23 |

Total Points: Titans 286, Rams 279
Longest Win Streak: 2 (2009-13)
Longest Losing Streak: 2 (last 2000-05)
At Nissan Stadium: 2-1
At Edward Jones Dome: 1-1



Regular Season: 16-20 (Home 8-8, Away 8-12) • Playoffs: 1-0 (Home 0-0, Away 1-0)

| Date | Site | W/L | Score | Date | Site | W/L | Score | Date | Site | W/L | Score | Date | Site | W/L | Score |
|----------|------|-----|-------|----------|------|-----|-----------|----------|------|-----|----------|--|------|-----|-------|
| 10-23-66 | Hou | L | 13-20 | 11-20-78 | Hou | W | 35-30 | 9-7-97 | Mia | L | 13-16 OT | 10-8-17 | Mia | L | 10-16 |
| 12-18-66 | Mia | L | 28-29 | 12-24-78 | Mia | W | 17-9 (WC) | 11-7-99 | Mia | L | 0-17 | Total Points: Titans 692, Dolphins 692 Longest Win Streak: 3 (1967-68, 78-79) Longest Losing Streak: 5 (1992-01) At Nissan Stadium: 2-2 At Hard Rock Stadium: 4-7 Series Sweeps: Titans (1967, 69); Dolphins (1966) | | | |
| 12-3-67 | Hou | W | 17-14 | 11-5-79 | Mia | W | 9-6 | 9-9-01 | Tenn | L | 23-31 | | | | |
| 12-23-67 | Mia | W | 41-10 | 9-20-81 | Hou | L | 10-16 | 11-9-03 | Tenn | W | 31-7 | | | | |
| 9-14-68 | Mia | W | 24-10 | 12-4-83 | Hou | L | 17-24 | 9-11-04 | Mia | W | 17-7 | | | | |
| 10-6-68 | Hou | L | 7-24 | 10-14-84 | Mia | L | 10-28 | 12-24-05 | Mia | L | 10-24 | | | | |
| 9-28-69 | Hou | W | 22-10 | 9-8-85 | Hou | W | 26-23 | 9-24-06 | Mia | L | 10-13 | | | | |
| 11-23-69 | Mia | W | 32-7 | 11-2-86 | Mia | L | 7-28 | 12-20-09 | Tenn | W | 27-24 OT | | | | |
| 9-27-70 | Hou | L | 10-20 | 10-1-89 | Hou | W | 39-7 | 11-14-10 | Mia | L | 17-29 | | | | |
| 9-24-72 | Mia | L | 13-34 | 10-20-91 | Mia | W | 17-13 | 11-11-12 | Mia | W | 37-3 | | | | |
| 11-16-75 | Hou | W | 20-19 | 11-22-92 | Mia | L | 16-19 | 10-18-15 | Tenn | L | 10-38 | | | | |
| 10-2-77 | Mia | L | 7-27 | 11-17-96 | Hou | L | 20-23 | 10-9-16 | Mia | W | 30-17 | | | | |



Regular Season: 4-9 (Home 3-2, Away 1-7) • Playoffs: 0-0



Regular Season: 15-23-1 (Home 10-7, Away 5-16-1) • Playoffs: 1-2 (Home 0-0, Away 1-2)



Regular Season: 8-5-1 (Home 2-3-1, Away 6-2) • Playoffs: 0-0

Regular Season: 5-6 (Home 3-3, Away 2-3) • Playoffs: 0-0

| Date | Site | W/L | Score | Date | Site | W/L | Score | Date | Site | W/L | Score | Total Points: Titans 202, Giants 239 |
|----------|------|-----|-------|----------|------|-----|----------|---------|------|-----|-------|--------------------------------------|
| 9-16-73 | NY | L | 14-34 | 11-9-97 | Tenn | W | 10-6 | 12-7-14 | Tenn | L | 7-36 | Longest Win Streak: 5 (1997-10) |
| 12-5-82 | NY | L | 14-17 | 10-1-00 | Tenn | W | 28-14 | | | | | Longest Losing Streak: 5 (1973-94) |
| 12-8-85 | Hou | L | 14-35 | 12-1-02 | NY | W | 32-29 OT | | | | | At Nissan Stadium: 2-1 |
| 12-21-91 | NY | L | 20-24 | 11-26-06 | Tenn | W | 24-21 | | | | | At Giants Stadium: 1-2 |
| 11-21-94 | Hou | L | 10-13 | 9-26-10 | NY | W | 29-10 | | | | | At MetLife Stadium: 1-0 |



vs. NEW YORK JETS

Regular Season: 23-19-1 (Home 17-6, Away 6-13-1) • Playoffs: 1-0 (Home 1-0, Away 0-0)

| Date | Site | W/L | Score | Date | Site | W/L | Score | Date | Site | W/L | Score | Date | Site | W/L | Score |
|----------|------|-----|-------|----------|------|-----|----------|-----------------|------------|----------|-------------------|---|------|-----|-------|
| 10-9-60 | Hou | W | 27-21 | 10-15-67 | NY | T | 28-28 | 10-13-91 | NY | W | 23-20 | 12-14-14 | Tenn | L | 11-16 |
| 10-23-60 | NY | W | 42-28 | 10-20-68 | Hou | L | 14-20 | 12-29-91 | Hou | W | 17-10 (WC) | 12-13-15 | NYJ | L | 8-30 |
| 11-19-61 | Hou | W | 49-13 | 11-10-68 | NY | L | 7-26 | 1-2-94 | Hou | W | 24-0 | Total Points: Titans 1,022, Jets 922 Longest Win Streak: 6 (last 1991-96) Longest Losing Streak: 4 (1968-69) At Nissan Stadium: 3-3 At Giants Stadium: 2-3 At MetLife Stadium: 0-1 Series Sweeps: Titans (1960, 61, 62); Jets (1968, 69) | | | |
| 12-10-61 | NY | W | 48-21 | 10-20-69 | NY | L | 17-26 | 12-24-94 | Hou | W | 24-10 | | | | |
| 10-14-62 | Hou | W | 56-17 | 12-6-69 | Hou | L | 26-34 | 12-17-95 | Hou | W | 23-6 | | | | |
| 12-15-62 | NY | W | 44-10 | 10-1-72 | Hou | W | 26-20 | 12-1-96 | NY | W | 35-10 | | | | |
| 9-22-63 | NY | L | 17-24 | 11-3-74 | NY | W | 27-22 | 11-22-98 | Tenn | L | 3-24 | | | | |
| 11-10-63 | Hou | W | 31-27 | 9-18-77 | Hou | W | 20-0 | 12-1-03 | NY | L | 17-24 | | | | |
| 10-17-64 | NY | L | 21-24 | 10-28-79 | Hou | W | 27-24 | 9-10-06 | Tenn | L | 16-23 | | | | |
| 12-13-64 | Hou | W | 33-17 | 11-23-80 | NY | L | 28-31 OT | 12-23-07 | Tenn | W | 10-6 | | | | |
| 9-12-65 | Hou | W | 27-21 | 9-27-81 | NY | L | 17-33 | 11-23-08 | Tenn | L | 13-34 | | | | |
| 11-21-65 | NY | L | 14-41 | 11-18-84 | Hou | W | 31-20 | 9-27-09 | NY | L | 17-24 | | | | |
| 9-18-66 | NY | L | 13-52 | 9-18-88 | NY | L | 3-45 | 12-17-12 | Tenn | W | 14-10 | | | | |
| 10-16-66 | Hou | W | 24-0 | 10-28-90 | Hou | L | 12-17 | 10-6-13 | Tenn | W | 38-13 | | | | |



vs. OAKLAND RAIDERS

Regular Season: 20-26 (Home 15-14, Away 5-12) • Playoffs: 0-4 (Home 0-0, Away 0-4)

| Date | Site | W/L | Score | Date | Site | W/L | Score | Date | Site | W/L | Score | Total Points: Titans 1,111, Raiders 1,200 Longest Win Streak: 4 (1961-62) Longest Losing Streak: 9 (1966-73) At Nissan Stadium: 4-4 At Oakland Alameda Coliseum: 2-11 Series Sweeps: Titans (1961,62); Raiders (1963, 65) <td data-kind="ghost"></td> <td data-kind="ghost"></td> <td data-kind="ghost"></td> | | | |
|-----------------|------------|----------|-------------------------|-----------------|------------|----------|-----------------------|----------------|------------|----------|----------------------|--|--|--|--|
| 9-11-60 | Oak | W | 37-22 | 9-29-68 | Hou | L | 15-24 | 11-19-89 | Hou | W | 23-7 | | | | |
| 9-25-60 | Hou | L | 13-14 | 9-14-69 | Oak | L | 17-21 | 9-1-91 | Hou | W | 47-17 | | | | |
| 9-9-61 | Hou | W | 55-0 | 12-21-69 | Oak | L | 7-56 (AFL Div) | 10-30-94 | LA | L | 14-17 | | | | |
| 12-17-61 | Oak | W | 47-16 | 11-14-71 | Oak | L | 21-41 | 8-31-97 | Tenn | W | 24-21 OT | | | | |
| 11-11-62 | Oak | W | 28-20 | 10-9-72 | Hou | L | 0-34 | 12-9-99 | Tenn | W | 21-14 | | | | |
| 12-9-62 | Hou | W | 32-17 | 12-2-73 | Hou | L | 6-17 | 12-22-01 | Oak | W | 13-10 | | | | |
| 9-7-63 | Hou | L | 13-24 | 12-14-75 | Hou | W | 27-26 | 9-29-02 | Oak | L | 25-52 | | | | |
| 12-22-63 | Oak | L | 49-52 | 9-26-76 | Hou | L | 13-14 | 1-19-03 | Oak | L | 24-41 (Champ) | | | | |
| 9-19-64 | Hou | W | 42-28 | 11-13-77 | Oak | L | 29-34 | 9-7-03 | Tenn | W | 25-20 | | | | |
| 11-15-64 | Oak | L | 10-20 | 10-8-78 | Oak | L | 17-21 | 12-19-04 | Oak | L | 35-40 | | | | |
| 9-26-65 | Oak | L | 17-21 | 11-11-79 | Hou | W | 31-17 | 10-30-05 | Tenn | L | 25-34 | | | | |
| 11-7-65 | Hou | L | 21-33 | 12-28-80 | Oak | L | 7-27 (WC) | 10-28-07 | Tenn | W | 13-9 | | | | |
| 9-10-66 | Hou | W | 31-0 | 11-8-81 | Hou | W | 17-16 | 9-12-10 | Tenn | W | 38-13 | | | | |
| 11-6-66 | Oak | L | 23-38 | 9-11-83 | LA | L | 6-20 | 11-24-13 | Oak | W | 23-19 | | | | |
| 12-10-67 | Hou | L | 7-19 | 9-2-84 | Hou | L | 14-24 | 11-29-15 | Tenn | L | 21-24 | | | | |
| 12-31-67 | Oak | L | 7-40 (AFL Champ) | 10-26-86 | Hou | L | 17-28 | 9-25-16 | Tenn | L | 10-17 | | | | |
| | | | | 9-11-88 | Hou | W | 38-35 | 9-10-17 | Tenn | L | 16-26 | | | | |



vs. PHILADELPHIA EAGLES

Regular Season: 4-7 (Home 2-3, Away 2-4) • Playoffs: 0-0

| Date | Site | W/L | Score | Date | Site | W/L | Score | Date | Site | W/L | Score | Total Points: Titans 220, Eagles 257 Longest Win Streak: 4 (2000-10) Longest Losing Streak: 6 (1972-94) At Nissan Stadium: 2-0 At Lincoln Financial Field: 1-1 |
|----------|------|-----|-------|----------|------|-----|-------|----------|------|-----|-------|--|
| 11-12-72 | Hou | L | 17-18 | 10-24-94 | Phil | L | 6-21 | 11-23-14 | Phil | L | 24-43 | |
| 12-16-79 | Hou | L | 20-26 | 12-3-00 | Phil | W | 15-13 | | | | | |
| 12-19-82 | Phil | L | 14-35 | 9-8-02 | Tenn | W | 27-24 | | | | | |
| 10-2-88 | Phil | L | 23-32 | 11-19-06 | Phil | W | 31-13 | | | | | |
| 12-2-91 | Hou | L | 6-13 | 10-24-10 | Tenn | W | 37-19 | | | | | |



vs. PITTSBURGH STEELERS

Regular Season: 31-43 (Home 19-18, Away 12-25) • Playoffs: 1-3 (Home 1-1, Away 0-2)

| Date | Site | W/L | Score | Date | Site | W/L | Score | Date | Site | W/L | Score | Date | Site | W/L | Score |
|---------------|-------------|----------|----------------------|-----------------|------------|----------|----------------------|----------------|-------------|----------|-----------------------|--|------|-----|----------|
| 9-20-70 | Pitt | W | 19-7 | 12-4-80 | Hou | W | 6-0 | 9-6-92 | Hou | L | 24-29 | 9-11-05 | Pitt | L | 7-34 |
| 10-18-70 | Hou | L | 3-7 | 10-26-81 | Pitt | L | 13-26 | 11-1-92 | Pitt | L | 20-21 | 12-21-08 | Tenn | W | 31-14 |
| 10-24-71 | Pitt | L | 16-23 | 12-20-81 | Hou | W | 21-20 | 11-28-93 | Hou | W | 23-3 | 9-10-09 | Pitt | L | 10-13 OT |
| 12-5-71 | Hou | W | 29-3 | 11-21-82 | Hou | L | 10-24 | 12-19-93 | Pitt | W | 26-17 | 9-19-10 | Tenn | L | 11-19 |
| 10-15-72 | Pitt | L | 7-24 | 9-18-83 | Hou | L | 28-40 | 10-3-94 | Pitt | L | 14-30 | 10-9-11 | Pitt | L | 17-38 |
| 12-10-72 | Hou | L | 3-9 | 10-2-83 | Pitt | L | 10-17 | 11-6-94 | Hou | L | 9-12 OT | 10-11-12 | Tenn | W | 26-23 |
| 9-30-73 | Hou | L | 7-36 | 11-4-84 | Pitt | L | 7-35 | 9-10-95 | Hou | L | 17-34 | 9-8-13 | Pit | W | 16-9 |
| 12-9-73 | Pitt | L | 7-33 | 12-2-84 | Hou | W | 23-20 OT | 12-3-95 | Pitt | L | 7-21 | 11-17-14 | Tenn | L | 24-27 |
| 10-6-74 | Hou | L | 7-13 | 9-22-85 | Pitt | L | 0-20 | 9-29-96 | Pitt | L | 16-30 | 11-16-17 | Pit | L | 17-40 |
| 12-1-74 | Pitt | W | 13-10 | 11-17-85 | Hou | L | 7-30 | 10-20-96 | Hou | W | 23-13 | Total Points: Titans 1,369, Steelers 1,664 Longest Win Streak: 7 (1997-00) Longest Losing Streak: 5 (last 1994-96) At Nissan Stadium: 6-3 At Heinz Field: 2-5 Series Sweeps: Titans (1987, 89, 93, 98, 99, 00); Steelers (1972, 73, 75, 76, 83, 85, 86, 92, 94, 95, 01) | | | |
| 11-9-75 | Pitt | L | 17-24 | 9-28-86 | Hou | L | 16-22 OT | 9-28-97 | Pitt | L | 24-37 | | | | |
| 11-24-75 | Hou | L | 9-32 | 11-16-86 | Pitt | L | 10-21 | 12-21-97 | Tenn | W | 16-6 | | | | |
| 11-21-76 | Pitt | L | 16-32 | 11-15-87 | Pitt | W | 23-3 | 11-1-98 | Pitt | W | 41-31 | | | | |
| 12-11-76 | Hou | L | 0-21 | 12-20-87 | Hou | W | 24-16 | 11-15-98 | Tenn | W | 23-14 | | | | |
| 10-9-77 | Hou | W | 27-10 | 10-16-88 | Pitt | W | 34-14 | 11-21-99 | Tenn | W | 16-10 | | | | |
| 10-23-77 | Pitt | L | 10-27 | 12-4-88 | Hou | L | 34-37 | 1-2-00 | Pitt | W | 47-36 | | | | |
| 10-23-78 | Pitt | W | 24-17 | 10-22-89 | Hou | W | 27-0 | 9-24-00 | Pitt | W | 23-20 | | | | |
| 12-3-78 | Hou | L | 3-13 | 12-3-89 | Pitt | W | 23-16 | 11-5-00 | Tenn | W | 9-7 | | | | |
| 1-7-79 | Pitt | L | 5-34 (Champ) | 12-31-89 | Hou | L | 26-23 OT (WC) | 10-29-01 | Pitt | L | 7-34 | | | | |
| 9-9-79 | Pitt | L | 7-38 | 9-16-90 | Pitt | L | 9-20 | 11-25-01 | Tenn | L | 24-34 | | | | |
| 12-10-79 | Hou | W | 20-17 | 12-30-90 | Hou | W | 34-14 | 11-17-02 | Tenn | W | 31-23 | | | | |
| 1-6-80 | Pitt | L | 13-27 (Champ) | 11-24-91 | Pitt | L | 14-26 | 1-11-03 | Tenn | W | 34-31 OT (Div) | | | | |
| 9-7-80 | Pitt | L | 17-31 | 12-8-91 | Hou | W | 31-6 | 9-28-03 | Pitt | W | 30-13 | | | | |

**vs. SAN FRANCISCO 49ERS**

Regular Season: 5-9 (Home 2-5, Away 3-4) • Playoffs: 0-0

| Date | Site | W/L | Score |
|----------|------|-----|-------|
| 11-15-70 | Hou | L | 20-30 |
| 12-7-75 | SF | W | 27-13 |
| 9-17-78 | Hou | W | 20-19 |
| 12-13-81 | SF | L | 6-28 |
| 10-21-84 | Hou | L | 21-34 |
| 11-8-87 | SF | L | 20-27 |

| Date | Site | W/L | Score |
|----------|------|-----|-------|
| 10-7-90 | Hou | L | 21-24 |
| 12-25-93 | SF | W | 10-7 |
| 10-27-96 | Hou | L | 9-10 |
| 10-3-99 | SF | L | 22-24 |
| 11-27-05 | Tenn | W | 33-22 |
| 11-8-09 | SF | W | 34-27 |

| Date | Site | W/L | Score |
|----------|------|-----|-------|
| 10-20-13 | Tenn | L | 17-31 |
| 12-17-17 | SF | L | 23-25 |

Total Points: Titans 283, 49ers 321
Longest Win Streak: 2 (1975-78, 2005-09)
Longest Losing Streak: 4 (1981-90)
At Nissan Stadium: 1-1
At Candlestick Park: 3-3
At Levi's Stadium: 0-1

**vs. SEATTLE SEAHAWKS**

Regular Season: 6-10 (Home 4-3, Away 2-7) • Playoffs: 1-0 (Home 1-0, Away 0-0)

| Date | Site | W/L | Score |
|----------|------|-----|---------------|
| 11-20-77 | Sea | W | 22-10 |
| 10-21-79 | Sea | L | 14-34 |
| 10-5-80 | Hou | L | 7-26 |
| 10-11-81 | Hou | W | 35-17 |
| 9-19-82 | Hou | W | 23-21 |
| 1-3-88 | Hou | W | 23-20 OT (WC) |

| Date | Site | W/L | Score |
|----------|------|-----|----------|
| 11-13-88 | Sea | L | 24-27 |
| 12-2-90 | Sea | L | 10-13 OT |
| 11-7-93 | Hou | W | 24-14 |
| 12-11-94 | Hou | L | 14-16 |
| 11-3-96 | Sea | L | 16-23 |
| 10-5-97 | Sea | L | 13-16 |

| Date | Site | W/L | Score |
|----------|------|-----|-------|
| 11-29-98 | Sea | L | 18-20 |
| 12-18-05 | Tenn | L | 24-28 |
| 1-3-10 | Sea | W | 17-13 |
| 10-13-13 | Sea | L | 13-20 |
| 9-24-17 | Tenn | W | 33-27 |

Total Points: Titans 330, Seahawks 345
Longest Win Streak: 3 (1981-87)
Longest Losing Streak: 5 (1994-05)
At Nissan Stadium: 1-1
At Qwest Field: 1-1

**vs. TAMPA BAY BUCCANEERS**

Regular Season: 9-2 (Home 7-0, Away 2-2) • Playoffs: 0-0

| Date | Site | W/L | Score |
|----------|------|-----|-------|
| 9-12-76 | Hou | W | 20-0 |
| 10-19-80 | Hou | W | 20-14 |
| 11-27-83 | TB | L | 24-33 |
| 12-10-89 | Hou | W | 20-17 |
| 10-29-95 | Hou | W | 19-7 |
| 11-8-98 | TB | W | 31-22 |

| Date | Site | W/L | Score |
|----------|------|-----|----------|
| 10-14-01 | Tenn | W | 31-28 OT |
| 12-28-03 | Tenn | W | 33-13 |
| 10-14-07 | TB | L | 10-13 |
| 11-27-11 | Tenn | W | 23-17 |
| 9-13-15 | TB | W | 42-14 |

Total Points: Titans 273, Buccaneers 178
Longest Win Streak: 5 (1989-03)
Longest Losing Streak: 1 (1983, 2007)
At Nissan Stadium: 3-0
At Raymond James Stadium: 2-1

**vs. WASHINGTON REDSKINS**

Regular Season: 6-6 (Home 3-2, Away 3-4) • Playoffs: 0-0

| Date | Site | W/L | Score |
|----------|------|-----|----------|
| 10-10-71 | Wash | L | 13-22 |
| 10-19-75 | Hou | W | 13-10 |
| 9-2-79 | Wash | W | 29-27 |
| 9-15-85 | Wash | L | 16-13 |
| 10-30-88 | Hou | W | 41-17 |
| 11-3-91 | Wash | L | 13-16 OT |

| Date | Site | W/L | Score |
|----------|------|-----|----------|
| 10-19-97 | Tenn | W | 28-14 |
| 10-30-00 | Wash | W | 27-21 |
| 10-6-02 | Tenn | L | 14-31 |
| 10-15-06 | Wash | W | 25-22 |
| 11-21-10 | Tenn | L | 16-19 OT |
| 10-20-14 | Wash | L | 17-19 |

Total Points: Titans 233, Redskins 215
Longest Win Streak: 2 (last 1997-00)
Longest Losing Streak: 2 (2010-14)
At Nissan Stadium: 0-2
At FedEx Field: 2-1

TITANS ALL-TIME FIRST-ROUND DRAFT PICKS

| Year | Pick | Player | Pos. | College |
|------|------|--------------------|------|---------------------|
| 2017 | 5 | Corey Davis | WR | Western Michigan |
| | 18 | Adoree' Jackson | CB | Southern California |
| 2016 | 8 | Jack Conklin | T | Michigan State |
| 2015 | 2 | Marcus Mariota | QB | Oregon |
| 2014 | 11 | Taylor Lewan | T | Michigan |
| 2013 | 10 | Chance Warmack | G | Alabama |
| 2012 | 20 | Kendall Wright | WR | Baylor |
| 2011 | 8 | Jake Locker | QB | Washington |
| 2010 | 16 | Derrick Morgan | DE | Georgia Tech |
| 2009 | 30 | Kenny Britt | WR | Rutgers |
| 2008 | 24 | Chris Johnson | RB | East Carolina |
| 2007 | 19 | Michael Griffin | DB | Texas |
| 2006 | 3 | Vince Young | QB | Texas |
| 2005 | 6 | Pacman Jones | CB | West Virginia |
| 2004 | | (none) | | |
| 2003 | 28 | Andre Woolfolk | CB | Oklahoma |
| 2002 | 15 | Albert Haynesworth | DT | Tennessee |
| 2001 | | (none) | | |
| 2000 | 30 | Keith Bulluck | LB | Syracuse |
| 1999 | 16 | Jevon Kearse | DE | Florida |
| 1998 | 16 | Kevin Dyson | WR | Utah |
| 1997 | 18 | Kenny Holmes | DE | Miami (Fla.) |
| 1996 | 14 | Eddie George | RB | Ohio State |
| 1995 | 3 | Steve McNair | QB | Alcorn State |
| 1994 | 26 | Henry Ford | DE | Arkansas |
| 1993 | 13 | Brad Hopkins | T | Illinois |
| 1992 | | (none) | | |

| Year | Pick | Player | Pos. | College |
|------|------|------------------|------|----------------------|
| 1991 | | (none) | | |
| 1990 | 15 | Lamar Lathon | LB | Houston |
| 1989 | 23 | David Williams | T | Florida |
| 1988 | 22 | Lorenzo White | RB | Michigan State |
| 1987 | 3 | Alonzo Highsmith | RB | Miami (Fla.) |
| | 20 | Haywood Jeffires | WR | NC State |
| 1986 | 3 | Jim Everett | QB | Purdue |
| 1985 | 3 | Ray Childress | DE | Texas A&M |
| | 11 | Richard Johnson | DB | Wisconsin |
| 1984 | 2 | Dean Steinkuhler | T | Nebraska |
| 1983 | 9 | Bruce Matthews | G | USC |
| 1982 | 8 | Mike Munchak | G | Penn State |
| 1981 | | (none) | | |
| 1980 | | (none) | | |
| 1979 | | (none) | | |
| 1978 | 1 | Earl Campbell | RB | Texas |
| 1977 | 11 | Morris Towns | T | Missouri |
| 1976 | | (none) | | |
| 1975 | 6 | Robert Brazile | LB | Jackson State |
| | 15 | Don Hardeman | RB | Texas A&M-Kingsville |
| 1974 | | (none) | | |
| 1973 | 1 | John Matuszak | DE | Tampa |
| | 14 | George Amundson | RB | Iowa State |
| 1972 | 6 | Greg Sampson | DE | Stanford |
| 1971 | 3 | Dan Pastorini | QB | Santa Clara |
| 1970 | 14 | Doug Wilkerson | G | NC Central |
| 1969 | 15 | Ron Pritchard | LB | Arizona State |

TITANS ALL-TIME FIRST-ROUND DRAFT PICKS

| Year | Pick | Player | Pos. | College |
|------|------|-----------------|------|--------------|
| 1968 | | (none) | | |
| 1967 | 5 | George Webster | LB | Michigan St. |
| | 23 | Tom Regner | G | Notre Dame |
| 1966 | | Tommy Nobis | LB | Texas |
| 1965 | | Lawrence Elkins | TE | Baylor |
| 1964 | | Scott Appleton | DT | Texas |

| Year | Pick | Player | Pos. | College |
|------|------|---------------|------|--------------|
| 1963 | | Danny Brabham | LB | Arkansas |
| 1962 | | Ray Jacobs | DT | Howard Payne |
| 1961 | | Mike Ditka | TE | Pittsburgh |
| 1960 | | Billy Cannon | HB | LSU |

1995-2017 DRAFT SELECTIONS

2017

| Rd. | Pick | Player | Pos. | College |
|-----|------|--------------------------|------|-----------------------|
| 1a | 5 | Corey Davis | WR | Western Michigan |
| 1b | 18 | Adoree' Jackson | CB | Southern California |
| 2 | 52 | (traded to Cleveland) | | |
| 3a | 72 | Taywan Taylor | WR | Western Kentucky |
| 3b | 83 | (traded to New England) | | |
| 3c | 100 | Jonnu Smith | TE | Florida International |
| 4 | 124 | (Traded to New England) | | |
| 5a | 155 | Jayon Brown | LB | UCLA |
| 5b | 164 | (Traded to Philadelphia) | | |
| 6a | 200 | (Traded to N.Y. Giants) | | |
| 6b | 203 | (Traded to Denver) | | |
| 6c | 207 | (Traded to Cincinnati) | | |
| 6d | 214 | (Traded to Philadelphia) | | |
| 6e | 217 | Corey Levin | OL | Chattanooga |
| 7a | 227 | Josh Carraway | OLB | Texas Christian |
| 7b | 236 | Brad Seaton | T | Villanova |
| 7c | 241 | Khalfani Muhammad | RB | California |

Draft Notes

- 2 – Pick traded to Cleveland during 2016 draft (see 2016, 1b)
- 3a, 6a – Picks acquired in a trade with New England for 3b and 4
- 3c – Compensatory selection; acquired in a trade with the Los Angeles Rams during the 2016 draft (see 2016, 1a)
- 5a – Pick acquired in a trade with Philadelphia for 5b, 6d
- 6b – Pick traded to Denver during 2016 draft (see 2016, 5b)
- 6c, 7c – Picks acquired in a trade with the N.Y. Giants for 6a
- 6d – Pick acquired in a trade with Atlanta in 2015 (see 2016, 6c)
- 6e, 7a – Picks acquired in a trade with Cincinnati for 6c

2016

| Rd. | Pick | Player | Pos. | College |
|-----|------|------------------------------|------|----------------------|
| 1a | 1 | (traded to Los Angeles Rams) | | |
| 1b | 8 | Jack Conklin | T | Michigan State |
| 1c | 15 | (traded to Cleveland) | | |
| 2a | 33 | Kevin Dodd | OLB | Clemson |
| 2b | 43 | Austin Johnson | DL | Penn State |
| 2c | 45 | Derrick Henry | RB | Alabama |
| 3a | 64 | Kevin Byard | S | Middle Tennessee St. |
| 3b | 76 | (traded to Cleveland) | | |
| 4a | 100 | (traded to Philadelphia) | | |
| 4b | 113 | (traded to Los Angeles Rams) | | |
| 5a | 140 | Tajae Sharpe | WR | Massachusetts |
| 5b | 157 | LeShaun Sims | CB | Southern Utah |
| 6a | 176 | (traded to Denver) | | |
| 6b | 177 | (traded to Los Angeles Rams) | | |
| 6c | 193 | Sebastian Tretola | G | Arkansas |
| 7a | 222 | Aaron Wallace | OLB | UCLA |
| 7b | 253 | Kalan Reed | CB | Southern Mississippi |

Draft Notes

- 1b, 6a – Picks acquired in a trade with Cleveland for 1c, 3b and a 2017 second-round choice
- 1c, 2b, 2c, 3b – Picks and 2017 first-round and third-round choices acquired in a trade with the L.A. Rams for 1a, 4b and 6b
- 4b – Pick acquired in a trade with Philadelphia for 4a and RB DeMarco Murray
- 5b, 7b – Picks acquired in a trade with Denver for 6a and a 2017 sixth-round choice
- 6c – Pick and a 2017 sixth-round choice acquired in 2015 from Atlanta for G Andy Levitre.



The Titans selected Corey Davis and Adoree' Jackson in the first round of the 2017 NFL Draft.

2015

| Rd. | Pick | Player | Pos. | College |
|-----|------|-----------------------------|------|----------------|
| 1 | 2 | Marcus Mariota | QB | Oregon |
| 2a | 33 | (traded to New York Giants) | | |
| 2b | 40 | Dorial Green-Beckham | WR | Oklahoma |
| 3 | 66 | Jeremiah Poutasi | OL | Utah |
| 4a | 100 | Angelo Blackson | DE | Auburn |
| 4b | 108 | Jalston Fowler | FB | Alabama |
| 5 | 138 | David Cobb | RB | Minnesota |
| 6a | 177 | Deontrez Mount | OLB | Louisville |
| 6b | 208 | Andy Gallik | C | Boston College |
| 7a | 219 | (traded to New England) | | |
| 7b | 245 | Tre McBride | WR | William & Mary |

Draft Notes

- 2b, 4b, 7 – Picks acquired from New York Giants for 2a.
- 6b – Pick acquired in 2014 from New England for LB Akeem Ayers and 7a.

1995-2017 DRAFT SELECTIONS

2014

| Rd. | Pick | Player | Pos. | College |
|-----|------|---------------------------|------|-----------------|
| 1 | 11 | Taylor Lewan | T | Michigan |
| 2a | 42 | (traded to Philadelphia) | | |
| 2b | 54 | Bishop Sankey | RB | Washington |
| 3 | 77 | (traded to San Francisco) | | |
| 4a | 112 | DaQuan Jones | DL | Penn State |
| 4b | 122 | Marqueston Huff | DB | Wyoming |
| 5 | 151 | Avery Williamson | LB | Kentucky |
| 6a | 178 | Zach Mettenberger | QB | Louisiana State |
| 6b | 186 | (traded to Washington) | | |
| 7 | 228 | (traded to Washington) | | |

Draft Notes

- 2b, 4b – Picks acquired in trade with Philadelphia for 2a.
- 3 – Pick traded to San Francisco during 2013 draft (see 2013, 2a).
- 6a – Pick acquired in trade with Washington for 6b and 7.

2013

| Rd. | Pick | Player | Pos. | College |
|-----|------|---------------------------|------|-----------------|
| 1 | 10 | Chance Warmack | G | Alabama |
| 2a | 34 | Justin Hunter | WR | Tennessee |
| 2b | 40 | (traded to San Francisco) | | |
| 3a | 70 | Blidi Wreh-Wilson | CB | Connecticut |
| 3b | 97 | Zaviar Gooden | LB | Missouri |
| 4 | 107 | Brian Schwenke | C | California |
| 5 | 142 | Lavar Edwards | DE | Louisiana State |
| 6a | 176 | (traded to Minnesota) | | |
| 6b | 202 | Khalid Wooten | CB | Nevada |
| 7a | 216 | (traded to San Francisco) | | |
| 7b | 248 | Daimion Stafford | S | Nebraska |

Draft Notes

- 2a – Pick acquired in trade with San Francisco for 2b, 7a and a third-round pick in 2014.
- 6a – Pick traded to Minnesota in 2012 for a seventh-round pick in 2012.
- 3b, 6b, 7b – Awarded as compensatory selections

2012

| Rd. | Pick | Player | Pos. | College |
|-----|------|-------------------|------|--------------------|
| 1 | 20 | Kendall Wright | WR | Baylor |
| 2 | 52 | Zach Brown | LB | North Carolina |
| 3 | 82 | Mike Martin | DT | Michigan |
| 4 | 115 | Coty Sensabaugh | CB | Clemson |
| 5a | 145 | Taylor Thompson | TE | Southern Methodist |
| 5b | 155 | (traded to Miami) | | |
| 6 | 190 | Markelle Martin | S | Oklahoma State |
| 7a | 211 | Scott Solomon | DE | Rice |
| 7b | 227 | (traded to Miami) | | |

Draft Notes

- 5a – Pick acquired in trade with Miami for 5b and 7b
- 7a – Pick acquired in trade with Minnesota for a sixth-round choice in 2013

2011

| Rd. | Pick | Player | Pos. | College |
|-----|------|-----------------|------|---------------------|
| 1 | 8 | Jake Locker | QB | Washington |
| 2 | 39 | Akeem Ayers | LB | UCLA |
| 3 | 77 | Jurrell Casey | DT | Southern California |
| 4a | 109 | Colin McCarthy | LB | Miami (Fla.) |
| 4b | 130 | Jamie Harper | RB | Clemson |
| 5 | 142 | Karl Klug | DL | Iowa |
| 6 | 175 | Byron Stingily | T | Louisville |
| 7a | 212 | Zach Clayton | DT | Auburn |
| 7b | 251 | Tommie Campbell | DB | California (Pa.) |

Draft Notes

- 4b, 7b – Awarded as compensatory selections

2010

| Rd. | Pick | Player | Pos. | College |
|-----|------|-------------------------|------|---------------------|
| 1 | 16 | Derrick Morgan | DE | Georgia Tech |
| 2 | 47 | (traded to New England) | | |
| 3a | 77 | Damian Williams | WR | Southern California |
| 3b | 97 | Rennie Curran | LB | Georgia |
| 4a | 104 | Alterraun Verner | CB | UCLA |
| 4b | 111 | (traded to Seattle) | | |
| 5 | 148 | Robert Johnson | S | Utah |
| 6a | 176 | Rusty Smith | QB | Florida Atlantic |
| 6b | 185 | (traded to Seattle) | | |
| 6c | 207 | Myron Rolle | S | Florida State |
| 7a | 222 | Marc Mariani | WR | Montana |
| 7b | 241 | David Howard | DT | Brown |

Draft Notes

- 3b, 6c, 7b – Awarded as compensatory selections
- 2 – Traded to New England in 2009 (see 2009 3a)
- 4a, 6a – Picks acquired in trade with Seattle for RB LenDale White, DT Kevin Vickerson, 4b and 6b

2009

| Rd. | Pick | Player | Pos. | College |
|-----|------|--------------------|------|----------------------|
| 1 | 30 | Kenny Britt | WR | Rutgers |
| 2 | 62 | Sen'Derrick Marks | DT | Auburn |
| 3a | 89 | Jared Cook | TE | South Carolina |
| 3b | 94 | Ryan Mouton | CB | Hawaii |
| 4a | 130 | Gerald McRath | LB | Southern Mississippi |
| 4b | 135 | Troy Kropog | T/G | Tulane |
| 5a | 166 | (Traded to Dallas) | | |
| 5b | 173 | Javon Ringer | RB | Michigan State |
| 6a | 203 | Jason McCourty | CB | Rutgers |
| 6b | 206 | Dominique Edison | WR | Stephen F. Austin |
| 7a | 239 | Ryan Durand | G | Syracuse |
| 7b | 242 | Nick Schommer | S | North Dakota State |

Draft Notes

- 4b, 5b, 6b, 7b – Awarded as compensatory selections
- 3a – Pick acquired in trade with New England for second round pick in 2010
- 5a – Pick traded to Dallas (see 2008 4c)

2008

| Rd. | Pick | Player | Pos. | College |
|-----|------|------------------------|------|---------------------|
| 1 | 24 | Chris Johnson | RB | East Carolina |
| 2 | 54 | Jason Jones | DL | Eastern Michigan |
| 3 | 85 | Craig Stevens | TE | California |
| 4a | 103 | William Hayes | DE | Winston-Salem State |
| 4b | 124 | (Traded to Washington) | | |
| 4c | 126 | Lavelle Hawkins | WR | California |
| 4d | 134 | Stanford Keglar | LB | Purdue |
| 5 | 157 | (Traded to Washington) | | |
| 6 | 189 | (Traded to Seattle) | | |
| 7 | 229 | Cary Williams | CB | Washburn |

Draft Notes

- 4d – Awarded as compensatory selection
- 4a – Pick acquired in trade with Washington for fourth round pick (#124 overall) and fifth round pick (#157 overall).
- 4b – Traded to Washington (see 4a)
- 4c – Pick acquired in trade with Dallas for Pacman Jones
- 5 – Pick traded to Washington (see 4a)
- 6 – Pick traded to Seattle for Bryce Fisher

2007

| Rd. | Pick | Player | Pos. | College |
|-----|------|-----------------|------|---------------|
| 1 | 19 | Michael Griffin | S | Texas |
| 2 | 50 | Chris Henry | RB | Arizona |
| 3 | 80 | Paul Williams | WR | Fresno State |
| 4a | 115 | Leroy Harris | G/C | N.C. State |
| 4b | 128 | Chris Davis | WR | Florida State |

1995-2017 DRAFT SELECTIONS

| | | | | |
|----|-----|-----------------|----|-------------------|
| 5 | 152 | Antonio Johnson | DT | Mississippi State |
| 6a | 188 | Joel Filani | WR | Texas Tech |
| 6b | 204 | Jacob Ford | DE | Central Arkansas |
| 6c | 206 | Ryan Smith | CB | Florida |
| 7 | 223 | Mike Otto | T | Purdue |

Draft Notes

- 4b – Pick acquired in trade with Baltimore for Steve McNair in 2006.
- 6b – Pick acquired in trade with San Diego for Billy Volek in 2006.
- 6c – Pick acquired in trade with Indianapolis for seventh round pick (#238 overall) in 2006. That selection was originally obtained from Indianapolis for Rocky Calmus.

2006

| Rd. | Pick | Player | Pos. | College |
|-----|------|--------------------------|------|---------------------|
| 1 | 3 | Vince Young | QB | Texas |
| 2a | 39 | (Traded to Philadelphia) | | |
| 2b | 45 | LenDale White | RB | Southern California |
| 3 | 70 | (Traded to Buffalo) | | |
| 4a | 102 | Calvin Lowry | S | Penn State |
| 4b | 116 | Stephen Tulloch | LB | N.C. State |
| 5a | 137 | Terna Nande | LB | Miami (Ohio) |
| 5b | 169 | Jesse Mahelona | DT | Tennessee |
| 6 | 172 | Jonathan Orr | WR | Wisconsin |
| 7a | 215 | Cortland Finnegan | CB | Samford |
| 7b | 238 | (Traded to Indianapolis) | | |
| 7c | 245 | Spencer Toone | LB | Utah |
| 7d | 246 | Quinton Ganther | RB | Utah |

Draft Notes

- 5b, 7c and 7d – awarded as compensatory selections
- 2a – Pick traded to Philadelphia (see 2b)
- 2b – Pick acquired from Philadelphia along with 2006 fourth round pick (116 overall) for the Titans second round pick (39 overall)
- 3 – Pick traded to Buffalo for RB Travis Henry in 2005
- 7b – Pick acquired from Indianapolis for LB Rocky Calmus in 2005 and traded back to Indianapolis for sixth round selection in 2007

2005

| Rd. | Pick | Player | Pos. | College |
|-----|------|---------------------|------|--------------------|
| 1 | 6 | Adam Jones | CB | West Virginia |
| 2a | 37 | (Traded to Detroit) | | |
| 2b | 41 | Michael Roos | T | Eastern Washington |
| 3a | 68 | Courtney Roby | WR | Indiana |
| 3b | 96 | Brandon Jones | WR | Oklahoma |
| 4a | 108 | Vincent Fuller | S | Virginia Tech |
| 4b | 113 | David Stewart | T | Mississippi State |
| 4c | 136 | Roydell Williams | WR | Tulane |
| 5a | 142 | Damien Nash | RB | Missouri |
| 5b | 150 | Daniel Loper | T | Texas Tech |
| 6 | 179 | Bo Scaife | TE | Texas |
| 7 | 218 | Reynaldo Hill | CB | Florida |

Draft Notes

- 3b and 4c – awarded as compensatory selections
- 2a – Pick traded to Detroit (see 2b)
- 2b – Pick acquired from Detroit along with 2005 fourth round pick (113 overall) for the Titans second round pick (37 overall)
- 4b – Pick acquired from Detroit (see 2b)
- 5b – Pick acquired from Kansas City for DE Carlos Hall

2004

| Rd. | Pick | Player | Pos. | College |
|-----|------|---------------------|------|----------------|
| 1 | 27 | (Traded to Houston) | | |
| 2a | 40 | Ben Troupe | TE | Florida |
| 2b | 42 | Travis LaBoy | DE | Hawaii |
| 2c | 57 | Antwan Odom | DE | Alabama |
| 3a | 71 | Randy Starks | DT | Maryland |
| 3b | 92 | Rich Gardner | CB | Penn State |
| 4a | 103 | Bo Schobel | DE | TCU |
| 4b | 124 | Michael Waddell | CB | North Carolina |

| | | | | |
|----|-----|---------------------|----|---------------------|
| 5a | 138 | Jacob Bell | G | Miami (Ohio) |
| 5b | 159 | (Traded to Houston) | | |
| 5c | 165 | Robert Reynolds | LB | Ohio State |
| 6 | 191 | Troy Fleming | RB | Tennessee |
| 7a | 230 | Jared Clauss | DT | Iowa |
| 7b | 239 | Eugene Amano | C | S.E. Missouri State |
| 7c | 241 | Sean McHugh | TE | Penn State |

Draft Notes

- 5c, 7b, 7c – awarded as compensatory selections
- 1 – Pick traded to Houston (see 2a)
- 2a – Pick acquired from Houston along with 2004 third round pick (71 overall), fourth round pick (103 overall) and fifth round pick (138 overall) for the Titans 2004 first round pick (27 overall) and fifth round pick (159 overall)
- 2b – Pick acquired from New York Jets for WR Justin McCariens
- 3a – Pick acquired in Houston trade (see 2a)
- 4a – Pick acquired in Houston trade (see 2a)
- 5a – Pick acquired in Houston trade (see 2a)
- 5b – Pick traded to Houston (see 2a)

2003

| Rd. | Pick | Player | Pos. | College |
|-----|------|-------------------------|------|------------------------|
| 1 | 28 | Andre Woolfolk | CB | Oklahoma |
| 2 | 60 | Tyrone Calico | WR | Middle Tennessee State |
| 3 | 93 | Chris Brown | RB | Colorado |
| 4 | 126 | Rien Long | DT | Washington State |
| 5a | 154 | Donnie Nickey | S | Ohio State |
| 5b | 164 | (Traded to New England) | | |
| 6 | 201 | (Traded to New England) | | |
| 7a | 225 | Todd Williams | T | Florida State |
| 7b | 243 | (Traded to New England) | | |

Draft Notes

- 5a – Pick acquired from New England along with 2003 seventh round pick (225 overall) for the Titans 2003 fifth round pick (164 overall), sixth round pick (201 overall) and seventh round pick (243 overall)
- 5b – Pick traded to New England (see 5a)
- 6 – Pick traded to New England (see 5a)
- 7a – Pick acquired in New England trade (see 5a)
- 7b – Pick traded to New England (see 5a)

2002

| Rd. | Pick | Player | Pos. | College |
|-----|------|-------------------------|------|-------------------|
| 1a | 14 | (Traded to N.Y. Giants) | | |
| 1b | 15 | Albert Haynesworth | DT | Tennessee |
| 2 | 45 | Tank Williams | S | Stanford |
| 3 | 77 | Rocky Calmus | LB | Oklahoma |
| 4a | 110 | Mike Echols | CB | Wisconsin |
| 4b | 115 | Tony Beckham | CB | Wisconsin-Stout |
| 4c | 133 | Rocky Boiman | LB | Notre Dame |
| 5 | 151 | Jake Schifino | WR | Akron |
| 6 | 187 | Justin Hartwig | G | Kansas |
| 7a | 225 | Darrell Hill | WR | Northern Illinois |
| 7b | 240 | Carlos Hall | DE | Arkansas |

Draft Notes

- 4c – awarded as compensatory selection
- 1a – Pick traded to N.Y. Giants (see 1b)
- 1b – Pick acquired from the New York Giants along with 2002 fourth round pick (115 overall) for the Titans 2002 first round pick (14 overall)
- 4b – Pick acquired in Giants trade (see 1b)
- 7b – Pick acquired from Green Bay for DT Rod Walker

2001

| Rd. | Pick | Player | Pos. | College |
|-----|------|-----------------------|------|-------------------|
| 1 | 29 | (Traded to St. Louis) | | |
| 2 | 60 | Andre Dyson | CB | Utah |
| 3 | 90 | Shad Meier | TE | Kansas State |
| 4 | 124 | Justin McCareins | WR | Northern Illinois |
| 5 | 159 | Eddie Berlin | WR | Northern Iowa |
| 6a | 192 | Dan Alexander | RB | Nebraska |

1995-2017 DRAFT SELECTIONS

| | | | | |
|----|-----|---------------------|----|-----------|
| 6b | 199 | Adam Haayer | T | Minnesota |
| 7a | 229 | (Traded to Oakland) | | |
| 7b | 232 | Keith Adams | LB | Clemson |

Draft Notes

- 6b, 7b – awarded as compensatory selections
- 1 – Pick traded to St. Louis for DE Kevin Carter
- 7a – Pick traded to Oakland for C Gennaro DiNapoli

2000

| Rd. | Pick | Player | Pos. | College |
|-----|------|------------------|------|-------------------|
| 1 | 30 | Keith Bulluck | LB | Syracuse |
| 3a | 68 | Erron Kinney | TE | Florida |
| 3b | 93 | Byron Frisch | DE | Brigham Young |
| 4a | 124 | Bobby Myers | S | Wisconsin |
| 4b | 128 | Peter Sirmon | LB | Oregon |
| 5a | 135 | Aric Morris | S | Michigan State |
| 5b | 160 | Frank Chamberlin | LB | Boston College |
| 6 | 197 | Robaire Smith | DE | Michigan State |
| 7a | 213 | Mike Green | RB | Houston |
| 7b | 237 | Wes Shivers | T | Mississippi State |

Draft Notes

- 4b – awarded as compensatory selection
- 7a – Pick acquired from Chicago for LB Lemanski Hall

1999

| Rd. | Pick | Player | Pos. | College |
|-----|------|-------------------------|------|--------------------|
| 1 | 16 | Jevon Kearse | DE | Florida |
| 2a | 46 | (Traded to New England) | | |
| 2b | 52 | John Thornton | DT | West Virginia |
| 3 | 81 | Zach Piller | G | Florida |
| 4a | 114 | Brad Ware | S | Auburn |
| 4b | 117 | Donald Mitchell | CB | Southern Methodist |
| 5 | 151 | Kevin Daft | QB | California-Davis |
| 6 | 186 | Darran Hall | WR | Colorado State |
| 7 | 222 | Phil Glover | LB | Utah |

Draft Notes

- 2a – Pick traded to New England (see 2b)
- 2b – Pick acquired from New England along with 1999 fourth round pick (117 overall) for Titans 1999 second round pick (46 overall)
- 4b – Pick acquired in New England trade (see 2b)

1998

| Rd. | Pick | Player | Pos. | College |
|-----|------|---------------|------|--------------------|
| 1 | 16 | Kevin Dyson | WR | Utah |
| 2 | 46 | Samari Rolle | CB | Florida State |
| 3 | 77 | Dainon Sidney | CB | Alabama-Birmingham |
| 4 | 107 | Joe Salave'a | DT | Arizona |
| 5 | 139 | Benji Olson | G | Washington |
| 6 | 168 | Lee Wiggins | DB | South Carolina |
| 7a | 205 | Jimmy Sprotte | LB | Arizona |
| 7b | 229 | Kevin Long | C | Florida State |

Draft Notes

- 7b – awarded as a compensatory selection

1997

| Rd. | Pick | Player | Pos. | College |
|-----|------|-------------------------|------|------------------|
| 1a | 13 | (Traded to Kansas City) | | |
| 1b | 18 | Kenny Holmes | DE | Miami (Fla.) |
| 2 | 46 | Joey Kent | WR | Tennessee |
| 3a | 75 | Denard Walker | CB | LSU |
| 3b | 81 | Scott Sanderson | T | Washington State |
| 4a | 98 | Derrick Mason | WR | Michigan State |
| 4b | 107 | Pratt Lyons | DE | Troy State |
| 4c | 110 | (Traded to Kansas City) | | |
| 4d | 116 | (Traded to New Orleans) | | |
| 5a | 132 | (Traded to Washington) | | |
| 5b | 143 | George McCullough | DB | Baylor |

| | | | | |
|----|-----|-------------------------|----|----------|
| 6a | 165 | (Traded to New Orleans) | | |
| 6b | 179 | (Traded to St. Louis) | | |
| 6c | 181 | Dennis Stallings | LB | Illinois |
| 7 | 216 | Armon Williams | DB | Arizona |

Draft Notes

- 1a – Pick traded to Kansas City (see 1b)
- 1b – Pick acquired from Kansas City along with 1997 third round pick (81 overall), fourth round pick (116 overall) and sixth round pick (181 overall) for Oilers 1997 first round pick (13 overall) and fourth round pick (110 overall)
- 3b – Pick acquired from Kansas City (see 1b)
- 4a – Pick acquired from Atlanta along with 1997 sixth round pick (165 overall) for QB Chris Chandler
- 4b – Pick acquired from New Orleans for Oilers 1997 fourth round pick (116 overall) and sixth round pick (165 overall)
- 4c – Pick traded to Kansas City (see 1b)
- 4d – Pick acquired from Kansas City (see 1b) and traded to New Orleans (see 4b)
- 5a – Pick traded to Washington
- 6a – Pick acquired from Atlanta (see 4a) and traded to New Orleans (see 4b)
- 6b – Pick traded to St. Louis for DE Robert Young
- 6c – Pick acquired from Kansas City (see 1b)

1996

| Rd. | Pick | Player | Pos. | College |
|-----|------|---------------------|------|------------------|
| 1a | 9 | (Traded to Oakland) | | |
| 1b | 14 | Eddie George | RB | Ohio State |
| 1c | 17 | (Traded to Seattle) | | |
| 2a | 38 | Bryant Mix | DE | Alcorn State |
| 2b | 48 | Jason Layman | G | Tennessee |
| 3 | 74 | Terry Killens | LB | Penn State |
| 4a | 107 | Kendrick Burton | DE | Alabama |
| 4b | 109 | Jon Runyan | T | Michigan |
| 5 | 143 | Rayna Stewart | DB | Northern Arizona |
| 6 | 177 | Anthony Dorsett | LB | Pittsburgh |
| 7 | 218 | Mike Archie | RB | Penn State |

Draft Notes

- 1a – Pick traded to Oakland for Raiders 1996 first round pick (17 overall), second round pick (48 overall) and fourth round pick (109 overall)
- 1b – Pick acquired from Seattle for Oilers 1996 first round pick (17 overall) and Oilers DT Glenn Montgomery
- 1c – Pick acquired from Oakland (see 1a) and traded to Seattle (see 1b)
- 2b – Pick acquired in Oakland trade (see 1a)
- 4b – Pick acquired in Oakland trade (see 1a)

1995

| Rd. | Pick | Player | Pos. | College |
|-----|------|-------------------------|------|----------------------|
| 1 | 3 | Steve McNair | QB | Alcorn State |
| 2 | 35 | Anthony Cook | DT | South Carolina State |
| 3a | 67 | Chris Sanders | WR | Ohio State |
| 3b | 89 | Rodney Thomas | RB | Texas A&M |
| 3c | 95 | Torey Hunter | DB | Washington State |
| 4 | 101 | Michael Roan | TE | Wisconsin |
| 5a | 137 | (Awarded to Washington) | | |
| 5b | 159 | Gary Walker | DE | Auburn |
| 6 | 174 | Hicham El-Mashtoub | C | Arizona |
| 7 | 211 | C.J. Richardson | DB | Miami (Fla.) |

Draft Notes

- 3c – awarded as a compensatory selection
- 3b – Pick acquired from Minnesota along with 1994 fourth round pick (119 overall) for QB Warren Moon
- 5a – Pick to Washington in Wilbur Marshall ruling
- 5b – Pick awarded as compensation from New England for restricted free agent DE Tim Roberts

TITANS TRADE HISTORY SINCE 1997

2017 TRADES

| Trade Date/Teams | Compensation | Overall | Player Selected | Note |
|--|---------------|---------------|-----------------------------|--|
| 1. April 28, 2017 (Draft Day Trade) | | | | |
| New England Receives: | Draft Choice: | Round 3, 2017 | #83 DE Derek Rivers | |
| | Draft Choice: | Round 4, 2017 | #124 LB Jalen Reeves-Maybin | Pick traded to Detroit |
| Tennessee Receives: | Draft Choice: | Round 3, 2017 | #72 WR Taywan Taylor | Pick originally from Carolina |
| | Draft Choice: | Round 6, 2017 | #200 T Adam Bisnowaty | Pick traded to N.Y. Giants; originally from Indianapolis |
| 2. April 29, 2017 (Draft Day Trade) | | | | |
| Philadelphia Receives: | Draft Choice: | Round 5, 2017 | #164 G Isaac Asiata | Pick traded to Miami |
| | Draft Choice: | Round 6, 2017 | #214 DT Elijah Qualls | Pick originally from Atlanta |
| Tennessee Receives: | Draft Choice: | Round 5, 2017 | #155 LB Jayon Brown | |
| 3. April 29, 2017 (Draft Day Trade) | | | | |
| N.Y. Giants Receive: | Draft Choice: | Round 6, 2017 | #200 T Adam Bisnowaty | Pick originally from Indianapolis through New England |
| Tennessee Receives: | Draft Choice: | Round 6, 2017 | #207 DB Brandon Wilson | Pick traded to Cincinnati |
| | Draft Choice: | Round 7, 2017 | #241 RB Khalfani Muhammad | |
| 4. April 29, 2017 (Draft Day Trade) | | | | |
| Cincinnati Receives: | Draft Choice: | Round 6, 2017 | #207 DB Brandon Wilson | Pick originally from N.Y. Giants |
| Tennessee Receives: | Draft Choice: | Round 6, 2017 | #217 OL Corey Levin | Compensatory pick |
| | Draft Choice: | Round 7, 2017 | #227 OLB Josh Carraway | |
| 5. Sept. 1, 2017 | | | | |
| Tennessee Receives: | Player: | DE David King | | |
| Kansas City Receives: | Draft Choice: | Round 7, 2018 | | Conditional Draft Choice |

2016 TRADES

| Trade Date/Teams | Compensation | Overall | Player Selected | Note |
|--|---------------|-------------------------|-----------------------------|---|
| 1. March 9, 2016 | | | | |
| Philadelphia Receives: | Draft Choice: | Round 4, 2016 | #100 QB Connor Cook | Pick traded from Philadelphia to Cleveland to Oakland |
| Tennessee Receives: | Player: | RB DeMarco Murray | | |
| | Draft Choice: | Round 4, 2016 | #113 LB Nick Kwiatkoski | Pick traded from Tennessee to Los Angeles to Chicago |
| 2. April 14, 2016 | | | | |
| Los Angeles Receives: | Draft Choice: | Round 1, 2016 | #1 QB Jared Goff | |
| | Draft Choice: | Round 4, 2016 | #113 LB Nick Kwiatkoski | Pick originally from Philadelphia; traded from Los Angeles to Chicago |
| Tennessee Receives: | Draft Choice: | Round 6, 2016 | #177 TE Temarrick Hemingway | |
| | Draft Choice: | Round 1, 2016 | #15 WR Corey Coleman | Pick traded from Tennessee to Cleveland |
| | Draft Choice: | Round 2, 2016 | #43 DL Austin Johnson | Pick originally from Philadelphia |
| | Draft Choice: | Round 2, 2016 | #45 RB Derrick Henry | |
| | Draft Choice: | Round 3, 2016 | #76 T Shon Coleman | Pick traded from Tennessee to Cleveland |
| | Draft Choice: | Round 1, 2017 | #5 WR Corey Davis | |
| | Draft Choice: | Round 3, 2017 | #100 TE Jonnu Smith | Compensatory pick |
| 3. April 28, 2016 (Draft Day Trade) | | | | |
| Cleveland Receives: | Draft Choice: | Round 1, 2016 | #15 WR Corey Coleman | Pick originally from Los Angeles |
| | Draft Choice: | Round 3, 2016 | #76 T Shon Coleman | Pick originally from Los Angeles |
| | Draft Choice: | Round 2, 2017 | #52 QB DeShone Kizer | |
| Tennessee Receives: | Draft Choice: | Round 1, 2016 | #8 T Jack Conklin | Pick originally from Miami through Philadelphia |
| | Draft Choice: | Round 6, 2016 | #176 RB Andy Janovich | Pick traded from Tennessee to Denver |
| 4. April 30, 2016 (Draft Day Trade) | | | | |
| Denver Receives: | Draft Choice: | Round 6, 2016 | #176 RB Andy Janovich | Pick originally from Cleveland |
| | Draft Choice: | Round 6, 2017 | #203 RB De'Angelo Henderson | |
| Tennessee Receives: | Draft Choice: | Round 5, 2016 | #157 CB LeShaun Sims | Pick originally from N.Y. Jets |
| | Draft Choice: | Round 7, 2016 | #253 CB Kalan Reed | |
| 5. Aug. 16, 2016 | | | | |
| Tennessee Receives: | Player: | G/T Dennis Kelly | | |
| Philadelphia Receives: | Player: | WR Dorial Green-Beckham | | |

TITANS TRADE HISTORY SINCE 1997

2015 TRADES

| Trade Date/Teams | Compensation | Overall | Player Selected | Note |
|---|---------------|-----------------------|-----------------|--|
| 1. May 1, 2015 (Draft Day Trade) | | | | |
| New York Giants Receive: | Draft Choice: | Round 2, 2015 | #33 | S Landon Collins |
| Tennessee Receives: | Draft Choice: | Round 2, 2015 | #40 | WR Dorial Green-Beckham |
| | Draft Choice: | Round 4, 2015 | #108 | FB Jalston Fowler |
| | Draft Choice: | Round 7, 2015 | #245 | WR Tre McBride |
| | | | | Pick originally from Denver |
| 2. Sept. 4, 2015 | | | | |
| Atlanta Receives: | Player: | G Andy Levitre | | |
| Tennessee Receives: | Draft Choice: | Round 6, 2016 | #193 | G Sebastian Tretola |
| | Draft Choice: | Round 6, 2017 | #214 | DT Elijah Qualls |
| | | | | Pick traded to Philadelphia |
| 3. Sept. 6, 2015 | | | | |
| Cleveland Receives: | Draft Choice: | Conditional 2016 Pick | (none) | Conditions not met for Cleveland to receive pick |
| Tennessee Receives: | Player: | RB Terrance West | | |

2014 TRADES

| Trade Date/Teams | Compensation | Overall | Player Selected | Note |
|--|---------------|-----------------------|-----------------|--|
| 1. May 9, 2014 (Draft Day Trade) | | | | |
| Philadelphia Receives: | Draft Choice: | Round 2, 2014 | #42 | WR Jordan Matthews |
| Tennessee Receives: | Draft Choice: | Round 2, 2014 | #54 | RB Bishop Sankey |
| | Draft Choice: | Round 4, 2014 | #122 | DB Marqueston Huff |
| 2. May 10, 2014 (Draft Day Trade) | | | | |
| Washington Receives: | Draft Choice: | Round 6, 2014 | #186 | RB Lache Seastrunk |
| | Draft Choice: | Round 7, 2014 | #228 | K Zach Hocker |
| Tennessee Receives: | Draft Choice: | Round 6, 2014 | #178 | QB Zach Mettenberger |
| 3. Aug. 30, 2014 | | | | |
| Dallas Receives: | Player: | DE Lavar Edwards | | |
| Tennessee Receives: | Draft Choice: | Conditional 2015 Pick | (none) | Conditions not met for Tennessee to receive pick |
| 4. Oct. 22, 2014 | | | | |
| New England Receives: | Player: | LB Akeem Ayers | | |
| | Draft Choice: | Round 7, 2015 | #219 | ILB Hayes Pullard |
| Tennessee Receives: | Draft Choice: | Round 6, 2015 | #208 | C Andy Gallik |
| | | | | Pick by Cleveland after trade from New England |

2013 TRADES

| Trade Date/Teams | Compensation | Overall | Player Selected | Note |
|--|---------------|---------------|-----------------|---------------------------------------|
| 1. April 26, 2013 (Draft Day Trade) | | | | |
| San Francisco Receives: | Draft Choice: | Round 2, 2013 | #40 | DE Cornelius Carradine |
| | Draft Choice: | Round 7, 2013 | #216 | WR Charles Johnson |
| | Draft Choice: | Round 3, 2014 | #77 | LB Chris Borland |
| Tennessee Receives: | Draft Choice: | Round 2, 2013 | #34 | WR Justin Hunter |
| | | | | Pick by Green Bay after trade from SF |

2012 TRADES

| Trade Date/Teams | Compensation | Overall | Player Selected | Note |
|--|---------------|---------------|-----------------|--|
| 1. April 28, 2012 (Draft Day Trade) | | | | |
| Miami Receives: | Draft Choice: | Round 5, 2012 | #155 | LB Josh Kaddu |
| | Draft Choice: | Round 7, 2012 | #227 | WR Rishard Matthews |
| Tennessee Receives: | Draft Choice: | Round 5, 2012 | #145 | TE Taylor Thompson |
| 2. April 28, 2012 (Draft Day Trade) | | | | |
| Minnesota Receives: | Draft Choice: | Round 6, 2013 | #176 | T David Quessenberry |
| | | | | Pick by Houston after trade from MIN to AZ to OAK to HOU |
| Tennessee Receives: | Draft Choice: | Round 7, 2012 | #211 | DE Scott Solomon |

2011 TRADES

| Trade Date/Teams | Compensation | Overall | Player Selected | Note |
|-------------------------|---------------|-----------------------|-----------------|--|
| 1. Sept. 3, 2011 | | | | |
| Green Bay Receives: | Draft Choice: | Conditional 2012 Pick | (none) | Conditions not met for Green Bay to receive pick |
| Tennessee Receives: | Player: | FB Quinn Johnson | | |

TITANS TRADE HISTORY SINCE 1997

2010 TRADES

| Trade Date/Teams | Compensation | Overall | Player Selected | Note |
|--|---------------|--------------------|-----------------|---------------------|
| 1. April 24, 2010 (Draft Day Trade) | | | | |
| Seattle Receives: | Draft Choice: | Round 4, 2010 | #111 | DB Walter Thurmond |
| | Draft Choice: | Round 6, 2010 | #185 | TE Anthony McCoy |
| | Player: | RB LenDale White | | |
| | Player: | DT Kevin Vickerson | | |
| Tennessee Receives: | Draft Choice: | Round 4, 2010 | #104 | CB Alterraun Verner |
| | Draft Choice: | Round 6, 2010 | #176 | QB Rusty Smith |

2009 TRADES

| Trade Date/Teams | Compensation | Overall | Player Selected | Note |
|--------------------------------------|---------------|---------------|-----------------|---------------------|
| 1. April 26, 2009 (Draft Day) | | | | |
| New England Receives: | Draft Choice: | Round 2, 2010 | #47 | LB Daryl Washington |
| Tennessee Receives: | Draft Choice: | Round 3, 2009 | #89 | TE Jared Cook |

2008 TRADES

| Trade Date/Teams | Compensation | Overall | Player Selected | Note |
|--------------------------------------|----------------|-----------------|-----------------|--------------------|
| 1. April 26, 2008 (Draft Day) | | | | |
| Dallas Receives: | Player: | CB Pacman Jones | | |
| | Draft Choice: | Round 5, 2009 | #166 | DB Michael Hamlin |
| Tennessee Receives: | Draft Choice: | Round 4, 2008 | #126 | WR Lavelle Hawkins |
| 2. April 27, 2008 (Draft Day) | | | | |
| Washington Receives: | Draft Choices: | Round 4, 2008 | #124 | CB Justin Tryon |
| | Draft Choice: | Round 5, 2008 | #157 | G Roy Schuening |
| Tennessee Receives: | Draft Choice: | Round 4, 2008 | #103 | DE William Hayes |

2007 TRADES

| Trade Date/Teams | Compensation | Overall | Player Selected | Note |
|--------------------------|---------------|-----------------|-----------------|------------------|
| 1. Sept. 11, 2007 | | | | |
| Seattle Receives: | Draft Choice: | Round 6, 2008 | #189 | LS Tyler Schmitt |
| Tennessee Receives: | Player: | DE Bryce Fisher | | |

2006 TRADES

| Trade Date/Teams | Compensation | Overall | Player Selected | Note |
|--------------------------------------|---------------|-----------------|-----------------|--------------------|
| 1. April 29, 2006 (Draft Day) | | | | |
| Philadelphia Receives: | Draft Choice: | Round 2, 2006 | #39 | T Winston Justice |
| Tennessee Receives: | Draft Choice: | Round 2, 2006 | #45 | RB LenDale White |
| | Draft Choice: | Round 4, 2006 | #116 | LB Stephen Tulloch |
| 2. April 30, 2006 (Draft Day) | | | | |
| Indianapolis Receives: | Draft Choice: | Round 7, 2006 | #238 | CB T.J. Rushing |
| Tennessee Receives: | Draft Choice: | Round 6, 2007 | #206 | CB Ryan Smith |
| 3. June 9, 2006 | | | | |
| Baltimore Receives: | Player: | QB Steve McNair | | |
| Tennessee Receives: | Draft Choice: | Round 4, 2007 | #128 | WR Chris Davis |
| 4. Sept. 20, 2006 | | | | |
| San Diego Receives: | Player: | QB Billy Volek | | |
| Tennessee Receives: | Draft Choice: | Round 6, 2007 | #204 | DE Jacob Ford |

2005 TRADES

| Trade Date/Teams | Compensation | Overall | Player Selected | Note |
|--------------------------------------|---------------|----------------|-----------------|----------------|
| 1. April 6, 2005 | | | | |
| Kansas City Receives: | Player: | DE Carlos Hall | | |
| Tennessee Receives: | Draft Choice: | Round 5, 2005 | #150 | T Daniel Loper |
| 2. April 23, 2005 (Draft Day) | | | | |
| Detroit Receives: | Draft Choice: | Round 2, 2005 | #37 | DE Shaun Cody |

TITANS TRADE HISTORY SINCE 1997

Tennessee Receives: Draft Choice: Round 2, 2005 #41 T Michael Roos
 Draft Choice: Round 4, 2005 #113 T David Stewart

3. July 19, 2005

Buffalo Receives: Draft Choice: Round 3, 2006 #70 CB Ashton Youboty
 Tennessee Receives: Player: RB Travis Henry

4. Sept. 3, 2005

Indianapolis Receives: Player: LB Rocky Calmus
 Tennessee Receives: Draft Choice: Round 7, 2006 #238 CB T.J. Rushing Pick traded back to Ind. on April 30, 2006

2004 TRADES

| Trade Date/Teams | Compensation | Overall | Player Selected | Note |
|--------------------------------------|---------------|---------------------|-----------------|-----------------------------------|
| 1. March 8, 2004 | | | | |
| New York Jets Receive: | Player: | WR Justin McCareins | | |
| Tennessee Receives: | Draft Choice: | Round 2, 2004 #42 | DE Travis LaBoy | |
| 2. April 24, 2004 (Draft Day) | | | | |
| Houston Receives: | Draft Choice: | Round 1, 2004 #27 | DE Jason Babin | |
| | Draft Choice: | Round 5, 2004 #159 | T Sean Babin | Pick later traded to Jacksonville |
| Tennessee Receives: | Draft Choice: | Round 2, 2004 #40 | TE Ben Troupe | |
| | Draft Choice: | Round 3, 2004 #71 | DT Randy Starks | |
| | Draft Choice: | Round 4, 2004 #103 | DE Bo Schobel | |
| | Draft Choice: | Round 5, 2004 #138 | G Jacob Bell | |

2003 TRADES

| Trade Date/Teams | Compensation | Overall | Player Selected | Note |
|--------------------------------------|---------------|--------------------|--------------------|--------------------------------|
| 1. April 27, 2003 (Draft Day) | | | | |
| New England Receives: | Draft Choice: | Round 5, 2003 #164 | C Dan Koppen | |
| | Draft Choice: | Round 6, 2003 #201 | QB Kliff Kingsbury | |
| | Draft Choice: | Round 7, 2003 #243 | DT Ethan Kelley | |
| Tennessee Receives: | Draft Choice: | Round 5, 2003 #154 | S Donnie Nicky | Pick originally from Houston |
| | Draft Choice: | Round 7, 2003 #225 | T Todd Williams | Pick originally from St. Louis |

2002 TRADES

| Trade Date/Teams | Compensation | Overall | Player Selected | Note |
|--------------------------------------|---------------|--------------------|-----------------------|------|
| 1. April 20, 2002 (Draft Day) | | | | |
| N.Y. Giants Receive: | Draft Choice: | Round 1, 2002 #14 | TE Jeremy Shockey | |
| Tennessee Receives: | Draft Choice: | Round 1, 2002 #15 | DT Albert Haynesworth | |
| | Draft Choice: | Round 4, 2002 #115 | CB Tony Beckham | |

2001 TRADES

| Trade Date/Teams | Compensation | Overall | Player Selected | Note |
|-------------------------|---------------|-------------------------|-----------------|--|
| 1. April 4, 2001 | | | | |
| St. Louis Receives: | Draft Choice: | Round 1, 2001 #29 | DT Ryan Pickett | |
| Tennessee Receives: | Player: | DE Kevin Carter | | |
| 2. Sept. 2, 2001 | | | | |
| Green Bay Receives: | Player: | DT Rod Walker | | |
| Tennessee Receives: | Draft Choice: | Round 7, 2002 #240 | DE Carlos Hall | |
| 3. Sept. 2, 2001 | | | | |
| Carolina Receives: | Player: | S Perry Phenix | | |
| Tennessee Receives: | Draft Choice: | Conditional Future Pick | (none) | Conditions not met for Tennessee to receive pick |

2000 TRADES

| Trade Date/Teams | Compensation | Overall | Player Selected | Note |
|--------------------------------------|---------------|--------------------|------------------|------|
| 1. April 15, 2000 (Draft Day) | | | | |
| Philadelphia Receives: | Draft Choice: | Round 2, 2000 #61 | G Bobby Williams | |
| Tennessee Receives: | Draft Choice: | Round 3, 2000 #68 | TE Erron Kinney | |
| | Draft Choice: | Round 5, 2000 #135 | S Aric Morris | |

TITANS TRADE HISTORY SINCE 1997

2. Aug. 27, 2000

Oakland Receives:

Tennessee Receives:

Draft Choice:

Player:

Round 7, 2001

#229

WR Ken-Yon Rambo

C Gennaro DiNapoli

1999 TRADES

| Trade Date/Teams | Compensation | Overall | Player Selected | Note |
|-------------------------------|---------------|---------------|-----------------|--------------------|
| 1. April 17, 1999 (Draft Day) | | | | |
| New England Receives: | Draft Choice: | Round 2, 1999 | #46 | RB Kevin Faulk |
| Tennessee Receives: | Draft Choice: | Round 2, 1999 | #52 | DT John Thornton |
| | Draft Choice: | Round 4, 1999 | #117 | CB Donald Mitchell |

1998 TRADES

| Trade Date/Teams | Compensation | Overall | Player Selected | Note |
|---------------------|---------------|------------------|-----------------|---------------|
| 1. Sept. 1, 1998 | | | | |
| Chicago Receives: | Player: | LB Lemanski Hall | | |
| Tennessee Receives: | Draft Choice: | Round 7, 2000 | #213 | RB Mike Green |



The Titans acquired running back DeMarco Murray in a trade in 2016.

FREE AGENCY HISTORY 1995-2017

2017

Players Signed (8)

LB Daren Bates (Oakland)
S Johnathan Cyprien (Jacksonville)
CB Demontre Hurst (Chicago)
OL Tim Lelito (New Orleans)
CB Logan Ryan (New England)
S Brynden Trawick (Oakland)
KR/WR Eric Weems (Atlanta)
NT Sylvester Williams (Denver)

Players Lost (9)

LB David Bass (Seattle)
T/G Byron Bell (Dallas)
CB Valentino Blake (N.Y. Giants)
TE Anthony Fasano (Miami)
C/G Brian Schwenke (Indianapolis)
LB Sean Spence (Indianapolis)
S Daimion Stafford (Pittsburgh)
G Chance Warmack (Philadelphia)
WR Kendall Wright (Chicago)

2016

Players Signed (7)

CB Brice McCain (Miami)
C Ben Jones (Houston)
QB Matt Cassel (Dallas)
WR Rishard Matthews (Miami)
LB Sean Spence (Pittsburgh)
CB Antwon Blake (Pittsburgh)
S Rashad Johnson (Arizona)

Players Lost (5)

LB Zach Brown (Buffalo)
FB Steven Johnson (Pittsburgh)
OL Joe Looney (Dallas)
DT Mike Martin (Philadelphia)
CB Coty Sensabaugh (Los Angeles)

2015

Players Signed (7)

T Byron Bell (Carolina)
CB Perrish Cox (San Francisco)
WR Harry Douglas (Atlanta)
TE Anthony Fasano (Kansas City)
WR Hakeem Nicks (Indianapolis)
OLB Brian Orakpo (Washington)
S Da'Norris Searcy (Buffalo)

Players Lost (3)

CB Brandon Ghee (Cincinnati)
FB Collin Mooney (Atlanta)
WR Nate Washington (Houston)

2014

Players Signed (8)

RB Dexter McCluster (Kansas City)
DL Al Woods (Pittsburgh)
QB Charlie Whitehurst (San Diego)
LB Wesley Woodyard (Denver)
T Michael Oher (Baltimore)
LB Shaun Phillips (Denver)
G/C Eric Olsen (Pittsburgh)
WR Brian Robiskie (Atlanta)

Players Lost (4)

CB Alterraun Verner (Tampa Bay)
WR Damian Williams (Miami)
WR Kenny Britt (St. Louis)
QB Rusty Smith (N.Y. Giants)

2013

Players Signed (14)

S George Wilson (Buffalo)
LB Moise Fokou (Indianapolis)
RB Shonn Greene (N.Y. Jets)
DT Sammie Hill (Detroit)
G Andy Levitre (Buffalo)
TE Delanie Walker (San Francisco)
G/C Rob Turner (St. Louis)
QB Ryan Fitzpatrick (Buffalo)
S Bernard Pollard (Baltimore)
DE Ropati Pitoitua (Kansas City)
WR Kevin Walter (Houston)
C/G Chris Spencer (Chicago)
RB Jalen Parmele (Jacksonville)
DT Antonio Johnson (Indianapolis)

Players Lost (5)

TE Jared Cook (St. Louis)
LB Zac Diles (Kansas City)
G Leroy Harris (Detroit)
DT Sen'Derrick Marks (Jacksonville)
DE Jarius Wynn (San Diego)

2012

Players Signed (7)

G Steve Hutchinson (Minnesota)
DE Kamerion Wimbley (Oakland)
DE Leger Douzable (Jacksonville)
LB Zac Diles (Indianapolis)
G Kyle DeVan (Philadelphia)
C Jon Cooper (Minnesota)
S Aaron Francisco (Detroit)

Players Lost (6)

WR Donnie Avery (Indianapolis)
CB Cortland Finnegan (St. Louis)
S Chris Hope (Atlanta)
DE William Hayes (St. Louis)
DE Jason Jones (Seattle)
LB Barrett Ruud (Seattle)

2011

Players Signed (11)

QB Matt Hasselbeck (Seattle)
DT Shaun Smith (Kansas City)
TE Daniel Graham (Denver)
LB Barrett Ruud (Tampa Bay)
CB Frank Walker (Minnesota)
S Jordan Babineaux (Seattle)
T Pat McQuistan (Miami)
S Anthony Smith (Green Bay)
T Adam Terry (Jacksonville)
RB Kestahn Moore (Washington)
WR Kevin Curtis (Kansas City)

Players Lost (4)

DE Jason Babin (Philadelphia)
QB Kerry Collins (Indianapolis)
LB Stephen Tulloch (Detroit)
TE Bo Scaife (Cincinnati)

2010

Players Signed (6)

LB Will Witherspoon (Philadelphia)
P/K Ricky Schmitt (San Francisco)
DE Jason Babin (Philadelphia)
CB Tye Hill (Atlanta)
QB Chris Simms (Denver)
TE Sean Ryan (Washington)

Players Lost (2)

DE Kyle Vanden Bosch (Detroit)
TE Alge Crumpler (New England)

2009

Players Signed (5)

CB DeMarcus Faggins (Houston)
DT Jovan Haye (Tampa Bay)
WR Mark Jones (Carolina)
QB Patrick Ramsey (Denver)
WR Nate Washington (Pittsburgh)

Players Lost (6)

CB Chris Carr (Baltimore)
DT Albert Haynesworth (Washington)
WR Brandon Jones (San Francisco)
CB Eric King (Detroit)
T Daniel Loper (Detroit)
QB Chris Simms (Denver)

2008

Players Signed (7)

TE Dwayne Blakley (Atlanta)
CB Chris Carr (RFA-Oakland)
TE Alge Crumpler (Atlanta)
DE Jevon Kearse (Philadelphia)
WR Justin McCareins (N.Y. Jets)
OT Jake Scott (Indianapolis)
LB Josh Stamer (Buffalo)

Players Lost (8)

G Jacob Bell (St. Louis)
RB Chris Brown (Houston)
LB Gilbert Gardner (Detroit)
TE Ben Hartsock (Atlanta)
DE Travis LaBoy (Arizona)
DE Antwan Odom (Cincinnati)
DT Randy Starks (Miami)
TE Ben Troupe (Tampa Bay)

2007

Players Signed (6)

LB Ryan Fowler (RFA-Dallas)
WR Justin Gage (Chicago)
CB Nick Harper (Indianapolis)
CB Kelly Herndon (Seattle)
QB Tim Rattay (Tampa Bay)
S Bryan Scott (New Orleans)

Players Lost (3)

WR Drew Bennett (St. Louis)
DT Robaire Smith (Cleveland)
WR Bobby Wade (Minnesota)

2006

Players Signed (4)

WR David Givens (New England)
S Chris Hope (Pittsburgh)
C Kevin Mawae (N.Y. Jets)
LB David Thornton (Indianapolis)

Players Lost (4)

LB Rocky Boiman (Dallas)
C Justin Hartwig (Carolina)
LB Brad Kassell (N.Y. Jets)
S Tank Williams (Minnesota)

ALL-TIME HEAD COACHES SUMMARY

| COACH | YEARS | WON | LOST | TIED | PCT. | PTS. | ALLOWED |
|---------------------|------------------|------------|------------|----------|-------------|---------------|---------------|
| Lou Rymkus* | 1960-61 | 12 | 7 | 1 | .625 | 546 | 414 |
| Wally Lemm | 1961, 1966-70 | 38 | 40 | 4 | .487 | 1,785 | 1,702 |
| Frank "Pop" Ivy | 1962-63 | 17 | 12 | 0 | .586 | 706 | 662 |
| Sammy Baugh | 1964 | 4 | 10 | 0 | .285 | 310 | 355 |
| Hugh "Bones" Taylor | 1965 | 4 | 10 | 0 | .285 | 298 | 429 |
| Ed Hughes | 1971 | 4 | 9 | 1 | .321 | 251 | 330 |
| Bill Peterson** | 1972-73 | 1 | 18 | 0 | .052 | 241 | 553 |
| Sid Gillman | 1973-74 | 8 | 15 | 0 | .347 | 358 | 556 |
| O.A. "Bum" Phillips | 1975-80 | 59 | 38 | 0 | .608 | 1,857 | 1,741 |
| Ed Biles*** | 1981-83 | 8 | 23 | 0 | .258 | 526 | 774 |
| Chuck Studley | 1983 | 2 | 8 | 0 | .200 | 179 | 286 |
| Hugh Campbell**** | 1984-85 | 8 | 22 | 0 | .266 | 487 | 787 |
| Jerry Glanville | 1985-89 | 35 | 35 | 0 | .500 | 1,535 | 1,637 |
| Jack Pardee# | 1990-94 | 44 | 35 | 0 | .556 | 1,771 | 1,418 |
| Jeff Fisher | 1994-2010 | 147 | 126 | 0 | .538 | 5,872 | 5,719 |
| Mike Munchak | 2011-13 | 22 | 26 | 0 | .458 | 1,017 | 1,069 |
| Ken Whisenhunt## | 2014-15 | 3 | 20 | 0 | .130 | 379 | 597 |
| Mike Mularkey | 2015-17 | 21 | 22 | 0 | .488 | 925 | 1,054 |
| TOTALS | 1960-2017 | 437 | 476 | 6 | .478 | 19,020 | 20,083 |

(includes postseason)

* Released after five games in 1961

** Released after five games in 1973

*** Resigned after six games in 1983

**** Released after 14 games in 1985

Released after 10 games in 1994

Released after seven games in 2015

ALL-TIME STARTING QUARTERBACK SUMMARY (REGULAR SEASON)

| Quarterback | Seasons | Wins | Losses | Ties | Pct. | Quarterback | Seasons | Wins | Losses | Ties | Pct. |
|-----------------|---------|------|--------|------|------|--------------------|---------|------|--------|------|------|
| George Blanda | 1960-66 | 44 | 38 | 0 | .537 | Brent Pease | 1987-88 | 2 | 1 | 0 | .667 |
| Jacky Lee | 1960-67 | 4 | 5 | 1 | .450 | Cody Carlson | 1987-94 | 11 | 8 | 0 | .579 |
| Don Trull | 1964-69 | 4 | 9 | 2 | .333 | Billy Joe Tolliver | 1994 | 0 | 7 | 0 | .000 |
| Buddy Humphrey | 1966 | 0 | 1 | 0 | .000 | Bucky Richardson | 1992-94 | 1 | 3 | 0 | .250 |
| Pete Beathard | 1967-69 | 15 | 11 | 0 | .577 | Chris Chandler | 1995-96 | 11 | 14 | 0 | .440 |
| Bob Davis | 1967-69 | 3 | 2 | 1 | .583 | Steve McNair | 1995-05 | 76 | 55 | 0 | .580 |
| Charley Johnson | 1970-71 | 3 | 11 | 0 | .214 | Neil O'Donnell | 1999-03 | 6 | 2 | 0 | .750 |
| Jerry Rhome | 1970 | 0 | 3 | 0 | .000 | Billy Volek | 2000-06 | 3 | 7 | 0 | .300 |
| John Hadl | 1970 | 0 | 0 | 1 | .500 | Matt Mauck | 2005 | 0 | 1 | 0 | .000 |
| Dan Pastorini | 1971-79 | 53 | 55 | 0 | .491 | Vince Young | 2006-10 | 30 | 17 | 0 | .638 |
| Lynn Dickey | 1971-74 | 2 | 7 | 1 | .250 | Kerry Collins | 2006-10 | 15 | 17 | 0 | .469 |
| Kent Nix | 1972 | 0 | 1 | 0 | .000 | Rusty Smith | 2010-11 | 0 | 1 | 0 | .000 |
| John Hadl | 1976-77 | 1 | 5 | 0 | .167 | Matt Hasselbeck | 2011-12 | 11 | 10 | 0 | .524 |
| Gifford Nielsen | 1978-83 | 3 | 11 | 0 | .214 | Jake Locker | 2011-14 | 9 | 14 | 0 | .391 |
| Ken Stabler | 1980-81 | 16 | 12 | 0 | .571 | Ryan Fitzpatrick | 2013 | 3 | 6 | 0 | .333 |
| John Reaves | 1981 | 1 | 1 | 0 | .500 | Charlie Whitehurst | 2014 | 1 | 4 | 0 | .200 |
| Archie Manning | 1982-83 | 0 | 8 | 0 | .000 | Zach Mettenberger | 2014-15 | 0 | 10 | 0 | .000 |
| Oliver Luck | 1982-86 | 3 | 6 | 0 | .333 | Marcus Mariota | 2015-17 | 20 | 22 | 0 | .476 |
| Warren Moon | 1984-93 | 70 | 69 | 0 | .504 | Matt Cassel | 2016-17 | 1 | 1 | 0 | .500 |



YEAR-BY-YEAR STARTING QUARTERBACKS

2017 (10-8)

| Date | W-L | Opponent | Starter |
|----------|-----|------------------|---------|
| Sept. 10 | L | Oakland | Mariota |
| Sept. 17 | W | Jacksonville | Mariota |
| Sept. 24 | W | Seattle | Mariota |
| Oct. 1 | L | Houston | Mariota |
| Oct. 8 | L | Miami | Cassel |
| Oct. 16 | W | Indianapolis | Mariota |
| Oct. 22 | W | Cleveland | Mariota |
| Nov. 5 | W | Baltimore | Mariota |
| Nov. 12 | W | Cincinnati | Mariota |
| Nov. 16 | L | Pittsburgh | Mariota |
| Nov. 26 | W | Indianapolis | Mariota |
| Dec. 3 | W | Houston | Mariota |
| Dec. 10 | L | Arizona | Mariota |
| Dec. 17 | L | San Francisco | Mariota |
| Dec. 24 | L | Los Angeles Rams | Mariota |
| Dec. 31 | W | Jacksonville | Mariota |

Wild Card

| | | | |
|--------|---|-------------|---------|
| Jan. 6 | W | Kansas City | Mariota |
|--------|---|-------------|---------|

Divisional

| | | | |
|---------|---|-------------|---------|
| Jan. 13 | L | New England | Mariota |
|---------|---|-------------|---------|

Mariota (10-7), Cassel (0-1)

2016 (9-7)

| Date | W-L | Opponent | Starter |
|----------|-----|-----------------|---------|
| Sept. 11 | L | Minnesota | Mariota |
| Sept. 18 | W | at Detroit | Mariota |
| Sept. 25 | L | Oakland | Mariota |
| Oct. 2 | L | at Houston | Mariota |
| Oct. 9 | W | at Miami | Mariota |
| Oct. 16 | W | Cleveland | Mariota |
| Oct. 23 | L | Indianapolis | Mariota |
| Oct. 27 | W | Jacksonville | Mariota |
| Nov. 6 | L | at San Diego | Mariota |
| Nov. 13 | W | Green Bay | Mariota |
| Nov. 20 | L | at Indianapolis | Mariota |
| Nov. 27 | W | at Chicago | Mariota |
| Dec. 11 | W | Denver | Mariota |
| Dec. 18 | W | at Kansas City | Mariota |
| Dec. 24 | L | at Jacksonville | Mariota |
| Jan. 1 | W | Houston | Cassel |

Mariota (8-7), Cassel (1-0)

2015 (3-13)

| Date | W-L | Opponent | Starter |
|----------|-----|-----------------|--------------|
| Sept. 13 | W | at Tampa Bay | Mariota |
| Sept. 20 | L | at Cleveland | Mariota |
| Sept. 27 | L | Indianapolis | Mariota |
| Oct. 11 | L | Buffalo | Mariota |
| Oct. 18 | L | Miami | Mariota |
| Oct. 25 | L | Atlanta | Mettenberger |
| Nov. 1 | L | at Houston | Mettenberger |
| Nov. 8 | W | at New Orleans | Mariota |
| Nov. 15 | L | Carolina | Mariota |
| Nov. 19 | L | at Jacksonville | Mariota |
| Nov. 29 | L | Oakland | Mariota |
| Dec. 6 | W | Jacksonville | Mariota |
| Dec. 13 | L | at N.Y. Jets | Mariota |
| Dec. 20 | L | at New England | Mariota |
| Dec. 27 | L | Houston | Mettenberger |
| Jan. 3 | L | at Indianapolis | Mettenberger |

Mariota (3-9), Mettenberger (0-4)

2014 (2-14)

| Date | W-L | Opponent | Starter |
|----------|-----|-----------------|------------|
| Sept. 7 | W | at Kansas City | Locker |
| Sept. 14 | L | Dallas | Locker |
| Sept. 21 | L | at Cincinnati | Locker |
| Sept. 28 | L | at Indianapolis | Whitehurst |

| | | | |
|---------|---|-----------------|--------------|
| Oct. 5 | L | Cleveland | Locker |
| Oct. 12 | W | Jacksonville | Whitehurst |
| Oct. 19 | L | at Washington | Whitehurst |
| Oct. 26 | L | Houston | Mettenberger |
| Nov. 9 | L | at Baltimore | Mettenberger |
| Nov. 17 | L | Pittsburgh | Mettenberger |
| Nov. 23 | L | at Philadelphia | Mettenberger |
| Nov. 30 | L | at Houston | Mettenberger |
| Dec. 7 | L | N.Y. Giants | Mettenberger |
| Dec. 14 | L | N.Y. Jets | Locker |
| Dec. 18 | L | at Jacksonville | Whitehurst |
| Dec. 28 | L | Indianapolis | Whitehurst |

Locker (1-4), Whitehurst (1-4), Mettenberger (0-6)

2013 (7-9)

| Date | W-L | Opponent | Starter |
|----------|-----|-----------------|-------------|
| Sept. 8 | W | at Pittsburgh | Locker |
| Sept. 15 | L | at Houston | Locker |
| Sept. 22 | W | San Diego | Locker |
| Sept. 29 | W | N.Y. Jets | Locker |
| Oct. 6 | L | Kansas City | Fitzpatrick |
| Oct. 13 | L | at Seattle | Fitzpatrick |
| Oct. 20 | L | San Francisco | Locker |
| Nov. 3 | W | at St. Louis | Locker |
| Nov. 10 | L | Jacksonville | Locker |
| Nov. 14 | L | Indianapolis | Fitzpatrick |
| Nov. 24 | W | at Oakland | Fitzpatrick |
| Dec. 1 | L | at Indianapolis | Fitzpatrick |
| Dec. 8 | L | at Denver | Fitzpatrick |
| Dec. 15 | L | Arizona | Fitzpatrick |
| Dec. 22 | W | at Jacksonville | Fitzpatrick |
| Dec. 29 | W | Houston | Fitzpatrick |

Locker (4-3), Fitzpatrick (3-6)

2012 (6-10)

| Date | W-L | Opponent | Starter |
|----------|-----|-----------------|------------|
| Sept. 9 | L | New England | Locker |
| Sept. 16 | L | at San Diego | Locker |
| Sept. 23 | W | Detroit | Locker |
| Sept. 30 | L | at Houston | Locker |
| Oct. 7 | L | at Minnesota | Hasselbeck |
| Oct. 11 | W | Pittsburgh | Hasselbeck |
| Oct. 21 | W | at Buffalo | Hasselbeck |
| Oct. 28 | L | Indianapolis | Hasselbeck |
| Nov. 4 | L | Chicago | Hasselbeck |
| Nov. 11 | W | at Miami | Locker |
| Nov. 25 | L | at Jacksonville | Locker |
| Dec. 2 | L | Houston | Locker |
| Dec. 9 | L | at Indianapolis | Locker |
| Dec. 17 | W | N.Y. Jets | Locker |
| Dec. 23 | L | at Green Bay | Locker |
| Dec. 30 | W | Jacksonville | Locker |

Locker (4-7), Hasselbeck (2-3)

2011 (9-7)

| Date | W-L | Opponent | Starter |
|----------|-----|-----------------|------------|
| Sept. 11 | L | at Jacksonville | Hasselbeck |
| Sept. 18 | W | Baltimore | Hasselbeck |
| Sept. 25 | W | Denver | Hasselbeck |
| Oct. 2 | W | at Cleveland | Hasselbeck |
| Oct. 9 | L | at Pittsburgh | Hasselbeck |
| Oct. 23 | L | Houston | Hasselbeck |
| Oct. 30 | W | Indianapolis | Hasselbeck |
| Nov. 6 | L | Cincinnati | Hasselbeck |
| Nov. 13 | W | at Carolina | Hasselbeck |
| Nov. 20 | L | at Atlanta | Hasselbeck |
| Nov. 27 | W | Tampa Bay | Hasselbeck |
| Dec. 4 | W | at Buffalo | Hasselbeck |
| Dec. 11 | L | New Orleans | Hasselbeck |
| Dec. 18 | L | at Indianapolis | Hasselbeck |

| | | | |
|---------|---|--------------|------------|
| Dec. 24 | W | Jacksonville | Hasselbeck |
| Jan. 1 | W | at Houston | Hasselbeck |

Hasselbeck (9-7)

2010 (6-10)

| Date | W-L | Opponent | Starter |
|----------|-----|-----------------|---------|
| Sept. 12 | W | Oakland | Young |
| Sept. 19 | L | Pittsburgh | Young |
| Sept. 26 | W | at N.Y. Giants | Young |
| Oct. 3 | L | Denver | Young |
| Oct. 10 | W | at Dallas | Young |
| Oct. 18 | W | at Jacksonville | Young |
| Oct. 24 | W | Philadelphia | Collins |
| Oct. 31 | L | at San Diego | Young |
| Nov. 14 | L | at Miami | Collins |
| Nov. 21 | L | Washington | Young |
| Nov. 28 | L | at Houston | Smith |
| Dec. 5 | L | Jacksonville | Collins |
| Dec. 9 | L | Indianapolis | Collins |
| Dec. 19 | W | Houston | Collins |
| Dec. 26 | L | at Kansas City | Collins |
| Jan. 2 | L | at Indianapolis | Collins |

Young (4-4), Collins (2-5), Smith (0-1)

2009 (8-8)

| Date | W-L | Opponent | Starter |
|----------|-----|------------------|---------|
| Sept. 10 | L | at Pittsburgh | Collins |
| Sept. 20 | L | Houston | Collins |
| Sept. 27 | L | at N.Y. Jets | Collins |
| Oct. 4 | L | at Jacksonville | Collins |
| Oct. 11 | L | Indianapolis | Collins |
| Oct. 18 | L | at New England | Collins |
| Nov. 1 | W | Jacksonville | Young |
| Nov. 8 | W | at San Francisco | Young |
| Nov. 15 | W | Buffalo | Young |
| Nov. 23 | W | at Houston | Young |
| Nov. 29 | W | Arizona | Young |
| Dec. 6 | L | at Indianapolis | Young |
| Dec. 13 | W | St. Louis | Young |
| Dec. 20 | W | Miami | Young |
| Dec. 25 | L | San Diego | Young |
| Jan. 3 | W | at Seattle | Young |

Young (8-2), Collins (0-6)

2008 (13-3)

| Date | W-L | Opponent | Starter |
|----------|-----|-----------------|---------|
| Sept. 7 | W | Jacksonville | Young |
| Sept. 14 | W | at Cincinnati | Collins |
| Sept. 21 | W | Houston | Collins |
| Sept. 28 | W | Minnesota | Collins |
| Oct. 5 | W | at Baltimore | Collins |
| Oct. 19 | W | at Kansas City | Collins |
| Oct. 27 | W | Indianapolis | Collins |
| Nov. 2 | W | Green Bay | Collins |
| Nov. 9 | W | at Chicago | Collins |
| Nov. 16 | W | at Jacksonville | Collins |
| Nov. 23 | L | N.Y. Jets | Collins |
| Nov. 27 | W | at Detroit | Collins |
| Dec. 7 | W | Cleveland | Collins |
| Dec. 14 | L | at Houston | Collins |
| Dec. 21 | W | Pittsburgh | Collins |
| Dec. 28 | L | at Indianapolis | Collins |

Divisional

| | | | |
|---------|-------|-----------|---------|
| Jan. 10 | L (P) | Baltimore | Collins |
|---------|-------|-----------|---------|

Young (1-0), Collins (12-3, 0-1)

2007 (10-6)

| Date | W-L | Opponent | Starter |
|----------|-----|-----------------|---------|
| Sept. 9 | W | at Jacksonville | Young |
| Sept. 16 | L | Indianapolis | Young |

YEAR-BY-YEAR STARTING QUARTERBACKS

| | | | |
|----------|---|-----------------|---------|
| Sept. 24 | W | at New Orleans | Young |
| Oct. 7 | W | Atlanta | Young |
| Oct. 14 | L | at Tampa Bay | Young |
| Oct. 21 | W | at Houston | Collins |
| Oct. 28 | W | Oakland | Young |
| Nov. 4 | W | Carolina | Young |
| Nov. 11 | L | Jacksonville | Young |
| Nov. 19 | L | at Denver | Young |
| Nov. 25 | L | at Cincinnati | Young |
| Dec. 2 | W | Houston | Young |
| Dec. 9 | L | San Diego | Young |
| Dec. 16 | W | at Kansas City | Young |
| Dec. 23 | W | N.Y. Jets | Young |
| Dec. 30 | W | at Indianapolis | Young |

Wild Card

| | | | |
|--------|-------|--------------|-------|
| Jan. 6 | L (P) | at San Diego | Young |
|--------|-------|--------------|-------|

Young (9-6, 0-1), Collins (1-0)**2006 (8-8)**

| Date | W-L | Opponent | Starter |
|----------|-----|-----------------|---------|
| Sept. 10 | L | N.Y. Jets | Collins |
| Sept. 17 | L | at San Diego | Collins |
| Sept. 24 | L | at Miami | Collins |
| Oct. 1 | L | Dallas | Young |
| Oct. 8 | L | at Indianapolis | Young |
| Oct. 15 | W | at Washington | Young |
| Oct. 29 | W | Houston | Young |
| Nov. 5 | L | at Jacksonville | Young |
| Nov. 12 | L | Baltimore | Young |
| Nov. 19 | W | at Philadelphia | Young |
| Nov. 26 | W | N.Y. Giants | Young |
| Dec. 3 | W | Indianapolis | Young |
| Dec. 10 | W | at Houston | Young |
| Dec. 17 | W | Jacksonville | Young |
| Dec. 24 | W | at Buffalo | Young |
| Dec. 31 | L | New England | Young |

Young (8-5), Collins (0-3)**2005 (4-12)**

| Date | W-L | Opponent | Starter |
|----------|-----|-----------------|---------|
| Sept. 11 | L | at Pittsburgh | McNair |
| Sept. 18 | W | Baltimore | McNair |
| Sept. 25 | L | at St. Louis | McNair |
| Oct. 2 | L | Indianapolis | McNair |
| Oct. 9 | W | at Houston | McNair |
| Oct. 16 | L | Cincinnati | McNair |
| Oct. 23 | L | at Arizona | Volek |
| Oct. 30 | L | Oakland | McNair |
| Nov. 6 | L | at Cleveland | McNair |
| Nov. 20 | L | Jacksonville | McNair |
| Nov. 27 | W | San Francisco | McNair |
| Dec. 4 | L | at Indianapolis | McNair |
| Dec. 11 | W | Houston | McNair |
| Dec. 18 | L | Seattle | McNair |
| Dec. 24 | L | at Miami | McNair |
| Jan. 1 | L | at Jacksonville | Mauck |

McNair (4-10), Volek (0-1), Mauck (0-1)**2004 (5-11)**

| Date | W-L | Opponent | Starter |
|----------|-----|-----------------|---------|
| Sept. 11 | W | at Miami | McNair |
| Sept. 19 | L | Indianapolis | McNair |
| Sept. 26 | L | Jacksonville | McNair |
| Oct. 3 | L | at San Diego | Volek |
| Oct. 11 | W | at Green Bay | McNair |
| Oct. 17 | L | Houston | McNair |
| Oct. 24 | L | at Minnesota | McNair |
| Oct. 31 | W | Cincinnati | Volek |
| Nov. 14 | L | Chicago | Volek |
| Nov. 21 | W | at Jacksonville | McNair |
| Nov. 28 | L | at Houston | McNair |

| | | | |
|---------|---|-----------------|-------|
| Dec. 5 | L | at Indianapolis | Volek |
| Dec. 13 | L | Kansas City | Volek |
| Dec. 19 | L | at Oakland | Volek |
| Dec. 25 | L | Denver | Volek |
| Jan. 2 | W | Detroit | Volek |

Volek (2-6), McNair (3-5)**2003 (12-4)**

| Date | W-L | Opponent | Starter |
|----------|-----|-----------------|-----------|
| Sept. 7 | W | Oakland | McNair |
| Sept. 14 | L | at Indianapolis | McNair |
| Sept. 21 | W | New Orleans | McNair |
| Sept. 28 | W | at Pittsburgh | McNair |
| Oct. 5 | L | at New England | McNair |
| Oct. 12 | W | Houston | McNair |
| Oct. 19 | W | at Carolina | McNair |
| Oct. 26 | W | at Jacksonville | McNair |
| Nov. 9 | W | Miami | McNair |
| Nov. 16 | W | Jacksonville | McNair |
| Nov. 23 | W | at Atlanta | McNair |
| Dec. 1 | L | at N.Y. Jets | McNair |
| Dec. 7 | L | at Indianapolis | McNair |
| Dec. 14 | W | Buffalo | Volek |
| Dec. 21 | W | at Houston | McNair |
| Dec. 28 | W | Tampa Bay | O'Donnell |

Wild Card

| | | | |
|--------|-------|--------------|--------|
| Jan. 3 | W (P) | at Baltimore | McNair |
|--------|-------|--------------|--------|

Divisional

| | | | |
|---------|-------|----------------|--------|
| Jan. 10 | L (P) | at New England | McNair |
|---------|-------|----------------|--------|

McNair (10-4, 1-1), Volek (1-0), O'Donnell (1-0)**2002 (11-5)**

| Date | W-L | Opponent | Starter |
|----------|-----|-----------------|---------|
| Sept. 8 | W | Philadelphia | McNair |
| Sept. 15 | L | at Dallas | McNair |
| Sept. 22 | L | Cleveland | McNair |
| Sept. 28 | L | at Oakland | McNair |
| Oct. 6 | L | Washington | McNair |
| Oct. 13 | W | Jacksonville | McNair |
| Oct. 27 | W | at Cincinnati | McNair |
| Nov. 3 | W | at Indianapolis | McNair |
| Nov. 10 | W | Houston | McNair |
| Nov. 17 | W | Pittsburgh | McNair |
| Nov. 24 | L | at Baltimore | McNair |
| Dec. 1 | W | at N.Y. Giants | McNair |
| Dec. 8 | W | Indianapolis | McNair |
| Dec. 16 | W | New England | McNair |
| Dec. 22 | W | at Jacksonville | McNair |
| Dec. 29 | W | at Houston | McNair |

Divisional

| | | | |
|---------|-------|------------|--------|
| Jan. 11 | W (P) | Pittsburgh | McNair |
|---------|-------|------------|--------|

AFC Championship

| | | | |
|---------|-------|------------|--------|
| Jan. 19 | L (P) | at Oakland | McNair |
|---------|-------|------------|--------|

McNair (11-5, 1-1)**2001 (7-9)**

| Date | W-L | Opponent | Starter |
|----------|-----|-----------------|-----------|
| Sept. 9 | L | Miami | McNair |
| Sept. 23 | L | at Jacksonville | O'Donnell |
| Oct. 7 | L | at Baltimore | McNair |
| Oct. 14 | W | Tampa Bay | McNair |
| Oct. 21 | W | at Detroit | McNair |
| Oct. 29 | L | at Pittsburgh | McNair |
| Nov. 4 | W | Jacksonville | McNair |
| Nov. 12 | L | Baltimore | McNair |
| Nov. 18 | W | at Cincinnati | McNair |
| Nov. 25 | L | Pittsburgh | McNair |
| Dec. 2 | W | at Cleveland | McNair |
| Dec. 9 | L | at Minnesota | McNair |
| Dec. 16 | W | Green Bay | McNair |
| Dec. 22 | W | at Oakland | McNair |

| | | | |
|---------|---|------------|--------|
| Dec. 30 | L | Cleveland | McNair |
| Jan. 6 | L | Cincinnati | McNair |

McNair (7-8), O'Donnell (0-1)**2000 (13-3)**

| Date | W-L | Opponent | Starter |
|----------|-----|-----------------|-----------|
| Sept. 3 | L | at Buffalo | McNair |
| Sept. 10 | W | Kansas City | McNair |
| Sept. 24 | W | at Pittsburgh | O'Donnell |
| Oct. 1 | W | N.Y. Giants | McNair |
| Oct. 8 | W | at Cincinnati | McNair |
| Oct. 16 | W | Jacksonville | McNair |
| Oct. 22 | W | at Baltimore | McNair |
| Oct. 30 | W | at Washington | McNair |
| Nov. 5 | W | Pittsburgh | McNair |
| Nov. 12 | L | Baltimore | McNair |
| Nov. 19 | W | Cleveland | McNair |
| Nov. 26 | L | at Jacksonville | McNair |
| Dec. 3 | W | at Philadelphia | McNair |
| Dec. 10 | W | Cincinnati | McNair |
| Dec. 17 | W | at Cleveland | McNair |
| Dec. 25 | W | Dallas | McNair |

Divisional

| | | | |
|--------|-------|-----------|--------|
| Jan. 7 | L (P) | Baltimore | McNair |
|--------|-------|-----------|--------|

McNair (12-3, 0-1), O'Donnell (1-0)**1999 (13-3)**

| Date | W-L | Opponent | Starter |
|----------|-----|------------------|-----------|
| Sept. 12 | W | Cincinnati | McNair |
| Sept. 19 | W | Cleveland | O'Donnell |
| Sept. 26 | W | at Jacksonville | O'Donnell |
| Oct. 3 | L | at San Francisco | O'Donnell |
| Oct. 10 | W | Baltimore | O'Donnell |
| Oct. 17 | W | at New Orleans | O'Donnell |
| Oct. 31 | W | St. Louis | McNair |
| Nov. 7 | L | at Miami | McNair |
| Nov. 14 | W | at Cincinnati | McNair |
| Nov. 21 | W | Pittsburgh | McNair |
| Nov. 28 | W | at Cleveland | McNair |
| Dec. 5 | L | at Baltimore | McNair |
| Dec. 9 | W | Oakland | McNair |
| Dec. 19 | W | Atlanta | McNair |
| Dec. 26 | W | Jacksonville | McNair |
| Jan. 2 | W | at Pittsburgh | McNair |

Wild Card

| | | | |
|--------|-------|---------|--------|
| Jan. 8 | W (P) | Buffalo | McNair |
|--------|-------|---------|--------|

Divisional

| | | | |
|---------|-------|-----------------|--------|
| Jan. 16 | W (P) | at Indianapolis | McNair |
|---------|-------|-----------------|--------|

AFC Championship

| | | | |
|---------|-------|-----------------|--------|
| Jan. 23 | W (P) | at Jacksonville | McNair |
|---------|-------|-----------------|--------|

Super Bowl XXXIV

| | | | |
|---------|-------|-----------|--------|
| Jan. 30 | L (P) | St. Louis | McNair |
|---------|-------|-----------|--------|

McNair (9-2, 3-1), O'Donnell (4-1)**1998 (8-8)**

| Date | W-L | Opponent | Starter |
|----------|-----|-----------------|---------|
| Sept. 6 | W | at Cincinnati | McNair |
| Sept. 13 | L | San Diego | McNair |
| Sept. 20 | L | at New England | McNair |
| Sept. 27 | L | Jacksonville | McNair |
| Oct. 11 | W | at Baltimore | McNair |
| Oct. 18 | W | Cincinnati | McNair |
| Oct. 25 | L | Chicago | McNair |
| Nov. 1 | W | at Pittsburgh | McNair |
| Nov. 8 | W | at Tampa Bay | McNair |
| Nov. 15 | W | Pittsburgh | McNair |
| Nov. 22 | L | N.Y. Jets | McNair |
| Nov. 29 | L | at Seattle | McNair |
| Dec. 6 | W | Baltimore | McNair |
| Dec. 13 | W | at Jacksonville | McNair |
| Dec. 20 | L | at Green Bay | McNair |
| Dec. 26 | L | Minnesota | McNair |

YEAR-BY-YEAR STARTING QUARTERBACKS

McNair (8-8)

1997 (8-8)

| Date | W-L | Opponent | Starter |
|----------|-----|-----------------|---------|
| Aug. 31 | W | Oakland | McNair |
| Sept. 7 | L | at Miami | McNair |
| Sept. 21 | L | Baltimore | McNair |
| Sept. 28 | L | at Pittsburgh | McNair |
| Oct. 5 | L | at Seattle | McNair |
| Oct. 12 | W | Cincinnati | McNair |
| Oct. 19 | W | Washington | McNair |
| Oct. 26 | W | at Arizona | McNair |
| Nov. 2 | L | Jacksonville | McNair |
| Nov. 9 | W | N.Y. Giants | McNair |
| Nov. 16 | L | at Jacksonville | McNair |
| Nov. 23 | W | Buffalo | McNair |
| Nov. 27 | W | at Dallas | McNair |
| Dec. 4 | L | at Cincinnati | McNair |
| Dec. 14 | L | at Baltimore | McNair |
| Dec. 21 | W | Pittsburgh | McNair |

McNair (8-8)

1996 (8-8)

| Date | W-L | Opponent | Starter |
|----------|-----|-----------------|----------|
| Sept. 1 | L | Kansas City | Chandler |
| Sept. 8 | W | at Jacksonville | Chandler |
| Sept. 15 | W | Baltimore | Chandler |
| Sept. 29 | L | at Pittsburgh | Chandler |
| Oct. 6 | W | at Cincinnati | Chandler |
| Oct. 13 | W | at Atlanta | Chandler |
| Oct. 20 | W | Pittsburgh | Chandler |
| Oct. 27 | L | San Francisco | Chandler |
| Nov. 3 | L | at Seattle | McNair |
| Nov. 10 | W | at New Orleans | Chandler |
| Nov. 17 | L | Miami | Chandler |
| Nov. 24 | L | Carolina | Chandler |
| Dec. 1 | W | N.Y. Jets | McNair |
| Dec. 8 | L | Jacksonville | McNair |
| Dec. 15 | L | Cincinnati | Chandler |
| Dec. 22 | W | at Baltimore | McNair |

Chandler (6-6), McNair (2-2)

1995 (7-9)

| Date | W-L | Opponent | Starter |
|----------|-----|-----------------|----------|
| Sept. 3 | W | at Jacksonville | Chandler |
| Sept. 10 | L | Pittsburgh | Chandler |
| Sept. 17 | L | Cleveland | Furrer |
| Sept. 24 | W | at Cincinnati | Chandler |
| Oct. 1 | L | Jacksonville | Chandler |
| Oct. 8 | L | at Minnesota | Chandler |
| Oct. 22 | L | at Chicago | Chandler |
| Oct. 29 | W | Tampa Bay | Chandler |
| Nov. 5 | W | at Cleveland | Chandler |
| Nov. 12 | L | Cincinnati | Chandler |
| Nov. 19 | L | at Kansas City | Chandler |
| Nov. 26 | W | Denver | Chandler |
| Dec. 3 | L | at Pittsburgh | Chandler |
| Dec. 10 | L | Detroit | Chandler |
| Dec. 17 | W | N.Y. Jets | McNair |
| Dec. 24 | W | Buffalo | McNair |

Chandler (5-8), McNair (2-0), Furrer (0-1)

1994 (2-14)

| Date | W-L | Opponent | Starter |
|----------|-----|-----------------|------------|
| Sept. 4 | L | at Indianapolis | Carlson |
| Sept. 11 | L | at Dallas | Richardson |
| Sept. 18 | L | Buffalo | Richardson |
| Sept. 25 | W | Cincinnati | Carlson |
| Oct. 3 | L | at Pittsburgh | Carlson |
| Oct. 13 | L | Cleveland | Richardson |
| Oct. 24 | L | at Philadelphia | Carlson |

| | | | |
|---------|---|-----------------|------------|
| Oct. 30 | L | at L.A. Raiders | Tolliver |
| Nov. 6 | L | Pittsburgh | Carlson |
| Nov. 13 | L | at Cincinnati | Tolliver |
| Nov. 21 | L | N.Y. Giants | Tolliver |
| Nov. 27 | L | at Cleveland | Tolliver |
| Dec. 4 | L | Arizona | Tolliver |
| Dec. 11 | L | Seattle | Tolliver |
| Dec. 18 | L | at Kansas City | Tolliver |
| Dec. 24 | W | N.Y. Jets | Richardson |

Tolliver (0-7), Carlson (1-4), Richardson (1-3)

1993 (12-4)

| Date | W-L | Opponent | Starter |
|----------|-----|------------------|---------|
| Sept. 5 | L | at New Orleans | Moon |
| Sept. 12 | W | Kansas City | Moon |
| Sept. 19 | L | at San Diego | Moon |
| Sept. 26 | L | L.A. Rams | Moon |
| Oct. 11 | L | at Buffalo | Moon |
| Oct. 17 | W | at New England | Carlson |
| Oct. 24 | W | Cincinnati | Moon |
| Nov. 7 | W | Seattle | Moon |
| Nov. 14 | W | at Cincinnati | Moon |
| Nov. 21 | W | at Cleveland | Moon |
| Nov. 28 | W | Pittsburgh | Moon |
| Dec. 5 | W | Atlanta | Moon |
| Dec. 12 | W | Cleveland | Moon |
| Dec. 19 | W | at Pittsburgh | Moon |
| Dec. 25 | W | at San Francisco | Moon |
| Jan. 2 | W | N.Y. Jets | Carlson |

Divisional

| | | | |
|---------|-------|-------------|------|
| Jan. 16 | L (P) | Kansas City | Moon |
|---------|-------|-------------|------|

Moon (10-4, 0-1), Carlson (2-0)

1992 (10-6)

| Date | W-L | Opponent | Starter |
|----------|-----|-----------------|---------|
| Sept. 6 | L | Pittsburgh | Moon |
| Sept. 13 | W | at Indianapolis | Moon |
| Sept. 20 | W | Kansas City | Moon |
| Sept. 27 | W | San Diego | Moon |
| Oct. 11 | W | at Cincinnati | Moon |
| Oct. 18 | L | at Denver | Moon |
| Oct. 25 | W | Cincinnati | Moon |
| Nov. 1 | L | at Pittsburgh | Moon |
| Nov. 8 | L | Cleveland | Moon |
| Nov. 15 | W | at Minnesota | Moon |
| Nov. 22 | L | at Miami | Carlson |
| Nov. 26 | W | at Detroit | Carlson |
| Dec. 7 | W | Chicago | Carlson |
| Dec. 13 | L | Green Bay | Carlson |
| Dec. 20 | W | at Cleveland | Carlson |
| Dec. 27 | W | Buffalo | Carlson |

Wild Card

| | | | |
|--------|-------|------------|------|
| Jan. 3 | L (P) | at Buffalo | Moon |
|--------|-------|------------|------|

Moon (6-4, 0-1), Carlson (4-2)

1991 (11-5)

| Date | W-L | Opponent | Starter |
|----------|-----|----------------|---------|
| Sept. 1 | W | L.A. Raiders | Moon |
| Sept. 8 | W | at Cincinnati | Moon |
| Sept. 16 | W | Kansas City | Moon |
| Sept. 22 | L | at New England | Moon |
| Oct. 6 | W | Denver | Moon |
| Oct. 13 | W | at N.Y. Jets | Moon |
| Oct. 20 | W | at Miami | Moon |
| Oct. 27 | W | Cincinnati | Moon |
| Nov. 3 | L | at Washington | Moon |
| Nov. 10 | W | Dallas | Moon |
| Nov. 17 | W | Cleveland | Moon |
| Nov. 24 | L | at Pittsburgh | Moon |
| Dec. 2 | L | Philadelphia | Moon |
| Dec. 8 | W | Pittsburgh | Moon |

| | | | |
|---------|---|----------------|------|
| Dec. 15 | W | at Cleveland | Moon |
| Dec. 21 | L | at N.Y. Giants | Moon |

Wild Card

| | | | |
|---------|-------|-----------|------|
| Dec. 29 | W (P) | N.Y. Jets | Moon |
|---------|-------|-----------|------|

Divisional

| | | | |
|--------|-------|-----------|------|
| Jan. 4 | L (P) | at Denver | Moon |
|--------|-------|-----------|------|

Moon (11-5, 1-1)

1990 (9-7)

| Date | W-L | Opponent | Starter |
|----------|-----|----------------|---------|
| Sept. 9 | L | at Atlanta | Moon |
| Sept. 16 | L | at Pittsburgh | Moon |
| Sept. 23 | W | Indianapolis | Moon |
| Sept. 30 | W | at San Diego | Moon |
| Oct. 7 | L | San Francisco | Moon |
| Oct. 14 | W | Cincinnati | Moon |
| Oct. 21 | W | New Orleans | Moon |
| Oct. 28 | L | N.Y. Jets | Moon |
| Nov. 4 | L | at L.A. Rams | Moon |
| Nov. 18 | W | at Cleveland | Moon |
| Nov. 25 | W | Buffalo | Moon |
| Dec. 2 | L | at Seattle | Moon |
| Dec. 9 | W | Cleveland | Moon |
| Dec. 16 | W | at Kansas City | Moon |
| Dec. 23 | L | at Cincinnati | Moon |
| Dec. 30 | W | Pittsburgh | Carlson |

Wild Card

| | | | |
|--------|-------|---------------|---------|
| Jan. 6 | L (P) | at Cincinnati | Carlson |
|--------|-------|---------------|---------|

Moon (8-7), Carlson (1-0, 0-1)

1989 (9-7)

| Date | W-L | Opponent | Starter |
|----------|-----|----------------|---------|
| Sept. 10 | L | at Minnesota | Moon |
| Sept. 17 | W | at San Diego | Moon |
| Sept. 24 | L | Buffalo | Moon |
| Oct. 1 | W | Miami | Moon |
| Oct. 8 | L | at New England | Moon |
| Oct. 15 | W | at Chicago | Moon |
| Oct. 22 | W | Pittsburgh | Moon |
| Oct. 29 | L | at Cleveland | Moon |
| Nov. 5 | W | Detroit | Moon |
| Nov. 13 | W | Cincinnati | Moon |
| Nov. 19 | W | L.A. Raiders | Moon |
| Nov. 26 | L | at Kansas City | Moon |
| Dec. 3 | W | at Pittsburgh | Moon |
| Dec. 10 | W | Tampa Bay | Moon |
| Dec. 17 | L | at Cincinnati | Moon |
| Dec. 23 | L | Cleveland | Moon |

Wild Card

| | | | |
|---------|-------|------------|------|
| Dec. 31 | L (P) | Pittsburgh | Moon |
|---------|-------|------------|------|

Moon (9-7, 0-1)

1988 (10-6)

| Date | W-L | Opponent | Starter |
|----------|-----|-----------------|---------|
| Sept. 4 | W | at Indianapolis | Moon |
| Sept. 11 | W | L.A. Raiders | Carlson |
| Sept. 18 | L | at N.Y. Jets | Carlson |
| Sept. 25 | W | New England | Carlson |
| Oct. 2 | L | at Philadelphia | Carlson |
| Oct. 9 | W | Kansas City | Carlson |
| Oct. 16 | W | at Pittsburgh | Moon |
| Oct. 23 | L | at Cincinnati | Moon |
| Oct. 30 | W | Washington | Moon |
| Nov. 7 | W | Cleveland | Moon |
| Nov. 13 | L | at Seattle | Moon |
| Nov. 20 | W | Phoenix | Moon |
| Nov. 24 | W | at Dallas | Moon |
| Dec. 4 | L | Pittsburgh | Moon |
| Dec. 11 | W | Cincinnati | Moon |
| Dec. 18 | L | at Cleveland | Moon |

Wild Card

| | | | |
|---------|-------|--------------|------|
| Dec. 24 | W (P) | at Cleveland | Moon |
|---------|-------|--------------|------|

YEAR-BY-YEAR STARTING QUARTERBACKS

Divisional

| | | | |
|--------|-------|------------|------|
| Jan. 1 | L (P) | at Buffalo | Moon |
|--------|-------|------------|------|

Moon (7-4, 1-1), Carlson (3-2)

1987 (9-6)

| Date | W-L | Opponent | Starter |
|----------|-----|------------------|---------|
| Sept. 13 | W | L.A. Rams | Moon |
| Sept. 20 | L | at Buffalo | Moon |
| Oct. 4 | W | at Denver | Pease |
| Oct. 11 | W | at Cleveland | Pease |
| Oct. 18 | L | New England | Pease |
| Oct. 25 | W | Atlanta | Moon |
| Nov. 1 | W | at Cincinnati | Moon |
| Nov. 8 | L | at San Francisco | Moon |
| Nov. 15 | W | at Pittsburgh | Moon |
| Nov. 22 | L | Cleveland | Moon |
| Nov. 29 | L | at Indianapolis | Moon |
| Dec. 6 | W | San Diego | Moon |
| Dec. 13 | L | at New Orleans | Moon |
| Dec. 20 | W | Pittsburgh | Moon |
| Dec. 27 | W | Cincinnati | Moon |

Wild Card

| | | | |
|--------|-------|---------|------|
| Jan. 3 | W (P) | Seattle | Moon |
|--------|-------|---------|------|

Divisional

| | | | |
|---------|-------|-----------|------|
| Jan. 10 | L (P) | at Denver | Moon |
|---------|-------|-----------|------|

Moon (7-5, 1-1), Pease (2-1)

1986 (5-11)

| Date | W-L | Opponent | Starter |
|----------|-----|----------------|---------|
| Sept. 7 | W | at Green Bay | Moon |
| Sept. 14 | L | Cleveland | Moon |
| Sept. 21 | L | at Kansas City | Moon |
| Sept. 28 | L | Pittsburgh | Moon |
| Oct. 5 | L | at Detroit | Moon |
| Oct. 12 | L | Chicago | Moon |
| Oct. 19 | L | at Cincinnati | Moon |
| Oct. 26 | L | L.A. Raiders | Moon |
| Nov. 2 | L | at Miami | Moon |
| Nov. 9 | W | Cincinnati | Moon |
| Nov. 16 | L | at Pittsburgh | Moon |
| Nov. 23 | W | Indianapolis | Moon |
| Nov. 30 | L | at Cleveland | Moon |
| Dec. 7 | L | at San Diego | Luck |
| Dec. 14 | W | Minnesota | Moon |
| Dec. 21 | W | Buffalo | Moon |

Moon (5-10), Luck (0-1)

1985 (5-11)

| Date | W-L | Opponent | Starter |
|----------|-----|-----------------|---------|
| Sept. 8 | W | Miami | Moon |
| Sept. 15 | L | at Washington | Moon |
| Sept. 22 | L | at Pittsburgh | Moon |
| Sept. 29 | L | Dallas | Moon |
| Oct. 6 | L | at Denver | Moon |
| Oct. 13 | L | Cleveland | Moon |
| Oct. 20 | W | Cincinnati | Moon |
| Oct. 27 | W | at St. Louis | Moon |
| Nov. 3 | W | Kansas City | Moon |
| Nov. 10 | L | at Buffalo | Moon |
| Nov. 17 | L | Pittsburgh | Moon |
| Nov. 24 | W | San Diego | Luck |
| Dec. 1 | L | at Cincinnati | Luck |
| Dec. 8 | L | N.Y. Giants | Moon |
| Dec. 15 | L | at Cleveland | Moon |
| Dec. 22 | L | at Indianapolis | Moon |

Moon (4-10), Luck (1-1)

1984 (3-13)

| Date | W-L | Opponent | Starter |
|---------|-----|--------------|---------|
| Sept. 2 | L | L.A. Raiders | Moon |
| Sept. 9 | L | Indianapolis | Moon |

| | | | |
|----------|---|----------------|------|
| Sept. 16 | L | at San Diego | Moon |
| Sept. 23 | L | at Atlanta | Moon |
| Sept. 30 | L | New Orleans | Moon |
| Oct. 7 | L | at Cincinnati | Moon |
| Oct. 14 | L | at Miami | Moon |
| Oct. 21 | L | San Francisco | Moon |
| Oct. 28 | L | Cincinnati | Moon |
| Nov. 4 | L | at Pittsburgh | Moon |
| Nov. 11 | W | at Kansas City | Moon |
| Nov. 18 | W | N.Y. Jets | Moon |
| Nov. 25 | L | at Cleveland | Moon |
| Dec. 2 | W | Pittsburgh | Moon |
| Dec. 9 | L | at L.A. Rams | Moon |
| Dec. 16 | L | Cleveland | Moon |

Moon (3-13)

1983 (2-14)

| Date | W-L | Opponent | Starter |
|----------|-----|-----------------|---------|
| Sept. 4 | L | Green Bay | Manning |
| Sept. 11 | L | at L.A. Raiders | Manning |
| Sept. 18 | L | Pittsburgh | Manning |
| Sept. 25 | L | at Buffalo | Nielsen |
| Oct. 2 | L | at Pittsburgh | Nielsen |
| Oct. 9 | L | Denver | Nielsen |
| Oct. 16 | L | at Minnesota | Nielsen |
| Oct. 23 | L | Kansas City | Nielsen |
| Oct. 30 | L | at Cleveland | Nielsen |
| Nov. 6 | L | Cincinnati | Nielsen |
| Nov. 13 | W | Detroit | Luck |
| Nov. 20 | L | at Cincinnati | Luck |
| Nov. 27 | L | at Tampa Bay | Luck |
| Dec. 4 | L | Miami | Luck |
| Dec. 11 | W | Cleveland | Luck |
| Dec. 18 | L | at Baltimore | Luck |

Nielsen (0-7), Luck (2-4), Manning (0-3)

1982 (1-8)

| Date | W-L | Opponent | Starter |
|----------|-----|-----------------|---------|
| Sept. 12 | L | at Cincinnati | Nielsen |
| Sept. 19 | W | Seattle | Nielsen |
| Nov. 21 | L | Pittsburgh | Nielsen |
| Nov. 28 | L | at New England | Manning |
| Dec. 5 | L | at N.Y. Giants | Manning |
| Dec. 13 | L | Dallas | Manning |
| Dec. 19 | L | at Philadelphia | Manning |
| Dec. 26 | L | Cleveland | Manning |
| Jan. 2 | L | Cincinnati | Nielsen |

Nielsen (1-3), Manning (0-5)

1981 (7-9)

| Date | W-L | Opponent | Starter |
|----------|-----|------------------|---------|
| Sept. 6 | W | at L.A. Rams | Stabler |
| Sept. 13 | W | at Cleveland | Stabler |
| Sept. 20 | L | Miami | Stabler |
| Sept. 27 | L | at N.Y. Jets | Stabler |
| Oct. 4 | W | Cincinnati | Stabler |
| Oct. 11 | W | Seattle | Stabler |
| Oct. 18 | L | at New England | Stabler |
| Oct. 26 | L | at Pittsburgh | Stabler |
| Nov. 1 | L | at Cincinnati | Stabler |
| Nov. 8 | W | Oakland | Reaves |
| Nov. 15 | L | at Kansas City | Reaves |
| Nov. 22 | L | New Orleans | Stabler |
| Nov. 29 | L | Atlanta | Stabler |
| Dec. 3 | W | Cleveland | Stabler |
| Dec. 13 | L | at San Francisco | Nielsen |
| Dec. 20 | W | Pittsburgh | Nielsen |

Stabler (5-7), Reaves (1-1), Nielsen (1-1)

1980 (11-5)

| Date | W-L | Opponent | Starter |
|------|-----|----------|---------|
|------|-----|----------|---------|

| | | | |
|----------|---|----------------|---------|
| Sept. 7 | L | at Pittsburgh | Stabler |
| Sept. 15 | W | at Cleveland | Stabler |
| Sept. 21 | W | Baltimore | Stabler |
| Sept. 28 | W | at Cincinnati | Stabler |
| Oct. 5 | L | Seattle | Stabler |
| Oct. 12 | L | at Kansas City | Stabler |
| Oct. 19 | W | Tampa Bay | Stabler |
| Oct. 26 | W | Cincinnati | Stabler |
| Nov. 2 | W | at Denver | Stabler |
| Nov. 10 | W | New England | Stabler |
| Nov. 16 | W | at Chicago | Stabler |
| Nov. 23 | L | at N.Y. Jets | Stabler |
| Nov. 30 | L | Cleveland | Stabler |
| Dec. 4 | W | Pittsburgh | Stabler |
| Dec. 14 | W | at Green Bay | Stabler |
| Dec. 21 | W | Minnesota | Stabler |

Wild Card

| | | | |
|---------|-------|------------|---------|
| Dec. 28 | L (P) | at Oakland | Stabler |
|---------|-------|------------|---------|

Stabler (11-5, 0-1)

1979 (11-5)

| Date | W-L | Opponent | Starter |
|----------|-----|---------------|-----------|
| Sept. 2 | W | at Washington | Pastorini |
| Sept. 9 | L | at Pittsburgh | Pastorini |
| Sept. 16 | W | Kansas City | Nielsen |
| Sept. 23 | W | at Cincinnati | Pastorini |
| Sept. 30 | W | Cleveland | Pastorini |
| Oct. 7 | L | St. Louis | Pastorini |
| Oct. 14 | W | at Baltimore | Pastorini |
| Oct. 21 | L | at Seattle | Pastorini |
| Oct. 28 | W | N.Y. Jets | Pastorini |
| Nov. 5 | W | at Miami | Pastorini |
| Nov. 11 | W | Oakland | Pastorini |
| Nov. 18 | W | Cincinnati | Pastorini |
| Nov. 22 | W | at Dallas | Pastorini |
| Dec. 2 | L | at Cleveland | Pastorini |
| Dec. 10 | W | Pittsburgh | Pastorini |
| Dec. 16 | L | Philadelphia | Pastorini |

Wild Card

| | | | |
|---------|-------|--------|-----------|
| Dec. 23 | W (P) | Denver | Pastorini |
|---------|-------|--------|-----------|

Divisional

| | | | |
|---------|-------|--------------|---------|
| Dec. 29 | W (P) | at San Diego | Nielsen |
|---------|-------|--------------|---------|

AFC Championship

| | | | |
|--------|-------|---------------|-----------|
| Jan. 6 | L (P) | at Pittsburgh | Pastorini |
|--------|-------|---------------|-----------|

Pastorini (10-5, 1-1), Nielsen (1-0, 1-0)

1978 (10-6)

| Date | W-L | Opponent | Starter |
|----------|-----|----------------|-----------|
| Sept. 3 | L | at Atlanta | Pastorini |
| Sept. 10 | W | at Kansas City | Pastorini |
| Sept. 17 | W | San Francisco | Pastorini |
| Sept. 24 | L | L.A. Rams | Pastorini |
| Oct. 1 | W | at Cleveland | Pastorini |
| Oct. 8 | L | at Oakland | Pastorini |
| Oct. 15 | W | Buffalo | Pastorini |
| Oct. 23 | W | at Pittsburgh | Pastorini |
| Oct. 29 | L | at Cincinnati | Pastorini |
| Nov. 5 | W | Cleveland | Pastorini |
| Nov. 12 | W | at New England | Pastorini |
| Nov. 20 | W | Miami | Pastorini |
| Nov. 26 | W | Cincinnati | Pastorini |
| Dec. 3 | L | Pittsburgh | Pastorini |
| Dec. 10 | W | at New Orleans | Pastorini |
| Dec. 17 | L | San Diego | Pastorini |

Wild Card

| | | | |
|---------|-------|----------|-----------|
| Dec. 24 | W (P) | at Miami | Pastorini |
|---------|-------|----------|-----------|

Divisional

| | | | |
|---------|-------|----------------|-----------|
| Dec. 31 | W (P) | at New England | Pastorini |
|---------|-------|----------------|-----------|

AFC Championship

| | | | |
|--------|-------|---------------|-----------|
| Jan. 7 | L (P) | at Pittsburgh | Pastorini |
|--------|-------|---------------|-----------|

Pastorini (10-6, 2-1)

YEAR-BY-YEAR STARTING QUARTERBACKS

1977 (8-6)

| Date | W-L | Opponent | Starter |
|----------|-----|---------------|-----------|
| Sept. 18 | W | N.Y. Jets | Pastorini |
| Sept. 25 | W | at Green Bay | Pastorini |
| Oct. 2 | L | at Miami | Pastorini |
| Oct. 9 | W | Pittsburgh | Pastorini |
| Oct. 16 | L | Cleveland | Hadl |
| Oct. 23 | L | at Pittsburgh | Pastorini |
| Oct. 30 | L | at Cincinnati | Hadl |
| Nov. 6 | W | Chicago | Pastorini |
| Nov. 13 | L | at Oakland | Pastorini |
| Nov. 20 | W | at Seattle | Pastorini |
| Nov. 27 | W | Kansas City | Pastorini |
| Dec. 4 | L | Denver | Pastorini |
| Dec. 11 | W | at Cleveland | Pastorini |
| Dec. 18 | W | Cincinnati | Pastorini |

Pastorini (8-4), Hadl (0-2)

1976 (5-9)

| Date | W-L | Opponent | Starter |
|----------|-----|----------------|-----------|
| Sept. 12 | W | Tampa Bay | Pastorini |
| Sept. 19 | W | at Buffalo | Pastorini |
| Sept. 26 | L | Oakland | Pastorini |
| Oct. 3 | W | at New Orleans | Pastorini |
| Oct. 10 | W | Denver | Pastorini |
| Oct. 17 | L | at San Diego | Pastorini |
| Oct. 24 | L | Cincinnati | Pastorini |
| Nov. 1 | L | at Baltimore | Pastorini |
| Nov. 7 | L | Cleveland | Pastorini |
| Nov. 14 | L | at Cincinnati | Hadl |
| Nov. 21 | L | at Pittsburgh | Hadl |
| Nov. 28 | W | Atlanta | Hadl |
| Dec. 5 | L | at Cleveland | Hadl |
| Dec. 11 | L | Pittsburgh | Pastorini |

Pastorini (4-6), Hadl (1-3)

1975 (10-4)

| Date | W-L | Opponent | Starter |
|----------|-----|------------------|-----------|
| Sept. 21 | W | at New England | Pastorini |
| Sept. 28 | W | San Diego | Pastorini |
| Oct. 5 | L | Cincinnati | Pastorini |
| Oct. 12 | W | at Cleveland | Pastorini |
| Oct. 19 | W | Washington | Pastorini |
| Oct. 26 | W | Detroit | Pastorini |
| Nov. 2 | W | at Kansas City | Pastorini |
| Nov. 9 | L | at Pittsburgh | Pastorini |
| Nov. 16 | W | Miami | Pastorini |
| Nov. 24 | L | Pittsburgh | Pastorini |
| Nov. 30 | L | at Cincinnati | Pastorini |
| Dec. 7 | W | at San Francisco | Pastorini |
| Dec. 14 | W | at Oakland | Pastorini |
| Dec. 21 | W | Cleveland | Pastorini |

Pastorini (10-4)

1974 (7-7)

| Date | W-L | Opponent | Starter |
|----------|-----|---------------|-----------|
| Sept. 15 | W | San Diego | Dickey |
| Sept. 22 | L | at Cleveland | Dickey |
| Sept. 29 | L | Kansas City | Dickey |
| Oct. 6 | L | Pittsburgh | Dickey |
| Oct. 13 | L | at Minnesota | Pastorini |
| Oct. 20 | L | St. Louis | Pastorini |
| Oct. 27 | W | at Cincinnati | Pastorini |
| Nov. 3 | W | at N.Y. Jets | Pastorini |
| Nov. 10 | W | at Buffalo | Pastorini |
| Nov. 17 | W | Cincinnati | Pastorini |
| Nov. 24 | L | Dallas | Pastorini |
| Dec. 1 | W | at Pittsburgh | Pastorini |
| Dec. 8 | L | at Denver | Pastorini |
| Dec. 15 | W | Cleveland | Pastorini |

Pastorini (6-4), Dickey (1-3)

1973 (1-13)

| Date | W-L | Opponent | Starter |
|----------|-----|----------------|-----------|
| Sept. 16 | L | at N.Y. Giants | Pastorini |
| Sept. 23 | L | at Cincinnati | Pastorini |
| Sept. 30 | L | Pittsburgh | Pastorini |
| Oct. 7 | L | L.A. Rams | Pastorini |
| Oct. 14 | L | Denver | Pastorini |
| Oct. 21 | L | at Cleveland | Pastorini |
| Oct. 28 | L | at Chicago | Pastorini |
| Nov. 4 | W | at Baltimore | Dickey |
| Nov. 11 | L | Cleveland | Dickey |
| Nov. 18 | L | at Kansas City | Dickey |
| Nov. 25 | L | New England | Dickey |
| Dec. 2 | L | Oakland | Pastorini |
| Dec. 9 | L | at Pittsburgh | Pastorini |
| Dec. 16 | L | Cincinnati | Pastorini |

Pastorini (0-10), Dickey (1-3)

1972 (1-13)

| Date | W-L | Opponent | Starter |
|----------|-----|---------------|-----------|
| Sept. 17 | L | at Denver | Pastorini |
| Sept. 24 | L | at Miami | Pastorini |
| Oct. 1 | W | N.Y. Jets | Pastorini |
| Oct. 9 | L | Oakland | Pastorini |
| Oct. 15 | L | at Pittsburgh | Pastorini |
| Oct. 22 | L | Cleveland | Pastorini |
| Oct. 29 | L | at Cincinnati | Pastorini |
| Nov. 5 | L | at Cleveland | Pastorini |
| Nov. 12 | L | Philadelphia | Pastorini |
| Nov. 19 | L | Green Bay | Pastorini |
| Nov. 26 | L | at San Diego | Pastorini |
| Dec. 3 | L | at Atlanta | Pastorini |
| Dec. 10 | L | Pittsburgh | Pastorini |
| Dec. 17 | L | Cincinnati | Nix |

Pastorini (1-12), Nix (0-1)

1971 (4-9-1)

| Date | W-L | Opponent | Starter |
|----------|-----|----------------|-----------|
| Sept. 19 | L | at Cleveland | Johnson |
| Sept. 26 | L | Kansas City | Johnson |
| Oct. 3 | T | New Orleans | Dickey |
| Oct. 10 | L | at Washington | Johnson |
| Oct. 17 | L | Detroit | Pastorini |
| Oct. 24 | L | at Pittsburgh | Pastorini |
| Oct. 31 | W | Cincinnati | Pastorini |
| Nov. 7 | L | at New England | Pastorini |
| Nov. 14 | L | at Oakland | Dickey |
| Nov. 21 | L | at Cincinnati | Pastorini |
| Nov. 28 | L | Cleveland | Johnson |
| Dec. 5 | W | Pittsburgh | Pastorini |
| Dec. 12 | W | at Buffalo | Pastorini |
| Dec. 19 | W | San Diego | Pastorini |

Johnson (0-4), Pastorini (4-4), Dickey (0-1-1)

1970 (3-10-1)

| Date | W-L | Opponent | Starter |
|----------|-----|----------------|---------|
| Sept. 20 | W | at Pittsburgh | Johnson |
| Sept. 27 | L | Miami | Johnson |
| Oct. 4 | W | at Cincinnati | Johnson |
| Oct. 11 | L | Baltimore | Johnson |
| Oct. 18 | L | Pittsburgh | Johnson |
| Oct. 25 | T | at San Diego | Hadl |
| Nov. 1 | L | at St. Louis | Rhyme |
| Nov. 8 | L | at Kansas City | Johnson |
| Nov. 15 | L | San Francisco | Johnson |
| Nov. 22 | L | at Cleveland | Johnson |
| Nov. 29 | W | Denver | Johnson |
| Dec. 7 | L | Cleveland | Johnson |
| Dec. 13 | L | Cincinnati | Rhyme |
| Dec. 20 | L | at Dallas | Rhyme |

Johnson (3-7), Rhyme (0-3), Hadl (0-0-1)

1969 (6-6-2)

| Date | W-L | Opponent | Starter |
|----------|-----|----------------|----------|
| Sept. 14 | L | at Oakland | Beathard |
| Sept. 21 | W | at Buffalo | Beathard |
| Sept. 28 | W | Miami | Beathard |
| Oct. 5 | W | Buffalo | Beathard |
| Oct. 12 | L | at Kansas City | Beathard |
| Oct. 20 | L | at N.Y. Jets | Beathard |
| Oct. 26 | W | Denver | Beathard |
| Nov. 2 | L | at Boston | Beathard |
| Nov. 9 | T | Cincinnati | Trull |
| Nov. 16 | T | at Denver | Trull |
| Nov. 23 | W | at Miami | Beathard |
| Nov. 27 | L | San Diego | Beathard |
| Dec. 6 | L | N.Y. Jets | Trull |
| Dec. 14 | W | Boston | Beathard |

Playoff

Dec. 21 L (P) at Oakland Beathard

Beathard (6-5, 0-1), Trull (0-1-2)

1968 (7-7)

| Date | W-L | Opponent | Starter |
|----------|-----|----------------|----------|
| Sept. 9 | L | Kansas City | Beathard |
| Sept. 14 | W | at Miami | Beathard |
| Sept. 21 | L | at San Diego | Beathard |
| Sept. 29 | L | Oakland | Beathard |
| Oct. 6 | L | Miami | Davis |
| Oct. 13 | W | at Boston | Davis |
| Oct. 20 | L | N.Y. Jets | Davis |
| Oct. 27 | W | at Buffalo | Trull |
| Nov. 3 | W | at Cincinnati | Trull |
| Nov. 10 | L | at N.Y. Jets | Trull |
| Nov. 17 | W | Denver | Beathard |
| Nov. 28 | L | at Kansas City | Beathard |
| Dec. 7 | W | Buffalo | Beathard |
| Dec. 15 | W | Boston | Trull |

Beathard (3-4), Trull (3-1), Davis (1-2)

1967 (9-4-1)

| Date | W-L | Opponent | Starter |
|----------|-----|----------------|----------|
| Sept. 9 | L | Kansas City | Lee |
| Sept. 17 | W | at Buffalo | Lee |
| Sept. 24 | L | at San Diego | Lee |
| Oct. 1 | W | Denver | Davis |
| Oct. 15 | T | at N.Y. Jets | Davis |
| Oct. 22 | W | at Kansas City | Beathard |
| Oct. 29 | W | Buffalo | Beathard |
| Nov. 5 | L | at Boston | Beathard |
| Nov. 12 | W | at Denver | Beathard |
| Nov. 26 | W | Boston | Beathard |
| Dec. 3 | W | Miami | Beathard |
| Dec. 10 | L | Oakland | Beathard |
| Dec. 16 | W | San Diego | Beathard |
| Dec. 23 | W | at Miami | Beathard |

AFL Championship

Dec. 31 L (P) at Oakland Beathard

Beathard (7-2, 0-1), Lee (1-2), Davis (1-0-1)

1966 (3-11)

| Date | W-L | Opponent | Starter |
|----------|-----|----------------|---------|
| Sept. 3 | W | Denver | Blanda |
| Sept. 10 | W | Oakland | Blanda |
| Sept. 18 | L | at N.Y. Jets | Blanda |
| Sept. 25 | L | at Buffalo | Blanda |
| Oct. 2 | L | at Denver | Blanda |
| Oct. 16 | W | N.Y. Jets | Blanda |
| Oct. 23 | L | Miami | Blanda |
| Oct. 30 | L | at Kansas City | Blanda |
| Nov. 6 | L | at Oakland | Trull |
| Nov. 13 | L | at Boston | Trull |

YEAR-BY-YEAR STARTING QUARTERBACKS

| | | | |
|---------|---|-----------|----------|
| Nov. 20 | L | Buffalo | Trull |
| Dec. 4 | L | San Diego | Trull |
| Dec. 11 | L | Boston | Humphrey |
| Dec. 18 | L | at Miami | Trull |

Blanda (3-5), Trull (0-5), Humphrey (0-1)

1965 (4-10)

| Date | W-L | Opponent | Starter |
|----------|-----|----------------|---------|
| Sept. 12 | W | N.Y. Jets | Blanda |
| Sept. 19 | W | Boston | Blanda |
| Sept. 26 | L | at Oakland | Blanda |
| Oct. 3 | L | at San Diego | Blanda |
| Oct. 17 | L | at Denver | Blanda |
| Oct. 24 | W | Kansas City | Trull |
| Oct. 31 | W | at Buffalo | Trull |
| Nov. 7 | L | Oakland | Blanda |
| Nov. 14 | L | Denver | Blanda |
| Nov. 21 | L | at N.Y. Jets | Blanda |
| Nov. 28 | L | at Kansas City | Blanda |
| Dec. 5 | L | Buffalo | Blanda |
| Dec. 12 | L | San Diego | Trull |
| Dec. 18 | L | at Boston | Blanda |

Blanda (2-9), Trull (2-1)

1964 (4-10)

| Date | W-L | Opponent | Starter |
|----------|-----|----------------|---------|
| Sept. 12 | L | at San Diego | Blanda |
| Sept. 19 | W | Oakland | Blanda |
| Sept. 27 | W | at Denver | Blanda |
| Oct. 4 | L | at Kansas City | Blanda |
| Oct. 11 | L | Buffalo | Blanda |
| Oct. 17 | L | at N.Y. Jets | Blanda |
| Oct. 25 | L | San Diego | Blanda |
| Nov. 1 | L | at Buffalo | Blanda |
| Nov. 6 | L | at Boston | Blanda |
| Nov. 15 | L | at Oakland | Blanda |
| Nov. 22 | L | Kansas City | Trull |
| Nov. 29 | L | Boston | Blanda |
| Dec. 13 | W | N.Y. Jets | Blanda |
| Dec. 20 | W | Denver | Blanda |

Blanda (4-9), Trull (0-1)

1963 (6-8)

| Date | W-L | Opponent | Starter |
|----------|-----|--------------|---------|
| Sept. 7 | L | Oakland | Blanda |
| Sept. 14 | W | Denver | Blanda |
| Sept. 22 | L | at N.Y. Jets | Blanda |
| Sept. 28 | W | Buffalo | Blanda |
| Oct. 6 | L | Kansas City | Blanda |
| Oct. 13 | W | Denver | Blanda |
| Oct. 20 | W | Buffalo | Blanda |
| Oct. 27 | W | Kansas City | Blanda |
| Nov. 1 | L | at Boston | Blanda |
| Nov. 10 | W | N.Y. Jets | Blanda |
| Dec. 1 | L | at San Diego | Blanda |
| Dec. 8 | L | Boston | Blanda |
| Dec. 15 | L | San Diego | Lee |
| Dec. 22 | L | at Oakland | Blanda |

Blanda (6-7), Lee (0-1)

1962 (11-3)

| Date | W-L | Opponent | Starter |
|----------|-----|----------------|---------|
| Sept. 9 | W | at Buffalo | Blanda |
| Sept. 16 | L | at Boston | Blanda |
| Sept. 23 | W | at San Diego | Blanda |
| Oct. 7 | W | Buffalo | Blanda |
| Oct. 14 | W | N.Y. Titans | Blanda |
| Oct. 21 | L | at Denver | Blanda |
| Oct. 28 | L | Dallas | Blanda |
| Nov. 4 | W | at Dallas | Blanda |
| Nov. 11 | W | at Oakland | Blanda |
| Nov. 18 | W | Boston | Blanda |
| Nov. 25 | W | San Diego | Blanda |
| Dec. 2 | W | Denver | Blanda |
| Dec. 9 | W | Oakland | Blanda |
| Dec. 15 | W | at N.Y. Titans | Blanda |

AFL Championship

Dec. 23 L (P) Dallas Blanda

Blanda (11-3, 0-1)

1961 (10-3-1)

| Date | W-L | Opponent | Starter |
|----------|-----|----------------|---------|
| Sept. 9 | W | Oakland | Blanda |
| Sept. 24 | L | at San Diego | Blanda |
| Oct. 1 | L | at Dallas | Blanda |
| Oct. 8 | L | Buffalo | Lee |
| Oct. 13 | T | at Boston | Lee |
| Oct. 22 | W | Dallas | Lee |
| Oct. 29 | W | at Buffalo | Blanda |
| Nov. 5 | W | at Denver | Blanda |
| Nov. 12 | W | Boston | Blanda |
| Nov. 19 | W | N.Y. Titans | Blanda |
| Nov. 26 | W | Denver | Blanda |
| Dec. 3 | W | San Diego | Blanda |
| Dec. 10 | W | at N.Y. Titans | Blanda |
| Dec. 17 | W | at Oakland | Blanda |

AFL Championship

Dec. 24 W (P) at San Diego Blanda

Blanda (9-2, 1-0), Lee (1-1-1)

1960 (10-4)

| Date | W-L | Opponent | Starter |
|----------|-----|------------------|---------|
| Sept. 11 | W | at Oakland | Blanda |
| Sept. 18 | W | L.A. Chargers | Blanda |
| Sept. 25 | L | Oakland | Blanda |
| Oct. 9 | W | N.Y. Titans | Blanda |
| Oct. 16 | W | Dallas | Blanda |
| Oct. 23 | W | at N.Y. Titans | Blanda |
| Oct. 30 | L | at Buffalo | Blanda |
| Nov. 6 | W | at Denver | Blanda |
| Nov. 13 | L | at L.A. Chargers | Blanda |
| Nov. 20 | W | Denver | Lee |
| Nov. 25 | W | at Boston | Lee |
| Dec. 4 | L | at Dallas | Lee |
| Dec. 11 | W | Buffalo | Blanda |
| Dec. 18 | W | Boston | Blanda |

AFL Championship

Jan. 1 W (P) L.A. Chargers Blanda

Blanda (8-3, 1-0), Lee (2-1)



Steve McNair's 76 wins as a starting quarterback are more than any other player in franchise history.

ALL-TIME PRO BOWL SELECTIONS

(Number of individual Pro Bowls selected in parenthesis)

AFL ALL-STARs

- 1961** Tony Banfield, CB (1)
George Blanda, QB (1)
Billy Cannon, HB (1)
Don Floyd, DE (1)
Charlie Hennigan, E (1)
Ed Husmann, DT (1)
Al Jamison, T (1)
Mark Johnston, S (1)
Bob McLeod, E (1)
Dennit Morris, LB (1)
Bob Schmidt, C (1)
Charley Tolar, FB (1)
- 1962** Tony Banfield, CB (2)
George Blanda, QB (2)
Willard Dewveall, E (1)
Don Floyd, DE (2)
Fred Glick, S (1)
Charlie Hennigan, E (2)
Ed Husmann, DT (2)
Al Jamison, T (2)
Rich Michael, T (1)
Jim Norton, S (1)
Bob Schmidt, C (2)
Bob Talamini, G (1)
Charley Tolar, FB (2)
- 1963** Tony Banfield, CB (3)
George Blanda, QB (3)
Fred Glick, S (2)
Charlie Hennigan, E (3)
Ed Husmann, DT (3)
Rich Michael, T (2)
Jim Norton, S (2)
Bob Schmidt, C (3)
Bob Talamini, G (2)
Sid Blanks, RB (1)
Don Floyd, DE (3)
Fred Glick, S (3)
Charlie Hennigan, E (4)
Pete Jaquess, CB (1)
Bob Talamini, G (3)
- 1965** Ode Burrell, RB (2)
Willie Frazier, TE (1)
Charlie Hennigan, E (5)
Bob Talamini, G (4)
- 1966** Charles Frazier, E (1)
W.K. Hicks, CB (1)
Bob Talamini, G (5)
- 1967** Woody Campbell, RB (1)
Miller Farr, CB (1)
Hoyle Granger, RB (1)
Pat Holmes, DE (1)
Jim Norton, S (3)
Walter Suggs, T (1)
Bob Talamini, G (6)
George Webster, LB (1)
- 1968** Sonny Bishop, G (1)
Garland Boyette, MLB (1)

- Miller Farr, CB (2)
Hoyle Granger, RB (2)
Glen Ray Hines, T (1)
Pat Holmes, DE (2)
Bobby Maples, C (1)
Alvin Reed, TE (1)
Walter Suggs, T (2)
George Webster, LB (2)
- 1969** Jim Beirne, WR (1)
Elvin Bethea, DE (1)
Garland Boyette, MLB (2)
Miller Farr, CB (3)
Glen Ray Hines, T (2)
Ken Houston, S (2)
Jerry LeVias, WR (1)
Zeke Moore, CB (1)
Alvin Reed, TE (2)
George Webster, LB (3)

AFC PRO BOWL

- 1970** Ken Houston, S (3)
Zeke Moore, CB (2)
- 1971** Elvin Bethea, DE (2)
Ken Houston, S (4)
- 1972** Elvin Bethea, DE (3)
Ken Houston, S (5)
- 1973** Elvin Bethea, DE (4)
- 1974** Elvin Bethea, DE (5)
- 1975** Elvin Bethea, DE (6)
Ken Burrough, WR (1)
Curley Culp, DT (1)
Billy Johnson, KR (1)
Dan Pastorini, QB (1)
Robert Brazile, OLB (1)
Curley Culp, DT (2)
- 1976** Robert Brazile, OLB (2)
- 1977** Robert Brazile, OLB (2)
Ken Burrough, WR (2)
Curley Culp, DT (3)
Billy Johnson, KR (2)
- 1978** Elvin Bethea, DE (7)
Robert Brazile, OLB (3)
Earl Campbell, RB (1)
Curley Culp, DT (4)
- 1979** Elvin Bethea, DE (8)
Robert Brazile, OLB (4)
Earl Campbell, RB (2)
Toni Fritsch, K (1)
Leon Gray, T (1)
Mike Reinfeldt, S (1)
- 1980** Robert Brazile, OLB (5)
Dave Casper, TE (1)
Earl Campbell, RB (3)
Greg Stemrick, CB (1)
- 1981** Robert Brazile, OLB (6)
Earl Campbell, RB (4)
Leon Gray, T (2)
Carl Roaches, KR (1)
- 1982** Robert Brazile, OLB (7)
- 1983** Earl Campbell, RB (5)
- 1984** Mike Munchak, G (1)
- 1985** Mike Munchak, G (2)

- 1987** Keith Bostic, S (1)
Mike Munchak, G (3)
Mike Rozier, RB (1)
- 1988** Keith Bostic, S (2)
Ray Childress, DE (1)
John Grimsley, ILB (1)
Drew Hill, WR (1)
Bruce Matthews, G (1)
Warren Moon, QB (1)
Mike Munchak, G (4)
Mike Rozier, RB (2)
- 1989** Bruce Matthews, G (2)
Warren Moon, QB (2)
Mike Munchak, G (5)
- 1990** Ray Childress, DT (2)
Ernest Givins, WR (1)
Drew Hill, WR (2)
Bruce Matthews, G (3)
Warren Moon, QB (3)
Mike Munchak, G (6)
- 1991** Ray Childress, DT (3)
Cris Dishman, CB (1)
William Fuller, DE (1)
Haywood Jeffires, WR (1)
Bruce Matthews, C (4)
Warren Moon, QB (4)
Mike Munchak, G (7)
Al Smith, MLB (1)
- 1992** Ray Childress, DT (4)
Curtis Duncan, WR (1)
Ernest Givins, WR (2)
Haywood Jeffires, WR (2)
Bruce Matthews, C (5)
Warren Moon, QB (5)
Mike Munchak, G (8)
Al Smith, MLB (2)
Lorenzo White, RB (1)
- 1993** Ray Childress, DT (5)
Haywood Jeffires, WR (3)
Sean Jones, DE (1)
Bruce Matthews, C (6)
Greg Montgomery, P (1)
Warren Moon, QB (6)
Mike Munchak, G (9)
Webster Slaughter, WR (2, 1)
- 1994** Bruce Matthews, C (7)
- 1995** Blaine Bishop, S (1)
Darryll Lewis, CB (1)
Bruce Matthews, C (8)
Mark Stepnoski, C (4, 1)
- 1996** Blaine Bishop, S (2)
Bruce Matthews, G (9)
John Henry Mills, ST (1)
Mark Stepnoski, C (5, 2)
- 1997** Blaine Bishop, S (3)
Eddie George, RB (1)
Bruce Matthews, G (10)
- 1998** Eddie George, RB (2)
Craig Hentrich, P (1)
Bruce Matthews, G (11)
Frank Wycheck, TE (1)

- 1999** Eddie George, RB (3)
Jevon Kearse, DE (1)
Frank Wycheck, TE (2)
Bruce Matthews, G (12)
- 2000** Blaine Bishop, S (4)
Eddie George, RB (4)
Brad Hopkins, T (1)
Jevon Kearse, DE (2)
Derrick Mason, KR (1)
Bruce Matthews, G (13)
Steve McNair, QB (1)
Samari Rolle, CB (1)
Frank Wycheck, TE (3)
- 2001** Bruce Matthews, G (14)
Jevon Kearse, DE (3)
- 2002** Kevin Carter, DE (2, 1)
- 2003** Steve McNair, QB (2)
Keith Bulluck, LB (1)
Brad Hopkins, OT (2)
Craig Hentrich, P (2)
Derrick Mason, WR (2)
- 2005** Steve McNair, QB (3)
Kyle Vanden Bosch, DE (1)
- 2006** Vince Young, QB (1)
- 2007** Rob Bironas, K (1)
Albert Haynesworth, DT (1)
Kyle Vanden Bosch, DE (2)
Cortland Finnegan, CB (1)
Albert Haynesworth, DT (2)
Kevin Mawae, C (7, 1)
Chris Hope, S (1)
Chris Johnson, RB (1)
Michael Roos, OT (1)
Kerry Collins, QB (2, 1)
Michael Griffin, S (1)
- 2009** Chris Johnson, RB (2)
Kevin Mawae, C (8, 2)
Kyle Vanden Bosch, DE (3)
Vince Young, QB (2)
- 2010** Jason Babin, DE (1)
Michael Griffin, S (2)
Chris Johnson, RB (3)
Marc Mariani, KR/PR (1)
- 2013** Alterraun Verner, CB (1)
- 2015** Jurrell Casey, DT (1)
Delanie Walker, TE (1)
- 2016** Jurrell Casey, DT (2)
Taylor Lewan, T (1)
DeMarco Murray, RB (3, 1)
Brian Orakpo, OLB (4, 1)
Delanie Walker, TE (2)
- 2017** Kevin Byard (1)
Jurrell Casey (3)
Brett Kern (1)
Taylor Lewan (2)
Brynden Trawick (1)
Delanie Walker (3)

FRANCHISE PRO FOOTBALL HALL OF FAMERS

GEORGE BLANDA

QUARTERBACK/KICKER • 6'2" • 215 lbs • COLLEGE: KENTUCKY
NFL SEASONS: 26 • YEARS WITH OILERS: 7 (1960-66)
HOMETOWN: YOUNGWOOD, PA. • BORN: SEPT. 27, 1927
GAMES PLAYED: 340 • HALL OF FAME INDUCTION: 1981

George Blanda, who came out of retirement with the emergence of the American Football League in 1960, was the offensive catalyst for the explosive Oiler squads of the early 1960s. He played quarterback and handled the placekicking chores in Columbia blue for seven of his NFL-record 26 seasons in the league. Blanda was the team's leading passer and scorer in each of those seven seasons and still owns franchise records for most extra points (299), most touchdown passes in a season (36) and most touchdown passes in a game (7). He is also third in points scored with 596. The 36 scoring tosses stood as an NFL record for an astounding 23 years. Blanda's NFL career records included most games (340), most points (2,002) and most extra points (943). He also passed for 236 touchdowns. Blanda captained the Oilers to two consecutive AFL titles in 1960 and 1961, earning AFL Player of the Year honors in 1961. Blanda's career was divided into three distinct parts, 10 years with the Chicago Bears, seven seasons with the Houston Oilers and nine years with the Oakland Raiders. In 1970, he became the oldest quarterback to play in a title game. He was just a month shy of his 49th birthday when he retired before the 1976 season. Blanda passed away at age 83 on Sept. 27, 2010.

KEN HOUSTON

SAFETY • 6'3" • 197 lbs • COLLEGE: PRAIRIE VIEW A&M
NFL SEASONS: 14 • YEARS WITH OILERS: 6 (1967-72)
HOMETOWN: LUFKIN, TEXAS • BORN: NOV. 12, 1944
GAMES PLAYED: 196 • HALL OF FAME INDUCTION: 1986

Considered one of the best safeties in football history, Ken Houston picked off 49 passes (898 yards), recovered 21 fumbles and scored 12 touchdowns over his 14-season NFL career, earning Pro Bowl honors 12 consecutive times (1968-69 AFL, 1970-79 NFL). Houston returned an NFL-record nine interceptions for a touchdown in his six seasons as an Oiler. Four of those scores came in 1971, tying an NFL record. He returned two in one game against San Diego in the 1971 season finale, which also ties an NFL mark. His other three touchdowns came on a punt return, a fumble return and a blocked field goal return. Houston also holds the Oilers record for most career interception return yards with 650. With a long, fluid stride, Houston had excellent speed and quickness. His 6-3, 197-pound frame made him an ideal pass defender. Yet his lean, muscular body helped him to become a punishing tackler. Originally a ninth-round draft choice out of Prairie View A&M, Houston earned a starter's role by the third game of his rookie season. Two weeks later in a game against the New York Jets, he scored two touchdowns, one on a 71-yard blocked field goal attempt, and the other on a 43-yard interception return. After excelling for six years with the Oilers, Ken was traded to the Redskins for five veteran players in 1973. The Redskins once referred to Houston as "pro football's most underrated superstar," but his capabilities were widely recognized. He won all-league acclaim with the Oilers in 1969 and 1971, and then was either All-Pro or All-NFC with the Redskins every year from 1973 to 1979. He was selected for either the AFL All-Star game or the AFC-NFC Pro Bowl 12 straight seasons from 1968 through 1979. He played in 183 consecutive games before suffering a broken arm against the New York Giants Nov. 25, 1979.

EARL CAMPBELL

RUNNING BACK • 5'11" • 232 lbs • COLLEGE: TEXAS
NFL SEASONS: 8 • YEARS WITH OILERS: 7 (1978-84)
HOMETOWN: TYLER, TEXAS • BORN: MARCH 29, 1955
GAMES PLAYED: 115 • HALL OF FAME INDUCTION: 1991

Earl Campbell, a 5-11, 232-pound ball-carrying dynamo from the University of Texas, joined the Houston Oilers as the first player taken in the 1978 National Football League Draft. The first player to earn All-Southwest Conference honors four years, Campbell was a consensus All-America

and the Heisman Trophy winner in 1977. Campbell took the NFL by storm from the outset. In 1978, he was named the NFL's Most Valuable Player, All-Pro, and Rookie of the Year. He won the league rushing championship with a club-record 1,450 yards and was named to the AFC Pro Bowl squad. It was more of the same the next two years with NFL rushing titles, MVP honors, and consensus All-Pro acclaim each season. He followed his rookie campaign with 1,697 yards in 1979, but his finest year came in 1980 when he rushed for 1,934 yards, which at the time was second only to O. J. Simpson's 2,003 yards gained in 1973. That year, Campbell gained over 200 yards in four games. In 1981, he won his fourth straight AFC rushing title with 1,376 yards. A sensational runner, Campbell was picked for the Pro Bowl five of his first six NFL seasons (1978-81, 1983). In his eight-year career, which finished in New Orleans, Campbell rushed 2,187 times for 9,407 yards, and 74 touchdowns, retiring as the NFL's seventh all-time leading rusher. He also gained 806 yards on 121 receptions to bring his career combined net yards total to 10,213. He set Oilers records for most career yards (8,574), most career attempts (1,979), most touchdown runs (73) and most consecutive games with a rushing touchdown (5). His most famous performance came in a Monday night game against Miami in his rookie season. That night, he rushed for 199 yards and four touchdowns to lead the Oilers to a spectacular 35-30 victory. In spite of the constant pounding he took from opposing defenders, Earl missed only six games out of 115 because of injuries. Midway into his seventh season, he was traded by the Oilers to the New Orleans Saints for a first-round draft pick. He played a season and a half with the Saints before retiring after the 1985 campaign. Campbell is one of just four people officially designated a Texas Legend by the Texas State Legislature. The others are Davy Crockett, Sam Houston and Stephen F. Austin. Campbell was the only designee of the 20th century.

CHARLIE JOINER

WIDE RECEIVER • 5'11" • 188 lbs • COLLEGE: GRAMBLING
NFL SEASONS: 18 • YEARS WITH OILERS: 4 (1969-72)
HOMETOWN: MANY, LA. • BORN: OCT. 14, 1947
GAMES PLAYED: 239 • HALL OF FAME INDUCTION: 1996

Charlie Joiner played 18 seasons in the NFL, including his first four with the Houston Oilers. One of the league's most prolific receivers, he amassed 750 career receptions for 12,146 yards and 65 touchdowns, ranking as the league's leading receiver of all-time when he retired at the age of 39 in 1986. His 18 seasons played were longer than any other wide receiver in history at the time of his retirement. The Oilers originally targeted Joiner for the defensive backfield when they picked the 5-11, 180-pounder from Grambling in the fourth round of the 1969 AFL-NFL Draft. Joiner played briefly on defense and the kickoff return team but soon became established as a premier pass catcher. Joiner caught 82 of his 750 career passes as an Oiler, totaling 1,480 yards and 12 touchdowns. He paced the squad with 681 yards and seven touchdown grabs in 1971. In his fourth season in 1972, Houston sent him to the Cincinnati Bengals in a four-player swap. Four years later in 1976, he was traded to San Diego. With the Chargers, Joiner blossomed into super-stardom. He and quarterback Dan Fouts formed a lethal pass-catch team that accounted for the preponderance of his 586 receptions as a Charger. During his 11 years in San Diego, Joiner caught 50 or more passes seven times and had 70 or more receptions three seasons. Injuries cut into his playing time at the beginning, but in a 193-game span over his final 13 seasons, Joiner missed only one game. He was an All-NFL pick in 1980 and a Pro Bowl choice three times. In the 1980 AFC title game, he led the Chargers with six receptions for 130 yards and two touchdowns. Blessed with excellent speed and tantalizing moves, Joiner averaged 16.2 yards per catch and accounted for 12,146 yards and 65 touchdowns. When he was inducted into the Pro Football Hall of Fame in 1996, Joiner ranked fifth in receptions and sixth in receiving yardage on the NFL's all-time list. Joiner was once described by San Francisco 49ers coaching great Bill Walsh as "the most intelligent, the smartest, the most calculating receiver the game has ever known."

FRANCHISE PRO FOOTBALL HALL OF FAMERS

MIKE MUNCHAK

GUARD • 6'3" • 281 lbs • COLLEGE: PENN STATE
NFL SEASONS: 12 • YEARS WITH OILERS: 12 (1982-93)
HOMETOWN: SCRANTON, PA. • BORN: MARCH 5, 1960
GAMES PLAYED: 159 • HALL OF FAME INDUCTION: 2001

Mike Munchak was the eighth player overall and the first offensive lineman chosen in the 1982 National Football League draft. Selected by the Oilers, the former Penn State standout was an immediate success with the Houston club, earning the starting left guard spot in his first training camp. The 6-3, 281-pound lineman wasted little time establishing himself as one of the premier guards in the NFL. In 1984, in just his third year in the league, he was named to the first of seven All-AFC teams. That same year he received the first of nine Pro Bowl invitations. Not coincidentally, the Oilers' on-the-field successes increased as Munchak's development and experience increased. From their dismal 1-8 record in the strike-shortened 1982 season, the Oilers improved nearly every year that Munchak played. Along the way, the team advanced to the playoffs seven consecutive years (1987-1993) and captured the 1991 and 1993 AFC Central Divisional crowns. Munchak was a devastating blocker and considered the key to an offensive line that kept the Oilers at or near the top of the NFL's offensive statistical categories. In 1988 he led the Oilers' offensive line that gave up just 24 quarterback sacks which was third in the NFL. It was also the fewest sacks allowed by the team in 10 seasons. The following season the offensive line held opponents to no sacks in six games. In 1991, the Oilers offensive line finished second in the AFC and fourth in the NFL in the fewest quarterback sacks allowed. Behind the Munchak-led line, Houston led the NFL in total offense in 1990 and passing offense in 1990 and 1991. The Oilers finished second in points scored in 1990 and second in total offense in 1991. Equally effective as a run blocker, Munchak led the Oilers offensive charge in 1993 as the team finished fourth in the NFL in both average gain per rushing play (4.4) and average gain per offensive play (5.3). Although he suffered from chronic knee problems, Munchak played in 159 regular season games. His 12 seasons with the Oilers tied him for second longest in the franchise's history at the time of his retirement. He became the first player inducted into the Hall of Fame who played his entire career with the Oilers. Long-time teammate Bruce Matthews presented Munchak for induction.

ELVIN BETHEA

DEFENSIVE END • 6'2" • 260 lbs • COLLEGE: NORTH CAROLINA A&T
NFL SEASONS: 16 • YEARS WITH OILERS: 16 (1968-83)
HOMETOWN: TRENTON, N.J. • BORN: MARCH 1, 1946
GAMES PLAYED: 210 • HALL OF FAME INDUCTION: 2003

Defensive end Elvin Bethea, an eight-time Pro Bowl selection during his outstanding career with the Houston Oilers, was named to the five-man class of the 2003 Pro Football Hall of Fame that included running back Marcus Allen, guard Joe DeLamielleure, wide receiver James Lofton, and coach Hank Stram. A third-round draft pick in 1968 (77th player overall) Bethea played in 210 games over 16 seasons, never missing a game until breaking his arm on Nov. 13, 1977. He was considered a "steal" in a draft class that produced three future Hall of Fame players in Larry Csonka, Art Shell, and Ron Yary. When he retired, he held three team records relating to career service: most seasons (16), most career regular season games played (210), and most consecutive regular season games played (135). Having led the team in sacks in six seasons, Bethea's unofficial 105-career sack total still ranks first in franchise history, including his team-best 17 sacks in 1973. He recorded four sacks and a fumble recovery in his best single game performance against San Diego in 1976. He played in eight playoff games and posted 691 career tackles. Bethea also played in eight Pro Bowls (1970, 1972-1976, 1979, 1980) and earned All-Pro second-team honors in 1973, 1975, 1978, and 1979. More than just a pass rusher, Bethea was also effective against the run. Eventhough 1974 was the first year such statistics were compiled by the Oilers, his 691 career tackles, are still among the best in franchise history, even excluding the first six years of his career. "When people ask me who the best guy I ever played against was I always tell them Elvin Bethea and Lyle Alzado because both

of them were complete ballplayers," said Art Shell, Hall of Fame member of the Oakland Raiders. "Elvin was one of the quickest guys I've ever been around. We always had to double-team him. There were times when I was supposed to block him when he would get by me so quick. And then Gene Upshaw was supposed to pick him up and he also got by him so quick that we would get back to the huddle and Upshaw would say, 'Did you see that?' and I'd say, 'Yeah, I saw that. He just beat the heck out of me too!' Elvin was just a great player."

WARREN MOON

QUARTERBACK • 6'3" • 212 lbs • COLLEGE: WASHINGTON
NFL SEASONS: 17 • YEARS WITH OILERS: 10 (1984-93)
HOMETOWN: LOS ANGELES, CALIF. • BORN: NOVEMBER 18, 1956
GAMES PLAYED: 208 • HALL OF FAME INDUCTION: 2006

Warren Moon, the fourth leading passer in NFL history, was inducted into the 2006 class of the Pro Football Hall of Fame. Moon played 10 years (1984-93) with the Oilers/Titans organization and holds the franchise records for passing yards (33,685) and touchdowns (196), while leading the Oilers to seven consecutive playoff appearances from 1987-93. During a 17-year NFL career, Moon played for the Houston Oilers, Minnesota Vikings, Seattle Seahawks and Kansas City Chiefs and amassed 49,325 passing yards, 291 touchdowns and 102 wins. He earned nine Pro Bowl invitations (tied for the most by a quarterback with John Elway and Dan Marino), posted nine 3,000 yard seasons, 49 300-yard games and led his team to nine playoff appearances. His eight consecutive playoff berths matched a feat accomplished by Terry Bradshaw and Joe Montana. At the time of his retirement, he held the single-season passing yardage record for three different franchises: Oilers (4,367 in 1991), Vikings (4,364 in 1994) and Seahawks (3,678 in 1997). Moon tallied many accomplishments during his Oiler career. His finest season came in 1990, throwing for 4,689 yards (363 for 584) and 33 touchdowns in only 15 games. He earned AP NFL Offensive Player of the Year for his efforts and his third of nine Pro Bowl invitations. Against Kansas City in 1990, Moon threw for 527 yards, which ranks as the second highest single-game total in NFL history (Norm Van Brocklin, 554 yards in 1951). In 1991, he surpassed the previous season's yardage total with 4,690 yards and became just the third player (Marino, Fouts) in NFL history to produce consecutive 4,000 yard passing seasons. Moon joined the Oilers and the NFL in 1984, after six seasons in the Canadian Football League, where he led his team to five Grey Cups (League Champions). In the CFL, Moon threw for 21,228 yards and 144 touchdowns. Moon was driven to play in the CFL after drawing little interest from the NFL as a starting quarterback following his senior season at the University of Washington. Moon became the first African-American quarterback to be inducted into the Pro Football Hall of Fame and his legacy as a minority quarterback cannot be underestimated. At the time of his arrival in the NFL only two black quarterbacks had been significant starters for their NFL teams (Shack Harris, Rams; Doug Williams, Tampa Bay).

BRUCE MATTHEWS

GUARD/TACKLE/CENTER • 6'5" • 305 lbs • COLLEGE: USC
NFL SEASONS: 19 • YEARS WITH OILERS: 19 (1983-2001)
HOMETOWN: ARCADIA, CALIF. • BORN: AUGUST 8, 1961
GAMES PLAYED: 296 • HALL OF FAME INDUCTION: 2007

Arguably one of the best offensive linemen to ever play the game, Bruce Matthews became the first Tennessee Titan to be inducted into the Pro Football Hall of Fame. At the time of his retirement, Matthews played in more NFL games (296) than any non-kicker in the league's history. Longevity and durability were his hallmarks, but that coupled with his unparalleled play, earning a league record 14 consecutive Pro Bowl (9 at guard and 6 at center) selections (tied with Merlin Olsen) and seven times named AP All-Pro, made him one of the all-time greats. He rose to the challenges presented to him in starting at every position on the offensive line during his NFL career (87 C, 99 LG, 67 RG, 22 RT, 17 LT). He becomes the first Hall of Fame offensive lineman to play significant time at all five offensive line

FRANCHISE PRO FOOTBALL HALL OF FAMERS

positions. A constant for the Oilers/Titans franchise, Matthews started in a team record 229 consecutive games (streak started at Indianapolis, Nov. 29, 1987) and never missed a game because of injury. His 19 seasons also are a team record and he ranks second in NFL history for years with one team behind Jackie Slater, who spent 20 seasons with the Rams. Matthews and G Randall McDaniel (Vikings) were the only two NFL players to play in every game during the decade of the 90's. Matthews was a part of nearly one-half of the franchise's first 42-years of history and helped the team win 146 games, make the playoffs nine times, earn the only three AFC Central titles in team history, earn an AFC Championship and the franchise's only Super Bowl appearance. He blocked for 15 quarterbacks and 27 running backs, including five different 1,000-yard rushers (Earl Campbell, Mike Rozier, Lorenzo White, Gary Brown and Eddie George). During his career, he played in offenses that produced nine 1,000-yard rushing seasons and eight 3,000-yard passers. Additionally, he played in 42 different stadiums during his NFL career. During his career, Matthews blocked on a line that helped produce 65 100-yard rushing performances and 48 300-yard passing performances. Originally drafted by the Houston Oilers in the first round (ninth overall) of the 1983 NFL Draft, Matthews earned All-America honors at the University of Southern California. Matthews and his brother, Clay, each played 19 NFL seasons and the duo set an NFL record for games played by a pair of brothers with 574 games. Clay Matthews played in 278 games during his NFL career. Matthews had his number 74 jersey retired by the team and was inducted into the organization's Hall of Fame during a December, 2002 ceremony. Matthews joined a 2007 Hall of Fame class that included Dallas Cowboys WR Michael Irvin, Buffalo Bills RB Thurman Thomas, Detroit Lions TE Charlie Sanders, Cleveland Browns G Gene Hickerson, and St. Louis CB Roger Wehrli.

CURLEY CULP

DEFENSIVE TACKLE • 6'2" • 265 lbs • COLLEGE: ARIZONA STATE
NFL SEASONS: 14 • YEARS WITH OILERS: 7 (1974-1980)
HOMETOWN: YUMA, ARIZ. • BORN: MARCH 10, 1946
GAMES PLAYED: 179 • HALL OF FAME INDUCTION: 2013

Curley Culp was voted into the Pro Football Hall of Fame in 2013. A six-time Pro Bowl selection, Culp played in 179 games during his NFL career with the Kansas City Chiefs (1968-1974), Houston Oilers (1974-1980) and Detroit Lions (1980-81). He was considered the prototypical nose tackle and helped pioneer the 3-4 defense. Hailing from Arizona State, where he was an All-American in both football and wrestling, Culp was selected in the second round of the 1968 NFL Draft by the Denver Broncos, who intended to use him as an offensive guard. However, his brief stint in Denver ended when he was traded to the Chiefs, who inserted him permanently on the defensive side. In 1969, the Chiefs won Super Bowl IV, and Culp was an instrumental member of one of the league's top defenses. He helped the Chiefs defeat the Oakland Raiders in the AFL Championship Game and

the Minnesota Vikings in the Super Bowl. In 1974, during his seventh campaign in Kansas City, Culp was traded to the Oilers along with a first-round draft pick (used to select Robert Brazile) in exchange for John Matuszak. The move paid almost immediate dividends for the Oilers, who previously suffered through 1-13 records in both 1972 and 1973. In 1975, Culp's first full season in Houston, he helped the Oilers to a record of 10-4, the first winning mark for the club in eight years. With Culp anchoring the defense, the Oilers finished with the AFC's top-ranked run defense (third in the NFL). Individually, Culp produced arguably the finest season of his career, recording 11.5 sacks and earning NFL Defensive Player honors by the Newspaper Enterprise Association. Culp continued as a leader of the Oilers defense that culminated in back-to-back appearances in the AFC championship games in 1978 and 1979. He was named to one AFL All-Star Game and five Pro Bowls during his career. Culp also was picked as a first-team All-Pro in 1975 and a second-team selection in 1971, 1977, 1978, and 1979. He was selected first- or second-team All-AFC five times. "Curley Culp was perhaps the strongest man I ever lined up against," said Raiders Hall of Fame center Jim Otto. Culp used his strong wrestling background to create havoc for opposing guards and centers. He was the 1968 NCAA heavyweight wrestling champion and was named to the U.S. Olympic wrestling team that year. Culp joined a 2013 Hall of Fame class that included offensive linemen Larry Allen and Jonathan Ogden, wide receiver Cris Carter, coach Bill Parcells, linebacker Dave Robinson and defensive lineman Warren Sapp.

ROBERT BRAZILE

LINEBACKER • 6'4" • 241 lbs • COLLEGE: JACKSON STATE
NFL SEASONS: 10 • YEARS WITH OILERS: 10 (1975-84)
HOMETOWN: MOBILE, ALA. • BORN: FEB. 7, 1953
GAMES PLAYED: 147 • HALL OF FAME INDUCTION: 2018

Robert Brazile was voted into the Pro Football Hall of Fame in 2018. As a rookie in 1975, he made an instant impact as he helped Houston notch the franchise's first winning season in eight years with a 10-4 record. He went on to win Defensive Rookie of the Year in 1975. With his speed, strength, tackling and coverage ability, Brazile helped revolutionize the outside linebacker position in a 3-4 defense. Nicknamed 'Dr. Doom,' Brazile started all 147 regular season games during his career and made seven postseason starts, including back-to-back AFC Championship Games (1978-79). He recorded nine tackles and one fumble recovery in the 1978 AFC Championship game. He was elected to seven career Pro Bowls and named All-Pro for five consecutive seasons (1976-80). Brazile registered a career-best 185 tackles in 1978 on his way to helping the Oilers secure three consecutive 10-win seasons and three consecutive playoff berths (1987-80). His career statistics include 13 interceptions, 14 fumble recoveries and 6.5 sacks in both 1976 and 1980. Brazile was named to the NFL's All-Decade Team of the 1970s.

TITANS/OILERS HALL OF FAME

In recognition of the 40th season of the Houston Oilers/Tennessee Titans organization in 1999, the team's late owner K.S. "Bud" Adams, Jr. created an official team Hall of Fame, featuring players and staff from the past, while creating a special place for Titans stars of the future to be recognized. To date, 13 individuals have been named to the franchise's Hall of Fame:

| NAME | POSITION | YEARS WITH FRANCHISE | INDUCTED |
|-----------------------|--------------------|----------------------|---------------|
| K.S. "Bud" Adams, Jr. | Team Owner/Founder | 1959-2013 | Sept. 7, 2008 |
| Elvin Bethea | Defensive End | 1968-83 | Dec. 9, 1999 |
| George Blanda | Quarterback/Kicker | 1960-66 | Dec. 9, 1999 |
| Earl Campbell | Running Back | 1978-84 | Dec. 9, 1999 |
| Eddie George | Running Back | 1996-2003 | Oct. 27, 2008 |
| Mike Holovak | General Manager | 1981-99 | Dec. 9, 1999 |
| Ken Houston | Safety | 1967-72 | Dec. 9, 1999 |
| Bruce Matthews | Offensive Lineman | 1983-2002 | Dec. 8, 2002 |
| Steve McNair | Quarterback | 1995-2005 | Oct. 27, 2008 |
| Warren Moon | Quarterback | 1984-93 | Oct. 1, 2006 |
| Mike Munchak | Guard | 1982-93 | Dec. 9, 1999 |
| Jim Norton | Safety/Punter | 1960-68 | Dec. 9, 1999 |
| Frank Wycheck | Tight End | 1995-2003 | Oct. 27, 2008 |

RETIRED JERSEY NUMBERS

In the history of the Oilers/Titans franchise, only six players have had the distinction of having their jersey number retired — **Jim Norton** (No. 43), **Elvin Bethea** (No. 65), **Earl Campbell** (No. 34), **Mike Munchak** (No. 63), **Bruce Matthews** (No. 74), and **Warren Moon** (No. 1).



Jim Norton played nine seasons for the Oilers (1960-68) as a safety and as a punter, establishing team records at both positions. As a rookie from the University of Idaho, Norton was a member of the Oilers' 1960 AFL Championship team. A four-time league all-star, he holds the club record for most interceptions in a career with 45. Also an accomplished punter, Norton was tops in club history with 519 career punts for a 42.3-yard career average and a long kick of 79 yards (11/22/64 vs. Kansas City).




Elvin Bethea joined the Oilers in 1968 after an outstanding career at North Carolina A&T. He started at defensive end in the 1968 season opener and didn't miss a game until breaking his arm in November 1977. That streak of 135 consecutive games played stands third in team history. An eight-time Pro Bowler (1970, 1972-76, 1978-80), Bethea ranks second for most seasons played (16, 1968-83), while his 210 games played (1968-83) also stands second behind Bruce Matthews. Bethea led the team

in sacks six times, including a career-best mark of 17 in 1973. The Oilers honored him with an "Elvin Bethea Appreciation Night" on Aug. 4, 1983. He became the sixth player in franchise history to be inducted into the Pro Football Hall of Fame on Aug. 3, 2003.



Earl Campbell, the franchise's second leading rusher and a member of the Pro Football Hall of Fame, was honored by having his number retired at ceremonies on Aug. 13, 1987. He set a single-season club record with a league-leading 1,450 yards his rookie season. Campbell followed that performance with 1,697 yards in 1979 and an astounding 1,934 yards in 1980. Both those totals led the NFL and the latter was second only to O.J. Simpson's 2,003 yards in 1973. Campbell was selected to five Pro Bowls

(1978-81, 1983) and retired as the NFL's seventh all-time leading rusher (9,407). He ranks second in franchise history in career rushing yards (8,574) and attempts (1,979), first in touchdown runs (73) and first in most consecutive games with a rushing touchdown (5).



Mike Munchak joined the Oilers as a first-round draft pick in 1982 out of Penn State. He was the first offensive lineman selected in the draft and the eighth overall selection. Munchak won the starting left guard position as a rookie and went on to play in 12 campaigns (1982-93) and 159 games (156 starts) for the Oilers. He is tied for third on the team's all-time list for seasons played and ranks fifth in games played. Munchak became a fixture on an offensive line that helped the Oilers to seven consecutive playoff appearances (1987-93). One of the premier guards in the National Football League, Munchak was selected to NFL's "Team of the Decade" for the 1980s and was chosen in 1989 to Oilers' 30th Anniversary "Dream Team." He ranks second in club annals with nine Pro Bowl selections, seven as a starter. Munchak announced his retirement on July 21, 1994, and on the same day, K.S. "Bud" Adams, Jr., announced that jersey No. 63 would be retired on "Mike Munchak Appreciation Day" on Nov. 6, 1994.



Bruce Matthews played in more games (296) than any non-kicker in NFL history. Longevity and durability were his hallmark. And that, coupled with his unparalleled play, in which he tied a league record with 14 Pro Bowl selections (tied with Merlin Olsen) and earned All-Pro honors six times, made him one of the all-time greats. He rose to the challenges presented to him in playing every position on the offensive line during his NFL career (87 at center, 99 at left guard, 67 at right guard, 22 at right tackle,

and 17 at left tackle). His number was retired during a halftime ceremony in Nashville on Dec. 8, 2002.



Warren Moon, the fourth leading passer in NFL history, played 10 years (1984-93) with the organization and holds the franchise records for passing yards (33,685) and touchdowns (196), while leading the Oilers to seven consecutive playoff appearances from 1987-93. Moon's finest season came in 1990, throwing for 4,689 yards (363-for-584) and 33 touchdowns in only 15 games and becoming the third player in NFL history to produce consecutive 4,000-yard passing seasons. He earned AP NFL Offensive

Player of the Year for his efforts and his third Pro Bowl berth. His jersey was retired in a halftime ceremony in Nashville on Oct. 1, 2006.

SITUATIONAL REGULAR SEASON WIN-LOSS RECORD

VS. AFC TEAMS

Total: 330-365-5
Home: 199-153-1
Away: 131-212-4

VS. AFC SOUTH TEAMS

Total: 44-52-0
Home: 25-23-0
Away: 19-29-0

VS. AFC NORTH/CENTRAL TEAMS

Total: 118-127-1
Home: 65-58-1
Away: 53-69-0

VS. AFC EAST TEAMS

Total: 88-84-2
Home: 51-31-0
Away: 37-53-2

VS. AFC WEST TEAMS

Total: 82-102-2
Home: 56-42-0
Away: 26-60-2

VS. NFC TEAMS

Total: 89-91-1
Home: 46-45-1
Away: 43-46-0

VS. NFC SOUTH TEAMS

Total: 11-5-0
Home: 5-3-0
Away: 6-2-0

VS. NFC NORTH/CENTRAL TEAMS

Total: 32-24-0
Home: 18-11-0
Away: 14-13-0

VS. NFC EAST TEAMS

Total: 24-31-0
Home: 11-16-0
Away: 13-15-0

VS. NFC WEST TEAMS

Total: 22-31-1
Home: 12-15-1
Away: 10-16-0

MONDAY NIGHT FOOTBALL

Total: 22-17-0
Home: 14-9-0
Away: 8-8-0

WEEK AFTER MNF

Total: 17-22-0
Home: 11-8-0
Away: 6-14-0

SUNDAY NIGHT FOOTBALL

Total: 11-9-0 (ESPN 8-6; TNT 2-2; NBC 1-1)
Home: 8-4-0
Away: 3-5-0

THURSDAY NIGHT FOOTBALL

Total: 5-8-0 (ABC 2-0; ESPN 1-1; TNT 0-1; NBC 0-2*; NFLN 2-5*)
Home: 5-3-0
Away: 0-5-0
*11/16/17 at Pittsburgh was broadcasted on both NBC and NFLN.

FRIDAY NIGHT FOOTBALL

Total: 0-1-0 (NFLN 0-1)
Home: 0-1-0
Away: 0-0-0

SATURDAY NIGHT FOOTBALL

Total: 1-2-0 (ABC 1-0, ESPN 0-2)
Home: 0-2-0
Away: 1-0-0

OVERTIME

Total: 18-21-0
Home: 11-11-0
Away: 7-10-0

SEASON OPENERS

Total: 30-28-0
Home: 15-12-0
Away: 15-16-0

DOMES

Total: 135-134-2
Astrodome (Houston): 113-103-2
Cowboys Stadium (Dallas): 1-0-0
Edward Jones Dome (St. Louis): 0-1-0
Ford Field (Detroit): 2-0-0
Georgia Dome (Atlanta): 2-1-0
Kingdome (Seattle): 1-6-0
Lucas Oil Stadium (closed) (Indianapolis): 0-8-0
Metrodome (Minneapolis): 1-6-0
NRG Stadium (closed) (Houston): 5-5-0
RCA Dome (Indianapolis): 4-7-0
Silverdome (Detroit): 2-1-0
Superdome (New Orleans): 6-2-0

HOTTEST/COLDEST GAMES

SIX HOTTEST GAMES

| DATE | OPPONENT | SCORE | WEATHER |
|---------|-----------------|-----------|--------------------|
| 9/11/83 | at L.A. Raiders | 6-20 (L) | 96°, clear |
| 9/9/90 | at Atlanta | 27-47 (L) | 94°, partly cloudy |
| 10/7/62 | BUFFALO | 17-14 (W) | 93°, showers |
| 9/14/65 | N.Y. JETS | 27-21 (W) | 93°, sunny |
| 10/6/63 | at Kansas City | 7-28 (L) | 92°, sunny |
| 9/18/60 | L.A. Chargers | 38-28 (W) | 90°, partly cloudy |

13 COLDEST GAMES

| DATE | OPPONENT | SCORE | WEATHER |
|----------------|------------------|-----------|------------------------------------|
| 12/18/16 | at Kansas City | 19-17 (W) | 1°, clear (-9° wind chill) |
| *1/10/04 | at New England | 14-17 (L) | 4°, clear (-10° wind chill) |
| 12/11/77 | at Cleveland | 19-15 (W) | 7°, clear (-7° wind chill) |
| 12/17/89 | at Cincinnati | 7-61 (L) | 9°, overcast (0° wind chill) |
| 12/8/13 | at Denver | 28-51 (L) | 18°, clear (11° wind chill) |
| 12/26/10 | at Kansas City | 14-34 (L) | 19°, cloudy (10° wind chill) |
| 12/17/00 | at Cleveland | 24-0 (W) | 20°, snow (-10° wind chill) |
| 12/14/80 | at Green Bay | 22-3 (W) | 20°, clear (9° wind chill) |
| *1/6/80 | at Pittsburgh | 13-27 (L) | 22°, part. cloudy (12° wind chill) |
| 12/15/85 | at Cleveland | 21-28 (L) | 22°, overcast (-7° wind chill) |
| 12/18/88 | at Cleveland | 23-28 (L) | 22°, overcast (0° wind chill) |
| 12/16/07 | at Kansas City | 26-17 (W) | 22°, clear (14° wind chill) |
| 12/31/17 | vs. Jacksonville | 15-10 (W) | 23°, clear, (16° wind chill) |
| * Playoff game | | | |

ALL-TIME OFFENSIVE YARDS AND RANKINGS

| Year | Total Plays | First Downs | Rush Yards (Rank) | Net Pass Yards (Rank) | Total Yards (Rank) | Total Points |
|------|-------------|-------------|-------------------|-----------------------|--------------------|--------------|
| 1960 | 930 | 262 | 1,565 (3) | 3,371 (1) | 4,936 (1) | 379 |
| 1961 | 964 | 293 | 1,896 (2) | 4,392 (1) | 6,288 (1) | 513 |
| 1962 | 943 | 266 | 1,742 (4) | 3,229 (2) | 4,971 (2) | 387 |
| 1963 | 870 | 254 | 1,210 (7) | 3,222 (1) | 4,432 (4) | 302 |
| 1964 | 942 | 284 | 1,347 (7) | 3,527 (2) | 4,874 (4) | 310 |
| 1965 | 905 | 227 | 1,178 (7) | 2,813 (2) | 3,991 (5) | 298 |
| 1966 | 926 | 246 | 1,515 (5) | 2,897 (4) | 4,412 (7) | 335 |
| 1967 | 828 | 207 | 2,122 (1) | 1,381 (9) | 3,503 (8) | 258 |
| 1968 | 905 | 240 | 1,804 (4) | 2,548 (4) | 4,352 (5) | 303 |
| 1969 | 965 | 256 | 1,706 (5) | 2,825 (2) | 4,531 (4) | 278 |
| 1970 | 922 | 232 | 1,556 (19) | 2,506 (7) | 4,062 (10) | 217 |
| 1971 | 815 | 201 | 1,106 (26) | 2,409 (6) | 3,515 (22) | 251 |
| 1972 | 817 | 183 | 1,518 (23) | 1,673 (23) | 3,191 (26) | 164 |
| 1973 | 840 | 193 | 1,388 (26) | 1,919 (16) | 3,307 (24) | 199 |
| 1974 | 817 | 200 | 1,361 (26) | 1,977 (20) | 3,338 (24) | 236 |
| 1975 | 900 | 234 | 2,068 (12) | 1,869 (23) | 3,937 (19) | 293 |
| 1976 | 878 | 199 | 1,498 (27) | 2,072 (15) | 3,570 (24) | 222 |
| 1977 | 879 | 228 | 1,989 (14) | 1,875 (17) | 3,864 (18) | 299 |
| 1978 | 993 | 276 | 2,476 (6) | 2,338 (18) | 4,814 (16) | 283 |
| 1979 | 1,034 | 268 | 2,571 (4) | 2,256 (25) | 4,827 (22) | 362 |
| 1980 | 1,063 | 329 | 2,635 (2) | 3,007 (17) | 5,642 (4) | 295 |
| 1981 | 947 | 241 | 1,734 (23) | 2,777 (23) | 4,511 (27) | 281 |
| 1982 | 551 | 138 | 799 (26) | 1,574 (19) | 2,373 (28) | 136 |
| 1983 | 1,033 | 295 | 1,998 (18) | 2,902 (23) | 4,900 (24) | 288 |
| 1984 | 969 | 284 | 1,656 (23) | 3,228 (17) | 4,884 (23) | 240 |
| 1985 | 998 | 270 | 1,570 (25) | 3,082 (19) | 4,652 (24) | 284 |
| 1986 | 1,089 | 299 | 1,700 (19) | 3,449 (13) | 5,149 (16) | 274 |
| 1987 | 998 | 294 | 1,923 (14) | 3,300 (7) | 5,223 (8) | 345 |
| 1988 | 1,010 | 308 | 2,249 (4t) | 2,956 (22) | 5,205 (14) | 424 |
| 1989 | 1,028 | 327 | 1,928 (12) | 3,499 (10) | 5,427 (9) | 365 |
| 1990 | 1,006 | 376 | 1,417 (24) | 4,805 (1) | 6,222 (1) | 405 |
| 1991 | 1,022 | 353 | 1,366 (23) | 4,621 (1) | 5,987 (2) | 386 |
| 1992 | 958 | 339 | 1,626 (18) | 4,029 (1) | 5,655 (3) | 352 |
| 1993 | 1,066 | 330 | 1,792 (12) | 3,866 (3) | 5,658 (3) | 368 |
| 1994 | 1,036 | 278 | 1,682 (12) | 2,799 (25) | 4,481 (26) | 226 |
| 1995 | 1,046 | 295 | 1,664 (18) | 3,241 (19) | 4,905 (23) | 348 |
| 1996 | 972 | 287 | 1,950 (6) | 3,098 (21) | 5,048 (18) | 345 |
| 1997 | 993 | 288 | 2,414 (3) | 2,505 (29) | 4,919 (18) | 333 |
| 1998 | 1,016 | 308 | 1,970 (9) | 3,291 (15) | 5,261 (9) | 330 |
| 1999 | 1,011 | 294 | 1,811 (13) | 3,479 (13t) | 5,290 (13) | 392 |
| 2000 | 1,036 | 299 | 2,084 (7) | 3,266 (16) | 5,350 (14) | 346 |
| 2001 | 1,026 | 288 | 1,794 (12) | 3,558 (8t) | 5,352 (8) | 336 |
| 2002 | 1,032 | 312 | 1,952 (11) | 3,320 (20) | 5,272 (17) | 367 |
| 2003 | 1,013 | 310 | 1,623 (26) | 3,878 (5) | 5,501 (8) | 435 |
| 2004 | 1,053 | 308 | 1,871 (14) | 3,616 (10) | 5,487 (11) | 344 |
| 2005 | 1,022 | 279 | 1,525 (23) | 3,597 (9) | 5,122 (17) | 299 |
| 2006 | 945 | 261 | 2,214 (5) | 2,596 (30) | 4,810 (27) | 324 |
| 2007 | 1,037 | 306 | 2,109 (5) | 2,878 (27) | 4,987 (21) | 301 |
| 2008 | 973 | 268 | 2,199 (7) | 2,819 (27) | 5,018 (21) | 375 |
| 2009 | 990 | 288 | 2,592 (2) | 3,031 (23) | 5,623 (12) | 354 |
| 2010 | 907 | 252 | 1,727 (17) | 3,107 (25) | 4,834 (27) | 356 |
| 2011 | 984 | 281 | 1,438 (31) | 3,923 (12) | 5,361 (17) | 325 |
| 2012 | 957 | 260 | 1,687 (21) | 3,323 (22) | 5,010 (26) | 330 |
| 2013 | 1,032 | 311 | 1,894 (14) | 3,496 (21) | 5,390 (22) | 362 |
| 2014 | 919 | 258 | 1,447 (26) | 3,412 (22) | 4,859 (29) | 254 |
| 2015 | 976 | 298 | 1,485 (25) | 3,503 (25t) | 4,988 (30) | 299 |
| 2016 | 1,008 | 322 | 2,187 (3) | 3,541 (25) | 5,728 (11) | 381 |
| 2017 | 974 | 290 | 1,833 (15) | 3,191 (23) | 5,024 (23) | 334 |

ALL-TIME DEFENSIVE YARDS AND RANKINGS

| Year | Total Plays | First Downs | Rush Yards (Rank) | Net Pass Yards (Rank) | Total Yards (Rank) | Total Points |
|------|----------------|----------------|----------------------|--------------------------|-----------------------|-----------------|
| 1960 | 995 | 282 | 1,027 (2) | 3,874 (8) | 4,901 (6) | 285 |
| 1961 | 899 | 235 | 1,634 (6) | 2,391 (2) | 4,025 (2) | 242 |
| 1962 | 880 | 217 | 1,569 (3) | 2,561 (2) | 4,130 (2) | 270 |
| 1963 | 873 | 256 | 1,710 (7) | 2,606 (3) | 4,316 (6) | 372 |
| 1964 | 896 | 267 | 1,961 (7) | 3,280 (6) | 5,241 (8) | 355 |
| 1965 | 946 | 271 | 2,683 (8) | 2,470 (2) | 5,153 (8) | 429 |
| 1966 | 881 | 244 | 1,833 (7) | 3,162 (8) | 4,995 (9) | 396 |
| 1967 | 910 | 233 | 1,637 (7) | 2,418 (3) | 4,055 (4) | 199 |
| 1968 | 854 | 198 | 1,704 (4) | 1,671 (1) | 3,375 (1) | 248 |
| 1969 | 833 | 183 | 1,556 (5) | 2,217 (2) | 3,773 (2) | 279 |
| 1970 | 840 | 227 | 1,793 (17) | 2,605 (24) | 4,398 (25) | 352 |
| 1971 | 880 | 237 | 1,723 (11) | 2,072 (10) | 3,795 (9) | 330 |
| 1972 | 894 | 263 | 2,591 (25) | 2,143 (11) | 4,734 (23) | 380 |
| 1973 | 929 | 274 | 2,410 (23) | 2,237 (20) | 4,647 (24) | 447 |
| 1974 | 919 | 268 | 2,050 (19) | 2,375 (20) | 4,425 (22) | 282 |
| 1975 | 952 | 264 | 1,680 (3) | 2,457 (17) | 4,137 (11) | 226 |
| 1976 | 935 | 226 | 2,072 (16) | 1,915 (8) | 3,987 (10) | 273 |
| 1977 | 933 | 247 | 1,815 (10) | 2,142 (20) | 3,957 (14) | 230 |
| 1978 | 1,021 | 292 | 2,072 (9) | 2,842 (24) | 4,914 (17t) | 298 |
| 1979 | 1,038 | 304 | 2,225 (17) | 2,765 (14) | 4,990 (13) | 331 |
| 1980 | 932 | 259 | 1,811 (8) | 2,801 (4) | 4,612 (5) | 251 |
| 1981 | 1,084 | 325 | 2,411 (24) | 3,315 (17) | 5,726 (24) | 355 |
| 1982 | 613 | 187 | 1,225 (23) | 2,213 (25) | 3,438 (28) | 245 |
| 1983 | 1,031 | 332 | 2,787 (28) | 2,845 (4) | 5,632 (22) | 460 |
| 1984 | 1,075 | 345 | 2,789 (28) | 3,179 (11) | 5,968 (27) | 437 |
| 1985 | 1,091 | 356 | 2,814 (28) | 3,341 (18) | 6,155 (27) | 412 |
| 1986 | 1,054 | 285 | 2,035 (20) | 2,999 (8) | 5,034 (13) | 329 |
| 1987 | 976 | 287 | 1,848 (17) | 3,145 (17) | 4,993 (17) | 349 |
| 1988 | 985 | 304 | 1,592 (4) | 3,266 (13) | 4,858 (8) | 365 |
| 1989 | 940 | 314 | 1,669 (9) | 3,542 (17) | 5,211 (13) | 412 |
| 1990 | 890 | 279 | 1,575 (8) | 3,060 (14) | 4,635 (11) | 307 |
| 1991 | 984 | 280 | 1,540 (6) | 3,208 (14) | 4,748 (9) | 251 |
| 1992 | 907 | 254 | 1,634 (9) | 2,577 (3) | 4,211 (3) | 258 |
| 1993 | 1,003 | 289 | 1,273 (1) | 3,601 (23) | 4,874 (14) | 238 |
| 1994 | 971 | 275 | 2,120 (28) | 2,795 (2) | 4,915 (9) | 352 |
| 1995 | 983 | 267 | 1,526 (8) | 3,125 (3) | 4,651 (5) | 324 |
| 1996 | 956 | 271 | 1,385 (2) | 3,225 (13) | 4,610 (6) | 319 |
| 1997 | 992 | 292 | 1,573 (4) | 3,658 (27) | 5,231 (22) | 310 |
| 1998 | 955 | 279 | 1,610 (9t) | 3,511 (20) | 5,121 (16) | 320 |
| 1999 | 994 | 300 | 1,550 (10) | 3,695 (25) | 5,245 (17) | 324 |
| 2000 | 908 | 215 | 1,390 (3) | 2,423 (1) | 3,813 (1) | 191 |
| 2001 | 996 | 300 | 1,431 (5) | 4,084 (31) | 5,515 (25) | 388 |
| 2002 | 974 | 297 | 1,424 (2) | 3,540 (25) | 4,964 (10) | 324 |
| 2003 | 926 | 275 | 1,295 (1) | 3,606 (30) | 4,901 (12) | 324 |
| 2004 | 977 | 318 | 1,917 (18) | 3,807 (26) | 5,724 (27) | 439 |
| 2005 | 960 | 294 | 1,894 (22) | 3,216 (17) | 5,110 (19) | 421 |
| 2006 | 1,062 | 329 | 2,313 (30) | 3,602 (27) | 5,915 (32) | 400 |
| 2007 | 978 | 268 | 1,478 (5) | 3,187 (10) | 4,665 (5) | 297 |
| 2008 | 1,022 | 276 | 1,502 (6) | 3,196 (9) | 4,698 (7) | 234 |
| 2009 | 1,038 | 323 | 1,711 (10t) | 4,139 (31) | 5,850 (28) | 402 |
| 2010 | 1,139 | 356 | 1,851 (20) | 4,032 (29) | 5,883 (26) | 339 |
| 2011 | 1,080 | 324 | 2,053 (24) | 3,629 (14) | 5,682 (T-18) | 317 |
| 2012 | 1,086 | 358 | 2,035 (24) | 3,964 (26) | 5,999 (27) | 471 |
| 2013 | 1,027 | 329 | 1,795 (20) | 3,612 (11) | 5,407 (14) | 381 |
| 2014 | 1,099 | 357 | 2,195 (31) | 3,773 (15) | 5,968 (27) | 438 |
| 2015 | 1,003 | 317 | 1,797 (18) | 3,678 (7) | 5,475 (12) | 423 |
| 2016 | 1,031 | 324 | 1,413 (2) | 4,307 (30) | 5,720 (20) | 378 |
| 2017 | 1,046 | 323 | 1,420 (4) | 3,828 (25) | 5,248 (13) | 356 |



PLAYOFF HISTORY & RECORDS

FRANCHISE PLAYOFF GAME HISTORY

| | | | | | | SCORE | |
|---|----------|------------------|-----------------|---------------------------------------|----------|--------|------|
| SEASON/DATE | DAY | ROUND | OPPONENT | SITE | RESULT | TITANS | OPP. |
| 1960 (10-4 regular season, 6-1 home, 4-3 road, First Place AFL East, Head Coach -- Lou Rymkus) | | | | | | | |
| 01/01/61 | Sunday | AFL Championship | LA CHARGERS | Houston (Jeppesen Stadium) | W | 24 | 16 |
| 1961 (10-3-1 regular season, 6-1 home, 4-2-1 road, First Place AFL East, Head Coaches -- 5 games Lou Rymkus, 9 games Wally Lemm) | | | | | | | |
| 12/24/61 | Sunday | AFL Championship | at San Diego | San Diego (Balboa Stadium) | W | 10 | 3 |
| 1962 (11-3 regular season, 6-1 home, 4-2 road, First Place AFL East, Head Coach -- Frank "Pop" Ivy) | | | | | | | |
| 12/23/62 | Sunday | AFL Championship | DALLAS TEXANS | Houston (Jeppesen Stadium) | L (2 OT) | 17 | 20 |
| 1967 (9-4-1 regular season, 5-2 home, 4-2-1 road, First Place AFL East, Head Coach -- Wally Lemm) | | | | | | | |
| 12/31/67 | Sunday | AFL Championship | at Oakland | Oakland (Alameda County Coliseum) | L | 7 | 40 |
| 1969 (6-6-2 regular season, 4-2-1 home, 2-4-1 road, Second Place AFL East, Head Coach -- Wally Lemm) | | | | | | | |
| 12/21/69 | Sunday | AFL Divisional | at Oakland | Oakland (Alameda County Coliseum) | L | 7 | 56 |
| 1978 (10-6 regular season, 5-3 home, 5-3 road, Second Place AFC Central, Head Coach -- O.A. "Bum" Phillips) | | | | | | | |
| 12/24/78 | Sunday | Wild Card | at Miami | Miami (Orange Bowl) | W | 17 | 9 |
| 12/31/78 | Sunday | Divisional | at New England | New England (Schaefer Stadium) | W | 31 | 14 |
| 01/07/79 | Sunday | Conference | at Pittsburgh | Pittsburgh (Three Rivers Stadium) | L | 5 | 34 |
| 1979 (11-5 regular season, 6-2 home, 5-3 road, Second Place AFC Central, Head Coach -- O.A. "Bum" Phillips) | | | | | | | |
| 12/23/79 | Sunday | Wild Card | DENVER | Houston (Astrodome) | W | 13 | 7 |
| 12/29/79 | Saturday | Divisional | at San Diego | San Diego (San Diego Stadium) | W | 17 | 14 |
| 01/06/80 | Sunday | Conference | at Pittsburgh | Pittsburgh (Three Rivers Stadium) | L | 13 | 27 |
| 1980 (11-5 regular season, 6-2 home, 5-3 road, Tied First Place AFC Central, Head Coach -- O.A. "Bum" Phillips) | | | | | | | |
| 12/28/80 | Sunday | Wild Card | at Oakland | Oakland (Alameda County Coliseum) | L | 7 | 27 |
| 1987 (9-6 regular season, 5-2 home, 4-4 road, Second Place AFC Central, Head Coach -- Jerry Glanville) | | | | | | | |
| 01/03/88 | Sunday | Wild Card | SEATTLE | Houston (Astrodome) | W (OT) | 23 | 20 |
| 01/10/88 | Sunday | Divisional | at Denver | Denver (Mile High Stadium) | L | 10 | 34 |
| 1988 (10-6 regular season, 7-1 home, 3-5 road, Tied Second Place AFC Central, Head Coach -- Jerry Glanville) | | | | | | | |
| 12/24/88 | Saturday | Wild Card | at Cleveland | Cleveland (Cleveland Stadium) | W | 24 | 23 |
| 01/01/89 | Sunday | Divisional | at Buffalo | Buffalo (Rich Stadium) | L | 10 | 17 |
| 1989 (9-7 regular season, 6-2 home, 3-5 road, Tied Second Place AFC Central, Head Coach -- Jerry Glanville) | | | | | | | |
| 12/31/89 | Sunday | Wild Card | PITTSBURGH | Houston (Astrodome) | L (OT) | 23 | 26 |
| 1990 (9-7 regular season, 6-2 home, 3-5 road, Tied First Place AFC Central, Head Coach -- Jack Pardee) | | | | | | | |
| 01/06/91 | Sunday | Wild Card | at Cincinnati | Cincinnati (Riverfront Stadium) | L | 14 | 41 |
| 1991 (11-5 regular season, 7-1 home, 4-4 road, First Place AFC Central, Head Coach -- Jack Pardee) | | | | | | | |
| 12/29/91 | Sunday | Wild Card | NY JETS | Houston (Astrodome) | W | 17 | 10 |
| 01/04/92 | Saturday | Divisional | at Denver | Denver (Mile High Stadium) | L | 24 | 26 |
| 1992 (10-6 regular season, 5-3 home, 5-3 road, Second Place AFC Central, Head Coach -- Jack Pardee) | | | | | | | |
| 01/03/93 | Sunday | Wild Card | at Buffalo | Buffalo (Rich Stadium) | L (OT) | 38 | 41 |
| 1993 (12-4 regular season, 7-1 home, 5-3 road, First Place AFC Central, Head Coach -- Jack Pardee) | | | | | | | |
| 01/16/94 | Sunday | Divisional | KANSAS CITY | Houston (Astrodome) | L | 20 | 28 |
| 1999 (13-3 regular season, 8-0 home, 5-3 road, Second Place AFC Central, Head Coach -- Jeff Fisher) | | | | | | | |
| 01/08/00 | Saturday | Wild Card | BUFFALO | Tennessee (LP Field) | W | 22 | 16 |
| 01/16/00 | Sunday | Divisional | at Indianapolis | Indianapolis (RCA Dome) | W | 19 | 16 |
| 01/23/00 | Sunday | Conference | at Jacksonville | Jacksonville (Alltel Stadium) | W | 33 | 14 |
| 01/30/00 | Sunday | Super Bowl XXXIV | ST. LOUIS | Atlanta (Georgia Dome) | L | 16 | 23 |
| 2000 (13-3 regular season, 7-1 home, 6-2 road, First Place AFC Central, Head Coach -- Jeff Fisher) | | | | | | | |
| 01/07/01 | Sunday | Divisional | BALTIMORE | Tennessee (LP Field) | L | 10 | 24 |
| 2002 (11-5 regular season, 6-2 home, 5-3 road, First Place AFC South, Head Coach -- Jeff Fisher) | | | | | | | |
| 01/11/03 | Saturday | Divisional | PITTSBURGH | Tennessee (LP Field) | W (OT) | 34 | 31 |
| 01/19/03 | Sunday | Conference | at Oakland | Oakland (Network Associates Coliseum) | L | 24 | 41 |
| 2003 (12-4 regular season, 7-1 home, 5-3 road, Second Place AFC South, Head Coach -- Jeff Fisher) | | | | | | | |
| 01/03/04 | Saturday | Wild Card | at Baltimore | Baltimore (M&T Bank Stadium) | W | 20 | 17 |
| 01/10/04 | Saturday | Divisional | at New England | New England (Gillette Stadium) | L | 14 | 17 |
| 2007 (10-6 regular season, 5-3 home, 5-3 road, Third Place AFC South, Head Coach -- Jeff Fisher) | | | | | | | |
| 01/06/08 | Sunday | Wild Card | at San Diego | San Diego (Qualcomm Stadium) | L | 6 | 17 |
| 2008 (13-3 regular season, 7-1 home, 6-2 road, First Place AFC South, Head Coach -- Jeff Fisher) | | | | | | | |
| 01/10/09 | Saturday | Divisional | BALTIMORE | Tennessee (LP Field) | L | 10 | 13 |
| 2017 (9-7 regular season, 6-2 home, 3-5 road, Second Place AFC South, Head Coach -- Mike Mularkey) | | | | | | | |
| 01/06/18 | Saturday | Wild Card | at Kansas City | Kansas City (Arrowhead Stadium) | W | 22 | 21 |
| 01/13/18 | Saturday | Divisional | at New England | New England (Gillette Stadium) | L | 14 | 35 |

All-Time Playoff Record: 15-20 (6-5 home, 9-14 road, 0-1 neutral site)

ALL-TIME PLAYOFF LEADERS

CAREER RUSHING YARDS

| Player | Games | Att | Yds | Avg | TD |
|---------------------|-------|-----|-----|-----|----|
| 1. Eddie George | 9 | 206 | 776 | 3.8 | 5 |
| 2. Earl Campbell | 6 | 135 | 420 | 3.1 | 4 |
| 3. Steve McNair | 9 | 54 | 349 | 6.5 | 6 |
| 4. Lorenzo White | 7 | 76 | 264 | 3.5 | 1 |
| 5. Allen Pinkett | 6 | 47 | 219 | 4.7 | 1 |
| 6. Derrick Henry | 2 | 35 | 184 | 5.3 | 1 |
| 7. Tim Wilson | 7 | 54 | 174 | 3.2 | 0 |
| 8. Alonzo Highsmith | 5 | 26 | 149 | 5.7 | 0 |
| 9. Mike Rozier | 4 | 48 | 147 | 3.1 | 2 |
| 10. Billy Cannon | 3 | 44 | 135 | 3.1 | 0 |
| Rob Carpenter | 4 | 39 | 135 | 3.5 | 0 |

CAREER RECEPTIONS

| Player | Games | Att | Yds | Avg | TD |
|---------------------|-------|-----|-----|------|----|
| 1. Ernest Givins | 10 | 60 | 774 | 12.9 | 8 |
| 2. Haywood Jeffires | 8 | 41 | 513 | 12.5 | 3 |
| 3. Drew Hill | 8 | 38 | 513 | 13.5 | 1 |
| 4. Frank Wycheck | 9 | 37 | 313 | 8.5 | 1 |
| 5. Curtis Duncan | 9 | 34 | 274 | 8.1 | 2 |
| 6. Derrick Mason | 9 | 29 | 312 | 10.8 | 1 |
| 7. Tim Wilson | 7 | 24 | 202 | 8.4 | 1 |
| 8. Eddie George | 9 | 23 | 149 | 6.5 | 0 |
| 9. Mike Barber | 7 | 16 | 329 | 20.6 | 2 |
| 10. Rob Carpenter | 4 | 15 | 98 | 6.5 | 0 |

CAREER PASSING YARDS

| Player | Games | Att | Cmp | Pct | Yds | TD | Int | Rate |
|---------------------|-------|-----|-----|------|------|----|-----|------|
| 1. Warren Moon | 9 | 351 | 230 | 65.5 | 2578 | 15 | 12 | 87.3 |
| 2. Steve McNair | 9 | 282 | 166 | 58.9 | 1591 | 6 | 9 | 68.4 |
| 3. Dan Pastorini | 5 | 116 | 71 | 61.2 | 954 | 4 | 8 | 70.1 |
| 4. George Blanda | 3 | 117 | 57 | 48.7 | 722 | 5 | 10 | 47.0 |
| 5. Marcus Mariota | 2 | 68 | 41 | 60.3 | 459 | 4 | 1 | 93.9 |
| 6. Pete Beathard | 2 | 81 | 33 | 40.7 | 351 | 2 | 4 | 41.7 |
| 7. Kerry Collins | 1 | 42 | 26 | 61.9 | 281 | 0 | 1 | 71.6 |
| 8. Ken Stabler | 1 | 26 | 15 | 57.7 | 243 | 0 | 2 | 57.1 |
| 9. Cody Carlson | 2 | 33 | 16 | 48.5 | 165 | 2 | 1 | 70.9 |
| 10. Vince Young | 1 | 29 | 16 | 55.2 | 138 | 0 | 1 | 53.5 |
| 11. Gifford Nielsen | 4 | 24 | 13 | 54.2 | 129 | 1 | 2 | 48.8 |

CAREER SCORING

| Player | Games | TD | PAT | FG | Total |
|---------------------|-------|----|-----|----|-------|
| 1. Al Del Greco | 9 | 0 | 21 | 14 | 63 |
| 2. Ernest Givins | 10 | 8 | 0 | 0 | 48 |
| 3. Steve McNair | 9 | 6 | 0 | 0 | 36 |
| Tony Zendejas | 5 | 0 | 9 | 9 | 36 |
| 5. Toni Fritsch | 7 | 0 | 11 | 8 | 35 |
| 6. Eddie George | 5 | 5 | 0 | 0 | 30 |
| 7. Earl Campbell | 4 | 4 | 0 | 0 | 24 |
| 8. Haywood Jeffires | 8 | 3 | 0 | 0 | 18 |
| 9. George Blanda | 3 | 0 | 6 | 3 | 15 |
| Joe Nedney | 2 | 0 | 6 | 3 | 15 |

CAREER FIELD GOALS

| Player | Games | Made | Att | Pct | Lg |
|------------------|-------|------|-----|------|----|
| 1. Al Del Greco | 9 | 14 | 22 | 63.6 | 53 |
| 2. Tony Zendejas | 5 | 9 | 14 | 64.3 | 49 |
| 3. Toni Fritsch | 7 | 8 | 10 | 80.0 | 35 |
| 4. Rob Bironas | 2 | 3 | 5 | 60.0 | 44 |
| George Blanda | 3 | 3 | - | - | 46 |
| Joe Nedney | 2 | 3 | 4 | 75.0 | 42 |
| 7. Gary Anderson | 2 | 2 | 3 | 66.7 | 46 |

CAREER PUNTING AVERAGE

| Player | Games | Punt | Yds | Avg | TB | In20 | Lg |
|---------------------|-------|------|------|------|----|------|----|
| 1. Brett Kern | 2 | 10 | 447 | 44.7 | 0 | 4 | 62 |
| 2. Greg Montgomery | 8 | 27 | 1149 | 42.6 | 3 | 4 | 59 |
| 3. Ode Burrell | 1 | 11 | 455 | 41.4 | - | - | 57 |
| 4. Craig Hentrich | 11 | 51 | 2090 | 41.0 | 4 | 17 | 66 |
| 5. Cliff Parsley | 7 | 40 | 1607 | 40.2 | - | - | 56 |
| 6. Jeff Gossett | 2 | 6 | 239 | 39.8 | 0 | 1 | 57 |
| 7. Jim Norton | 4 | 18 | 707 | 39.3 | - | - | 53 |
| 8. Charlie Milstead | 1 | 5 | 170 | 34.0 | - | - | 43 |

CAREER KICKOFF RETURN YARDS

| Player | Games | No | Yds | Avg | TD |
|---------------------|-------|----|-----|------|----|
| 1. Derrick Mason | 9 | 17 | 492 | 28.9 | 1 |
| 2. Bobby Jancik | 2 | 9 | 239 | 26.6 | 0 |
| 3. Allen Pinkett | 8 | 13 | 221 | 17.0 | 0 |
| 4. John Simon | 2 | 9 | 201 | 22.3 | 0 |
| 5. Justin McCareins | 4 | 8 | 148 | 18.5 | 0 |
| 6. Adoree' Jackson | 2 | 6 | 126 | 21.0 | 0 |
| 7. Johnnie Dirden | 2 | 5 | 109 | 21.8 | 0 |
| 8. Lorenzo White | 7 | 7 | 108 | 15.4 | 0 |
| 9. Robert Woods | 3 | 5 | 104 | 20.8 | 0 |
| 10. Ode Burrell | 2 | 4 | 89 | 22.3 | 0 |
| 11. Zeke Moore | 1 | 3 | 87 | 29.0 | 0 |

CAREER INTERCEPTIONS

| Player | Games | No | Yds | Avg | TD |
|--|-------|----|-----|------|----|
| 1. Vernon Perry | 4 | 6 | 75 | 12.5 | 1 |
| 2. Gregg Bingham | 5 | 3 | 38 | 12.7 | 0 |
| Bubba McDowell | 6 | 3 | 90 | 30.0 | 1 |
| Mike Reinfeldt | 5 | 3 | 35 | 11.7 | 0 |
| 5. Richard Johnson | 4 | 2 | 25 | 12.5 | 0 |
| Samari Rolle | 9 | 2 | 17 | 8.5 | 0 |
| Greg Stemmick | 5 | 2 | 0 | 0.0 | 0 |
| 8. (20 players tied with one interception) | | | | | |

CAREER SACKS (SINCE 1970)

| Player | No |
|-----------------|-----|
| 1. Elvin Bethea | 5.0 |
| Andy Dorris | 5.0 |
| 3. Jason Fisk | 3.5 |
| William Fuller | 3.0 |
| 5. Brian Orakpo | 1.5 |

CAREER TACKLES (SINCE 1974)

| Player | No |
|------------------|----|
| 1. Al Smith | 55 |
| 2. Keith Bulluck | 48 |
| 3. Gregg Bingham | 45 |
| 4. John Grimsley | 41 |

INDIVIDUAL PLAYOFF RECORDS: SERVICE

Most Games, Head Coach

| | |
|----|------------------------------|
| 11 | Jeff Fisher, 1999-08 |
| 7 | O.A. "Bum" Phillips, 1978-80 |
| 5 | Jerry Glanville, 1987-89 |
| 5 | Jack Pardee, 1990-93 |

Most Games Won, Head Coach

| | |
|---|------------------------------|
| 5 | Jeff Fisher, 1999-08 |
| 4 | O.A. "Bum" Phillips, 1978-80 |
| 2 | Jerry Glanville, 1987-89 |

Most Games Lost, Head Coach

| | |
|---|------------------------------|
| 6 | Jeff Fisher, 1999-08 |
| 4 | Jack Pardee, 1990-93 |
| 3 | Jerry Glanville, 1987-89 |
| 3 | O.A. "Bum" Phillips, 1978-80 |

INDIVIDUAL PLAYOFF RECORDS: SCORING

POINTS

Most Points, Career

| | |
|----|-------------------------------|
| 63 | Al Del Greco, (21 PAT, 14 FG) |
| 48 | Ernest Givins, (8 TD) |
| 36 | Steve McNair, (6 TD) |
| 35 | Toni Fritsch, (11 PAT, 8 FG) |
| 33 | Tony Zendejas, (9 PAT, 8 FG) |

Most Points, Game

| | |
|----|---|
| 13 | Al Del Greco, @ Indianapolis, 1/16/00 |
| 12 | Mike Barber, @ New England, 12/31/78 |
| 12 | Allen Pinkett, @ Cleveland, 12/24/88 |
| 12 | Ernest Givins, vs. Pittsburgh, 12/31/89 |
| 12 | Ernest Givins, @ Cincinnati, 1/6/91 |
| 12 | Ernest Givins, vs. NY Jets, 12/29/91 |
| 12 | Haywood Jeffires, @ Buffalo, 1/3/93 |
| 12 | Steve McNair, @ Jacksonville, 1/23/00 |
| 12 | Steve McNair, @ Oakland, 1/19/03 |
| 12 | Corey Davis, @ New England, 1/13/18 |

Most Points, Opponent, Game

| | |
|----|---|
| 18 | Andre Reed, @ Buffalo, 1/3/93 |
| 16 | George Blanda, @ Oakland, 12/31/67 |
| 14 | Gary Anderson, vs. Pittsburgh, 12/31/89 |
| 12 | James White, @ New England, 1/13/18 |

TOTAL TOUCHDOWNS

Most Touchdowns, Career

| | |
|---|---------------------------------|
| 8 | Ernest Givins, (8 receiving) |
| 6 | Steve McNair, (6 rushing) |
| 5 | Eddie George, (5 rushing) |
| 4 | Earl Campbell, (4 rushing) |
| 3 | Haywood Jeffires, (3 receiving) |

Most Touchdowns, Game

| | |
|---|---|
| 2 | Mike Barber, @ New England, 12/31/78 |
| 2 | Allen Pinkett, @ Cleveland, 12/24/88 |
| 2 | Ernest Givins, vs. Pittsburgh, 12/31/89 |
| 2 | Ernest Givins, @ Cincinnati, 1/6/91 |
| 2 | Ernest Givins, vs. NY Jets, 12/29/93 |
| 2 | Haywood Jeffires, @ Buffalo, 1/3/93 |
| 2 | Steve McNair, @ Jacksonville, 1/23/00 |
| 2 | Eddie George, vs. St. Louis, 1/30/00 |

| | |
|---|-------------------------------------|
| 2 | Steve McNair, @ Oakland, 1/19/03 |
| 2 | Corey Davis, @ New England, 1/13/18 |

Most Touchdowns, Opponent, Game

| | |
|---|-------------------------------|
| 3 | Andre Reed, @ Buffalo, 1/3/91 |
|---|-------------------------------|

Most Consecutive Games Scoring Touchdown

| | |
|---|-------------------------------------|
| 3 | Ernest Givins, 1989-91 |
| 3 | Eddie George, 1999-02 |
| 2 | 6 times, last by Steve McNair, 2002 |

POINTS AFTER TOUCHDOWN

Most Attempts, Career

| | |
|----|------------------------------|
| 21 | Al Del Greco, 1991-93, 99-00 |
| 11 | Toni Fritsch, 1979-80 |
| 9 | Tony Zendejas, 1987-89 |

Most Attempts, Game

| | |
|---|---------------------------------------|
| 5 | Al Del Greco, @ Buffalo, 1/3/93 |
| 4 | Toni Fritsch, @ New England, 12/31/78 |
| 4 | Al Del Greco, @ Jacksonville, 1/23/00 |
| 4 | Joe Nedney, vs. Pittsburgh, 1/11/03 |

Most Made, Career

| | |
|----|------------------------------|
| 21 | Al Del Greco, 1991-93, 99-00 |
| 11 | Toni Fritsch, 1978-80 |
| 9 | Tony Zendejas, 1987-89 |

Most Made, Game

| | |
|---|---------------------------------------|
| 5 | Al Del Greco, @ Buffalo, 1/3/93 |
| 4 | Al Del Greco, @ Indianapolis, 1/16/00 |
| 4 | Toni Fritsch, @ New England, 12/31/78 |
| 4 | Al Del Greco, @ Jacksonville, 1/23/00 |
| 4 | Joe Nedney, vs. Pittsburgh, 1/11/03 |

Most Made, Opponent, Game

| | |
|---|--|
| 8 | George Blanda, @ Oakland, 12/21/69 |
| 5 | Jim Breech, @ Cincinnati, 1/6/91 |
| 5 | Steve Christie, @ Buffalo, 1/3/93 |
| 5 | Sabastian Janikowski, @ Oakland, 1/19/03 |

Most Made, No Misses, Career

| | |
|----|------------------------------|
| 21 | Al Del Greco, 1991-93, 99-00 |
| 11 | Toni Fritsch, 1978-80 |
| 9 | Tony Zendejas, 1987-89 |

FIELD GOALS

Most Attempted, Career

| | |
|----|------------------------------|
| 22 | Al Del Greco, 1991-93, 99-00 |
| 14 | Tony Zendejas, 1987-89 |
| 9 | Toni Fritsch, 1978-80 |

Most Attempted, Game

| | |
|---|---|
| 5 | Tony Zendejas, vs. Seattle, 1/3/89 |
| 4 | Al Del Greco, @ Indianapolis, 1/16/00 |
| 4 | Al Del Greco, vs. Baltimore, 1/7/01 |
| 4 | Tony Zendejas, vs. Pittsburgh, 12/31/88 |
| 4 | Jeff Reed, vs. Pittsburgh, 1/11/03 |

Most Attempted, Opponent, Game

| | |
|---|---|
| 4 | Jeff Wilkins, vs. St. Louis, 1/30/00 |
| 4 | Roy Gerela, @ Pittsburgh, 1/7/79 |
| 4 | Gary Anderson, vs. Pittsburgh, 12/31/89 |

Most Made, Career

| | |
|----|------------------------------|
| 14 | Al Del Greco, 1991-93, 99-00 |
| 9 | Tony Zendejas, 1987-89 |
| 7 | Toni Fritsch, 1978-80 |

Most Made, Game

| | |
|---|---|
| 4 | Al Del Greco, @ Indianapolis, 1/16/00 |
| 3 | Al Del Greco, vs. Buffalo, 1/8/00 |
| 3 | Tony Zendejas, vs. Seattle, 1/3/88 |
| 3 | Tony Zendejas, vs. Pittsburgh, 12/31/89 |

Most Made, Opponent, Game

| | |
|---|--|
| 4 | Roy Gerela, @ Pittsburgh, 1/7/79 |
| 3 | Mike Vanderjagt, @ Indianapolis, 1/16/00 |
| 3 | Jeff Wilkins, vs. St. Louis, 1/30/00 |
| 3 | Ben Agajanian, vs. LA Chargers, 1/1/61 |
| 3 | Matt Bahr, @ Cleveland, 12/24/88 |
| 3 | Jeff Reed, vs. Pittsburgh, 1/11/03 |

Most Consecutive Games Made

| | |
|---|------------------------------|
| 9 | Al Del Greco, 1991-93, 99-00 |
| 6 | Toni Fritsch, 1978-80 |
| 5 | Tony Zendejas, 1987-89 |

Longest Field Goal

| | |
|----|---------------------------------------|
| 53 | Al Del Greco, vs. NY Jets, 12/29/91 |
| 49 | Al Del Greco, @ Indianapolis, 1/16/00 |
| 49 | Tony Zendejas, vs. Seattle, 1/3/88 |
| 49 | Tony Zendejas, @ Cleveland, 12/24/88 |

| | |
|----|--|
| 49 | Al Del Greco, vs. Kansas City, 1/16/94 |
| 49 | Ryan Succop, @ Kansas City, 1/6/18 |

Highest Field Goal Percentage (5 attempts)

| | |
|------|-------------------------------|
| 77.8 | Toni Fritsch, 6 games (7-9) |
| 64.3 | Tony Zendejas, 5 games (9-14) |
| 63.6 | Al Del Greco, 9 games (14-22) |

SAFETIES**Most, Career**

| | |
|---|----------------------|
| 1 | Jevon Kearse, 1999 |
| 1 | Ted Washington, 1979 |

Most, Game

| | |
|---|--------------------------------------|
| 1 | Jevon Kearse, vs. Buffalo, 1/8/00 |
| 1 | Ted Washington, @ Pittsburgh, 1/7/79 |

INDIVIDUAL PLAYOFF RECORDS: RUSHING**RUSHING ATTEMPTS****Most Attempts, Career**

| | |
|-----|------------------------|
| 206 | Eddie George, 9 games |
| 135 | Earl Campbell, 8 games |
| 76 | Lorenzo White, 7 games |
| 54 | Steve McNair, 9 games |

Most Attempts, Game

| | |
|----|--|
| 29 | Eddie George, vs. Buffalo, 1/8/00 |
| 28 | Eddie George, vs. St. Louis, 1/30/00 |
| 27 | Earl Campbell, @ New England, 12/31/78 |
| 27 | Earl Campbell, @ Oakland, 12/23/80 |
| 27 | Eddie George, vs. Baltimore, 1/7/01 |
| 25 | Eddie George, @ Baltimore, 1/3/04 |
| 23 | Derrick Henry, @ Kansas City, 1/6/18 |

RUSHING YARDS**Most Yards Gained, Career**

| | |
|-----|------------------------|
| 776 | Eddie George, 9 games |
| 420 | Earl Campbell, 8 games |
| 349 | Steve McNair, 9 games |
| 264 | Lorenzo White, 7 games |
| 219 | Allen Pinkett, 6 games |
| 184 | Derrick Henry, 2 games |

Most Yards Gained, Game

| | |
|-----|--|
| 162 | Eddie George, @ Indianapolis, 1/16/00 |
| 156 | Derrick Henry, @ Kansas City, 1/6/18 |
| 118 | Earl Campbell, @ New England, 12/31/78 |
| 106 | Eddie George, vs. Buffalo, 1/8/00 |

Longest Run From Scrimmage

| | |
|-----|--|
| 68t | Eddie George, @ Indianapolis, 1/16/00 |
| 51 | Steve McNair, @ Jacksonville, 1/23/00 |
| 35 | Earl Campbell, @ New England, 12/31/78 |
| 35 | Derrick Henry, @ Kansas City, 1/6/18 |

Highest Average Gain, Career (40 carries)

| | |
|------|----------------------------------|
| 6.46 | Steve McNair, 9 games (54-349) |
| 4.66 | Allen Pinkett, 6 games (47-219) |
| 3.77 | Eddie George, 9 games (206-776) |
| 3.47 | Lorenzo White, 5 games (76-264) |
| 3.11 | Earl Campbell, 8 games (135-420) |

Highest Average Gain, Game (10 carries)

| | |
|-----|--|
| 6.8 | Derrick Henry vs. Kansas City, 1/6/18 (23-156) |
|-----|--|

| | |
|------|---|
| 6.5 | Chris Johnson, vs. Baltimore, 1/10/09 (11-72) |
| 6.23 | Eddie George, @ Indianapolis, 1/16/00 (26-162) |
| 4.37 | Earl Campbell, @ New England, 12/31/78 (27-118) |

RUSHING TOUCHDOWNS**Most Touchdowns, Career**

| | |
|---|------------------------|
| 6 | Steve McNair, 9 games |
| 5 | Eddie George, 9 games |
| 4 | Earl Campbell, 8 games |
| 2 | Mike Rozier, 4 games |

Most Touchdowns, Game

| | |
|---|---|
| 2 | Eddie George, vs. St. Louis, 1/30/00 |
| 2 | Steve McNair, @ Jacksonville, 1/23/00 |
| 2 | Steve McNair, @ Oakland, 1/19/03 |
| 1 | 19 times, last by Derrick Henry @ Kansas City, 1/6/18 |

Most Consecutive Games Rushing for TD's

| | |
|---|-----------------------|
| 3 | Eddie George, 1999-02 |
| 2 | Chris Brown, 2004 |
| 2 | Steve McNair, 2002 |
| 2 | Earl Campbell, 1978 |

INDIVIDUAL PLAYOFF RECORDS: PASSING**PASSER RATING****Passer Rating, Career (min. 100 attempts)**

| | |
|------|------------------------|
| 87.3 | Warren Moon, 9 games |
| 72.3 | Dan Pastorini, 5 games |
| 68.4 | Steve McNair, 9 games |

PASS ATTEMPTS**Most Passes Attempted, Career**

| | |
|-----|------------------------|
| 351 | Warren Moon, 9 games |
| 282 | Steve McNair, 9 games |
| 117 | George Blanda, 3 games |
| 116 | Dan Pastorini, 5 games |

Most Passes Attempted, Game

| | |
|----|--|
| 50 | Warren Moon, @ Buffalo, 1/3/93 |
| 48 | Warren Moon, vs. Pittsburgh, 12/31/89 |
| 46 | George Blanda, vs. Dallas Texans, 12/23/62 |
| 46 | Pete Beathard, @ Oakland, 12/21/69 |
| 46 | Steve McNair, vs. Baltimore, 1/7/01 |

PASS COMPLETIONS**Most Completions, Career**

| | |
|-----|------------------------|
| 230 | Warren Moon, 9 games |
| 166 | Steve McNair, 9 games |
| 71 | Dan Pastorini, 5 games |
| 57 | George Blanda, 3 games |

Most Completions, Game

| | |
|----|---------------------------------------|
| 36 | Warren Moon, @ Buffalo, 1/3/93 |
| 32 | Warren Moon, vs. Kansas City, 1/16/94 |
| 29 | Warren Moon, vs. Pittsburgh, 12/31/89 |

COMPLETION PERCENTAGE**Highest Completion Percentage, Career (100 att)**

| | |
|------|------------------------|
| 65.5 | Warren Moon, 9 games |
| 61.2 | Dan Pastorini, 5 games |
| 58.9 | Steve McNair, 9 games |

Highest Completion Percentage, Game (10 att)

| | |
|------|--|
| 80.0 | Dan Pastorini, @ New England, 12/31/78 (12-15) |
| 75.0 | Warren Moon, @ Denver, 1/4/92 (27-36) |
| 74.4 | Warren Moon, vs. Kansas City, 1/16/94 (32-43) |

PASSING YARDS**Most Yards Gained, Career**

| | |
|-------|------------------------|
| 2,578 | Warren Moon, 9 games |
| 1,591 | Steve McNair, 9 games |
| 954 | Dan Pastorini, 5 games |
| 722 | George Blanda, 3 games |

Most Yards Gained, Game

| | |
|-----|---------------------------------------|
| 371 | Warren Moon, @ Buffalo, 1/3/93 |
| 338 | Steve McNair, vs. Pittsburgh, 1/11/03 |
| 325 | Warren Moon, @ Denver, 1/4/92 |
| 315 | Warren Moon, vs. Pittsburgh, 12/31/89 |

Most Games, 300 or More Yards Passing, Career

| | |
|---|----------------------|
| 4 | Warren Moon, 9 games |
|---|----------------------|

Most Consec. Games, 300 or More Yards**Passing**

3 Warren Moon, 1991-93

Longest Pass Completion

88t George Blanda (to Billy Cannon), vs. LA Chargers, 1/1/61
 71t Dan Pastorini (to Ken Burrough), @ N.E., 12/31/78
 55 Dan Pastorini (to Mike Barber), @ Miami, 12/24/78
 49t Steve McNair (to Justin McCareins), @ Balt., 1/3/04

Highest Average Gain, Career (100 attempts)

8.22 Dan Pastorini, 5 games (116-954)
 7.31 Warren Moon, 9 games (351-2578)
 6.17 George Blanda, 3 games (117-722)

Highest Average Gain, Game (20 attempts)

10.55 Dan Pastorini, @ New England, 12/31/78
 9.03 Warren Moon, @ Denver, 1/4/92
 8.53 Warren Moon, vs. Seattle, 1/3/88

TOUCHDOWN PASSES**Most Touchdown Passes, Career**

15 Warren Moon, 9 games

6 Steve McNair, 9 games
 5 George Blanda, 3 games
 4 Dan Pastorini, 5 games
 4 Marcus Mariota, 2 games

Most Touchdown Passes, Game

4 Warren Moon, @ Buffalo, 1/3/93
 3 George Blanda, vs. LA Chargers, 1/1/61
 3 Dan Pastorini, @ New England, 12/31/78
 3 Warren Moon, @ Denver, 1/4/92

Most Consecutive Games Touchdown Pass

4 Steve McNair, 2002-03
 4 Warren Moon, 1991-93
 3 George Blanda, 1960-62
 3 Warren Moon, 1987-88

PASSES HAD INTERCEPTED**Lowest Percentage, Passes Had Intercepted, Career (100 attempts)**

3.19 Steve McNair, 9 games (282-9)
 3.42 Warren Moon, 9 games (351-12)
 6.90 Dan Pastorini, 5 games (116-8)
 8.54 George Blanda, 3 games (117-10)

Most Attempts Without Interception, Game

48 Warren Moon, vs. Pittsburgh, 12/31/89
 37 Marcus Mariota, @ New England, 1/13/18
 36 Steve McNair, vs. St. Louis, 1/30/99
 36 Steve McNair, @ Oakland, 1/19/03
 29 Dan Pastorini, @ Miami, 12/24/78

Most Passes Had Intercepted, Career

12 Warren Moon, 9 games
 10 George Blanda, 3 games
 9 Steve McNair, 9 games
 8 Dan Pastorini, 5 games

Most Passes Had Intercepted, Game

5 George Blanda, @ San Diego, 12/25/61
 5 George Blanda, vs. Dallas Texans, 12/23/62
 5 Dan Pastorini, @ Pittsburgh, 1/7/79

INDIVIDUAL PLAYOFF RECORDS: RECEIVING**RECEPTIONS****Most Receptions, Career**

60 Ernest Givins, 1987-93
 41 Haywood Jeffires, 1988-93
 38 Drew Hill, 1987-91
 29 Derrick Mason, 1997-03

Most Receptions, Game

11 Ernest Givins, vs. Pittsburgh, 12/31/89
 10 Frank Wycheck, vs. Pittsburgh, 1/11/03
 10 Justin Gage, vs. Baltimore, 1/10/09
 9 Drew Hill, vs. NY Jets, 12/29/91
 9 Ernest Givins, @ Buffalo, 1/3/93
 9 Haywood Jeffires, vs. Kansas City, 1/16/94

Most Consecutive Games, Pass Receptions

8 Haywood Jeffires, 1988-93
 7 Frank Wycheck, 1999-2002
 6 Ernest Givins, 1989-93
 6 Derrick Mason, 1999-2003

YARDS GAINED**Most Yards Gained, Career**

774 Ernest Givins, 8 games
 513 Drew Hill, 7 games
 513 Haywood Jeffires, 7 games
 312 Derrick Mason, 9 games

Most Yards Gained, Game

136 Ernest Givins, vs. Pittsburgh, 12/31/89
 135 Justin Gage, vs. Baltimore, 1/10/09
 128 Billy Cannon, vs. L.A., 1/1/61

123 Frank Wycheck, vs. Pittsburgh, 1/11/03
 117 Ernest Givins, @ Buffalo, 1/3/93

Most Games, 100 or More Receiving Yards, Career

3 Ernest Givins
 1 Ken Burrough
 1 Mike Barber
 1 Frank Wycheck

Most Consecutive Games, 100 or More Receiving Yards

2 Ernest Givins

Longest Reception

88t Billy Cannon, vs. LA Chargers, 1/1/61
 71t Ken Burrough, @ Miami, 12/24/78
 55 Mike Barber, @ New England, 12/31/78
 49t Justin McCareins, @ Baltimore, 1/3/04

AVERAGE GAIN**Highest Average Gain, Career (14 receptions)**

22.1 Mike Barber, (14-309)
 13.5 Drew Hill, (38-513)
 12.9 Ernest Givins, (60-774)

Highest Average Gain, Game (5 receptions)

18.6 Drew Hill, @ Denver, 1/10/88 (5-93)
 18.5 Ernest Givins, @ Denver, 1/4/92 (6-111)
 17.2 Ken Burrough, @ Miami, 12/24/78 (6-103)

14.2 Eric Decker, @ New England, 1/13/18 (6-85)

TOUCHDOWNS**Most Touchdowns, Career**

8 Ernest Givins, 8 games
 3 Haywood Jeffires, 7 games
 2 Billy Cannon, 2 games
 2 Mike Barber, 2 games
 2 Curtis Duncan, 5 games
 2 Corey Davis, 2 games

Most Touchdowns, Game

2 6 times, last by Corey Davis @ New England, 1/13/18

Most Consecutive Games with Touchdown Reception

3 Ernest Givins, 1989-91
 2 Billy Cannon, 1960-61
 2 Curtis Duncan, 1991-92
 2 Haywood Jeffires, 1991-92

INDIVIDUAL PLAYOFF RECORDS: INTERCEPTIONS

INTERCEPTIONS

Most Interceptions, Career

| | |
|---|-------------------------|
| 5 | Vernon Perry, 4 games |
| 4 | Mike Reinfeldt, 7 games |
| 3 | Bubba McDowell, 6 games |
| 2 | Samari Rolle, 9 games |

Most Interceptions, Game

| | |
|----|---|
| 4* | Vernon Perry, @ San Diego, 12/29/79 |
| 2 | Mike Reinfeldt, @ New England, 12/31/78 |
| 2 | Bubba McDowell, vs. NY Jets, 12/29/91 |

INT. RETURN YARDS

Most Yards Gained, Career

| | |
|----|-------------------------|
| 90 | Bubba McDowell, 6 games |
| 75 | Vernon Perry, 4 games |
| 35 | Mike Reinfeldt, 7 games |

Most Yards Gained, Game

| | |
|-----|---------------------------------------|
| 75t | Vernon Perry, @ Pittsburgh, 1/6/80 |
| 58t | Bubba McDowell, @ Buffalo, 1/13/93 |
| 32 | Bubba McDowell, vs. NY Jets, 12/29/92 |

Longest Run

| | |
|-----|------------------------------------|
| 75t | Vernon Perry, @ Pittsburgh, 1/6/80 |
| 58t | Bubba McDowell, @ Buffalo, 1/13/93 |

| | |
|----|---------------------------------------|
| 31 | Bubba McDowell, vs. NY Jets, 12/29/92 |
|----|---------------------------------------|

INTERCEPTIONS FOR TDs

Most Touchdowns, Career

| | |
|---|----------------------|
| 1 | Vernon Perry, 1980 |
| 1 | Bubba McDowell, 1993 |

Most Touchdowns, Game

| | |
|---|------------------------------------|
| 1 | Vernon Perry, @ Pittsburgh, 1/6/80 |
| 1 | Bubba McDowell, @ Buffalo, 1/13/93 |

* NFL Record

INDIVIDUAL PLAYOFF RECORDS: PUNTING

PUNTS

Most Punts, Career

| | |
|----|--------------------------|
| 51 | Craig Hentrich, 11 games |
| 31 | Cliff Parsley, 7 games |
| 27 | Greg Montgomery, 8 games |

Most Punts, Game

| | |
|----|--|
| 11 | Jim Norton, @ Oakland, 12/31/67 |
| 11 | Ode Burrell, @ Oakland, 12/21/69 |
| 7 | Craig Hentrich, vs. Buffalo, 1/8/00 |
| 7 | Brett Kern, @ New England, 1/13/18 |
| 6 | Cliff Parsley, @ New England, 12/31/78 |
| 6 | Cliff Parsley, @ San Diego, 12/29/79 |
| 6 | Greg Montgomery, @ Cincinnati, 1/6/91 |
| 6 | Craig Hentrich, @ Baltimore, 1/3/04 |

PUNTING YARDS

Longest Punt

| | |
|----|--|
| 66 | Craig Hentrich, vs. Baltimore, 1/10/09 |
| 63 | Craig Hentrich, @ Baltimore, 1/3/04 |
| 62 | Brett Kern, @ New England, 1/13/18 |
| 59 | Greg Montgomery, vs. Kansas City, 1/6/94 |
| 57 | Ode Burrell, @ Oakland, 12/21/69 |
| 57 | Craig Hentrich, @ Indianapolis, 1/16/00 |
| 57 | Brett Kern @ Kansas City, 1/6/18 |

Highest Average Yardage, Career (10 punts)

| | |
|------|---------------------------|
| 44.7 | Brett Kern (10-447) |
| 42.6 | Greg Montgomery (27-1149) |
| 42.3 | Ode Burrell (11-465) |

Highest Average Yardage, Game (5 punts)

| | |
|------|---|
| 52.0 | Craig Hentrich, @ Indianapolis, 1/16/00, (5-260) |
| 48.6 | Greg Montgomery, vs. Kansas City, 1/16/94 (5-243) |
| 45.1 | Brett Kern, @ New England, 1/13/18 (7-316) |
| 44.7 | Craig Hentrich, @ Baltimore, 1/3/04 (6-268) |
| 44.6 | Greg Montgomery, @ Buffalo, 1/1/89 (5-223) |

INDIVIDUAL PLAYOFF RECORDS: PUNT RETURNS

PUNT RETURNS

Most Punt Returns, Career

| | |
|----|---------------------------|
| 21 | Derrick Mason, 9 games |
| 9 | Richard Ellender, 3 games |
| 5 | Kenny Johnson, 2 games |
| 5 | Robert Woods, 2 games |

Most Punt Returns, Game

| | |
|---|--------------------------------------|
| 6 | Derrick Mason, @ Baltimore, 1/3/04 |
| 5 | Derrick Mason, vs. Buffalo, 1/8/00 |
| 5 | Richard Ellender, @ Denver, 12/23/79 |
| 4 | Kenny Johnson, vs. Seattle, 1/3/88 |

PUNT RETURN YARDS

Most Yards Gained, Career

| | |
|-----|---------------------------|
| 173 | Derrick Mason, 9 games |
| 75 | Richard Ellender, 3 games |
| 27 | Kenny Johnson, 2 games |
| 27 | Bobby Gordon, 1 game |

Most Yards Gained, Game

| | |
|----|--|
| 70 | Derrick Mason, @ Baltimore, 1/3/04 |
| 49 | Derrick Mason, @ Indianapolis, 1/16/00 |
| 42 | Richard Ellender, @ Denver, 12/23/79 |
| 27 | Bobby Gordon, vs. LA Chargers, 1/1/61 |
| 27 | Kenny Johnson, vs. Seattle, 1/3/88 |

Longest Return

| | |
|----|---|
| 27 | Bobby Gordon, vs. LA Chargers, 1/1/61 |
| 25 | Richard Ellender, @ San Diego, 12/29/79 |
| 19 | Derrick Mason, @ Indianapolis, 1/16/00 |
| 19 | Gerald McNeil, @ Cincinnati, 1/6/91 |

Highest Average Gain, Career (5 returns)

| | |
|-----|-------------------------|
| 8.3 | Richard Ellender (9-75) |
| 8.2 | Derrick Mason (21-173) |
| 5.4 | Kenny Johnson (5-27) |

Highest Average Gain, Game (3 returns)

| | |
|------|---|
| 16.3 | Derrick Mason, @ Indianapolis, 1/16/00 (3-49) |
| 11.7 | Derrick Mason, @ Baltimore, 1/3/04 (6-70) |
| 8.5 | Richard Ellender, @ Denver, 12/23/79 (5-42) |
| 6.8 | Kenny Johnson, vs. Seattle, 1/3/88 (4-27) |

INDIVIDUAL PLAYOFF RECORDS: KICKOFF RETURNS

KICKOFF RETURNS

Most Kickoff Returns, Career

| | |
|----|---------------------------|
| 17 | Derrick Mason, 7 games |
| 13 | Allen Pinkett, 8 games |
| 9 | Bobby Jancik, 3 games |
| 9 | John Simon, 2 games |
| 8 | Justin McCareins, 4 games |
| 7 | Lorenzo White, 6 games |

Most Kickoff Returns, Game

| | |
|---|---|
| 5 | Derrick Mason, vs. St. Louis, 1/30/00 |
| 5 | Bobby Jancik, vs. Dallas Texans, 12/23/62 |
| 5 | John Simon, @ Oakland, 1/19/03 |
| 4 | Adoree' Jackson, @ New England, 1/13/18 |

KICKOFF RETURN YARDS

Most Yards Gained, Career

| | |
|-----|------------------------|
| 492 | Derrick Mason, 7 games |
| 239 | Bobby Jancik, 2 games |
| 221 | Allen Pinkett, 6 games |

Most Yards Gained, Game

| | |
|-----|---|
| 174 | Derrick Mason, @ Jacksonville, 1/23/00 |
| 122 | Derrick Mason, vs. St. Louis, 1/30/00 |
| 115 | John Simon, @ Oakland, 1/19/03 |
| 100 | Bobby Jancik, @ Oakland, 12/31/67 |
| 83 | Adoree' Jackson, @ New England, 1/13/18 |

Longest Return

| | |
|-----|--|
| 80t | Derrick Mason, @ Jacksonville, 1/23/00 |
|-----|--|

| | |
|----|---|
| 48 | Bobby Jancik, vs. Dallas Texans, 12/23/62 |
| 47 | Derrick Mason, @ Indianapolis, 1/16/00 |

Highest Average Gain, Career (5 returns)

| | |
|------|------------------------|
| 28.9 | Derrick Mason, 7 games |
| 26.6 | Bobby Jancik, 2 games |
| 22.3 | John Simon, 2 games |
| 20.8 | Robert Woods, 3 games |

Highest Average Gain, Game (3 returns)

| | |
|------|--|
| 43.5 | Derrick Mason, @ Jacksonville, 1/23/00 (4-174) |
| 31.3 | Derrick Mason, vs. Buffalo, 1/8/2000 (3-94) |
| 29.0 | Zeke Moore @ Oakland 12/31/67 (3-87) |

TEAM PLAYOFF RECORDS: SCORING

TEAM POINTS

Most Points in a Game

| | |
|----|--|
| 38 | @ Buffalo, 1/3/93 (Buffalo 41, Oilers 38) |
| 34 | vs. Pittsburgh, 1/11/03 (Titans 34, Steelers 31, OT) |
| 33 | @ Jacksonville, 1/23/00 (Titans 33, Jac 14) |
| 31 | @ New England, 12/31/78 (Oilers 31, New England 14) |

Most Points in a Game, Opponent

| | |
|----|---|
| 56 | @ Oakland, 12/21/69 (Oakland 56, Oilers 7) |
| 41 | @ Buffalo, 1/3/93 (Buffalo 41, Oilers 38 OT) |
| 41 | @ Cincinnati, 1/6/91 (Cincinnati 41, Oilers 14) |
| 41 | @ Oakland, 1/19/03 (Raiders 41, Titans 24) |

Fewest Points in a Game

| | |
|---|--|
| 5 | @ Pittsburgh, 1/7/79 (Pittsburgh 34, Oilers 5) |
| 6 | @ San Diego, 1/6/08 (SD 17, Titans 6) |
| 7 | 3 times, last @ Oakland, 12/28/80 (Oakland 27, Oilers 7) |

Fewest Points in a Game, Opponent

| | |
|---|--|
| 3 | @ San Diego, 12/24/61 (Oilers 10, San Diego 3) |
| 7 | vs. Denver, 12/23/79 (Oilers 13, Denver 7) |
| 9 | @ Miami, 12/24/78 (Oilers 17, Miami 9) |

Most Decisive Win

| | |
|----|--|
| 19 | @ Jacksonville, 1/23/00 (Titans 33, Jacksonville 14) |
|----|--|

| | |
|----|---|
| 17 | @ New England, 12/31/78 (Oilers 31, N.E. 14) |
| 8 | @ Miami, 12/24/78 (Oilers 17, Miami 9) |
| 8 | vs. LA Chargers, 1/1/61 (Oilers 24, LA Chargers 16) |

Most Decisive Loss

| | |
|----|---|
| 49 | @ Oakland, 12/21/69 (Oakland 56, Oilers 7) |
| 33 | @ Oakland, 12/31/67 (Oakland 40, Oilers 7) |
| 29 | @ Pittsburgh, 1/7/79 (Pittsburgh 34, Oilers 5) |
| 21 | @ New England, 1/13/18 (Patriots 35, Titans 14) |

Most Points in a Game, Both Teams

| | |
|----|--|
| 79 | @ Buffalo, 1/3/93 (Buffalo 41, Oilers 38 OT) |
| 65 | @ Oakland, 1/19/03 (Raiders 41, Titans 24) |
| 65 | vs. Pittsburgh, 1/11/03 (Titans 34, Steelers 31) |
| 63 | @ Oakland, 12/21/69 (Oakland 56, Oilers 7) |
| 55 | @ Cincinnati, 1/6/91 (Cincinnati 41, Oilers 14) |
| 49 | @ New England, 1/13/18 (Patriots 35, Titans 14) |

Most Points, Each Half

| | |
|-----|-----------------------------|
| 1st | 28, @ Buffalo, 1/3/93 |
| 2nd | 23, @ Jacksonville, 1/23/00 |

Most Points, Each Half, Opponent

| | |
|-----|-------------------------|
| 1st | 35, @ Oakland, 12/21/69 |
| 2nd | 35, @ Buffalo, 1/3/93 |

Most Points, Each Quarter

| | |
|-----|---|
| 1st | 14, @ Denver, 1/4/92, vs. Pittsburgh, 1/11/03 |
| 2nd | 21, @ Buffalo, 1/3/93 |
| | 21, @ New England, 12/31/78 |
| 3rd | 16, @ Jacksonville, 1/23/00 |
| 4th | 14, vs Pittsburgh, 12/31/89 |
| OT | 3, vs. Pittsburgh, 1/11/03 |

Most Points, Each Quarter, Opponent

| | |
|-----|-----------------------------|
| 1st | 28 @ Oakland, 12/21/69 |
| 2nd | 21, @ New England, 1/13/18 |
| 3rd | 28, @ Buffalo, 1/3/93 |
| 4th | 21, vs Kansas City, 1/16/94 |

TEAM TOUCHDOWNS

Most Touchdowns in a Game

| | |
|---|-------------------|
| 5 | @ Buffalo, 1/3/93 |
|---|-------------------|

Most Touchdowns in a Game, Opponent

| | |
|---|---------------------|
| 8 | @ Oakland, 12/21/69 |
|---|---------------------|

Most Touchdowns in a Game, Both Teams

| | |
|----|---|
| 10 | @ Buffalo, 1/3/93 (Buffalo 5, Oilers 5) |
|----|---|

Fewest Touchdowns in a Game, Both Teams

| | |
|---|---|
| 1 | @ San Diego, 12/21/61 (Oilers 1, San Diego 0) |
|---|---|

TEAM PLAYOFF RECORDS: FIRST DOWNS

Most First Downs in a Game

| | |
|----|-------------------------|
| 29 | vs. Pittsburgh, 1/11/03 |
| 28 | @ Oakland, 1/19/03 |
| 27 | vs. St. Louis, 1/30/00 |
| 27 | @ Buffalo, 1/3/93 |
| 27 | vs. Seattle, 1/3/88 |

Most First Downs in a Game, Opponent

| | |
|----|------------------------|
| 31 | @ New England, 1/13/18 |
| 26 | @ Denver, 1/4/92 |
| 25 | @ San Diego, 12/29/79 |
| 25 | @ Oakland, 1/19/03 |
| 24 | @ Cincinnati, 1/6/91 |

Most First Downs in a Game, Both Teams

| | |
|----|--|
| 53 | @ Oakland, 1/19/03 (Titans 28, Raiders 25) |
| 50 | vs. St. Louis, 1/30/00 (Titans 27, St. Louis 23) |
| 50 | vs. Pittsburgh, 1/11/03 (Titans 29, Steelers 21) |
| 49 | @ Denver, 1/4/92 (Denver 26, Oilers 23) |
| 46 | @ Buffalo, 1/3/93 (Oilers 27, Buffalo 19) |
| 46 | @ New England, 1/13/18 (Patriots 35, Titans 14) |

Fewest First Downs in a Game

| | |
|----|----------------------|
| 10 | @ Pittsburgh, 1/7/79 |
| 11 | @ Pittsburgh, 1/6/80 |
| 11 | @ Oakland, 12/31/67 |

Fewest First Downs in a Game, Opponent

| | |
|----|------------------------|
| 6 | vs. Baltimore, 1/7/01 |
| 9 | vs. Baltimore, 1/10/09 |
| 11 | vs. Seattle, 1/3/88 |
| 12 | @ Oakland, 12/28/80 |

Fewest First Downs in a Game, Both Teams

| | |
|----|---|
| 28 | @ Oakland, 12/31/67 (Oakland 18, Oilers 10) |
| 28 | @ Baltimore, 1/3/04 (Titans 16, Ravens 12) |
| 29 | vs. Baltimore, 1/7/01 (Titans 23, Ravens 6) |
| 29 | vs. Buffalo, 1/8/00 (Titans 16, Bills 13) |

| | |
|----|--|
| 30 | vs. Baltimore, 1/10/09 (Titans 21, Ravens 9) |
|----|--|

Most First Downs in a Game, Rushing

| | |
|----|------------------------|
| 12 | vs. St. Louis, 1/30/00 |
|----|------------------------|

Most First Downs in a Game, Rushing, Opponent

| | |
|----|----------------------|
| 15 | @ Cincinnati, 1/6/91 |
|----|----------------------|

Most First Downs in a Game, Rushing, Both Teams

| | |
|----|--|
| 19 | @ Cincinnati, 1/6/91 (Cincinnati 15, Oilers 4) |
|----|--|

Fewest First Downs in a Game, Rushing

| | |
|---|------------------------|
| 1 | @ Oakland, 12/21/69 |
| 3 | @ New England, 1/13/18 |

Fewest First Downs in a Game, Rushing, Opponent

| | |
|---|------------------------|
| 1 | @ Baltimore, 1/3/04 |
| 1 | vs. St. Louis, 1/30/00 |
| 1 | vs. Seattle, 1/3/88 |

Fewest First Downs in a Game, Rushing, Both Teams

| | |
|---|---|
| 6 | @ Oakland, 12/21/69 (Oakland 5, Oilers 1) |
|---|---|

Most First Downs in a Game, Passing

| | |
|----|--------------------------|
| 18 | @ Buffalo, 1/3/93 |
| 18 | vs. Pittsburgh, 12/31/89 |
| 18 | vs. Seattle, 1/3/88 |
| 18 | vs. Pittsburgh, 1/11/03 |

Most First Downs in a Game, Passing, Opponent

| | |
|----|------------------------|
| 20 | @ New England, 1/13/18 |
| 18 | vs. St. Louis, 1/30/00 |
| 17 | @ San Diego, 12/29/79 |

Most First Downs in a Game, Passing, Both Teams

| | |
|----|--|
| 31 | vs. St. Louis, 1/30/00 (St. Louis 18, Titans 13) |
| 31 | @ Buffalo, 1/3/93 (Oilers 18, Buffalo 13) |

| | |
|----|---|
| 31 | @ New England, 1/13/18 (Patriots 20, Titans 11) |
|----|---|

Fewest First Downs in a Game, Passing

| | |
|---|----------------------|
| 3 | @ Pittsburgh, 1/7/79 |
|---|----------------------|

Fewest First Downs in a Game, Passing, Opponent

| | |
|---|-----------------------------|
| 4 | vs. Baltimore, 1/7/01 |
| 5 | vs. Dallas Texans, 12/23/62 |
| 5 | vs. Baltimore, 1/10/09 |

Fewest First Downs in a Game, Passing, Both Teams

| | |
|----|---|
| 11 | vs. Buffalo, 1/8/00 (Buffalo 6, Titans 5) |
| 11 | @ Oakland, 12/31/67 (Oakland 6, Oilers 5) |

Most First Downs in a Game, Penalty

| | |
|---|-----------------------|
| 7 | @ Oakland, 1/19/03 |
| 4 | @ San Diego, 12/24/61 |

Most First Downs in a Game, Penalty, Opponent

| | |
|---|-----------------------------|
| 5 | vs. Pittsburgh, 1/11/03 |
| 4 | vs. St. Louis, 1/30/00 |
| 4 | @ Cleveland, 12/24/88 |
| 4 | vs. Dallas Texans, 12/23/62 |

Most First Downs in a Game, Penalty, Both Teams

| | |
|----|--|
| 10 | @ Oakland, 1/19/03 (Titans 7, Raiders 3) |
| 6 | vs. St. Louis, 1/30/00 (St. Louis 4, Titans 2) |
| 6 | vs. Pittsburgh, 1/11/03 (Steelers 5, Titans 1) |
| 5 | @ Buffalo, 1/1/89 (Buffalo 3, Oilers 2) |
| 5 | @ San Diego, 12/23/61 (Oilers 4, San Diego 1) |

Fewest First Downs in a Game, Penalty, Both Teams

| | |
|---|---------------------|
| 0 | vs. Seattle, 1/3/88 |
| 0 | @ Baltimore, 1/3/04 |

TEAM PLAYOFF RECORDS: NET YARDS GAINED RUSHING AND PASSING

Most Yards Gained in a Game

| | |
|-----|-------------------------|
| 437 | vs. Seattle, 1/3/88 |
| 430 | vs. Pittsburgh, 1/11/03 |
| 429 | @ Buffalo, 1/3/93 |
| 422 | @ Denver, 1/4/92 |

Most Yards Gained in a Game, Opponent

| | |
|-----|------------------------|
| 438 | @ New England, 1/13/18 |
| 436 | vs. St. Louis, 1/30/00 |
| 418 | @ Denver, 1/4/92 |
| 412 | @ Oakland, 12/21/69 |

Most Yards Gained in a Game, Both Teams

| | |
|-----|------------------------|
| 840 | @ Denver, 1/4/92 |
| 803 | vs. St. Louis, 1/30/00 |
| 795 | @ Buffalo, 1/3/93 |

Fewest Yards Gained in a Game

| | |
|-----|----------------------|
| 142 | @ Pittsburgh, 1/7/79 |
| 146 | @ Oakland, 12/31/67 |
| 197 | @ Oakland, 12/21/69 |

Fewest Yards Gained in a Game, Opponent

| | |
|-----|------------------------|
| 134 | vs. Baltimore, 1/7/01 |
| 209 | @ Miami, 12/24/78 |
| 211 | vs. Baltimore, 1/10/09 |
| 216 | vs. Denver, 12/23/79 |

Fewest Yards Gained in a Game, Both Teams

| | |
|-----|-----------------------|
| 413 | vs. Buffalo, 1/8/00 |
| 451 | vs. Baltimore, 1/7/01 |
| 498 | vs. Denver, 12/23/79 |
| 510 | @ Oakland, 12/31/67 |

TEAM PLAYOFF RECORDS: RUSHING

TEAM RUSHING ATTEMPTS

Most Rushing Attempts in a Game

| | |
|----|-------------------------|
| 54 | @ New England, 12/31/78 |
| 50 | vs. Seattle, 1/3/88 |
| 45 | @ Miami, 12/24/78 |

Most Rushing Attempts in a Game, Opponent

| | |
|----|-----------------------------|
| 54 | vs. Dallas Texans, 12/23/62 |
| 48 | @ Oakland, 12/31/67 |
| 47 | @ Pittsburgh, 1/7/79 |

Fewest Rushing Attempts in a Game

| | |
|----|------------------------|
| 13 | @ Cincinnati, 1/6/91 |
| 16 | @ New England, 1/13/18 |
| 19 | @ Denver, 1/4/92 |
| 19 | @ Oakland, 12/21/69 |

Fewest Rushing Attempts in a Game, Opponent

| | |
|----|------------------------|
| 11 | vs. Seattle, 1/3/88 |
| 13 | vs. St. Louis, 1/30/00 |
| 16 | @ Baltimore, 1/3/04 |
| 16 | @ Kansas City, 1/6/18 |
| 17 | @ Oakland, 1/19/03 |
| 19 | @ San Diego, 12/29/79 |
| 19 | @ San Diego, 12/24/61 |

TEAM RUSHING YARDS

Most Yards Gained in a Game Rushing

| | |
|-----|-------------------------|
| 202 | @ Kansas City, 1/6/18 |
| 197 | @ Indianapolis, 1/16/00 |
| 178 | vs. Seattle, 1/3/88 |

| | |
|-----|-------------------------|
| 177 | @ Jacksonville, 1/23/00 |
| 165 | @ Baltimore, 1/3/04 |

Most Yards Gained in a Game Rushing, Opponent

| | |
|-----|-----------------------------|
| 263 | @ Oakland, 12/31/67 |
| 199 | vs. Dallas Texans, 12/23/62 |
| 187 | @ Cincinnati, 1/6/91 |

Most Yards Gained in a Game Rushing, Both Teams

| | |
|-----|---|
| 321 | @ Jacksonville, 1/23/00 (Titans 177, Jaguars 144) |
| 301 | @ Oakland, 12/31/67 (Oakland 263, Oilers 38) |
| 297 | vs. Dallas Texans, 12/23/62 (Dallas 199, Oilers 98) |

Fewest Yards Gained in a Game Rushing

| | |
|----|------------------------|
| 24 | @ Pittsburgh, 1/6/80 |
| 28 | @ Oakland, 12/21/69 |
| 38 | @ Oakland, 12/31/67 |
| 65 | @ New England, 1/13/18 |

Fewest Yards Gained in a Game Rushing, Opponent

| | |
|----|------------------------|
| 29 | vs. St. Louis, 1/30/00 |
| 29 | vs. Seattle, 1/3/88 |
| 49 | vs. Baltimore, 1/7/01 |
| 50 | vs. Baltimore, 1/10/09 |
| 54 | @ Baltimore, 1/3/04 |
| 61 | @ Denver, 1/10/88 |
| 69 | @ Kansas City, 1/6/18 |

Fewest Yards Gained in a Game Rushing, Both Teams

| | |
|-----|---|
| 110 | vs. Kansas City, 1/16/94 (K.C. 71, Oilers 39) |
| 134 | @ Denver, 1/10/88 (Oilers 73, Denver 61) |
| 138 | @ Oakland, 12/21/69 (Oakland 37, Oilers 19) |

Highest Average Gain in a Game

| | |
|-----|-------------------------|
| 6.5 | @ Kansas City, 1/6/18 |
| 6.0 | @ Indianapolis, 1/16/00 |
| 5.2 | @ Cincinnati, 1/6/91 |

Highest Average Gain in a Game, Opponent

| | |
|-----|---------------------------|
| 6.3 | vs. Jacksonville, 1/23/00 |
| 5.9 | vs. Pittsburgh, 12/31/89 |

Lowest Average Gain in a Game

| | |
|-----|----------------------|
| 1.1 | @ Pittsburgh, 1/6/80 |
|-----|----------------------|

Lowest Average Gain in a Game, Opponent

| | |
|-----|------------------------|
| 1.7 | vs. Baltimore, 1/10/09 |
| 2.1 | vs. Baltimore, 1/7/01 |
| 2.1 | @ Denver, 1/10/88 |
| 2.1 | @ San Diego, 1/6/08 |

TEAM PLAYOFF RECORDS: PASSING

TEAM PASSING ATTEMPTS

Most Passes Attempted in a Game

| | |
|----|-----------------------------|
| 50 | @ Buffalo, 1/3/93 |
| 47 | vs. Baltimore, 1/7/01 |
| 46 | @ Oakland, 12/21/69 |
| 46 | vs. Dallas Texans, 12/23/62 |

Most Passes Attempted in a Game, Opponent

| | |
|----|-------------------------|
| 53 | @ New England, 1/13/18 |
| 47 | @ San Diego, 12/29/79 |
| 45 | vs. St. Louis, 1/30/00 |
| 43 | @ Indianapolis, 1/16/00 |

Most Passes Attempted in a Game, Both Teams

| | |
|----|--|
| 90 | @ New England, 1/13/18 (Patriots 53, Titans 37) |
| 87 | vs. Pittsburgh, 1/11/03 (Titans 45, Steelers 42) |
| 84 | @ Buffalo, 1/3/93 (Oilers 50, Buffalo 34) |
| 81 | vs. St. Louis, 1/30/00 (St. Louis 45, Titans 36) |
| 81 | vs. Kansas City, 1/16/94 (Oilers 43, K.C. 38) |
| 81 | vs. Pittsburgh, 12/31/89 (Oilers 48, Pitt 33) |

Fewest Passes Attempted in a Game

| | |
|----|-------------------------|
| 15 | @ New England, 12/31/78 |
| 19 | @ San Diego, 12/29/79 |

| | |
|----|----------------------|
| 22 | vs. Denver, 12/23/79 |
| 23 | @ Baltimore, 1/3/04 |

Fewest Passes Attempted in a Game, Opponent

| | |
|----|-----------------------------|
| 14 | vs. Dallas Texans, 12/23/62 |
| 17 | vs. Baltimore, 1/7/01 |
| 19 | @ Pittsburgh, 1/7/79 |
| 22 | @ Oakland, 12/21/69 |
| 22 | vs. Baltimore, 1/10/09 |

Fewest Passes Attempted in a Game, Both Teams

| | |
|----|---|
| 45 | @ Pittsburgh, 1/7/79 (Oilers 26, Pittsburgh 19) |
| 46 | vs. Buffalo, 1/8/00 (Titans 24, Buffalo 22) |
| 49 | vs. Denver, 12/23/79 (Denver 27, Oilers 22) |

TEAM PASS COMPLETIONS

Most Passes Completed in a Game

| | |
|----|--------------------------|
| 36 | @ Buffalo, 1/3/93 |
| 32 | vs. Kansas City, 1/16/94 |
| 29 | vs. Pittsburgh, 12/31/89 |

Most Passes Completed in a Game, Opponent

| | |
|----|------------------------|
| 35 | @ New England, 1/13/18 |
| 29 | @ Oakland, 1/19/03 |
| 25 | @ San Diego, 12/29/79 |

| | |
|----|--------------------------|
| 24 | vs. St. Louis, 1/30/00 |
| 24 | @ Kansas City, 1/6/18 |
| 22 | vs. Kansas City, 1/16/94 |

Most Passes Completed in a Game, Both Teams

| | |
|----|--|
| 57 | @ Buffalo, 1/3/93 (Oilers 36, Buffalo 21) |
| 57 | @ New England, 1/13/18 (Patriots 35, Mariota 22) |
| 54 | vs. Kansas City, 1/16/94 (Oilers 32, K.C. 22) |
| 50 | @ Oakland, 1/19/03 (Raiders 29, Titans 21) |
| 49 | vs. NY Jets, 12/29/91 (Oilers 28, NY Jets 21) |

Fewest Passes Completed in a Game

| | |
|----|------------------------------------|
| 10 | @ San Diego, 12/29/79 |
| 10 | vs. Denver, 12/23/79 |
| 12 | 2 times, last @ Pittsburgh, 1/7/79 |

Fewest Passes Completed in a Game, Opponent

| | |
|----|-----------------------------|
| 5 | vs. Baltimore, 1/7/01 |
| 8 | @ Oakland, 12/28/80 |
| 9 | vs. Dallas Texans, 12/23/62 |
| 10 | vs. Buffalo, 1/8/00 |
| 10 | @ Oakland, 12/31/67 |

Fewest Passes Completed in a Game, Both Teams

| | |
|----|---|
| 23 | vs. Buffalo, 1/8/00 (Titans 13, Buffalo 10) |
| 23 | @ Oakland, 12/28/80 (Oilers 15, Oakland 8) |
| 23 | @ Pittsburgh, 1/7/79 (Oilers 12, Pittsburgh 11) |
| 24 | vs. Denver, 12/23/79 (Denver 14, Oilers 10) |

Highest Completion Percentage in a Game (20 attempts)

75.0 @ Denver, 1/4/92

Highest Completion Percentage in a Game, Opponent (20 att.)

72.7 @ Kansas City, 1/6/18

70.7 @ Oakland, 1/19/03

67.9 @ Cleveland, 12/24/88

Lowest Completion Percentage in a Game (20 attempts)

39.1 @ Oakland, 12/21/69

Lowest Completion Percentage in a Game, Opponent (20 att.)

34.5 @ Oakland, 12/28/80

TEAM PASSING YARDS**Most Yards Gained in a Game, Passing**

347 @ Buffalo, 1/3/93

338 @ Pittsburgh, 1/11/03

325 vs. Denver, 1/4/92

315 vs. Pittsburgh, 12/31/89

Most Yards Gained in a Game, Passing, Opponent

407 vs. St. Louis, 1/30/00

349 @ San Diego, 12/29/79

337 @ New England, 1/13/18

317 vs. Denver, 12/23/79

Fewest Yards Gained in a Game, Passing

55 vs. Buffalo, 1/8/00

70 @ Pittsburgh, 1/7/79

108 @ Oakland, 12/31/67

Fewest Yards Gained in a Game, Passing, Opponent

38 vs. Dallas Texans, 12/23/62

96 vs. Buffalo, 1/8/00

101 @ Oakland, 12/31/67

Fewest Yards Gained in a Game, Passing, Both Teams

151 vs. Buffalo, 1/8/00 (Buffalo 96, Titans 55)

209 @ Oakland, 12/31/67 (Oilers 108, Oakland 101)

251 vs. Denver, 12/23/79 (Oilers 147, Denver 104)

TEAM PLAYOFF RECORDS: SACKS**Most Sacks in a Game**

9 vs. Kansas City, 1/16/94

4 @ Kansas City, 1/6/18

Most Sacks in a Game, Opponent

8 @ New England, 1/13/18

6 vs. Denver, 12/23/79

6 vs. Dallas Texans, 12/23/62

6 @ San Diego, 12/24/61

Most Sacks in a Game, Both Teams

11 vs. Kansas City, 1/16/94 (Oilers 9, Kansas City 2)

10 @ San Diego, 12/24/61 (Oilers 6, San Diego 4)

7 @ Pittsburgh, 1/7/79 (Oilers 5, Pittsburgh 2)

6 @ Kansas City, 1/6/18 (Titans 4, Chiefs 2)

Fewest Sacks in a Game, Both Teams

0 @ Denver, 1/4/92

TEAM PLAYOFF RECORDS: PUNTING**PUNTS****Most Punts in a Game**

11 @ Oakland, 12/21/69

11 @ Oakland, 12/31/67

9 @ Oakland, 12/28/80

Most Punts in a Game, Opponent

9 @ Oakland, 12/28/80

8 vs. Baltimore, 1/10/09

8 @ Baltimore, 1/3/04

8 vs. Baltimore, 1/7/01

8 vs. Buffalo, 1/8/00

8 vs. Dallas Texans, 12/23/62

7 @ Indianapolis, 1/16/00

7 vs. Seattle, 1/3/88

Most Punts in a Game, Both Teams

18 @ Oakland, 12/28/80 (Oilers 9, Oakland 9)

16 @ Oakland, 12/21/69 (Oilers 11, Oakland 5)

15 vs. Buffalo, 1/8/00 (Buffalo 8, Titans 7)

15 @ Oakland, 12/31/67 (Oilers 11, Oakland 4)

14 @ Baltimore, 1/3/04 (Titans 6, Ravens 8)

TEAM PUNTING AVERAGE**Highest Average Distance in a Game (minimum 4 Punts)**

53.3 vs. Baltimore, 1/10/09

52.0 @ Indianapolis, 1/16/00

45.1 @ New England, 1/13/18

44.3 @ Baltimore, 1/3/04

44.0 @ Oakland, 12/28/80

Highest Average Distance in a Game, Opponent (minimum 4 punts)

50.0 @ Kansas City, 1/6/18

48.8 @ Baltimore, 1/3/04

48.6 @ Indianapolis, 1/16/00

45.3 @ Jacksonville, 1/23/00

45.2 vs. Denver, 12/23/79

TEAM PLAYOFF RECORDS: INTERCEPTIONS

Most Interceptions in a Game

- 6 @ San Diego, 12/24/61
- 5 @ Pittsburgh, 1/7/79
- 5 vs. Dallas Texans, 12/23/62

Most Interceptions in a Game, Opponent

- 5 @ San Diego, 12/29/79
- 4 @ San Diego, 12/24/61
- 3 5 times, last @ Baltimore, 1/3/04

Most Interceptions in a Game, Both Teams

- 10 @ San Diego, 12/24/61 (Oilers 6, San Diego 4)
- 7 @ Pittsburgh, 1/7/79 (Oilers 5, Pittsburgh 2)
- 6 2 times, last @ San Diego, 12/29/79 (San Diego 5, Oilers 1)
- 5 @ Baltimore, 1/3/04 (Titans 3, Ravens 2)

Fewest Interceptions in a Game

- 0 Eleven times, last @ New England, 1/13/18

Fewest Interceptions in a Game, Opponents

- 0 Ten times, last @ New England, 1/13/18

Fewest Interceptions in a Game, Both Teams

- 0 Five times, last @ New England 1/13/18
- 1 7 times, last @ Kansas City, 1/6/18

TEAM PLAYOFF RECORDS: FUMBLES

TEAM FUMBLES

Most Fumbles in a Game

- 7 vs. Kansas City, 1/16/94
- 6 @ Pittsburgh, 1/7/79
- 5 Four times, last vs. Baltimore, 1/10/09

Most Fumbles in a Game, Opponent

- 6 @ Pittsburgh, 1/7/79
- 5 @ Jacksonville, 1/23/00
- 3 @ Denver, 1/4/92
- 3 @ Oakland, 12/21/69
- 3 @ Oakland, 1/19/03

Most Fumbles in a Game, Both Teams

- 12 @ Pittsburgh, 1/7/79 (Oilers 6, Pittsburgh 6)

- 10 @ Jacksonville, 1/23/00 (Titans 5, Jacksonville 5)
- 7 vs. Baltimore, 1/10/09 (Titans 5, Baltimore 2)
- 7 vs. Kansas City, 1/16/94 (Oilers 7, Kansas City 0)
- 7 vs. San Diego, 12/24/61 (Oilers 5, San Diego 2)

TEAM FUMBLES LOST

Most Fumbles Lost in a Game

- 4 @ Pittsburgh, 1/7/79
- 3 @ Jacksonville, 1/23/00
- 2 9 times, last vs. Baltimore, 1/10/09

Most Fumbles Lost in a Game, Opponent

- 4 @ Jacksonville, 1/23/00
- 3 @ Pittsburgh, 1/7/79

- 2 @ Miami, 12/24/78
- 2 vs. San Diego, 12/24/61

Most Fumbles Lost in a Game, Both Teams

- 7 @ Pittsburgh, 1/7/79 (Oilers 4, Pittsburgh 3)
- 7 @ Jacksonville, 1/23/00 (Jacksonville 4, Titans 3)
- 3 6 times, last @ Oakland, 1/19/03

TEAM PLAYOFF RECORDS: PENALTIES

PENALTIES

Most Penalties in a Game

- 13 @ Denver, 1/4/92
- 12 vs. Baltimore, 1/10/09
- 11 @ Cleveland, 12/24/88
- 10 @ New England, 1/13/18

Most Penalties in a Game, Opponent

- 14 @ Oakland, 12/28/80
- 14 @ Oakland, 1/19/03
- 10 vs. Buffalo, 1/8/00
- 10 @ San Diego, 12/24/61

Most Penalties in a Game, Both Teams

- 22 @ Oakland, 12/28/80 (Oakland 14, Oilers 8)
- 21 @ Oakland, 1/19/03 (Oakland 14, Titans 7)
- 20 @ Cleveland, 12/24/88 (Oilers 11, Cleveland 9)
- 20 vs. Baltimore, 1/10/09 (Titans 12, Baltimore 8)

Fewest Penalties in a Game

- 2 vs. Buffalo, 1/8/00
- 2 @ Pittsburgh, 1/6/80
- 2 vs. Denver, 12/23/79
- 2 @ New England, 12/31/78

Fewest Penalties in a Game, Opponent

- 1 @ Miami, 12/24/78
- 2 @ New England, 1/10/04
- 3 vs. Seattle, 1/3/88
- 3 vs. LA Chargers, 1/1/61

Fewest Penalties in a Game, Both Teams

- 6 @ Miami, 12/24/78 (Oilers 5, Miami 1)
- 7 3 times, last vs. Seattle, 1/3/88 (Oilers 4, Seattle 3)

YARDS PENALIZED

Most Yards Penalized in a Game

- 118 @ Cleveland, 12/24/88
- 92 vs. Pittsburgh, 1/11/03

- 89 vs. Baltimore, 1/10/09
- 85 @ Denver, 1/4/92

Most Yards Penalized in a Game, Opponent

- 127 @ Oakland, 1/19/03
- 106 @ San Diego, 12/24/61
- 100 @ Jacksonville, 1/23/00
- 92 @ New England, 12/24/78

Most Yards Penalized in a Game, Both Teams

- 193 @ Cleveland, 12/24/88 (Oilers 118, Cleveland 75)
- 187 @ Oakland, 1/19/03 (Raiders 127, Titans 60)
- 174 @ San Diego, 12/24/61 (San Diego 106, Oilers 68)
- 155 2 times, last @ Denver, 1/4/92 (Oilers 85, Den. 70)

Fewest Yards Penalized in a Game

- 10 @ Pittsburgh, 1/6/80
- 12 vs. Buffalo, 1/8/00
- 19 vs. Denver, 12/23/79

Fewest Yards Penalized in a Game, Opponent

| | |
|----|-------------------------|
| 5 | @ Miami, 12/24/78 |
| 14 | @ New England, 1/10/04 |
| 15 | vs. LA Chargers, 1/1/61 |
| 20 | vs. Seattle, 1/3/88 |

Fewest Yards Penalized in a Game, Both Teams

| | |
|----|---|
| 42 | @ Miami, 12/24/78 (Oilers 37, Miami 5) |
| 44 | @ Pittsburgh, 1/6/80 (Pittsburgh 34, Oilers 10) |
| 45 | vs. Seattle, 1/3/88 (Oilers 25, Seattle 20) |

BIG DAYS/PLAYOFFS (300 YDS PASSING, 100 YDS RUSHING, 100 YDS RECEIVING)**PASSING**

| | | | |
|-----|-------------------------------|---------------|------------|
| 371 | Warren Moon @ Buffalo | Jan. 3, 1993 | (36 of 50) |
| 338 | Steve McNair vs. Pittsburgh | Jan. 11, 2003 | (27 of 44) |
| 325 | Warren Moon @ Denver | Jan. 4, 1992 | (27 of 36) |
| 315 | Warren Moon vs. Pittsburgh | Dec. 31, 1989 | (29 of 48) |
| 306 | Dan Pastorini @ Miami | Dec. 24, 1978 | (20 of 29) |
| 306 | Warren Moon vs. Kansas City | Jan. 16, 1994 | (32 of 43) |
| 301 | George Blanda vs. Los Angeles | Jan. 1, 1961 | (16 of 32) |

RUSHING

| | | | |
|-----|-----------------------------|---------------|--------------|
| 162 | Eddie George @ Indianapolis | Jan. 16, 2000 | (26 carries) |
| 156 | Derrick Henry @ Kansas City | Jan. 6, 2018 | (23 carries) |
| 118 | Earl Campbell @ New England | Dec. 31, 1978 | (27 carries) |
| 106 | Eddie George vs. Buffalo | Jan. 8, 2000 | (29 carries) |

RECEIVING

| | | | |
|-----|------------------------------|---------------|-----------------|
| 136 | Ernest Givins vs. Pittsburgh | Dec. 31, 1989 | (11 receptions) |
| 135 | Justin Gage vs. Baltimore | Jan. 10, 2009 | (10 receptions) |
| 128 | Billy Cannon vs. Los Angeles | Jan. 1, 1961 | (3 receptions) |
| 123 | Frank Wycheck vs. Pittsburgh | Jan. 11, 2003 | (10 receptions) |
| 117 | Ernest Givins @ Buffalo | Jan. 3, 1993 | (9 receptions) |
| 112 | Mike Barber @ Miami | Dec. 24, 1978 | (4 receptions) |
| 111 | Ernest Givins @ Denver | Jan. 4, 1992 | (6 receptions) |
| 103 | Ken Burrough @ Miami | Dec. 24, 1978 | (6 receptions) |

CAREER 300-YARD PASSING PLAYOFF GAMES

| No. | Player | W-L |
|-----|---------------|-----|
| 4 | Warren Moon | 0-4 |
| 1 | George Blanda | 1-0 |
| 1 | Dan Pastorini | 1-0 |
| 1 | Steve McNair | 1-0 |

CAREER 100-YARD RUSHING PLAYOFF GAMES

| No. | Player | W-L |
|-----|---------------|-----|
| 2 | Eddie George | 2-0 |
| 1 | Earl Campbell | 1-0 |
| 1 | Derrick Henry | 1-0 |

CAREER 100-YARD RECEIVING PLAYOFF GAMES

| No. | Player | W-L |
|-----|---------------|-----|
| 3 | Ernest Givins | 0-3 |
| 1 | Mike Barber | 1-0 |
| 1 | Ken Burrough | 1-0 |
| 1 | Billy Cannon | 1-0 |
| 1 | Justin Gage | 0-1 |
| 1 | Frank Wycheck | 1-0 |

PLAYOFF GAME SUMMARIES

AFL CHAMPIONSHIP GAME – 1960
Houston 24, Los Angeles Chargers 16
January 1, 1961 • Jeppesen Stadium

One sensational play by rookie halfback Billy Cannon, the previous season's Heisman Trophy winner, was the difference, as the Houston Oilers defeated the Los Angeles Chargers 24-16 in the first AFL Championship game. The Chargers took the early lead on two field goals by Ben Agajanian, but QB George Blanda brought the Oilers back, throwing a 17-yard touchdown pass to Dave Smith and kicking an 18-yard field goal, which put Houston ahead 10-9 at halftime. The teams exchanged touchdowns in the third quarter, with Blanda throwing a seven-yard scoring pass to Bill Groman and Chargers halfback Paul Lowe pounding over from the 2. Protecting a one-point lead in the fourth quarter and facing a third-and-nine at the Houston 12, Blanda threw a short pass to Cannon, who broke a tackle and outran the Chargers' secondary to complete an 88-yard scoring play. In the final minute of the game, the Chargers drove down the field, reaching the Houston 22. However, the Oilers held on fourth down for the title.

| | | | | | |
|-------------|---|----|---|---|----|
| Los Angeles | 6 | 3 | 7 | 0 | 16 |
| Houston | 0 | 10 | 7 | 7 | 24 |

| TEAM | SCORING PLAY | QTR-INTO |
|----------|--|----------|
| Chargers | Agajanian 38 yd. field goal | 1-10:58 |
| Chargers | Agajanian 22 yd. field goal | 1-6:44 |
| Oilers | Smith 17 yd. pass from Blanda (Blanda kick) | 2-11:09 |
| Oilers | Blanda 18 yd. field goal | 2-5:15 |
| Chargers | Agajanian 27 yd. field goal | 2-0:09 |
| Oilers | Groman 7 yd. pass from Blanda (Blanda kick) | 3-N/A |
| Chargers | Lowe 2 yd. run (Agajanian, kick) | 3-N/A |
| Oilers | Cannon 88 yd. pass from Blanda (Blanda kick) | 4-N/A |

Missed FG: N/A
 Attendance: 32,183

| | Chargers | Oilers |
|----------------------|----------|---------|
| First downs | 21 | 17 |
| Total yards | 333 | 401 |
| Rushing yards | 162 | 100 |
| Passing yards | 171 | 301 |
| Passes-comp.-Int. | 41-21-2 | 32-16-0 |
| Punts-avg. | 4-41.0 | 5-34.0 |
| Punt return yards | 2-42 | 0-0 |
| Kickoff return yards | 5-123 | 5-128 |
| Fumbles-lost | 2-0 | 0-0 |
| Penalties-yards | 3-15 | 4-54 |

| RUSHING | | | | | | | | | |
|---------------|-----------|------------|-----------|----------|---------------|-----------|------------|-----------|----------|
| OILERS | Att | Yds | Lg | TD | CHARGERS | Att | Yds | Lg | TD |
| Cannon | 18 | 50 | NA | 0 | Lowe | 21 | 165 | NA | 1 |
| Smith | 19 | 45 | NA | 0 | Kemp | 6 | 19 | NA | 0 |
| Hall | 3 | 5 | NA | 0 | Ferguson | 4 | 14 | NA | 0 |
| | | | | | Ford | 2 | 5 | NA | 0 |
| TOTALS | 40 | 100 | NA | 0 | TOTALS | 35 | 162 | NA | 1 |

| PASSING | | | | | | | | | |
|---------------|-----------|-----------|------------|------------|---------------|-----------|-----------|------------|------------|
| OILERS | Att | Cmp | Yds | TD-I | CHARGERS | Att | Cmp | Yds | TD-I |
| Blanda | 31 | 16 | 301 | 3-0 | Kemp | 41 | 21 | 171 | 0-2 |
| Cannon | 1 | 0 | 0 | 0-0 | | | | | |
| TOTALS | 32 | 16 | 301 | 3-0 | TOTALS | 41 | 21 | 171 | 0-2 |

| RECEIVING | | | | | | | | | |
|---------------|-----------|------------|-----------|----------|---------------|-----------|------------|-----------|----------|
| OILERS | Rec | Yds | Lg | TD | CHARGERS | Rec | Yds | Lg | TD |
| Smith | 5 | 52 | NA | 1 | Norton | 6 | 55 | NA | 0 |
| Cannon | 3 | 128 | NA | 1 | Lowe | 3 | 35 | NA | 0 |
| Carson | 1 | 13 | NA | 0 | Womble | 6 | 23 | NA | 0 |
| Hennigan | 4 | 71 | NA | 0 | Kocourek | 3 | 57 | NA | 0 |
| Groman | 3 | 37 | NA | 1 | Ferguson | 2 | 29 | NA | 0 |
| | | | | | Flowers | 1 | 6 | NA | 0 |
| TOTALS | 16 | 301 | NA | 3 | TOTALS | 21 | 171 | NA | 0 |

AFL CHAMPIONSHIP GAME – 1961
Houston 10, San Diego Chargers 3
Dec. 24, 1961 • Balboa Stadium

The Houston Oilers defeated the San Diego Chargers 10-3 to win their second consecutive AFL title. In a game marked by turnovers, Houston had seven and San Diego six. The only score of the first half came on a 46-yard field goal by George Blanda, which followed a nine-yard San Diego punt. In the third quarter, the Oilers put together the only sustained drive of the game, moving 80 yards. With a third-and-five at the San Diego 35, Blanda rolled to his right and found Billy Cannon open at the 17. Cannon jumped to make the catch, shrugged off a would-be tackler, and motored into the end zone for a touchdown that put Houston up 10-0. The Chargers scored early in the fourth quarter on a 12-yard field goal by George Blair, but they could not get on the scoreboard again.

| | | | | | |
|-----------|---|---|---|---|----|
| San Diego | 0 | 0 | 0 | 3 | 3 |
| Houston | 0 | 3 | 7 | 0 | 10 |

| TEAM | SCORING PLAY | QTR |
|----------|--|-----|
| Oilers | Blanda 46 yd. field goal | 2 |
| Oilers | Cannon 35 yd. pass from Blanda (Blanda kick) | 3 |
| Chargers | Blair 12 yd. field goal | 4 |

Missed FG: N/A
 Attendance: 29,556

| | Chargers | Oilers |
|----------------------|----------|---------|
| First downs | 15 | 18 |
| Total yards | 482 | 416 |
| Rushing yards | 79 | 96 |
| Passing yards | 177 | 160 |
| Passes-comp.-Int. | 31-17-4 | 41-18-6 |
| Punts-avg. | 6-33.3 | 4-41.5 |
| Punt return yards | 1-16 | 0-0 |
| Kickoff return yards | 2-50 | 0-0 |
| Fumbles-lost | 2-2 | 5-1 |
| Penalties-yards | 10-106 | 5-68 |
| Field goals made-att | 1-1 | 1-1 |

| RUSHING | | | | | | | | | |
|---------------|-----------|-----------|-----------|----------|---------------|-----------|-----------|-----------|----------|
| OILERS | Att | Yds | Lg | TD | CHARGERS | Att | Yds | Lg | TD |
| Cannon | 15 | 48 | 22 | 0 | Lincoln | 3 | 7 | 4 | 0 |
| Tolar | 16 | 52 | 20 | 0 | Lowe | 5 | 30 | 12 | 0 |
| Blanda | 2 | 4 | 1 | 0 | Roberson | 8 | 37 | 23 | 0 |
| | | | | | Kemp | 4 | 5 | 17 | 0 |
| TOTALS | 33 | 96 | 22 | 0 | TOTALS | 20 | 79 | 23 | 0 |

| PASSING | | | | | | | | | |
|---------------|-----------|-----------|------------|------------|---------------|-----------|-----------|------------|------------|
| OILERS | Att | Cmp | Yds | TD-I | CHARGERS | Att | Cmp | Yds | TD-I |
| Blanda | 40 | 18 | 160 | 1-5 | Kemp | 32 | 17 | 226 | 0-4 |
| Groman | 1 | 0 | 0 | 0-1 | | | | | |
| TOTALS | 41 | 18 | 160 | 1-6 | TOTALS | 32 | 17 | 226 | 0-4 |

| RECEIVING | | | | | | | | | |
|---------------|-----------|------------|-----------|----------|---------------|-----------|------------|-----------|----------|
| OILERS | Rec | Yds | Lg | TD | CHARGERS | Rec | Yds | Lg | TD |
| Cannon | 5 | 53 | 35 | 1 | Lincoln | 1 | 3 | 3 | 0 |
| Tolar | 2 | 2 | 8 | 0 | Roberson | 1 | 11 | 11 | 0 |
| Groman | 3 | 32 | 19 | 0 | Kocourek | 7 | 123 | 40 | 0 |
| Hennigan | 5 | 43 | 14 | 0 | Norton | 3 | 48 | 28 | 0 |
| Dewveall | 2 | 10 | 11 | 0 | Flowers | 2 | 17 | 9 | 0 |
| McLeod | 1 | 20 | 20 | 0 | Scarpitto | 1 | 9 | 9 | 0 |
| | | | | | Hayes | 1 | 5 | 5 | 0 |
| TOTALS | 18 | 160 | 35 | 1 | TOTALS | 17 | 226 | 40 | 0 |

* Some game summaries in this section from *Total Football* and *NFL Record & Fact Book*.

PLAYOFF GAME SUMMARIES

AFL CHAMPIONSHIP GAME – 1962
Dallas 20, Houston 17 (2 OT)
Dec. 23, 1962 • Jeppesen Stadium

In what was at the time the longest game in the history of professional football, the Dallas Texans dethroned the two-time defending AFL champion Houston Oilers when Tommy Brooker kicked a 25-yard field goal after 2:54 of the sixth quarter, or 17:54 of sudden-death overtime. The Texans led 17-0 after two quarters, but the Oilers, tied it up with 17 second-half points. The overtime started with a potentially damaging gaffe by Dallas captain Abner Haynes, who had already scored twice, but who won the toss and then elected to 'kick to the clock'. What Haynes wanted was the strong wind behind his team, but, by saying kick first, it gave the Oilers the chance to decide which end to take, and they, needless to say, chose to have the wind behind them. As it turned out, it didn't matter. After an interception near the end of the first overtime period, the Texans took over. Two big plays by fullback Jack Spikes put the ball at the Houston 19, and, on fourth-and-nine, Brooker ended the contest.

| | | | | | | | |
|---------|---------|----|---|----|---|---|----|
| Dallas | 3 | 14 | 0 | 0 | 0 | 3 | 20 |
| Houston | 0 | 0 | 7 | 10 | 0 | 0 | 17 |

| TEAM | SCORING PLAY | QTR-INTO |
|---------|--|----------|
| Dallas | Brooker 16 yd. field goal | 1-4:21 |
| Dallas | Haynes 28 yd. pass from Dawson (Brooker kick) | 2-14:31 |
| Dallas | Haynes 2 yd. run (Brooker, kick) | 2-3:31 |
| Houston | Dewveall 15 yd. pass from Blanda (Blanda kick) | 3-11:51 |
| Houston | Blanda 31 yd. field goal | 4-11:09 |
| Houston | Tolar 1 yd. run (Blanda kick) | 4-5:51 |
| Dallas | Brooker 25 yd. field goal | 6-12:05 |

Attendance: 37,081

| | Texans | Oilers |
|----------------------|--------|---------|
| First downs | 19 | 21 |
| Total yards | 287 | 359 |
| Rushing yards | 199 | 98 |
| Passing yards | 88 | 261 |
| Passes-comp.-Int. | 14-9-0 | 46-23-5 |
| Punts-avg. | 8-31.2 | 3-39.3 |
| Punt return yards | 1-0 | 1-0 |
| Kickoff return yards | 4-86 | 5-139 |
| Fumbles-lost | 1-1 | 1-1 |
| Penalties-yards | 10-73 | 5-47 |
| Field goals made-att | 2-1 | 0-0 |

| RUSHING | | | | | | | | | |
|---------|-----|-----|----|----|-----------|-----|-----|----|----|
| OILERS | Att | Yds | Lg | TD | TEXANS | Att | Yds | Lg | TD |
| Tolar | 17 | 58 | 12 | 1 | Spikes | 11 | 77 | 33 | 0 |
| Cannon | 11 | 37 | 7 | 0 | McClinton | 24 | 70 | 8 | 0 |
| Smith | 2 | 3 | 4 | 0 | Dawson | 5 | 26 | 11 | 0 |
| | | | | | Haynes | 14 | 26 | 14 | 0 |
| TOTALS | 30 | 98 | 12 | 1 | TOTALS | 54 | 199 | 33 | 0 |

| PASSING | | | | | | | | | |
|---------|-----|-----|-----|------|--------|-----|-----|-----|------|
| OILERS | Att | Cmp | Yds | TD-I | TEXANS | Att | Cmp | Yds | TD-I |
| Blanda | 46 | 23 | 261 | 1-5 | Dawson | 14 | 9 | 88 | 1-0 |
| TOTALS | 46 | 23 | 261 | 1-5 | TOTALS | 14 | 9 | 88 | 1-0 |

| RECEIVING | | | | | | | | | |
|-----------|-----|-----|----|----|-----------|-----|-----|----|----|
| OILERS | Rec | Yds | Lg | TD | TEXANS | Rec | Yds | Lg | TD |
| Hennigan | 3 | 37 | 19 | 0 | Haynes | 3 | 45 | 28 | 1 |
| Tolar | 1 | 8 | 8 | 0 | Spikes | 2 | 24 | 14 | 0 |
| McLeod | 5 | 70 | 21 | 0 | Arbanas | 2 | 21 | 12 | 0 |
| Cannon | 6 | 54 | 21 | 0 | Bishop | 1 | 0 | 0 | 0 |
| Dewveall | 6 | 95 | 24 | 1 | McClinton | 1 | 4 | 4 | 0 |
| Jamison | 1 | 9 | 9 | 0 | | | | | |
| Smith | 1 | 6 | 6 | 0 | | | | | |
| TOTALS | 23 | 261 | 24 | 1 | TOTALS | 9 | 88 | 28 | 1 |

AFL CHAMPIONSHIP GAME – 1967
Oakland 40, Houston 7
Dec. 31, 1967 • Alameda County Coliseum

Big plays before and after halftime broke open a tight game, as the Raiders won their first AFL title with a 40-7 victory against Houston. The Raiders led 10-0 in the final minutes of the half, the big play a 69-yard touchdown run by Hewritt Dixon. The Raiders lined up for a field goal attempt from the Houston 17, but instead quarterback Daryle Lamonica took the snap and threw to a wide open Dave Kocourek for a touchdown with 18 seconds remaining to build the lead to 17-0. The Oilers hoped for a big play to open the second half, and they got it, but it was in favor of the Raiders. Zeke Moore fumbled the kickoff and Oakland recovered deep in Houston territory, leading to Lamonica's one-yard quarterback sneak. In the next two quarters, George Blanda kicked three field goals, to give him 16 points for the day, and Lamonica threw a touchdown pass to Bill Miller.

| | | | | | |
|---------|---------|----|----|----|----|
| Oakland | 3 | 14 | 10 | 13 | 40 |
| Houston | 0 | 0 | 0 | 7 | 7 |

| TEAM | SCORING PLAY | QTR |
|---------|--|-----|
| Oakland | Blanda 37 yd. field goal | 1 |
| Oakland | Dixon 69 yd. run (Blanda kick) | 2 |
| Oakland | Kocourek 17 yd. pass from Lamonica (Blanda kick) | 2 |
| Oakland | Lamonica 1 yd. run (Blanda kick) | 3 |
| Oakland | Blanda 40 yd field goal | 3 |
| Oakland | Blanda 42 yd. field goal | 4 |
| Houston | Frazier 5 yd. pass from Beathard (Wittenborn kick) | 4 |
| Oakland | Blanda 36 yd. field goal | 4 |
| Oakland | Miller 12 yd. pass from Lamonica (Blanda kick) | 4 |

Attendance: 53,330

| | Raiders | Oilers |
|-------------------|---------|---------|
| First downs | 18 | 11 |
| Total yards | 364 | 146 |
| Rushing yards | 263 | 38 |
| Passing yards | 101 | 108 |
| Passes-comp.-Int. | 26-10-0 | 35-15-1 |
| Punts-avg. | 4-44.3 | 11-38.6 |
| Fumbles-lost | 0-0 | 4-2 |
| Penalties-yards | 4-69 | 7-45 |

| RUSHING | | | | | | | | | |
|----------|-----|-----|----|----|----------|-----|-----|----|----|
| OILERS | Att | Yds | Lg | TD | RAIDERS | Att | Yds | Lg | TD |
| Granger | 14 | 19 | NA | 0 | Dixon | 21 | 144 | NA | 1 |
| Campbell | 6 | 15 | NA | 0 | Banaszak | 15 | 116 | NA | 0 |
| Blanks | 1 | 6 | 6 | 0 | Lamonica | 5 | 22 | NA | 1 |
| Beathard | 1 | -2 | -2 | 0 | Hagberg | 2 | -1 | NA | 0 |
| TOTALS | 22 | 38 | NA | 0 | TOTALS | 43 | 281 | NA | 2 |

| PASSING | | | | | | | | | |
|----------|-----|-----|-----|------|----------|-----|-----|-----|------|
| OILERS | Att | Cmp | Yds | TD-I | RAIDERS | Att | Cmp | Yds | TD-I |
| Beathard | 35 | 15 | 142 | 1-1 | Lamonica | 24 | 10 | 111 | 2-0 |
| | | | | | Blanda | 2 | 0 | 0 | 0-0 |
| TOTALS | 35 | 15 | 142 | 1-1 | TOTALS | 26 | 10 | 111 | 2-0 |

| RECEIVING | | | | | | | | | |
|-----------|-----|-----|----|----|-------------|-----|-----|----|----|
| OILERS | Rec | Yds | Lg | TD | RAIDERS | Rec | Yds | Lg | TD |
| Frazier | 7 | 81 | NA | 1 | Miller | 3 | 32 | NA | 1 |
| Reed | 4 | 60 | NA | 0 | Cannon | 2 | 31 | NA | 0 |
| Campbell | 2 | 5 | NA | 0 | Biletnikoff | 2 | 19 | NA | 0 |
| Taylor | 1 | 6 | NA | 0 | Kocourek | 1 | 17 | 17 | 1 |
| TOTALS | 14 | 151 | NA | 1 | TOTALS | 8 | 99 | 17 | 2 |

PLAYOFF GAME SUMMARIES

AFL PLAYOFF GAME – 1969
Oakland 56, Houston 7
Dec. 21, 1969 • Alameda County Coliseum

Oakland scored four touchdowns in 4:22 of the first quarter, as the Raiders jumped to a quick 28-0 lead on the way to a 56-7 victory over the Oilers. The key figure was quarterback Daryle Lamonia, who threw six touchdown passes. On their second possession, the Raiders moved 50 yards in five plays, with Lamonia throwing a 13-yard scoring pass to Fred Biletnikoff. On the first play after the kickoff, George Atkinson intercepted Pete Beathard's pass and returned it 57 yards for a score. The Oilers again lost the ball the first play after the kickoff, as Hoyle Granger fumbled and Carleton Oats recovered at the Houston 24. On first down, Lamonia hit Rod Sherman for a touchdown. Following the next kickoff, Houston again fumbled - this time by Beathard on the fourth play - and Tom Keating recovered. Again it took the Raiders one play to score, Lamonia finding Biletnikoff for the touchdown.

Oakland 25 7 14 7 56
Houston 0 0 0 7 7

| TEAM | SCORING PLAY | QTR-INTO |
|---------|--|----------|
| Raiders | Biletnikoff 13 yd. pass from Lamonia (Blanda kick) | 1-6:33 |
| Raiders | Atkinson 57 yd. interception return (Blanda kick) | 1-7:26 |
| Raiders | Sherman 24 yd. pass from Lamonia (Blanda kick) | 1-8:32 |
| Raiders | Biletnikoff 31 yd. pass from Lamonia (Blanda kick) | 1-10:55 |
| Raiders | Smith 60 yd. pass from Lamonia (Blanda kick) | 2-9:12 |
| Raiders | Sherman 23 yd. pass from Lamonia (Blanda kick) | 3-9:49 |
| Raiders | Cannon 3 yd. pass from Lamonia (Blanda kick) | 3-14:49 |
| Oilers | Reed 8 yd. pass from Beathard (Gerela kick) | 4-6:17 |
| Raiders | Hubbard 4 yd. run (Blanda kick) | 4-12:35 |

Missed FG: None
Attendance: 53,539

| | Raiders | Oilers |
|----------------------|---------|---------|
| First downs | 17 | 14 |
| Total yards | 412 | 197 |
| Rushing yards | 110 | 28 |
| Passing yards | 302 | 169 |
| Passes-comp.-Int. | 22-14-3 | 46-18-3 |
| Punts-avg. | 5-42.0 | 11-41.4 |
| Punt return yards | 3-27 | 2-4 |
| Kickoff return yards | 2-64 | 7-130 |
| Fumbles-lost | 3-1 | 3-2 |
| Penalties-yards | 7-63 | 3-48 |

| RUSHING | | | | | | | | | |
|---------------|-----------|-----------|----------|----------|---------------|-----------|------------|-----------|----------|
| OILERS | Att | Yds | Lg | TD | RAIDERS | Att | Yds | Lg | TD |
| Granger | 14 | 29 | 9 | 0 | Dixon | 13 | 48 | 17 | 0 |
| Campbell | 1 | 0 | 0 | 0 | Smith | 8 | 3 | 3 | 0 |
| Levias | 1 | 4 | 4 | 0 | Hubbard | 6 | 19 | 5 | 1 |
| Beathard | 3 | -5 | 3 | 0 | Todd | 8 | 31 | 30 | 0 |
| | | | | | Hagberg | 2 | 9 | 5 | 0 |
| TOTALS | 19 | 28 | 9 | 0 | TOTALS | 37 | 110 | 30 | 1 |

| PASSING | | | | | | | | | |
|---------------|-----------|-----------|------------|------------|---------------|-----------|-----------|------------|------------|
| OILERS | Att | Cmp | Yds | TD-I | RAIDERS | Att | Cmp | Yds | TD-I |
| Beathard | 46 | 18 | 209 | 1-3 | Lamonia | 17 | 13 | 276 | 6-1 |
| | | | | | Blanda | 5 | 1 | 33 | 0-2 |
| TOTALS | 46 | 18 | 209 | 1-3 | TOTALS | 22 | 14 | 309 | 6-3 |

| RECEIVING | | | | | | | | | |
|---------------|-----------|------------|-----------|----------|---------------|-----------|------------|-----------|----------|
| OILERS | Rec | Yds | Lg | TD | RAIDERS | Rec | Yds | Lg | TD |
| Bierne | 5 | 48 | 12 | 0 | Biletnikoff | 3 | 70 | 31 | 2 |
| Reed | 7 | 81 | 18 | 1 | Sherman | 4 | 60 | 24 | 2 |
| Granger | 3 | 31 | 24 | 0 | Smith | 4 | 103 | 60 | 1 |
| Haik | 2 | 42 | 29 | 0 | Todd | 1 | 40 | 40 | 0 |
| Levias | 1 | 7 | 7 | 0 | Hubbard | 1 | 33 | 33 | 0 |
| | | | | | Cannon | 1 | 3 | 3 | 1 |
| TOTALS | 18 | 209 | 29 | 1 | TOTALS | 14 | 309 | 60 | 6 |

AFC WILD CARD GAME – 1978
Houston 17, Miami 9
Dec. 24, 1978 • Orange Bowl

The Oilers, making their first postseason appearance since 1969, advanced to the divisional playoffs on a brilliant passing performance by Dan Pastorini, who completed 20 of 29 passes for 306 yards and one touchdown. The two AFC wild card teams were locked in a 7-7 tie until midway through the fourth quarter. But Pastorini then completed all four of his passes in a 53-yard drive that set up Toni Fritsch's 35-yard field goal for a 10-7 lead with 7:25 left. One play after the ensuing kickoff, Gregg Bingham intercepted a Bob Griese pass and the Oilers drove 50 yards in 10 plays (9 on the ground) for Earl Campbell's clinching touchdown from the one-yard line. Griese completed 11 of 28 passes. Campbell, the NFL's leading rusher during regular season with 1,450 yards, gained 84 yards on 26 carries.

Miami 7 0 0 2 9
Houston 7 0 0 10 17

| TEAM | SCORING PLAY | QTR-INTO |
|----------|--|----------|
| Dolphins | Tollman 13 yd. pass from Griese (Yepremian kick) | 1-9:58 |
| Oilers | Wilson 13 yd. pass from Pastorini (Fritsch kick) | 1-14:57 |
| Oilers | Fritsch 27 yd. field goal | 4-5:18 |
| Oilers | Campbell 1 yd. run (Fritsch kick) | 4-5:10 |
| Dolphins | Safety | 4-14:49 |

Missed FG: Yepremian missed FG, Bokamper FG blocked
Attendance: 70,036

| | Dolphins | Oilers |
|-------------------------|----------|----------|
| First downs | 14 | 23 |
| 3rd-down conversion-att | 5-12-42% | 8-16-50% |
| Total yards | 209 | 455 |
| Rushing yards | 91 | 165 |
| Passing yards | 118 | 290 |
| Passes-comp.-Int. | 30-12-3 | 30-20-0 |
| Punts-avg. | 5-48.6 | 5-44.0 |
| Punt return yards | 1-24 | 3-11 |
| Kickoff return yards | 5-109 | 2-55 |
| Fumbles-lost | 2-2 | 3-1 |
| Penalties-yards | 1-5 | 5-37 |
| Field goals made-att | 0-1 | 1-2 |
| Time of possession | 24:17 | 35:43 |

| RUSHING | | | | | | | | | |
|---------------|-----------|------------|-----------|----------|---------------|-----------|-----------|----------|----------|
| OILERS | Att | Yds | Lg | TD | DOLPHINS | Att | Yds | Lg | TD |
| Campbell | 26 | 84 | 20 | 1 | Williams | 13 | 41 | 9 | 0 |
| Wilson | 14 | 76 | 21 | 0 | Harris | 9 | 43 | 9 | 0 |
| Coleman | 1 | 2 | 2 | 0 | Bulaich | 2 | 0 | 0 | 0 |
| Poole | 1 | 12 | 12 | 0 | Moore | 1 | 7 | 7 | 0 |
| Pastorini | 3 | -9 | -3 | 0 | | | | | |
| TOTALS | 45 | 165 | 21 | 1 | TOTALS | 25 | 91 | 9 | 0 |

| PASSING | | | | | | | | | |
|---------------|-----------|-----------|------------|------------|---------------|-----------|-----------|------------|------------|
| OILERS | Att | Cmp | Yds | TD-I | DOLPHINS | Att | Cmp | Yds | TD-I |
| Pastorini | 29 | 20 | 306 | 1-0 | Griese | 28 | 1 | 114 | 1-2 |
| Barber | 1 | 0 | 0 | 0-0 | Strock | 2 | 1 | 23 | 0-1 |
| TOTALS | 30 | 20 | 306 | 1-0 | TOTALS | 30 | 12 | 137 | 1-3 |

| RECEIVING | | | | | | | | | |
|---------------|-----------|------------|-----------|----------|---------------|-----------|------------|-----------|----------|
| OILERS | Rec | Yds | Lg | TD | DOLPHINS | Rec | Yds | Lg | TD |
| Wilson | 5 | 40 | 13 | 1 | Harris | 4 | 42 | 19 | 0 |
| Caster | 1 | 11 | 11 | 0 | Williams | 1 | 8 | 8 | 0 |
| Barber | 4 | 112 | 55 | 0 | Tillman | 2 | 24 | 13 | 1 |
| Burrough | 6 | 103 | 53 | 0 | Harris | 1 | 21 | 21 | 0 |
| Coleman | 1 | 5 | 5 | 0 | Bulaich | 2 | 14 | 9 | 0 |
| Woods | 2 | 22 | 16 | 0 | Moore | 2 | 28 | 23 | 0 |
| Campbell | 1 | 13 | 13 | 0 | | | | | |
| TOTALS | 20 | 306 | 55 | 1 | TOTALS | 12 | 137 | 23 | 1 |

INDIVIDUAL DEFENSE (press box stats)

OILERS – Leading Tackler: Currier 6-2-8, Kiner 5-3-8. Sacks: Washington 1, Betha 1. Int.: Stemrick 1, Reinfeldt 1, Bingham 1. FR: Washington 1.

DOLPHINS – Leading Tackler: Babb 7-4-11, Baumhower 8-3-11. Sacks: Bokamper 2. Int.: None. FR: Rhone 1.

PLAYOFF GAME SUMMARIES

AFC DIVISIONAL PLAYOFF GAME – 1978
Houston 31, New England 14
December 31, 1978 • Schaefer Stadium

Houston captured its second straight postseason road victory and advanced into its first AFC championship game with an impressive win over New England, the AFC East champion. Houston quarterback Dan Pastorini completed 10 of 13 passes for 184 yards and three touchdowns as the Oilers jumped to a 21-0 halftime lead. After a scoreless first period, Pastorini hit wide receiver Ken Burrough on a 71-yard touchdown pass and connected with tight end Mike Barber on 19- and 13-yard touchdown strikes. New England narrowed the gap to 24-14 early in the final quarter on two scoring passes- a 24-yard option toss from running back Andy Johnson to wide receiver Harold Jackson and another 24-yard pass from backup quarterback Tom Owen to tight end Russ Francis. Linebacker Gregg Bingham's 19-yard interception return to New England's 18-yard line with 5:07 remaining stopped the Patriots' rally and set up running back Earl Campbell's two-yard touchdown run three plays later.

New England 0 0 7 7 14
 Houston 0 21 3 7 31

| TEAM | SCORING PLAY | QTR-INTO |
|----------|--|----------|
| Oilers | Burrough 71 yd. pass from Pastorini (Fritsch kick) | 2-1:35 |
| Oilers | Barber 19 yd. pass from Pastorini (Fritsch kick) | 2-8:12 |
| Oilers | Barber 13 yd. pass from Pastorini (Fritsch kick) | 2-14:35 |
| Oilers | Fritsch 30 yd. field goal | 3-7:56 |
| Patriots | Jackson 24 yd. pass from Johnson (Posey kick) | 3-14:43 |
| Patriots | Francis 24 yd. pass from Owen (Posey kick) | 4-5:43 |
| Oilers | Campbell 2 yd. run (Fritsch kick) | 4-11:19 |

Missed FG: Posey 43WR

Attendance: 60,881

| | Patriots | Oilers |
|-------------------------|----------|-----------|
| First downs | 15 | 21 |
| 3rd-down conversion-att | 6-13-46% | 11-17-65% |
| Total yards | 263 | 344 |
| Rushing yards | 83 | 174 |
| Passing yards | 180 | 170 |
| Passes-comp.-Int. | 35-16-3 | 15-12-1 |
| Punts-avg. | 4-43.3 | 5-34.8 |
| Punt return yards | 3-6 | 3-6 |
| Kickoff return yards | 5-136 | 3-53 |
| Fumbles-lost | 2-0 | 1-0 |
| Penalties-yards | 8-92 | 2-25 |
| Field goals made-att | 0-1 | 1-1 |
| Time of possession | 26:04 | 33:06 |

| RUSHING | | | | | | | | | |
|---------------|-----------|------------|-----------|----------|---------------|-----------|-----------|-----------|----------|
| OILERS | Att | Yds | Lg | TD | PATRIOTS | Att | Yds | Lg | TD |
| Campbell | 27 | 118 | 35 | 1 | Cunningham | 10 | 42 | 8 | 0 |
| Wilson | 14 | 26 | 8 | 0 | Grogan | 1 | 16 | 16 | 0 |
| Coleman | 7 | 19 | 12 | 0 | Johnson | 6 | 14 | 4 | 0 |
| Duncan | 2 | 7 | 5 | 0 | Ivory | 3 | 11 | 6 | 0 |
| Poole | 3 | 7 | 4 | 0 | | | | | |
| Nielson | 1 | -3 | -3 | 0 | | | | | |
| TOTALS | 54 | 174 | 35 | 1 | TOTALS | 20 | 83 | 16 | 0 |

| PASSING | | | | | | | | | |
|---------------|-----------|-----------|------------|------------|---------------|-----------|-----------|------------|------------|
| OILERS | Att | Cmp | Yds | TD-I | PATRIOTS | Att | Cmp | Yds | TD-I |
| Pastorini | 15 | 12 | 200 | 3-1 | Grogan | 12 | 3 | 38 | 0-2 |
| | | | | | Owen | 22 | 12 | 144 | 1-1 |
| | | | | | Johnson | 1 | 1 | 24 | 1-0 |
| TOTALS | 15 | 12 | 200 | 3-1 | TOTALS | 35 | 16 | 206 | 2-3 |

| RECEIVING | | | | | | | | | |
|---------------|-----------|------------|-----------|----------|---------------|-----------|------------|-----------|----------|
| OILERS | Rec | Yds | Lg | TD | PATRIOTS | Rec | Yds | Lg | TD |
| Barber | 5 | 83 | 22 | 2 | Francis | 8 | 101 | 24 | 1 |
| Burrough | 3 | 91 | 71 | 1 | Cunningham | 3 | 28 | 15 | 0 |
| Carter | 2 | 12 | 7 | 0 | Morgan | 2 | 37 | 19 | 0 |
| Campbell | 1 | 10 | 10 | 0 | Johnson | 2 | 16 | 11 | 0 |
| Woods | 1 | 4 | 4 | 0 | Jackson | 1 | 24 | 24 | 1 |
| TOTALS | 12 | 200 | 71 | 3 | TOTALS | 16 | 206 | 24 | 2 |

INDIVIDUAL DEFENSE (press box stats)

OILERS – Leading Tackler: Bingham 6-2-8. Sacks: Brazile 1, Washington 1, Bethea 1, Young 1. Int.: Reinfeldt 2, Bingham 1. FR: Pastorini 1.

PATRIOTS – Leading Tackler: Beaudoin 8-7-15. Sacks: Beaudoin 1.0, Bishop 1.0, Zabel 0.5. Int.: Fox 1. FR: Gray 1, Westbrook 1.

AFC CHAMPIONSHIP GAME – 1978
Pittsburgh 34, Houston 5
January 7, 1979 • Three Rivers Stadium

Playing in their first championship game since 1962, the Oilers were unable to unseat a strong Pittsburgh team, dropping a 34-5 contest at Three Rivers Stadium. The Steelers, striking through cold, steady rain for 31 first half points, won their third AFC championship in five years behind their usual solid defense and spectacular performances by Terry Bradshaw and Lynn Swann. Seventeen of the points, came during a 48-second span in the last minute of the half as Pittsburgh capitalized on two fumbles by Ronnie Coleman and one by Johnnie Dirden. Despite the playing conditions that contributed to a postseason record 12 fumbles, Bradshaw completed 11 of 19 passes for 200 yards and touchdowns to John Stallworth and Swann, who caught four passes for 98 yards. Both touchdown passes and one of Roy Gerela's two field goals made up the 17-point burst between 14:08 and 14:56 of the second quarter after Pittsburgh had built a 14-3 lead on scoring runs by Franco Harris and Rocky Bleier.

Pittsburgh. 14 17 3 0 34
 Houston 0 3 2 0 5

| TEAM | SCORING PLAY | QTR-INTO |
|----------|--|----------|
| Steelers | Harris 7 yd. run (Gerela kick) | 1-4:58 |
| Steelers | Bleier 17 yd. run (Gerela kick) | 1-13:51 |
| Oilers | Fritsch 19 yd. field goal | 2-5:21 |
| Steelers | Swan 29 yd. pass from Bradshaw (Gerela kick) | 2-14:08 |
| Steelers | Stallworth 17 yd. pass from Bradshaw (Gerela kick) | 2-14:27 |
| Steelers | Gerela 37 yd. field goal | 2-14:56 |
| Steelers | Gerela 22 yd. field goal | 3-7:14 |
| Oilers | Washington safety | 3-11:10 |

Missed FG: Gerela 40, 40

Attendance: 49,417

| | Steelers | Oilers |
|-------------------------|----------|---------|
| First downs | 21 | 10 |
| 3rd-down conversion-att | 1-9-11% | 1-11-9% |
| Total yards | 379 | 142 |
| Rushing yards | 179 | 72 |
| Passing yards | 200 | 70 |
| Passes-comp.-Int. | 19-11-2 | 26-12-5 |
| Punts-avg. | 1-53.0 | 6-39.5 |
| Punt return yards | 6-91 | 0-0 |
| Kickoff return yards | 2-36 | 8-179 |
| Fumbles-lost | 6-3 | 6-4 |
| Penalties-yards | 4-32 | 5-48 |
| Field goals made-att | 2-4 | 1-1 |
| Time of possession | 33:10 | 18:15 |

| RUSHING | | | | | | | | | |
|---------------|-----------|-----------|-----------|----------|---------------|-----------|------------|-----------|----------|
| OILERS | Att | Yds | Lg | TD | STEELERS | Att | Yds | Lg | TD |
| Campbell | 22 | 62 | 11 | 0 | Harris | 20 | 51 | 9 | 1 |
| Woods | 1 | 9 | 9 | 0 | Bleier | 10 | 45 | 15 | 1 |
| Coleman | 1 | -5 | -5 | 0 | Bradshaw | 7 | 29 | 13 | 0 |
| Wilson | 2 | 6 | 4 | 0 | Delophaime | 3 | 28 | 23 | 0 |
| | | | | | Thornton | 3 | 22 | 14 | 0 |
| | | | | | Moser | 3 | 7 | 5 | 0 |
| | | | | | Kruczek | 1 | -3 | -3 | 0 |
| TOTALS | 26 | 72 | 11 | 0 | TOTALS | 47 | 179 | 23 | 2 |

| PASSING | | | | | | | | | |
|---------------|-----------|-----------|-----------|------------|---------------|-----------|-----------|------------|------------|
| OILERS | Att | Cmp | Yds | TD-I | STEELERS | Att | Cmp | Yds | TD-I |
| Pastorini | 26 | 12 | 96 | 0-5 | Bradshaw | 19 | 11 | 200 | 2-2 |
| | | | | | Kruczek | 0 | 0 | 0 | 0-0 |
| TOTALS | 26 | 12 | 96 | 0-5 | TOTALS | 19 | 11 | 200 | 2-2 |

| RECEIVING | | | | | | | | | |
|---------------|-----------|-----------|-----------|----------|---------------|-----------|------------|-----------|----------|
| OILERS | Rec | Yds | Lg | TD | STEELERS | Rec | Yds | Lg | TD |
| Caster | 5 | 44 | 21 | 0 | Swann | 4 | 98 | 34 | 1 |
| Wilson | 5 | 33 | 8 | 0 | Grossman | 2 | 43 | 29 | 0 |
| Coleman | 1 | 15 | 15 | 0 | Bleier | 4 | 42 | 16 | 0 |
| Campbell | 1 | 4 | 4 | 0 | Stallworth | 1 | 17 | 17 | 1 |
| TOTALS | 12 | 96 | 21 | 0 | TOTALS | 11 | 200 | 34 | 2 |

INDIVIDUAL DEFENSE (press box stats)

OILERS – Leading Tackler: Knoff 9-1-10. Sacks: None. Int.: Knoff 1. FR: Pastorini 1.

STEELERS – Leading Tackler: Lambert 15-5-20. Sacks: None. Int.: None. FR: Shell 1, Davis 1, Pinney 1.

PLAYOFF GAME SUMMARIES

AFC WILD CARD PLAYOFF GAME – 1979
Houston 13, Denver 7
December 23, 1979 • Astrodome

The Oilers, playing a postseason game at home for the first time in 17 years, advanced to the divisional playoffs by shutting out the Broncos over the last three quarters of play. Denver marched 80 yards for a touchdown and a 7-3 lead on its first possession, but Earl Campbell's three-yard scoring run gave Houston a 10-7 halftime margin. Campbell and Oilers quarterback Dan Pastorini both missed second half action with groin injuries but Rob Carpenter and second year quarterback Gifford Nielsen played well in relief during their initial NFL playoff competition. Linebacker Gregg Bingham's 15-yard interception return set up Toni Fritsch's second field goal- a 20-yarder with 4:18 remaining to give Houston a 13-7 edge. The Oilers' defense, which recorded six sacks overall, held the Broncos on the final two series with Curley Culp's third-down sack and Vernon Perry's fourth-down pass deflection the key plays.

Denver 7 0 0 0 7
 Houston 3 7 0 3 13

| TEAM | SCORING PLAY | QTR-INTO |
|---------|--|----------|
| Oilers | Fritsch 31 yd. field goal | 1-4:58 |
| Broncos | Preston 7 yd. pass from Morton (Turner kick) | 1-11:33 |
| Oilers | Campbell 3 yd. run (Fritsch kick) | 2-14:14 |
| Oilers | Fritsch 20 yd. field goal | 4-10:42 |

Missed FG: Steinfort 50
Attendance: 48,776

| | Broncos | Oilers |
|-------------------------|----------|----------|
| First downs | 17 | 15 |
| 3rd-down conversion-att | 4-13-31% | 7-17-40% |
| Total yards | 216 | 282 |
| Rushing yards | 112 | 135 |
| Passing yards | 104 | 147 |
| Passes-comp.-Int. | 27-14-1 | 22-10-2 |
| Punts-avg. | 5-45.2 | 5-43.2 |
| Punt return yards | 2-25 | 5-42 |
| Kickoff return yards | 4-83 | 1-26 |
| Fumbles-lost | 1-0 | 0-0 |
| Penalties-yards | 7-70 | 2-19 |
| Field goals made-att | 0-1 | 2-2 |
| Time of possession | 27:38 | 32:22 |

| RUSHING | | | | | | | | | |
|---------------|-----------|------------|----------|----------|---------------|-----------|------------|-----------|----------|
| OILERS | Att | Yds | Lg | TD | BRONCOS | Att | Yds | Lg | TD |
| Campbell | 16 | 50 | 9 | 1 | Armstrong | 12 | 51 | 15 | 0 |
| Wilson | 8 | 21 | 5 | 0 | Preston | 9 | 24 | 7 | 0 |
| Coleman | 2 | 5 | 4 | 0 | Jensen | 4 | 5 | 3 | 0 |
| Carpenter | 16 | 59 | 9 | 0 | Canada | 4 | 29 | 13 | 0 |
| | | | | | Upchurch | 1 | 3 | 3 | 0 |
| | | | | | Morton | 2 | 0 | 0 | 0 |
| TOTALS | 42 | 135 | 9 | 1 | TOTALS | 32 | 112 | 15 | 0 |

| PASSING | | | | | | | | | |
|---------------|-----------|-----------|------------|------------|---------------|-----------|-----------|------------|------------|
| OILERS | Att | Cmp | Yds | TD-I | BRONCOS | Att | Cmp | Yds | TD-I |
| Pastorini | 18 | 8 | 149 | 0-1 | Morton | 27 | 14 | 144 | 1-1 |
| Nielsen | 4 | 2 | 9 | 0-1 | | | | | |
| TOTALS | 22 | 10 | 158 | 0-2 | TOTALS | 27 | 14 | 144 | 1-1 |

| RECEIVING | | | | | | | | | |
|---------------|-----------|------------|-----------|----------|---------------|-----------|------------|-----------|----------|
| OILERS | Rec | Yds | Lg | TD | BRONCOS | Rec | Yds | Lg | TD |
| Coleman | 1 | 41 | 41 | 0 | Armstrong | 2 | 22 | 13 | 0 |
| Carpenter | 3 | 26 | 13 | 0 | Egloff | 1 | 17 | 17 | 0 |
| Barber | 1 | 31 | 31 | 0 | Preston | 4 | 40 | 12 | 1 |
| Wilson | 4 | 53 | 20 | 0 | Moses | 3 | 47 | 25 | 0 |
| Campbell | 1 | 7 | 7 | 0 | Jensen | 1 | 11 | 11 | 0 |
| | | | | | Canada | 1 | 4 | 4 | 0 |
| | | | | | Odom | 2 | 3 | 3 | 0 |
| TOTALS | 10 | 158 | 41 | 0 | TOTALS | 14 | 144 | 25 | 0 |

INDIVIDUAL DEFENSE (press box stats)

OILERS – Leading Tackler: Bingham 7-3-10. Sacks: Dorris 3, Culp 2, Kennard 1. Int.: Bingham 1. FR: None.

BRONCOS – Leading Tackler: Gradishar 12-1-13. Sacks: Chavous 1. Int.: Thompson 1. FR: None.

AFC DIVISIONAL PLAYOFF GAME – 1979
Houston 17, San Diego 14
December 29, 1979 • San Diego Stadium

The Oilers advanced into their second consecutive AFC Championship Game on the strength of an opportunistic defense and a near-flawless performance by the offensive unit. First-year strong safety Vernon Perry set up 10 of the Oilers' 17 points with a postseason game record of four interceptions in addition to a 57-yard blocked field goal return. Second-year quarterback Gifford Nielsen and third-year running back Rob Carpenter started for regulars Dan Pastorini and Earl Campbell, who were sidelined with groin injuries. The Oilers intercepted AFC passing leader Dan Fouts five times. Nielsen, making his first NFL postseason start, completed a 47-yard scoring pass to Mike Renfro with 12:55 elapsed in the third period to provide the winning margin.

San Diego 7 0 7 0 14
 Houston 0 10 7 0 17

| TEAM | SCORING PLAY | QTR-INTO |
|----------|--|----------|
| Chargers | C. Williams 1 yd. run (Wood kick) | 1-10:11 |
| Oilers | Fritsch 26 yd. field goal | 2-10:58 |
| Oilers | Clark 1 yd. run (Fritsch kick) | 2-14:41 |
| Chargers | Mitchell 8 yd. run (Wood kick) | 3-1:52 |
| Oilers | Renfro 47 yd. pass from Nielson (Fritsch kick) | 3-12:55 |

Missed FG: Wood 26 blocked
Attendance: 51,192

| | Chargers | Oilers |
|-------------------------|----------|----------|
| First downs | 25 | 15 |
| 3rd-down conversion-att | 7-13-54% | 8-16-50% |
| Total yards | 380 | 259 |
| Rushing yards | 19 | 40 |
| Passing yards | 317 | 111 |
| Passes-comp.-Int. | 47-25-5 | 19-10-1 |
| Punts-avg. | 2-32.0 | 6-40.7 |
| Punt return yards | 2-25 | 1-25 |
| Kickoff return yards | 5-88 | 3-53 |
| Fumbles-lost | 0-0 | 0-0 |
| Penalties-yards | 6-30 | 5-45 |
| Field goals made-att | 0-1 | 1-1 |
| Time of possession | 29:54 | 30:06 |

| RUSHING | | | | | | | | | |
|---------------|-----------|------------|-----------|----------|---------------|-----------|-----------|----------|----------|
| OILERS | Att | Yds | Lg | TD | CHARGERS | Att | Yds | Lg | TD |
| Wilson | 11 | 39 | 14 | 0 | Mitchell | 8 | 33 | 8 | 1 |
| Carpenter | 18 | 67 | 11 | 0 | Williams | 11 | 30 | 8 | 1 |
| Clark | 9 | 30 | 11 | 1 | | | | | |
| Nielsen | 2 | 12 | 14 | 0 | | | | | |
| TOTALS | 40 | 148 | 14 | 1 | TOTALS | 19 | 63 | 8 | 2 |

| PASSING | | | | | | | | | |
|---------------|-----------|-----------|------------|------------|---------------|-----------|-----------|------------|------------|
| OILERS | Att | Cmp | Yds | TD-I | CHARGERS | Att | Cmp | Yds | TD-I |
| Nielsen | 19 | 10 | 111 | 1-1 | Fouts | 47 | 25 | 333 | 0-5 |
| TOTALS | 19 | 10 | 111 | 1-1 | TOTALS | 47 | 25 | 333 | 0-5 |

| RECEIVING | | | | | | | | | |
|---------------|-----------|------------|-----------|----------|---------------|-----------|------------|-----------|----------|
| OILERS | Rec | Yds | Lg | TD | CHARGERS | Rec | Yds | Lg | TD |
| Barber | 1 | 12 | 12 | 0 | Mitchell | 4 | 26 | 9 | 0 |
| Carpenter | 4 | 23 | 7 | 0 | McCrary | 1 | 34 | 34 | 0 |
| Wilson | 3 | 16 | 10 | 0 | Jefferson | 4 | 70 | 21 | 0 |
| Renfro | 1 | 47 | 47 | 1 | Williams | 4 | 30 | 12 | 0 |
| Coleman | 1 | 13 | 13 | 0 | Joiner | 4 | 81 | 30 | 0 |
| | | | | | Floyd | 3 | 51 | 23 | 0 |
| | | | | | Klein | 5 | 41 | 16 | 0 |
| TOTALS | 10 | 111 | 47 | 1 | TOTALS | 25 | 333 | 34 | 0 |

INDIVIDUAL DEFENSE (press box stats)

OILERS – Leading Tackler: Perry 6-2-8. Sacks: Bethea 1, Dorris 1. Int.: Perry 4, Wilson 1. FR: None.

CHARGERS – Leading Tackler: Johnson 4-6-10, Fuller 8-2-10. Sacks: None. Int.: Williams 1. FR: None.

PLAYOFF GAME SUMMARIES

AFC CHAMPIONSHIP GAME – 1979
Pittsburgh 27, Houston 13
January 6, 1980 • Three Rivers Stadium

The Steelers held the Oilers to only 24 rushing yards but were also aided by a controversial non-touchdown call to come away with a 27-13 win. Houston jumped to a 7-0 lead just 2:30 into the game when Vernon Perry returned an interception 75 yards for a touchdown. Then after both teams exchanged field goals, Terry Bradshaw completed two touchdown passes, a 16-yarder to tight end Billy Cunningham and a 20-yard score to wide receiver John Stallworth. With the Steelers leading 17-10, the controversial play occurred during the last seconds of the third quarter. Quarterback Dan Pastorini threw a pass to Mike Renfro at the back of the end zone, and Renfro appeared to have caught it for a touchdown with both feet in bounds before he fell out of the end zone. However, the officials ruled the pass incomplete. Although the Oilers protested, and replays would later show that it was inconclusive, they had to settle for a 23-yard field goal. The Steelers would then score 10 unanswered points in the fourth quarter to clinch the victory.

| | | | | | |
|------------|---------|----|---|----|----|
| Pittsburgh | 3 | 14 | 0 | 10 | 27 |
| Houston | 7 | 3 | 0 | 3 | 13 |

| TEAM | SCORING PLAY | QTR-INTO |
|----------|--|----------|
| Oilers | Perry 75 yd. interception return (Fritsch kick) | 1-2:30 |
| Steelers | Bahr 21 yd. field goal | 1-11:05 |
| Oilers | Fritsch 27 yd. field goal | 2-0:48 |
| Steelers | Cunningham 16 yd. pass from Bradshaw (Bahr kick) | 2-5:27 |
| Steelers | Stallworth 20 yd. pass from Bradshaw (Bahr kick) | 2-12:26 |
| Oilers | Fritsch 23 yd. field goal | 4-0:03 |
| Steelers | Bahr 39 yd. field goal | 4-5:10 |
| Steelers | Bleier 4 yd. run (Bahr kick) | 4-14:06 |

Missed FG: Bahr 40W/L
Attendance: 50,475

| | Steelers | Oilers |
|-------------------------|-----------|----------|
| First downs | 22 | 11 |
| 3rd-down conversion-att | 13-19-68% | 3-11-27% |
| Total yards | 358 | 227 |
| Rushing yards | 161 | 24 |
| Passing yards | 197 | 203 |
| Passes-comp.-Int. | 30-18-1 | 29-20-1 |
| Punts-avg. | 3-51 | 4-30 |
| Punt return yards | 3-8 | 2-8 |
| Kickoff return yards | 4-82 | 6-64 |
| Fumbles-lost | 1-1 | 4-2 |
| Penalties-yards | 5-34 | 2-10 |
| Field goals made-att | 2-3 | 2-2 |
| Time of possession | 32:56 | 27:04 |

| RUSHING | | | | | | | | | |
|---------------|-----------|-----------|----------|----------|---------------|-----------|------------|-----------|----------|
| OILERS | Att | Yds | Lg | TD | STEELERS | Att | Yds | Lg | TD |
| Campbell | 17 | 15 | 7 | 0 | Harris | 21 | 85 | 13 | 0 |
| Wilson | 4 | 9 | 3 | 0 | Bleier | 13 | 52 | 8 | 1 |
| Caster | 1 | 0 | 0 | 0 | Bradshaw | 1 | 25 | 25 | 0 |
| | | | | | Thornton | 1 | -1 | -1 | 0 |
| TOTALS | 22 | 24 | 7 | 0 | TOTALS | 36 | 161 | 25 | 1 |

| PASSING | | | | | | | | | |
|---------------|-----------|-----------|------------|------------|---------------|-----------|-----------|------------|------------|
| OILERS | Att | Cmp | Yds | TD-I | STEELERS | Att | Cmp | Yds | TD-I |
| Pastorini | 28 | 19 | 203 | 0-1 | Bradshaw | 30 | 18 | 219 | 2-1 |
| Nielsen | 1 | 1 | 9 | 0-0 | | | | | |
| TOTALS | 29 | 20 | 212 | 0-1 | TOTALS | 30 | 18 | 219 | 2-1 |

| RECEIVING | | | | | | | | | |
|---------------|-----------|------------|-----------|----------|---------------|-----------|------------|-----------|----------|
| OILERS | Rec | Yds | Lg | TD | STEELERS | Rec | Yds | Lg | TD |
| Wilson | 7 | 60 | 41 | 0 | Stallworth | 3 | 52 | 20 | 1 |
| Coleman | 2 | 46 | 32 | 0 | Swann | 4 | 64 | 21 | 0 |
| Carpenter | 5 | 23 | 14 | 0 | Harris | 6 | 50 | 15 | 0 |
| Renfro | 3 | 52 | 19 | 0 | Bleier | | 39 | 20 | 0 |
| Campbell | 1 | 11 | 11 | 0 | Cunningham | 2 | 14 | 16 | 1 |
| Merkens | 1 | 12 | 12 | 0 | | | | | |
| Barber | 1 | 8 | 8 | 0 | | | | | |
| TOTALS | 20 | 212 | 41 | 0 | TOTALS | 18 | 219 | 21 | 2 |

INDIVIDUAL DEFENSE (press box stats)

OILERS – Leading Tackler: Stringer 11-2-13. Sacks: Bethea 1, Stensrud 1, Dorris 1. Int.: Perry 1. FR: Carter 1, Renfro 1.

STEELERS – Leading Tackler: Lambert 7-4-11. Sacks: Greenwood 1. Int.: Woodruff 1. FR: Shell 1, Blount 1.

AFC WILD CARD GAME – 1980
Oakland 27, Houston 7
December 28, 1980 • Alameda County Coliseum

The Raiders advanced to the divisional playoffs by shutting out the Oilers over the final three quarters. Oakland converted Earl Campbell's fumble on the first play of the game into Chris Bahr's 47-yard field goal, but Campbell came back to score on a one-yard plunge to give Houston a 7-3 lead. Jim Plunkett's one-yard touchdown pass to Todd Christensen early in the second quarter put the Raiders ahead to stay 10-7. Plunkett added another touchdown on a 44-yard pass to Arthur Whittington on the first play of the final period. Kenny King's 31-yard run set up Bahr's 37-yard field goal that gave Oakland a 20-7 edge. Lester Hayes added two interceptions to his NFL-leading 13 during the regular season. He picked off Ken Stabler's pass in the end zone to end a Houston scoring threat in the third period. In the fourth quarter Hayes' 20-yard interception return capped the Raiders' scoring.

| | | | | | |
|---------|---------|---|---|----|----|
| Oakland | 3 | 7 | 0 | 17 | 27 |
| Houston | 7 | 0 | 0 | 0 | 7 |

| TEAM | SCORING PLAY | QTR-INTO |
|---------|---|----------|
| Raiders | Bahr 47 yd. field goal | 1-1:45 |
| Oilers | Campbell 1 yd. run (Fritsch kick) | 1-13:15 |
| Raiders | Christensen 1 yd. pass from Plunkett (Bahr kick) | 2-9:25 |
| Raiders | Whittington 44 yd. pass from Plunkett (Bahr kick) | 4-0:07 |
| Raiders | Bahr 37 yd. field goal | 4-8:35 |
| Raiders | Hayes 20 yd. interception return (Bahr kick) | 4-9:31 |

Missed FG: Fritsch 45 short, 37 blocked
Attendance: N/A

| | Raiders | Oilers |
|-------------------------|----------|----------|
| First downs | 12 | 18 |
| 3rd-down conversion-att | 3-15-20% | 2-15-13% |
| Total yards | 250 | 275 |
| Rushing yards | 111 | 97 |
| Passing yards | 139 | 178 |
| Passes-comp.-Int. | 23-8-1 | 21-15-2 |
| Punts-avg. | 9-51.1 | 9-44.0 |
| Punt return yards | 6-29 | 7-84 |
| Kickoff return yards | 2-47 | 6-118 |
| Fumbles-lost | 2-0 | 1-1 |
| Penalties-yards | 14-91 | 8-64 |
| Field goals made-att | 2-2 | 0-2 |
| Time of possession | 27:56 | 32:04 |

| RUSHING | | | | | | | | | |
|---------------|-----------|-----------|-----------|----------|---------------|-----------|------------|-----------|----------|
| OILERS | Att | Yds | Lg | TD | RAIDERS | Att | Yds | Lg | TD |
| Campbell | 27 | 91 | 14 | 1 | King | 13 | 55 | 27 | 0 |
| Carpenter | 5 | 9 | 4 | 0 | Van Eeghen | 14 | 46 | 9 | 0 |
| Wilson | 1 | -3 | -3 | 0 | Whittington | 5 | 11 | 7 | 0 |
| | | | | | Jensen | 2 | 0 | 0 | 0 |
| | | | | | Plunkett | 1 | -1 | -1 | 0 |
| TOTALS | 29 | 97 | 22 | 0 | TOTALS | 35 | 111 | 27 | 0 |

| PASSING | | | | | | | | | |
|---------------|-----------|-----------|------------|------------|---------------|-----------|----------|------------|------------|
| OILERS | Att | Cmp | Yds | TD-I | RAIDERS | Att | Cmp | Yds | TD-I |
| Stabler | 26 | 15 | 243 | 0-2 | Plunkett | 23 | 8 | 168 | 2-1 |
| Campbell | 1 | 0 | 0 | 0-0 | | | | | |
| TOTALS | 27 | 15 | 243 | 0-2 | TOTALS | 23 | 8 | 168 | 2-1 |

| RECEIVING | | | | | | | | | |
|---------------|-----------|------------|-----------|----------|---------------|----------|------------|-----------|----------|
| OILERS | Rec | Yds | Lg | TD | RAIDERS | Rec | Yds | Lg | TD |
| Barber | 4 | 83 | 33 | 0 | Whittington | 2 | 64 | 44 | 1 |
| Renfro | 3 | 69 | 39 | 0 | Chester | 2 | 12 | 10 | 0 |
| Casper | 3 | 31 | 12 | 0 | King | 1 | 37 | 37 | 0 |
| Carpenter | 3 | 26 | 14 | 0 | Branch | 1 | 33 | 33 | 0 |
| Coleman | 1 | 23 | 23 | 0 | Van Eeghen | 1 | 21 | 21 | 0 |
| B. Johnson | 1 | 11 | 11 | 0 | Christensen | 1 | 1 | 1 | 1 |
| TOTALS | 15 | 243 | 39 | 0 | TOTALS | 8 | 168 | 44 | 2 |

INDIVIDUAL DEFENSE (press box stats)

OILERS – Leading Tackler: Brazile 9-2-11. Sacks: Bethea 2.0, Bingham 1.0. Int.: Perry 1. FR: None.

RAIDERS – Leading Tackler: Kinlaw 8-2-10. Sacks: Davis 2.0, Hayes 2.0, Browning 1.0, Hendricks 1.0, Jones 1.0. Int.: Hayes 2. FR: McKinney 1, Davis 1.

PLAYOFF GAME SUMMARIES

AFC WILD CARD PLAYOFF GAME – 1987
Houston 23, Seattle 20 (OT)
January 3, 1988 • Astrodome

Oilers kicker Tony Zendejas atoned for a fourth-quarter 29-yard field goal miss by converting a 42-yarder 8:05 into overtime to help Houston advance to the divisional playoffs for the first time since 1980. Quarterback Warren Moon completed 21 of 32 passes for 273 yards and one touchdown in his initial NFL playoff game. Drew Hill and Ernest Givins combined for 13 catches for 173 yards, including six for 71 on third downs. Wide receiver Willie Drewrey's first NFL touchdown catch, a 29-yarder, gave the Oilers a 20-13 lead in the third quarter. However, Seattle quarterback Dave Krieg hit wide receiver Steve Largent on a 12-yard scoring pass in the final 1:47 to tie the score and send the game into overtime. Houston held a 47:44 to 20:21 time-of-possession advantage over Seattle and outgained the Seahawks 437 yards to 250.

| | | | | | | |
|---------|---|----|---|---|---|----|
| Seattle | 7 | 3 | 3 | 7 | 0 | 20 |
| Houston | 3 | 10 | 7 | 0 | 3 | 23 |

| TEAM | SCORING PLAY | QTR-INTO |
|----------|---|----------|
| Seahawks | Largent 20 yd. pass from Krieg (Johnson kick) | 1-3:16 |
| Oilers | Zendejas 47 yd. field goal | 1-10:16 |
| Oilers | Rozier 1 yd. run (Zendejas kick) | 2-1:43 |
| Oilers | Zendejas 49 yd. field goal | 2-8:11 |
| Seahawks | Johnson 33 yd. field goal | 2-11:50 |
| Seahawks | Johnson 41 yd. field goal | 3-6:37 |
| Oilers | Drewrey 29 yd. pass from Moon (Zendejas kick) | 3-12:26 |
| Seahawks | Largent 12 yd. pass from Krieg (Johnson kick) | 4-14:34 |
| Oilers | Zendejas 42 yd. field goal | 5-8:05 |

Missed FG: Zendejas 52R, 29L
Attendance: 49,622

| | Seahawks | | Oilers | |
|-------------------------|----------|--|-----------|--|
| First downs | 11 | | 27 | |
| 3rd-down conversion-att | 2-12-16% | | 10-18-55% | |
| 4th-down conversion-att | 1-1-100% | | 0-0-0% | |
| Total yards | 250 | | 437 | |
| Rushing yards | 29 | | 178 | |
| Passing yards | 221 | | 259 | |
| Passes-comp.-Int. | 39-16-0 | | 32-21-1 | |
| Punts-avg. | 7-44.3 | | 3-35.0 | |
| Punt return yards | 2-66 | | 4-27 | |
| Kickoff return yards | 6-132 | | 4-65 | |
| Fumbles-lost | 1-1 | | 2-1 | |
| Penalties-yards | 3-20 | | 4-25 | |
| Field goals made-att | 2-2 | | 3-5 | |
| Time of possession | 20:21 | | 47:44 | |

| RUSHING | | | | | | | | | |
|---------------|-----------|------------|-----------|----------|---------------|-----------|-----------|-----------|----------|
| OILERS | Att | Yds | Lg | TD | SEAHAWKS | Att | Yds | Lg | TD |
| Rozier | 21 | 66 | 11 | 1 | Williams | 7 | 27 | 10 | 0 |
| Highsmith | 12 | 74 | 16 | 0 | Morris | 4 | 2 | 4 | 0 |
| Pinkett | 11 | 29 | 5 | 0 | | | | | |
| Moon | 4 | -2 | 0 | 0 | | | | | |
| Wallace | 2 | 11 | 9 | 0 | | | | | |
| TOTALS | 50 | 178 | 16 | 1 | TOTALS | 11 | 29 | 10 | 0 |

| PASSING | | | | | | | | | |
|---------------|-----------|-----------|------------|------------|---------------|-----------|-----------|------------|------------|
| OILERS | Att | Cmp | Yds | TD-I | SEAHAWKS | Att | Cmp | Yds | TD-I |
| Moon | 32 | 21 | 273 | 1-1 | Krieg | 38 | 16 | 237 | 2-0 |
| | | | | | Williams | 1 | 0 | 0 | 0-0 |
| TOTALS | 32 | 21 | 273 | 1-1 | TOTALS | 39 | 16 | 237 | 2-0 |

| RECEIVING | | | | | | | | | |
|---------------|-----------|------------|-----------|----------|---------------|-----------|------------|-----------|----------|
| OILERS | Rec | Yds | Lg | TD | SEAHAWKS | Rec | Yds | Lg | TD |
| Rozier | 1 | 7 | 7 | 0 | Largent | 7 | 132 | 33 | 2 |
| Hill | 6 | 84 | 15 | 0 | Butler | 3 | 73 | 32 | 0 |
| Givins | 7 | 89 | 19 | 0 | Williams | 2 | 5 | 3 | 0 |
| Pinkett | 1 | 3 | 3 | 0 | Skansi | 2 | 13 | 7 | 0 |
| Highsmith | 2 | 17 | 11 | 0 | Morris | 1 | 6 | 6 | 0 |
| Drewrey | 3 | 62 | 29 | 1 | Tice | 1 | 8 | 8 | 0 |
| Wallace | 1 | 11 | 11 | 0 | | | | | |
| TOTALS | 21 | 273 | 29 | 1 | TOTALS | 16 | 237 | 33 | 2 |

INDIVIDUAL DEFENSE (press box stats)

OILERS – Leading Tackler: Bostic 2-3-5. Sacks: Childress 1.0, Meads 0.5, Lyles 0.5. Int.: Brown 1. FR: Bostic 1, Fuller 1.

SEAHAWKS – Leading Tackler: Bosworth 9-8-17. Sacks: Gaines 1, Bryant 1. Int.: Jenkins 1. FR: Young 1.

AFC DIVISIONAL PLAYOFF GAME – 1987
Denver 34, Houston 10
January 10, 1988 • Mile High Stadium

John Elway passed for two touchdowns and ran for a third as the Broncos defeated the Oilers 34-10 to become the first AFC West team since the San Diego Chargers of 1980 and 1981 to play in consecutive AFC Championship Games. Denver capitalized on two Houston turnovers to take a 14-0 first quarter lead. Safety Steve Wilson recovered Warren Moon's lateral to Mike Rozier at the Oilers' 1-yard line to set up Gene Lang's one-yard run. Karl Mecklenburg's interception on Houston's next possession led to Elway's first touchdown pass, a 27-yarder to Clarence Kay. Kay also caught a one-yarder in the second quarter for the first two-touchdown game of his four-year career. Elway, who completed 14 of 25 passes for 259 yards, scored on a three-yard run with 4:23 remaining to seal the win.

| | | | | | |
|---------|----|----|---|---|----|
| Denver | 14 | 10 | 3 | 7 | 34 |
| Houston | 0 | 3 | 0 | 7 | 10 |

| TEAM | SCORING PLAY | QTR-INTO |
|---------|--|----------|
| Broncos | Lang 1 yd. run (Karlis kick) | 1-6:19 |
| Broncos | Kay 27 yd. pass from Elway (Karlis kick) | 1-13:34 |
| Broncos | Karlis 43 yd. field goal | 2-3:20 |
| Oilers | Zendejas 46 yd. field goal | 2-9:03 |
| Broncos | Kay 1 yd. pass from Elway (Karlis kick) | 2-13:08 |
| Broncos | Karlis 23 yd. field goal | 3-2:29 |
| Oilers | Givins 19 yd. pass from Moon (Zendejas kick) | 4-6:38 |
| Broncos | Elway 3 yd. run (Karlis kick) | 4-10:33 |

Missed FG: None
Attendance: 75,968

| | Broncos | | Oilers | |
|-------------------------|---------|--|----------|--|
| First downs | 19 | | 20 | |
| 3rd-down conversion-att | 4-9-44% | | 8-16-50% | |
| 4th-down conversion-att | 2-4-50% | | 1-1-100% | |
| Total yards | 316 | | 337 | |
| Rushing yards | 61 | | 73 | |
| Passing yards | 255 | | 264 | |
| Passes-comp.-Int. | 25-14-1 | | 43-24-2 | |
| Punts-avg. | 2-46.0 | | 3-44.7 | |
| Punt return yards | 2-15 | | 0-0 | |
| Kickoff return yards | 2-28 | | 3-62 | |
| Fumbles-lost | 0-0 | | 2-1 | |
| Penalties-yards | 4-35 | | 10-73 | |
| Field goals made-att | 2-2 | | 1-1 | |
| Time of possession | 27:27 | | 32:33 | |

| RUSHING | | | | | | | | | |
|-----------|-----|-----|----|----|---------|-----|-----|----|----|
| OILERS | Att | Yds | Lg | TD | BRONCOS | Att | Yds | Lg | TD |
| Rozier | 9 | 25 | 8 | 0 | Winder | 13 | 46 | 8 | 0 |
| Pinkett | 6 | 20 | 8 | 0 | Sewell | 5 | 9 | 5 | 0 |
| Moon | 5 | 15 | 7 | 0 | Elway | 4 | 8 | 4 | 1 |
| Highsmith | 5 | 13 | 11 | 0 | Bell | 2 | 7 | 5 | 0 |
| Givins | 1 | 0 | 0 | 0 | Kubiak | 2 | -3 | -1 | 0 |
| | | | | | Lang | 3 | -6 | 1 | 1 |
| TOTALS | 26 | 73 | 11 | 0 | TOTALS | 29 | 61 | 8 | 2 |

| PASSING | | | | | | | | | |
|---------|-----|-----|-----|------|---------|-----|-----|-----|------|
| OILERS | Att | Cmp | Yds | TD-I | BRONCOS | Att | Cmp | Yds | TD-I |
| Moon | 43 | 24 | 264 | 1-2 | Elway | 25 | 14 | 259 | 2-1 |
| TOTALS | 43 | 24 | 264 | 1-2 | TOTALS | 25 | 14 | 259 | 2-1 |

| RECEIVING | | | | | | | | | |
|-----------|-----|-----|----|----|---------|-----|-----|----|----|
| OILERS | Rec | Yds | Lg | TD | BRONCOS | Rec | Yds | Lg | TD |
| Hill | 5 | 93 | 24 | 0 | Johnson | 4 | 105 | 55 | 0 |
| Givins | 6 | 84 | 19 | 1 | Kay | 3 | 57 | 29 | 2 |
| Duncan | 4 | 32 | 13 | 0 | Sewell | 3 | 41 | 25 | 0 |
| Highsmith | 4 | 20 | 16 | 0 | Lang | 1 | 25 | 25 | 0 |
| Drewrey | 2 | 17 | 9 | 0 | Boddie | 1 | 15 | 15 | 0 |
| Williams | 1 | 7 | 7 | 0 | Mobley | 1 | 9 | 9 | 0 |
| Rozier | 1 | 6 | 6 | 0 | Nattiel | 1 | 7 | 7 | 0 |
| Pinkett | 1 | 5 | 5 | 0 | | | | | |
| TOTALS | 24 | 264 | 24 | 1 | TOTALS | 14 | 259 | 55 | 2 |

INDIVIDUAL DEFENSE (press box stats)

OILERS – Leading Tackler: Donaldson 7-1-8. Sacks: Martin 1. Int.: Allen 1. FR: None.

BRONCOS – Leading Tackler: Dennison 6-2-8. Sacks: None. Int.: Haynes 1, Mecklenburg 1. FR: Wilson 1.

PLAYOFF GAME SUMMARIES

AFC WILD CARD PLAYOFF GAME – 1988
Houston 24, Cleveland 23
December 24, 1988 • Cleveland Stadium

The Oilers advanced to the AFC divisional round of the playoffs for the second straight year with a 24-23 win over the Browns. Allen Pinkett scored two touchdowns within a 15-second span of the second quarter, and Warren Moon rallied Houston with 10 fourth-quarter points for the win. Moon's 14-yard scoring pass to Pinkett seven seconds into the second quarter capped a 17-play, 91-yard drive and gave Houston a 7-3 lead. Nose tackle Richard Byrd recovered Don Strock's fumble on the Browns' next play from scrimmage, and Pinkett scored one play later on a 16-yard run for a 14-9 halftime lead. Mike Pagel replaced the injured Strock and completed a 14-yard touchdown pass to Webster Slaughter late in the third quarter for Cleveland's last lead of the day 16-14. Moon directed a 76-yard drive capped by Lorenzo White's one-yard run as Houston regained the lead 21-16. Richard Johnson's interception on the Browns' next possession led to Tony Zendejas's game-winning 49-yard field goal with 1:54 to play.

| | | | | | |
|-----------|---------|---|---|----|----|
| Cleveland | 3 | 6 | 7 | 7 | 23 |
| Houston | 7 | 7 | 0 | 10 | 24 |

| TEAM | SCORING PLAY | QTR-INTO |
|--------|---|----------|
| Browns | Bahr 33 yd. field goal | 1-5:17 |
| Oilers | Pinkett 14 yd. pass from Moon (Zendejas kick) | 2-0:07 |
| Oilers | Pinkett 16 yd. run (Zendejas kick) | 2-0:22 |
| Browns | Bahr 26 yd. field goal | 2-6:27 |
| Browns | Bahr 28 yd. field goal | 2-11:41 |
| Brwns | Slaughter 14 yd. pass from Pagel (Bahr kick) | 3-12:24 |
| Oilers | White 1 yd. run (Zendejas kick) | 4-2:35 |
| Oilers | Zendejas 49 yd. field goal | 4-13:06 |
| Browns | Slaughter 2 yd. pass from Pagel (Bahr kick) | 4-14:29 |

Missed FG: None
Attendance: 74,977

| | Browns | Oilers |
|-------------------------|----------|----------|
| First downs | 19 | 19 |
| 3rd-down conversion-att | 5-12-41% | 8-14-57% |
| 4th-down conversion-att | 0-0-0% | 0-0-0% |
| Total yards | 260 | 334 |
| Rushing yards | 68 | 129 |
| Passing yards | 192 | 205 |
| Passes-comp.-Int. | 28-19-1 | 26-16-3 |
| Punts-avg. | 3-35.3 | 3-37.7 |
| Punt return yards | 3-27 | 0-0 |
| Kickoff return yards | 3-75 | 5-72 |
| Fumbles-lost | 1-1 | 2-0 |
| Penalties-yards | 9-75 | 13-118 |
| Field goals made-att | 3-3 | 1-1 |
| Time of possession | 26:36 | 33:24 |

| RUSHING | | | | | | | | | |
|---------------|-----------|------------|-----------|----------|---------------|-----------|-----------|-----------|----------|
| OILERS | Att | Yds | Lg | TD | BROWNS | Att | Yds | Lg | TD |
| Pinkett | 14 | 82 | 27 | 1 | Mack | 12 | 14 | 7 | 0 |
| Highsmith | 2 | 3 | 3 | 0 | Byner | 9 | 57 | 16 | 0 |
| White | 12 | 30 | 5 | 1 | Strock | 1 | 0 | 0 | 0 |
| Moon | 6 | 16 | 12 | 0 | Pagel | 1 | -1 | -1 | 0 |
| Givins | 1 | -2 | -2 | 0 | Fonteno | 3 | -2 | 5 | 0 |
| TOTALS | 35 | 129 | 27 | 2 | TOTALS | 26 | 68 | 16 | 0 |

| PASSING | | | | | | | | | |
|---------------|-----------|-----------|------------|------------|---------------|-----------|-----------|------------|------------|
| OILERS | Att | Cmp | Yds | TD-I | BROWNS | Att | Cmp | Yds | TD-I |
| Moon | 26 | 16 | 213 | 1-3 | Strock | 3 | 2 | 13 | 0-0 |
| | | | | | Pagel | 25 | 17 | 179 | 2-1 |
| TOTALS | 26 | 16 | 213 | 1-3 | TOTALS | 28 | 19 | 192 | 2-1 |

| RECEIVING | | | | | | | | | |
|---------------|-----------|------------|-----------|----------|---------------|-----------|------------|-----------|----------|
| OILERS | Rec | Yds | Lg | TD | BROWNS | Rec | Yds | Lg | TD |
| Pinkett | 2 | 24 | 14 | 1 | Mack | 1 | 6 | 6 | 0 |
| White | 1 | 1 | 1 | 0 | Slaughter | 5 | 58 | 18 | 2 |
| Hill | 5 | 73 | 22 | 0 | Byner | 3 | 10 | 8 | 0 |
| Highsmith | 1 | 8 | 8 | 0 | Langhorne | 6 | 57 | 17 | 0 |
| Duncan | 2 | 33 | 18 | 0 | Weathers | 2 | 27 | 18 | 0 |
| Jeffries | 3 | 52 | 35 | 0 | Brennan | 2 | 34 | 25 | 0 |
| Givins | 1 | 8 | 8 | 0 | | | | | |
| Williams | 1 | 14 | 14 | 0 | | | | | |
| TOTALS | 16 | 213 | 35 | 1 | TOTALS | 19 | 192 | 25 | 2 |

INDIVIDUAL DEFENSE (press box stats)

OILERS – Leading Tackler: Allen 7-1-8. Sacks: None. Int.: Johnson 1. FR: Byrd 1.
BROWNS – Leading Tackler: Golic 5-4-9. Sacks: Johnson 1.0. Int.: Wright 2, Harper 1. FR: None.

AFC DIVISIONAL PLAYOFF GAME – 1988
Buffalo 17, Houston 10
January 1, 1989 • Rich Stadium

Buffalo's special teams blocked a punt and a field goal, and the defense registered an interception and a fumble recovery in the fourth quarter, as the Bills advanced to their first-ever AFC Championship Game. Quarterback Jim Kelley completed a team-playoff record 19 of 33 passes for 244 yards with one interception. Rookie running back Thurman Thomas led all rushers with 75 yards on seven carries, including an 11-yard touchdown run that gave Buffalo a 14-3 lead in the third quarter. Robb Riddick's one-yard scoring run followed a blocked punt by safety Leonard Smith. Safety Mark Kelso intercepted a Warren Moon pass on the Oilers' second play of the fourth quarter. Derrick Burroughs's fumble recovery on Houston's next possession helped Buffalo preserve the win in their first-ever playoff game at Rich Stadium.

| | | | | | |
|---------|---------|---|---|---|----|
| Buffalo | 0 | 7 | 7 | 3 | 17 |
| Houston | 0 | 3 | 0 | 7 | 10 |

| TEAM | SCORING PLAY | QTR-INTO |
|--------|----------------------------------|----------|
| Bills | Riddick 1 yd. run (Norwood kick) | 2-4:25 |
| Oilers | Zendejas 35 yd. field goal | 2-10:28 |
| Bills | Thomas 11 yd. run (Norwood kick) | 3-12:02 |
| Bills | Norwood 27 yd. field goal | 4-3:25 |
| Oilers | Rozier 1 yd. run (Zendejas kick) | 4-9:48 |

Missed FG: Zendejas 37 blocked, 31WL, Norwood 50, 36WL
Attendance: 79,532

| | Bills | Oilers |
|-------------------------|----------|----------|
| First downs | 18 | 20 |
| 3rd-down conversion-att | 3-14-21% | 3-12-25% |
| 4th-down conversion-att | 0-2-0% | 0-0-0% |
| Total yards | 372 | 351 |
| Rushing yards | 135 | 125 |
| Passing yards | 237 | 226 |
| Passes-comp.-Int. | 33-19-1 | 33-17-1 |
| Punts-avg. | 4-39.3 | 6-37.2 |
| Punt return yards | 4-56 | 1-6 |
| Kickoff return yards | 3-57 | 4-48 |
| Fumbles-lost | 1-0 | 5-2 |
| Penalties-yards | 8-57 | 8-60 |
| Field goals made-att | 1-3 | 1-3 |
| Time of possession | 28:53 | 31:07 |

| RUSHING | | | | | | | | | |
|---------------|-----------|------------|-----------|----------|---------------|-----------|------------|-----------|----------|
| OILERS | Att | Yds | Lg | TD | BILLS | Att | Yds | Lg | TD |
| Highsmith | 5 | 57 | 31 | 0 | Thomas | 7 | 75 | 40 | 1 |
| Rozier | 13 | 44 | 8 | 0 | Mueller | 7 | 24 | 14 | 0 |
| Moon | 5 | 11 | 5 | 0 | Kelly | 3 | 18 | 10 | 0 |
| Pinkett | 3 | 13 | 10 | 0 | Riddick | 9 | 12 | 5 | 1 |
| | | | | | Reed | 1 | -1 | -1 | 0 |
| | | | | | Harmon | 1 | 7 | 7 | 0 |
| | | | | | Byrum | 1 | 0 | 0 | 0 |
| TOTALS | 26 | 125 | 31 | 1 | TOTALS | 29 | 135 | 40 | 2 |

| PASSING | | | | | | | | | |
|---------------|-----------|-----------|------------|------------|---------------|-----------|-----------|------------|------------|
| OILERS | Att | Cmp | Yds | TD-I | BILLS | Att | Cmp | Yds | TD-I |
| Moon | 33 | 17 | 240 | 0-1 | Kelly | 33 | 19 | 244 | 0-1 |
| TOTALS | 33 | 17 | 240 | 0-1 | TOTALS | 33 | 19 | 244 | 0-1 |

| RECEIVING | | | | | | | | | |
|---------------|-----------|------------|-----------|----------|---------------|-----------|------------|-----------|----------|
| OILERS | Rec | Yds | Lg | TD | BILLS | Rec | Yds | Lg | TD |
| Hill | 4 | 62 | 21 | 0 | Reed | 6 | 91 | 53 | 0 |
| Highsmith | 2 | 3 | 7 | 0 | Metzelaars | 1 | 7 | 7 | 0 |
| Jeffries | 5 | 78 | 27 | 0 | Burkett | 3 | 55 | 26 | 0 |
| Givins | 1 | 23 | 23 | 0 | Johnson | 3 | 31 | 18 | 0 |
| Duncan | 1 | 9 | 9 | 0 | Harmon | 5 | 58 | 17 | 0 |
| Pinkett | 2 | 21 | 15 | 0 | Mueller | 1 | 2 | 2 | 0 |
| Harris | 2 | 44 | 29 | 0 | | | | | |
| TOTALS | 17 | 240 | 29 | 0 | TOTALS | 19 | 244 | 53 | 0 |

INDIVIDUAL DEFENSE (press box stats)

OILERS – Leading Tackler: Brown 8-1-9, Grimsley 9-0-9. Sacks: Childress 1. Int.: Eaton 1. FR: Highsmith 1, Pinkett 1.
BILLS – Leading Tackler: Talley 7-0-7, Still 5-2-7. Sacks: Talley 1, Smith 1. Int.: Kelso 1. FR: Smith 1, Bennett 1.

PLAYOFF GAME SUMMARIES

AFC WILD CARD PLAYOFF GAME – 1989
Pittsburgh 26, Houston 23 (OT)
December 31, 1989 • Astrodome

Gary Anderson kicked a 50-yard field goal 3:26 into overtime to cap Pittsburgh's 26-23 comeback win over the Oilers and earn its first playoff victory since 1984. The Steelers, despite being outgained by Houston 380 to 289 total yards, led the game for more than three quarters. Rookie running back Tim Worley converted a fourth-and-one play into a nine-yard touchdown run and Anderson kicked field goals of 25, 30, and 48 yards for a 16-9 fourth-quarter lead. Warren Moon tied the score with an 18-yard touchdown pass to Ernest Givins and gave the Oilers their only lead, 23-16, when he found Givins on a nine-yard scoring pass with six minutes to play. Pittsburgh's Buddy Brister countered with an 82-yard, 11-play drive capped by Merrill Hoge's one-yard touchdown plunge with 46 seconds remaining. Anderson's extra point tied the score and sent the game into overtime. Rod Woodson recovered Lorenzo White's fumble on the Oilers' first play in overtime to set up Anderson's decisive field goal.

| | | | | | | |
|-----------------|---|---|---|----|---|----|
| Pittsburgh..... | 7 | 3 | 3 | 10 | 3 | 26 |
| Houston..... | 0 | 6 | 3 | 14 | 0 | 23 |

| TEAM | SCORING PLAY | QTR-INTO |
|----------|--|----------|
| Steelers | Worley 9 yd. run (Anderson kick) | 1-12:07 |
| Oilers | Zendejas 26 yd. field goal | 2-5:53 |
| Oilers | Zendejas 35 yd. field goal | 2-8:50 |
| Steelers | Anderson 25 yd. field goal | 2-13:03 |
| Oilers | Zendejas 26 yd. field goal | 3-3:30 |
| Steelers | Anderson 30 yd. field goal | 3-11:55 |
| Steelers | Anderson 48 yd. field goal | 4-0:30 |
| Oilers | Givins 18 yd. pass from Moon (Zendejas kick) | 4-5:46 |
| Oilers | Givins 9 yd. pass from Moon (Zendejas kick) | 4-8:58 |
| Steelers | Hoge 2 yd. run (Anderson kick) | 4-14:14 |
| Steelers | Anderson 50 yd. field goal | 5-3:26 |

Missed FG: Zendejas 55 Short
Attendance: 58,306

| | Steelers | Oilers |
|-------------------------|----------|----------|
| First downs | 17 | 22 |
| 3rd-down conversion-att | 3-14-21% | 8-18-44% |
| 4th-down conversion-att | 1-1-100% | 0-0-0% |
| Total yards | 289 | 380 |
| Rushing yards | 177 | 65 |
| Passing yards | 112 | 315 |
| Passes-comp.-Int. | 33-15-0 | 48-29-0 |
| Punts-avg. | 6-25.3 | 4-33.0 |
| Punt return yards | 2-20 | 1-0 |
| Kickoff return yards | 6-99 | 2-27 |
| Fumbles-lost | 1-1 | 3-1 |
| Penalties-yards | 5-40 | 8-45 |
| Field goals made-att | 4-4 | 3-4 |
| Time of possession | 27:42 | 35:44 |

| RUSHING | | | | | | | | | |
|-----------|-----|-----|----|----|----------|-----|-----|----|----|
| OILERS | Att | Yds | Lg | TD | STEELERS | Att | Yds | Lg | TD |
| Highsmith | 2 | 2 | 4 | 0 | Hoge | 17 | 100 | 49 | 1 |
| Rozier | 5 | 12 | 3 | 0 | Worley | 11 | 54 | 12 | 1 |
| White | 7 | 13 | 5 | 0 | Brister | 1 | 1 | 1 | 0 |
| Pinkett | 8 | 26 | 6 | 0 | Stone | 1 | 22 | 22 | 0 |
| Moon | 3 | 12 | 5 | 0 | | | | | |
| TOTALS | 25 | 65 | 6 | 0 | TOTALS | 30 | 177 | 49 | 2 |

| PASSING | | | | | | | | | |
|---------|-----|-----|-----|------|----------|-----|-----|-----|------|
| OILERS | Att | Cmp | Yds | TD-I | STEELERS | Att | Cmp | Yds | TD-I |
| Moon | 48 | 29 | 315 | 2-0 | Brister | 33 | 15 | 127 | 0-0 |
| TOTALS | 48 | 29 | 315 | 2-0 | TOTALS | 33 | 15 | 127 | 0-0 |

| RECEIVING | | | | | | | | | |
|-----------|-----|-----|----|----|----------|-----|-----|----|----|
| OILERS | Rec | Yds | Lg | TD | STEELERS | Rec | Yds | Lg | TD |
| Givins | 11 | 136 | 30 | 2 | Mularkey | 3 | 40 | 20 | 0 |
| Hill | 6 | 98 | 32 | 0 | Stock | 1 | 7 | 7 | 0 |
| Rozier | 1 | 5 | 5 | 0 | Worley | 4 | 23 | 10 | 0 |
| Jeffires | 3 | 16 | 7 | 0 | Hoge | 3 | 26 | 17 | 0 |
| Pinkett | 3 | 24 | 12 | 0 | Lipps | 3 | 24 | 10 | 0 |
| Duncan | 2 | 15 | 9 | 0 | Hill | 1 | 7 | 7 | 0 |
| Highsmith | 3 | 21 | 11 | 0 | | | | | |
| TOTALS | 29 | 315 | 32 | 2 | TOTALS | 15 | 127 | 20 | 0 |

INDIVIDUAL DEFENSE (press box stats)

OILERS – Leading Tackler: Meads 6-4-10. Sacks: Fairs 1.0. Int.: None. FF: Brown 1. FR: McDowell 1, Moon 1, Pinkett 1.

STEELERS – Leading Tackler: Woodson 6-2-8, Lake 4-4-8. Sacks: None. Int.: None. FF: Woodson 1, Stone 1. FR: Woodson 1.

AFC WILD CARD PLAYOFF GAME – 1990
Cincinnati 41, Houston 14
January 6, 1991 • Riverfront Stadium

Boomer Esiason completed two touchdown passes and ran for a third in the Bengals' victory over the Oilers. Cincinnati built a 20-0 halftime lead as Ickey Woods ran one yard for a touchdown. Esiason flipped a two-yard scoring pass to Harold Green, and Jim Breech kicked two field goals (27 and 30 yards) in the first half. Cincinnati increased its lead to 34-0 in the third quarter when Eric Ball ran three yards for a touchdown and Esiason scored on a 10-yard keeper following James Francis's fumble recovery at Houston's 10-yard line. The Oilers scored on two touchdown passes from Cody Carlson to Ernest Givins (16 and 5 yards). Cincinnati held a 39:45 to 20:15 time-of-possession advantage.

| | | | | | |
|-----------------|----|----|----|---|----|
| Cincinnati..... | 10 | 10 | 14 | 7 | 41 |
| Houston..... | 0 | 0 | 7 | 7 | 14 |

| TEAM | SCORING PLAY | QTR-INTO |
|---------|---|----------|
| Bengals | Woods 1 yd. run (Breech kick) | 1-6:24 |
| Bengals | Breech 27 yd. field goal | 1-13:50 |
| Bengals | Green 2 yd. pass from Esiason (Breech kick) | 2-5:42 |
| Bengals | Breech 30 yd. field goal | 2-14:17 |
| Bengals | Ball 3 yd. run (Breech kick) | 3-3:26 |
| Bengals | Esiason 10 yd. run (Breech kick) | 3-3:51 |
| Oilers | Givins 16 yd. pass from Carlson (Garcia kick) | 3-9:45 |
| Bengals | Kattus 9 yd. pass from Esiason (Breech kick) | 4-0:51 |
| Oilers | Givins 5 yd. pass from Carlson (Garcia kick) | 4-8:01 |

Missed FG: None
Attendance: 60,012

| | Bengals | Oilers |
|-------------------------|----------|---------|
| First downs | 24 | 13 |
| 3rd-down conversion-att | 4-13-30% | 2-9-22% |
| 4th-down conversion-att | 2-2-100% | 0-0-0% |
| Total yards | 349 | 226 |
| Rushing yards | 187 | 67 |
| Passing yards | 162 | 165 |
| Passes-comp.-Int. | 25-15-1 | 33-16-1 |
| Punts-avg. | 3-45.0 | 6-42.6 |
| Punt return yards | 3-42 | 1-19 |
| Kickoff return yards | 3-58 | 6-114 |
| Fumbles-lost | 1-0 | 2-1 |
| Penalties-yards | 4-40 | 5-33 |
| Field goals made-att | 2-2 | 0-0 |
| Time of possession | 39:45 | 20:15 |

| RUSHING | | | | | | | | | |
|---------|-----|-----|----|----|----------|-----|-----|----|----|
| OILERS | Att | Yds | Lg | TD | BENGALS | Att | Yds | Lg | TD |
| White | 4 | 2 | 5 | 0 | Woods | 6 | 11 | 4 | 1 |
| Carlson | 4 | 22 | 12 | 0 | Brooks | 6 | 17 | 14 | 0 |
| Pinkett | 5 | 43 | 16 | 0 | Esiason | 5 | 57 | 14 | 1 |
| | | | | | Ball | 7 | 33 | 14 | 1 |
| | | | | | Green | 11 | 55 | 12 | 0 |
| | | | | | Jennings | 6 | 16 | 10 | 0 |
| | | | | | Wilhelm | 3 | -2 | 0 | 0 |
| TOTALS | 13 | 67 | 16 | 0 | TOTALS | 44 | 187 | 14 | 3 |

| PASSING | | | | | | | | | |
|---------|-----|-----|-----|------|---------|-----|-----|-----|------|
| OILERS | Att | Cmp | Yds | TD-I | BENGALS | Att | Cmp | Yds | TD-I |
| Carlson | 33 | 16 | 165 | 2-1 | Esiason | 20 | 14 | 150 | 2-0 |
| | | | | | Wilhelm | 5 | 1 | 12 | 0-0 |
| TOTALS | 33 | 16 | 165 | 2-1 | TOTALS | 25 | 15 | 162 | 2-0 |

| RECEIVING | | | | | | | | | |
|-----------|-----|-----|----|----|----------|-----|-----|----|----|
| OILERS | Rec | Yds | Lg | TD | BENGALS | Rec | Yds | Lg | TD |
| White | 1 | 5 | 5 | 0 | Jennings | 2 | 15 | 12 | 0 |
| Hill | 1 | 5 | 5 | 0 | Holman | 2 | 51 | 46 | 0 |
| Jeffires | 2 | 33 | 23 | 0 | Woods | 2 | 13 | 9 | 0 |
| Duncan | 1 | 15 | 15 | 0 | McGee | 2 | 23 | 19 | 0 |
| Harris | 4 | 37 | 17 | 0 | Green | 2 | 15 | 13 | 1 |
| Givins | 6 | 60 | 16 | 2 | Brown | 2 | 14 | 9 | 0 |
| Pinkett | 1 | 10 | 10 | 0 | Kattus | 2 | 19 | 10 | 1 |
| | | | | | Barber | 1 | 12 | 12 | 0 |
| TOTALS | 16 | 165 | 23 | 2 | TOTALS | 12 | 152 | 46 | 2 |

INDIVIDUAL DEFENSE (press box stats)

OILERS – Leading Tackler: Kinard 8-4-12. Sacks: None. Int.: None. FF: None. FR: None.

BENGALS – Leading Tackler: Thomas 6-1-7. Sacks: None. Int.: Fulcher 1. FF: None. FR: Francis 1, Jennings 1.

PLAYOFF GAME SUMMARIES

AFC WILD CARD PLAYOFF GAME – 1991
Houston 17, N.Y. Jets 10
December 29, 1991 • Astrodome

Warren Moon threw a pair of touchdown passes to Ernest Givins and the Oilers' defense stopped the Jets inside Houston's 5-yard line twice in the second half to preserve the victory. The Oilers led 14-10 entering the third quarter, when the Jets took the second-half kickoff and consumed more than eight minutes while driving to the Houston 8-yard line. On third down, Ken O'Brien's pass was intercepted by safety Bubba McDowell at the 2. After Al Del Greco's 53-yard field goal put the Oilers ahead 17-10 early in the fourth quarter, New York drove to the Houston 3. But on third down, Al Smith stopped Brad Baxter for no gain. The Jets had one more chance after recovering Moon's fumble at the Oilers' 26 with 4:59 left in the game, but New York could not convert a first down. For Houston, Moon completed 28 of 40 passes for 271 yards, and Drew Hill had nine catches for 77 yards.

| | | | | | |
|----------|---|----|---|---|----|
| New York | 0 | 10 | 0 | 0 | 10 |
| Houston | 7 | 7 | 0 | 3 | 17 |

| TEAM | SCORING PLAY | QTR-INTO |
|--------|--|----------|
| Oilers | E. Givins 5 yd. pass from Moon (Del Greco kick) | 1-9:16 |
| Jets | A. Toon 10 yd. pass from O'Brien (Allegre kick) | 2-2:44 |
| Oilers | E. Givins 20 yd. pass from Moon (Del Greco kick) | 2-11:04 |
| Jets | Allegre 33 yd. field goal | 2-14:56 |
| Oilers | Del Greco 53 yd. field goal | 4-1:31 |

Missed FG: Greco 46WR
Attendance: 61,485

| | Jets | Oilers |
|-------------------------|----------|----------|
| First downs | 18 | 21 |
| 3rd-down conversion-att | 6-12-50% | 8-14-57% |
| 4th-down conversion-att | 0-2-0% | 0-0-0% |
| Total yards | 285 | 303 |
| Rushing yards | 71 | 71 |
| Passing yards | 214 | 232 |
| Passes-comp.-Int. | 31-21-3 | 40-28-1 |
| Punts-avg. | 2-36 | 2-44.5 |
| Punt return yards | 0-0 | 0-0 |
| Kickoff return yards | 3-54 | 1-0 |
| Fumbles-lost | 0-0 | 3-1 |
| Penalties-yards | 5-45 | 8-55 |
| Field goals made-att | 1-1 | 1-2 |
| Time of possession | 26:20 | 33:40 |

| RUSHING | | | | | | | | | | | |
|---------------|-----------|-----------|-----------|----------|---------------|-----------|-----------|----------|----------|--|--|
| OILERS | Att | Yds | Lg | TD | JETS | Att | Yds | Lg | TD | | |
| L. White | 17 | 65 | 12 | 0 | J. Hector | 11 | 43 | 8 | 0 | | |
| W. Moon | 3 | 6 | 7 | 0 | B. Baxter | 5 | 14 | 5 | 0 | | |
| | | | | | K. O'Brien | 2 | 10 | 8 | 0 | | |
| | | | | | F. McNeil | 5 | 4 | 5 | 0 | | |
| TOTALS | 20 | 71 | 12 | 0 | TOTALS | 23 | 71 | 8 | 0 | | |

| PASSING | | | | | | | | | | | |
|---------------|-----------|-----------|------------|------------|---------------|-----------|-----------|------------|------------|--|--|
| OILERS | Att | Cmp | Yds | TD-I | JETS | Att | Cmp | Yds | TD-I | | |
| W. Moon | 40 | 28 | 271 | 2-1 | K. O'Brien | 31 | 21 | 221 | 1-3 | | |
| TOTALS | 40 | 28 | 271 | 2-1 | TOTALS | 31 | 21 | 221 | 1-3 | | |

| RECEIVING | | | | | | | | | | | |
|---------------|-----------|------------|-----------|----------|---------------|-----------|------------|-----------|----------|--|--|
| OILERS | Rec | Yds | Lg | TD | JETS | Rec | Yds | Lg | TD | | |
| E. Givins | 6 | 83 | 35 | 2 | A. Toon | 8 | 96 | 22 | 1 | | |
| D. Hill | 9 | 77 | 20 | 0 | R. Moore | 4 | 70 | 31 | 0 | | |
| H. Jeffries | 4 | 49 | 24 | 0 | F. McNeil | 4 | 23 | 10 | 0 | | |
| L. White | 4 | 31 | 17 | 0 | M. Boyer | 3 | 20 | 11 | 0 | | |
| C. Duncan | 4 | 24 | 8 | 0 | T. Mathis | 2 | 12 | 6 | 0 | | |
| L. Harris | 1 | 7 | 7 | 0 | | | | | | | |
| TOTALS | 28 | 271 | 35 | 2 | TOTALS | 21 | 221 | 31 | 1 | | |

INDIVIDUAL DEFENSE (press box stats)

OILERS – Leading Tackler: Lathon 4-7-11. Sacks: Williams 1. Int.: McDowell 2, Orlando 1. FF: None. FR: Moon 2.

JETS – Leading Tackler: Clifton 5-6-11, Stargell 8-3-11. Sacks: Lewis 2.0, Lageman 1.0, Young 1.0. Int.: McMillan 1. FF: Young 1, Lageman 1. FR: Stargell 1.

AFC DIVISIONAL PLAYOFF GAME – 1991
Denver 26, Houston 24
January 4, 1992 • Mile High Stadium

David Treadwell's 28-yard field goal with 16 seconds remaining capped a dramatic 87-yard drive in the closing moments to lift the Broncos over the Oilers. Treadwell's winning kick came shortly after John Elway's 44-yard completion to Vance Johnson on fourth-and-10 from the Denver 35-yard line. Earlier on the drive, Elway scrambled seven yards for a first down on fourth-and-6 from the 28. And it was Elway's 22-yard completion to Michael Young that got the Broncos out of a hole at their own 2-yard line. Denver started the winning drive there with no time outs left after Houston's Greg Montgomery dropped his punt out of bounds with 2:07 left in the game. Warren Moon passed for three touchdowns as Houston built first half leads of 14-0 and 21-6. But the Broncos defense stiffened, allowing only a field goal in the second half.

| | | | | | |
|---------|----|---|---|----|----|
| Denver | 6 | 7 | 3 | 10 | 26 |
| Houston | 14 | 7 | 0 | 3 | 24 |

| TEAM | SCORING PLAY | QTR-INTO |
|---------|--|----------|
| Oilers | H. Jeffries 15 yd. pass from Moon (Del Greco kick) | 1-1:46 |
| Oilers | D. Hill 9 yd. pass from Moon (Del Greco kick) | 1-9:44 |
| Broncos | V. Johnson 10 yd. pass from Elway (kick no good) | 1-13:43 |
| Oilers | C. Duncan 6 yd. pass from Moon (Del Greco kick) | 2-4:05 |
| Broncos | G. Lewis 1 yd. run (Treadwell kick) | 2-14:21 |
| Broncos | D. Treadwell 49 yd. field goal | 3-13:02 |
| Oilers | A. Del Greco 25 yd. field goal | 4-1:35 |
| Broncos | G. Lewis 1 yd. run (Treadwell kick) | 4-8:07 |
| Broncos | D. Treadwell 28 yd. field goal | 4-14:44 |

Missed FG: Del Greco 33WR
Attendance: 75,301

| | Broncos | Oilers |
|-------------------------|----------|---------|
| First downs | 26 | 23 |
| 3rd-down conversion-att | 5-11-45% | 5-8-63% |
| 4th-down conversion-att | 3-3-100% | 0-0-0% |
| Total yards | 418 | 422 |
| Rushing yards | 151 | 97 |
| Passing yards | 267 | 325 |
| Passes-comp.-Int. | 34-20-1 | 36-27-1 |
| Punts-avg. | 2-40.5 | 1-44 |
| Punt return yards | 0-0 | 0-0 |
| Kickoff return yards | 4-88 | 6-82 |
| Fumbles-lost | 3-0 | 0-0 |
| Penalties-yards | 6-70 | 13-85 |
| Field goals made-att | 2-2 | 1-2 |
| Time of possession | 29:34 | 30:26 |

| RUSHING | | | | | | | | | | | |
|---------------|-----------|-----------|-----------|----------|---------------|-----------|------------|-----------|----------|--|--|
| OILERS | Att | Yds | Lg | TD | BRONCOS | Att | Yds | Lg | TD | | |
| L. White | 17 | 79 | 10 | 0 | G. Green | 17 | 59 | 14 | 0 | | |
| W. Moon | 2 | 18 | 15 | 0 | J. Elway | 6 | 39 | 15 | 0 | | |
| | | | | | R. Rivers | 1 | 3 | 3 | 0 | | |
| | | | | | G. Lewis | 3 | 2 | 1 | 2 | | |
| | | | | | S. Sewell | 4 | 48 | 19 | 0 | | |
| TOTALS | 19 | 97 | 15 | 0 | TOTALS | 31 | 151 | 19 | 2 | | |

| PASSING | | | | | | | | | | | |
|---------------|-----------|-----------|------------|------------|---------------|-----------|-----------|------------|------------|--|--|
| OILERS | Att | Cmp | Yds | TD-I | BRONCOS | Att | Cmp | Yds | TD-I | | |
| W. Moon | 36 | 27 | 325 | 3-1 | J. Elway | 33 | 19 | 257 | 1-1 | | |
| | | | | | S. Sewell | 1 | 1 | 10 | 0-0 | | |
| TOTALS | 36 | 27 | 325 | 3-1 | TOTALS | 34 | 20 | 267 | 1-1 | | |

| RECEIVING | | | | | | | | | | | |
|---------------|-----------|------------|-----------|----------|---------------|-----------|------------|-----------|----------|--|--|
| OILERS | Rec | Yds | Lg | TD | BRONCOS | Rec | Yds | Lg | TD | | |
| H. Jeffries | 7 | 99 | 49 | 1 | C. Kay | 1 | 8 | 8 | 0 | | |
| L. White | 5 | 35 | 10 | 0 | V. Johnson | 5 | 78 | 44 | 1 | | |
| E. Givins | 6 | 111 | 29 | 0 | D. Russell | 1 | 20 | 20 | 0 | | |
| D. Hill | 2 | 21 | 12 | 1 | S. Sharpe | 3 | 20 | 7 | 0 | | |
| C. Duncan | 6 | 40 | 11 | 1 | M. Young | 4 | 85 | 32 | 0 | | |
| T. Jones | 1 | 19 | 19 | 0 | R. Nattiel | 2 | 27 | 23 | 0 | | |
| | | | | | S. Sewell | 3 | 28 | 16 | 0 | | |
| | | | | | G. Green | 1 | 1 | 1 | 0 | | |
| TOTALS | 27 | 325 | 49 | 3 | TOTALS | 20 | 267 | 44 | 1 | | |

INDIVIDUAL DEFENSE (press box stats)

OILERS – Leading Tackler: A. Smith 6-1-7, L. Lathon 6-1-7. Sacks: None. Int.: R. Johnson 1. FF: B. Orlando 1, A. Smith 1. FR: None.

BRONCOS – Leading Tackler: C. Dimry 9-0-9, M. Brooks 7-2-9. Sacks: None. Int.: S. Atwater 1. FF: None. FR: J. Davidson 1.

PLAYOFF GAME SUMMARIES

AFC WILD CARD PLAYOFF GAME – 1992
Buffalo 41, Houston 38 (OT)
January 3, 1993 • Rich Stadium

Warren Moon threw for 220 yards and four touchdowns in the first half as Houston jumped out to a 28-3 lead. Early in the third quarter, Oilers defensive back Bubba McDowell intercepted Frank Reich's first pass of the second half and returned it 58 yards for a touchdown as the Oilers took a commanding 32-point lead, 35-3. Then, Buffalo started the comeback, advancing 50 yards to score on Davis' 1-yard touchdown run to cut the deficit to 35-10. After a recovered onside kick by the Bills which led to a touchdown, and a 26-yard touchdown pass to wide receiver Andre Reed, the lead was trimmed to 35-24. On the Oilers' ensuing possession, Bills safety Henry Jones intercepted a pass from Moon which led to another touchdown pass from Reich to Reed. Kicker Al Del Greco attempted a field goal to increase the Oilers' lead, but the snap was fumbled. The Bills then scored on a 17-yard touchdown pass, taking the lead 38-35 with three minutes remaining in the game. A last minute drive ending in a 26-yard field goal from Del Greco would send the game into overtime. Early in overtime, Bills defensive back Nate Odomes intercepted a pass from Moon, setting up Steve Christie's 32-yard game-winning field goal.

Buffalo 3 0 28 7 3 41
Houston 7 21 7 3 0 38

| TEAM | SCORING PLAY | QTR-LEFT |
|--------|--|----------|
| Oilers | H. Jeffries 3 pass from W. Moon (A. Del Greco kick) | 1-5:51 |
| Bills | S. Christie 36 field goal | 1-1:24 |
| Oilers | W. Slaughter 7 pass from W. Moon (A. Del Greco kick) | 2-8:59 |
| Oilers | C. Duncan 26 pass from W. Moon (A. Del Greco kick) | 2-4:09 |
| Oilers | H. Jeffries 27 pass from W. Moon (A. Del Greco kick) | 2-0:14 |
| Oilers | B. McDowell 58 INT return (A. Del Greco kick) | 3-13:19 |
| Bills | K. Davis 1 run (D. Christie, kick) | 3-8:52 |
| Bills | D. Beebe 38 pass from F. Reich (D. Christie kick) | 3-7:56 |
| Bills | A. Reed 26 pass from F. Reich (D. Christie kick) | 3-4:21 |
| Bills | A. Reed 18 pass from F. Reich (D. Christie kick) | 3-2:00 |
| Bills | A. Reed 17 pass from F. Reich (D. Christie kick) | 4-3:08 |
| Oilers | A. Del Greco 26 field goal | 4-0:12 |
| Bills | D. Christie 32 field goal | 5-11:54 |

Missed FG: None
Attendance: 75,141

| | Bills | Oilers |
|-------------------------|----------|----------|
| First downs | 19 | 27 |
| 3rd-down conversion-att | 8-15-53% | 6-14-43% |
| 4th-down conversion-att | 2-3-67% | 2-3-67% |
| Total yards | 366 | 429 |
| Rushing yards | 98 | 82 |
| Passing yards | 268 | 347 |
| Passes-comp.-Int. | 34-21-1 | 50-36-2 |
| Punts-avg. | 2-35 | 2-24.5 |
| Punt return yards | 0-0 | 1-7 |
| Kickoff return yards | 5-55 | 4-27 |
| Fumbles-lost | 0-0 | 2-0 |
| Penalties-yards | 4-30 | 4-30 |
| Field goals made-att | 2-2 | 1-1 |
| Time of possession | 25:27 | 37:39 |

| RUSHING | | | | | | | | | |
|------------|-----|-----|----|----|------------|-----|-----|----|----|
| OILERS | Att | Yds | Lg | TD | BILLS | Att | Yds | Lg | TD |
| W. Moon | 2 | 7 | 5 | 0 | T. Thomas | 11 | 26 | 6 | 0 |
| L. White | 19 | 75 | 14 | 0 | K. Davis | 13 | 68 | 35 | 1 |
| Montgomery | 1 | 0 | 0 | 0 | C. Gardner | 1 | 5 | 5 | 0 |
| | | | | | F. Reich | 1 | -1 | -1 | 0 |
| TOTALS | 22 | 82 | 14 | 0 | TOTALS | 26 | 98 | 35 | 1 |

| PASSING | | | | | | | | | |
|---------|-----|-----|-----|------|----------|-----|-----|-----|------|
| OILERS | Att | Cmp | Yds | TD-I | BILLS | Att | Cmp | Yds | TD-I |
| W. Moon | 50 | 36 | 371 | 4-2 | F. Reich | 34 | 21 | 289 | 4-1 |
| TOTALS | 50 | 36 | 371 | 4-2 | TOTALS | 34 | 21 | 289 | 4-1 |

| RECEIVING | | | | | | | | | |
|--------------|-----|-----|----|----|---------------|-----|-----|----|----|
| OILERS | Rec | Yds | Lg | TD | BILLS | Rec | Yds | Lg | TD |
| C. Duncan | 8 | 57 | 26 | 1 | P. Metzelaars | 3 | 43 | 2 | 0 |
| W. Slaughter | 8 | 73 | 18 | 1 | A. Reed | 8 | 136 | 27 | 3 |
| H. Jeffries | 8 | 98 | 32 | 2 | T. Thomas | 2 | -3 | 1 | 0 |
| E. Givins | 9 | 117 | 27 | 0 | D. Beebe | 4 | 64 | 38 | 1 |
| L. Harris | 2 | 15 | 9 | 0 | J. Lofton | 2 | 24 | 18 | 0 |
| L. White | 1 | 11 | 11 | 0 | K. Davis | 2 | 25 | 19 | 0 |
| TOTALS | 36 | 371 | 32 | 4 | TOTALS | 21 | 289 | 38 | 4 |

INDIVIDUAL DEFENSE (press box stats)

OILERS – Leading Tackler: A. Smith 4-3-7. Sacks: W. Fuller 2.0, S. Jones 1.0. Int.: B. McDowell 1. FF: None. FR: None.

BILLS – Leading Tackler: P. Hansen 10-0-10. Sacks: J. Wright 2.0, P. Hansen 1.0, D. Talley 1.0. Int.: H. Jones 1, N. Odomes 1. FF: D. Talley 1. FR: None.

AFC DIVISIONAL PLAYOFF GAME – 1993
Kansas City 28, Houston 20
January 16, 1994 • Astrodome

Joe Montana threw three second-half touchdown passes, including two just 54 seconds apart in the fourth quarter, to rally the Chiefs past the Oilers. Houston, which entered the game with an 11-game winning streak, jumped out to a 10-0 lead in the opening quarter and still led 13-7 after Al Del Greco's 43-yard field goal with 9:37 remaining in the fourth quarter. But Kansas City marched 71 yards in only 59 seconds, the key play a 38-yard pass interference penalty against Oilers cornerback Cris Dishman, to take the lead for the first time on Montana's 11-yard touchdown pass to J.J. Birden. On the next play from scrimmage, Chiefs linebacker Derrick Thomas sacked Warren Moon, forcing a fumble that defensive tackle Dan Saleaumua recovered at the Oilers' 12-yard line. On third down, Montana's 18-yard touchdown pass to Willie Davis put Kansas City ahead 21-13 with 7:44 left. Houston drove 80 yards to a touchdown to pull within one point with 3:45 to go, but Marcus Allen's 21-yard touchdown run at the 1:55 mark sealed the Oilers' fate.

Kansas City 0 0 7 21 28
Houston 10 0 0 10 20

| TEAM | SCORING PLAY | QTR-LEFT |
|--------|--|----------|
| Oilers | A. Del Greco 49 field goal | 1-11:10 |
| Oilers | C. Brown 2 run (A. Del Greco kick) | 1-1:59 |
| Chiefs | K. Cash 7 pass from J. Montana (N. Lowery kick) | 3-10:19 |
| Oilers | A. Del Greco 43 field goal | 4-9:37 |
| Chiefs | J. Birden 11 pass from J. Montana (N. Lowery kick) | 4-8:38 |
| Chiefs | W. Davis 18 pass from J. Montana (N. Lowery kick) | 4-7:44 |
| Oilers | E. Givins 7 pass from W. Moon (A. Del Greco kick) | 4-3:35 |
| Chiefs | M. Allen 21 run (N. Lowery kick) | 4-1:55 |

Missed FG: None
Attendance: 64,011

| | Chiefs | Oilers |
|-------------------------|----------|----------|
| First downs | 18 | 19 |
| 3rd-down conversion-att | 6-12-50% | 7-15-47% |
| 4th-down conversion-att | 0-1-0% | 0-1-0% |
| Total yards | 354 | 277 |
| Rushing yards | 71 | 39 |
| Passing yards | 283 | 238 |
| Passes-comp.-Int. | 38-22-2 | 43-32-1 |
| Punts-avg. | 3-45 | 5-48.6 |
| Punt return yards | 4-44 | 1-12 |
| Kickoff return yards | 2-38 | 3-50 |
| Fumbles-lost | 0-0 | 7-2 |
| Penalties-yards | 7-51 | 3-63 |
| Field goals made-att | 0-0 | 2-2 |
| Time of possession | 24:18 | 35:42 |

| RUSHING | | | | | | | | | |
|----------|-----|-----|----|----|------------|-----|-----|----|----|
| OILERS | Att | Yds | Lg | TD | CHIEFS | Att | Yds | Lg | TD |
| W. Moon | 3 | 22 | 17 | 0 | M. Allen | 14 | 74 | 21 | 1 |
| G. Brown | 11 | 17 | 5 | 1 | D. Krieg | 2 | -2 | -1 | 0 |
| | | | | | K. Anders | 1 | 0 | 0 | 0 |
| | | | | | J. Montana | 1 | -1 | -1 | 0 |
| TOTALS | 14 | 39 | 17 | 1 | TOTALS | 18 | 71 | 21 | 1 |

| PASSING | | | | | | | | | |
|---------|-----|-----|-----|------|------------|-----|-----|-----|------|
| OILERS | Att | Cmp | Yds | TD-I | CHIEFS | Att | Cmp | Yds | TD-I |
| W. Moon | 43 | 32 | 306 | 1-1 | J. Montana | 38 | 22 | 299 | 3-2 |
| TOTALS | 43 | 32 | 306 | 1-1 | TOTALS | 38 | 22 | 299 | 3-2 |

| RECEIVING | | | | | | | | | |
|-------------|-----|-----|----|----|------------|-----|-----|----|----|
| OILERS | Rec | Yds | Lg | TD | CHIEFS | Rec | Yds | Lg | TD |
| H. Jeffries | 9 | 88 | 28 | 0 | J. Birden | 6 | 60 | 14 | 1 |
| E. Givins | 7 | 63 | 15 | 1 | W. Davis | 5 | 96 | 36 | 1 |
| G. Wellman | 6 | 80 | 30 | 0 | K. Cash | 4 | 80 | 41 | 1 |
| C. Duncan | 6 | 49 | 14 | 0 | T. Barnett | 2 | 24 | 14 | 0 |
| G. Brown | 4 | 26 | 12 | 0 | T. McNair | 2 | 9 | 9 | 0 |
| | | | | | M. Allen | 1 | 12 | 12 | 0 |
| | | | | | J. Hayes | 1 | 9 | 9 | 0 |
| | | | | | F. Jones | 1 | 9 | 9 | 0 |
| TOTALS | 32 | 306 | 30 | 1 | TOTALS | 22 | 299 | 41 | 3 |

INDIVIDUAL DEFENSE (press box stats)

OILERS – Leading Tackler: B. Orlando 8-2-10. Sacks: W. Fuller 1.0, L. Lathon 1.0. Int.: S. Jackson 1, T. Hoage 1. FF: None. FR: None.

CHIEFS – Leading Tackler: A. Lewis 8-0-8, M. Bayless 6-2-8, C. Mincy 6-2-8. Sacks: A. Lewis 2.0, D. Thomas 2.0, B. Thompson 2.0, N. Smith 1.0, J. Phillips 1.0. Int.: C. Mincy 1. FF: None. FR: Saleaumua 1.

PLAYOFF GAME SUMMARIES

AFC WILD CARD PLAYOFF GAME – 1999
Tennessee 22, Buffalo 16
January 8, 2000 • Adelphia Coliseum

One of the most memorable finishes in NFL playoff history gave the Titans the franchise's first playoff win since 1991, a 22-16 stunner over the visiting Buffalo Bills. After Steve Christie kicked a 41-yard field goal to give Buffalo a 16-15 lead with 16 seconds remaining, Kevin Dyson returned a Frank Wycheck lateral on the ensuing kickoff 75 yards for a touchdown with three seconds left in the game. The play, quickly dubbed as the "Music City Miracle," gave Tennessee a 22-16 lead that turned into a victory after Buffalo's last-ditch hopes for a matching return touchdown were thwarted. Eddie George paced Tennessee's offense with a 29-carry, 106-yard performance. The victory, in front of a franchise-record crowd at Adelphia Coliseum, allowed the franchise to advance to the AFC Divisional Playoffs for the first time since 1993. The Titans took a 12-0 lead into intermission, but the Bills stormed back behind two touchdowns from Antowain Smith that gave Buffalo a 13-12 lead with 11:08 remaining. Al Del Greco's 36-yard field goal gave the Titans a 15-13 lead with 1:48 remaining, setting up the game's final dramatic moments.

Buffalo 0 0 7 9 16
 Tennessee 0 12 0 10 22

| TEAM | SCORING PLAY | QTR-LEFT |
|--------|--|----------|
| Titans | R. Johnson sacked by J. Kearse for safety | 2-11:19 |
| Titans | S. McNair 1 run (A. Del Greco kick) | 2-7:55 |
| Titans | A. Del Greco 40 field goal | 2-0:00 |
| Bills | A. Smith 4 run (S. Christie kick) | 3-12:28 |
| Bills | A. Smith 1 run (Two-pt. attempt failed) | 4-11:08 |
| Titans | A. Del Greco 36 field goal | 4-1:48 |
| Bills | S. Christie 41 field goal | 4-0:16 |
| Titans | K. Dyson 75 kickoff return (A. Del Greco kick) | 4-0:03 |

Missed FG: A. Del Greco 43W/L

Attendance: 66,782

| | Bills | Titans |
|-------------------------|----------|----------|
| First downs | 13 | 16 |
| 3rd-down conversion-att | 5-13-38% | 4-16-25% |
| 4th-down conversion-att | 0-0-0% | 0-0-0% |
| Total Yards | 219 | 194 |
| Rushing yards | 123 | 139 |
| Passing yards | 96 | 55 |
| Passes-comp.-Int. | 22-10-0 | 24-13-0 |
| Punts-avg. | 8-38.5 | 7-41 |
| Punt return yards | 3-10 | 6-32 |
| Kickoff return yards | 4-73 | 5-192 |
| Fumbles-lost | 2-2 | 2-1 |
| Penalties-yards | 10-59 | 2-12 |
| Field goals made-att | 1-2 | 2-2 |
| Time of possession | 24:54 | 35:06 |

| RUSHING | | | | | | | | | |
|---------------|-----------|------------|-----------|----------|---------------|-----------|------------|-----------|----------|
| TITANS | Att | Yds | Lg | TD | BILLS | Att | Yds | Lg | TD |
| E. George | 29 | 106 | 9 | 0 | A. Smith | 14 | 79 | 44 | 2 |
| S. McNair | 6 | 19 | 10 | 1 | J. Linton | 5 | 25 | 12 | 0 |
| R. Thomas | 4 | 14 | 13 | 0 | T. Thomas | 5 | 10 | 9 | 0 |
| | | | | | R. Johnson | 3 | 9 | 4 | 0 |
| TOTALS | 39 | 139 | 13 | 1 | TOTALS | 27 | 123 | 44 | 2 |

| PASSING | | | | | | | | | |
|---------------|-----------|-----------|-----------|------------|---------------|-----------|-----------|------------|------------|
| TITANS | Att | Cmp | Yds | TD-I | BILLS | Att | Cmp | Yds | TD-I |
| S. McNair | 24 | 13 | 76 | 0-1 | R. Johnson | 22 | 10 | 131 | 0-0 |
| TOTALS | 24 | 13 | 76 | 0-1 | TOTALS | 22 | 10 | 131 | 0-0 |

| RECEIVING | | | | | | | | | |
|---------------|-----------|-----------|-----------|----------|---------------|-----------|------------|-----------|----------|
| TITANS | Rec | Yds | Lg | TD | BILLS | Rec | Yds | Lg | TD |
| F. Wycheck | 4 | 29 | 14 | 0 | P. Price | 5 | 62 | 15 | 0 |
| J. Harris | 4 | 20 | 10 | 0 | E. Moulds | 3 | 62 | 37 | 0 |
| E. George | 2 | 4 | 3 | 0 | S. Gash | 1 | 6 | 6 | 0 |
| C. Sanders | 1 | 11 | 11 | 0 | B. Collins | 1 | 1 | 1 | 0 |
| Y. Thigpen | 1 | 8 | 8 | 0 | | | | | |
| K. Dyson | 1 | 4 | 4 | 0 | | | | | |
| TOTALS | 13 | 76 | 14 | 0 | TOTALS | 10 | 131 | 37 | 0 |

INDIVIDUAL DEFENSE (press box stats)

TITANS – Leading Tackler: B. Bishop 6-1-7. Sacks: J. Kearse 2.0, J. Fisk 1.0, S. Rolle 1.0, J. Evans 1.0, K. Holmes 1.0. Int.: None. FF: J. Kearse 1. FR: B. Wortham 1.

BILLS – Leading Tackler: J. Holecsek 10-3-13. Sacks: B. Smith 2.5, P. Hansen 0.5. Int.: A. Winfield 1. FF: K. Schulz 1. FR: P. Hansen 1.

AFC DIVISIONAL PLAYOFF GAME – 1999
Tennessee 19, Indianapolis 16
January 16, 2000 • RCA Dome

Eddie George ran for a franchise playoff-record 162 yards and a touchdown as the Tennessee Titans advanced to their first AFC Championship Game since 1979 with a 19-16 victory over the Indianapolis Colts at the RCA Dome. George's 68-yard touchdown run on the first drive of the third quarter gave the Titans the lead for good, and Tennessee's defense held rookie standout Edgerrin James to only 56 yards rushing on 20 carries. Al Del Greco set franchise post-season records for field goals in a game and a career, kicking two of his four field goals in each half to give him 11 for his career. Indiana native Blaine Bishop led the inspired Tennessee defense with 11 tackles and two passes defensed, and the defensive unit as a whole held Peyton Manning in check, with the second-year signal caller completing only 19 of 43 passes for 227 yards in the loss. The Colts pulled within three points with 1:51 remaining on Manning's 15-yard TD run, but Yancey Thigpen sealed Tennessee's victory by recovering Danny Knight's ensuing onside kick.

Indianapolis 3 6 0 7 16
 Tennessee 0 6 7 6 19

| TEAM | SCORING PLAY | QTR-LEFT |
|--------|--|----------|
| Colts | M. Vanderjagt 40 field goal | 1-7:13 |
| Titans | A. Del Greco 49 field goal | 2-14:56 |
| Colts | M. Vanderjagt 40 field goal | 2-5:38 |
| Titans | A. Del Greco 37 field goal | 2-3:15 |
| Colts | M. Vanderjagt 34 field goal | 2-0:01 |
| Titans | E. George 68 run (A. Del Greco kick) | 3-13:19 |
| Titans | A. Del Greco 25 field goal | 4-12:57 |
| Titans | A. Del Greco 43 field goal | 4-4:19 |
| Colts | P. Manning 15 run (M. Vanderjagt kick) | 4-1:51 |

Missed FG: None

Attendance: 57,097

| | Colts | Titans |
|-------------------------|----------|----------|
| First downs | 19 | 13 |
| 3rd-down conversion-att | 5-15-33% | 3-14-21% |
| 4th-down conversion-att | 0-1-0% | 0-0-0% |
| Total yards | 305 | 309 |
| Rushing yards | 78 | 197 |
| Passing yards | 227 | 112 |
| Passes-comp.-Int. | 43-19-0 | 24-13-0 |
| Punts-avg. | 7-48.6 | 5-52 |
| Punt return yards | 2-24 | 3-49 |
| Kickoff return yards | 6-87 | 2-47 |
| Fumbles-lost | 1-0 | 1-1 |
| Penalties-yards | 7-60 | 9-78 |
| Field goals made-att | 3-3 | 4-4 |
| Time of possession | 28:55 | 31:05 |

| RUSHING | | | | | | | | | |
|---------------|-----------|------------|-----------|----------|---------------|-----------|-----------|-----------|----------|
| TITANS | Att | Yds | Lg | TD | COLTS | Att | Yds | Lg | TD |
| E. George | 26 | 162 | 68 | 1 | E. James | 20 | 56 | 14 | 0 |
| S. McNair | 7 | 35 | 29 | 0 | P. Manning | 2 | 22 | 15 | 1 |
| TOTALS | 33 | 197 | 68 | 1 | TOTALS | 22 | 78 | 15 | 1 |

| PASSING | | | | | | | | | |
|---------------|-----------|-----------|------------|------------|---------------|-----------|-----------|------------|------------|
| TITANS | Att | Cmp | Yds | TD-I | COLTS | Att | Cmp | Yds | TD-I |
| S. McNair | 24 | 13 | 112 | 0-0 | P. Manning | 43 | 19 | 227 | 0-0 |
| TOTALS | 24 | 13 | 112 | 0-0 | TOTALS | 43 | 19 | 227 | 0-0 |

| RECEIVING | | | | | | | | | |
|---------------|-----------|------------|-----------|----------|---------------|-----------|------------|-----------|----------|
| TITANS | Rec | Yds | Lg | TD | COLTS | Rec | Yds | Lg | TD |
| Y. Thigpen | 3 | 19 | 7 | 0 | M. Harrison | 5 | 65 | 25 | 0 |
| F. Wycheck | 3 | 16 | 6 | 0 | J. Pathon | 5 | 44 | 13 | 0 |
| E. George | 3 | 14 | 6 | 0 | T. Wilkins | 4 | 55 | 23 | 0 |
| C. Sanders | 2 | 38 | 26 | 0 | K. Dilger | 2 | 12 | 7 | 0 |
| K. Dyson | 2 | 25 | 15 | 0 | E.G. Green | 1 | 33 | 33 | 0 |
| | | | | | M. Pollard | 1 | 10 | 10 | 0 |
| | | | | | E. James | 1 | 8 | 8 | 0 |
| TOTALS | 13 | 112 | 26 | 0 | TOTALS | 19 | 227 | 33 | 0 |

INDIVIDUAL DEFENSE (press box stats)

TITANS – Leading Tackler: B. Bishop 6-1-7. Sacks: None. Int.: None. FF: D. Sidney 1. FR: None.

COLTS – Leading Tackler: M. Barber 9-1-10. Sacks: None. Int.: None. FF: None. FR: M. Thomas 1.

PLAYOFF GAME SUMMARIES

AFC CHAMPIONSHIP GAME – 1999
Tennessee 33, Jacksonville 14
January 23, 2000 • Alltel Stadium

The Titans advanced to the Super Bowl for the first time in franchise history by defeating the Jacksonville Jaguars for the third time in the same season, 33-14, at Alltel Stadium. Steve McNair ran for 91 yards and two second-half touchdowns, combining with Eddie George for 177 yards rushing on the afternoon. The Titans' defense turned in a dominant performance, forcing six Jacksonville turnovers, including two fumbles and two interceptions from Mark Brunell. Jacksonville led 14-7 on a 33-yard TD run by James Stewart. But the Titans then scored 26 unanswered points, including an Al Del Greco 34-yard field goal that cut the Jaguar lead to 14-10 at halftime. McNair scored on a 1-yard run with 9:24 remaining in the third quarter, and after Mark Brunell was dropped for a safety, Derrick Mason ran the ensuing free kick 80 yards for a touchdown. McNair scored his second touchdown of the game with seven minutes remaining, sealing the 33-14 outcome. The win gave the Titans their first AFC Championship since the AFL-NFL merger, and advanced them to Super Bowl XXXIV against St. Louis.

| | | | | | |
|--------------|---|---|----|---|----|
| Jacksonville | 7 | 7 | 0 | 0 | 14 |
| Tennessee | 7 | 3 | 16 | 7 | 33 |

| TEAM | SCORING PLAY | QTR-LEFT |
|---------|--|----------|
| Jaguars | K. Brady 7 pass from M.Brunell(M. Hollis kick) | 1-11:20 |
| Titans | Y. Thigpen 9 pass from S. McNair (A. Del Greco kick) | 1-5:30 |
| Jaguars | J. Stewart 33 run (M. Hollis kick) | 2-4:36 |
| Titans | A. Del Greco 34 field goal | 2-0:20 |
| Titans | S. McNair 1 run (A. Del Greco kick) | 3-9:24 |
| Titans | M. Brunell sacked by J. Evans & J. Fisk for safety | 3-5:13 |
| Titans | D. Mason 80 kickoff return (A. Del Greco kick) | 3-4:56 |
| Titans | S. McNair 1 run (A. Del Greco kick) | 4-6:59 |

Missed FG: None
Attendance: 75,206

| | Jaguars | Titans |
|-------------------------|----------|----------|
| First downs | 20 | 17 |
| 3rd-down conversion-att | 3-10-30% | 3-10-30% |
| 4th-down conversion-att | 0-2-0% | 0-0-0% |
| Total yards | 360 | 289 |
| Rushing yards | 144 | 177 |
| Passing yards | 216 | 112 |
| Passes-comp.-Int. | 38-19-2 | 23-14-1 |
| Punts-avg. | 3-45.3 | 5-39.8 |
| Punt return yards | 3-2 | 2-14 |
| Kickoff return yards | 6-80 | 4-174 |
| Fumbles-lost | 5-4 | 5-3 |
| Penalties-yards | 9-100 | 5-39 |
| Field goals made-att | 0-0 | 1-1 |
| Time of possession | 28:24 | 31:36 |

| RUSHING | | | | | | | | | |
|-----------|-----|-----|----|----|------------|-----|-----|----|----|
| TITANS | Att | Yds | Lg | TD | JAGUARS | Att | Yds | Lg | TD |
| S. McNair | 9 | 91 | 51 | 2 | F. Taylor | 19 | 110 | 31 | 0 |
| E. George | 25 | 86 | 20 | 0 | J. Stewart | 3 | 35 | 33 | 1 |
| | | | | | M. Brunell | 1 | -1 | -1 | 0 |
| TOTALS | 34 | 177 | 51 | 2 | TOTALS | 23 | 144 | 33 | 1 |

| PASSING | | | | | | | | | |
|-----------|-----|-----|-----|------|------------|-----|-----|-----|------|
| TITANS | Att | Cmp | Yds | TD-I | JAGUARS | Att | Cmp | Yds | TD-I |
| S. McNair | 23 | 14 | 112 | 1-1 | M. Brunell | 38 | 19 | 226 | 1-2 |
| TOTALS | 23 | 14 | 112 | 1-1 | TOTALS | 38 | 19 | 226 | 1-2 |

| RECEIVING | | | | | | | | | |
|------------|-----|-----|----|----|--------------|-----|-----|----|----|
| TITANS | Rec | Yds | Lg | TD | JAGUARS | Rec | Yds | Lg | TD |
| J. Harris | 3 | 33 | 15 | 0 | K. McCardell | 6 | 67 | 18 | 0 |
| E. George | 3 | 19 | 15 | 0 | J. Smith | 5 | 92 | 37 | 0 |
| I. Byrd | 2 | 19 | 11 | 0 | K. Brady | 5 | 44 | 17 | 1 |
| Y. Thigpen | 2 | 16 | 9 | 1 | F. Taylor | 2 | 16 | 9 | 0 |
| F. Wycheck | 2 | 12 | 8 | 0 | D. Jones | 1 | 7 | 7 | 0 |
| K. Dyson | 1 | 12 | 1 | 0 | | | | | |
| L. Neal | 1 | 1 | 1 | 0 | | | | | |
| TOTALS | 14 | 112 | 15 | 1 | TOTALS | 19 | 226 | 37 | 1 |

INDIVIDUAL DEFENSE (press box stats)
TITANS – Leading Tackler: E. Robinson 6-1-7. Sacks: B. Bishop 1.0, K. Holmes 1.0, J. Evans 0.5, J. Fisk 0.5. Int.: M. Robertson 1, D. Mitchell 1. FF: E. Robinson 2, B. Bishop 1, K. Holmes 1. FR: D. Walker 1, J. Kearse 1, J. Fisk 1.
JAGUARS– Leading Tackler: K. Hardy 6-4-10. Sacks: T. Brackens 1.0. Int.: F. Bryant 1. FF: T. Brackens 1, L. Marts 1, K. Hardy 1. FR: L. Marts 1, T. Brackens 1.

SUPER BOWL XXXIV – 1999
St. Louis 23, Tennessee 16
January 30, 2000 • Georgia Dome

The Titans' magical season ended at the Georgia Dome, as receiver Kevin Dyson was stopped just short of the goal line on the game's last play by Rams linebacker Mike Jones in a 23-16 St. Louis victory. The play ended an inspired two-minute drive led by Steve McNair, who broke Super Bowl records for rushing yards by a quarterback in both one game and one play for the Titans. The Rams held a 9-0 lead at halftime, extending their lead to 16-0 on a nine yard TD reception by Torry Holt with 7:20 left in the third quarter. The Titans charged back on two touchdown runs by Eddie George, and tied the score at 16 on a 43-yard Al Del Greco field goal with 2:12 remaining. On the first play of the ensuing drive, Isaac Bruce broke free and scored on a 73-yard touchdown pass from Kurt Warner, giving the Rams a seven-point advantage. McNair then led a 12-play, 87-yard drive that culminated in the completion to Dyson. McNair's prolific day included 64 yards rushing. George, meanwhile, rushed for 95 yards to become the Titans' career playoff rushing leader.

| | | | | | |
|-----------|---|---|---|----|----|
| St. Louis | 3 | 6 | 7 | 7 | 23 |
| Tennessee | 0 | 0 | 6 | 10 | 16 |

| TEAM | SCORING PLAY | QTR-LEFT |
|--------|--|----------|
| Rams | J. Wilkins 27 yd. field goal | 1-3:00 |
| Rams | J. Wilkins 29 yd. field goal | 2-4:16 |
| Rams | J. Wilkins 28 yd. field goal | 2-0:15 |
| Rams | T. Holt 9 yd. pass from K. Warner (J. Wilkins kick) | 3-7:20 |
| Titans | E. George 1 yd. run (two-pt attempt failed) | 3-0:14 |
| Titans | E. George 2 yd. run (A. Del Greco kick) | 4-7:21 |
| Titans | Del Greco 43 yd. field goal | 4-2:12 |
| Rams | I. Bruce 73 yd. pass from K. Warner(J. Wilkins kick) | 4-1:54 |

Missed FG: J.Wilkins 34WR, A. Del Greco 47WL, 47B
Attendance: 72,625

| | Rams | Titans |
|-------------------------|----------|----------|
| First downs | 23 | 27 |
| 3rd-down conversion-att | 5-12-42% | 6-13-46% |
| 4th-down conversion-att | 0-1-0% | 1-1-100% |
| Total yards | 436 | 367 |
| Rushing yards | 29 | 159 |
| Passing yards | 407 | 208 |
| Passes-comp.-Int. | 45-24-0 | 36-22-0 |
| Punts-avg. | 2-38.2 | 3-43 |
| Punt return yards | 2-8 | 1-1 |
| Kickoff return yards | 4-55 | 5-122 |
| Fumbles-lost | 2-0 | 1-0 |
| Penalties-yards | 8-60 | 7-45 |
| Field goals made-att | 3-4 | 1-3 |
| Time of possession | 23:34 | 36:26 |

| RUSHING | | | | | | | | | | | |
|-----------|-----|-----|----|----|-------------|-----|-----|----|----|--|--|
| TITANS | Att | Yds | Lg | TD | RAMS | Att | Yds | Lg | TD | | |
| E. George | 28 | 95 | 13 | 2 | M. Faulk | 10 | 17 | 4 | 0 | | |
| S. McNair | 8 | 64 | 23 | 0 | R. Holcombe | 1 | 11 | 11 | 0 | | |
| | | | | | K. Warner | 1 | 1 | 1 | 0 | | |
| | | | | | M. Horan | 1 | 0 | 0 | 0 | | |
| TOTALS | 36 | 159 | 23 | 2 | TOTALS | 13 | 29 | 11 | 0 | | |

| PASSING | | | | | | | | | | | |
|-----------|-----|-----|-----|------|-----------|-----|-----|-----|------|--|--|
| TITANS | Att | Cmp | Yds | TD-I | RAMS | Att | Cmp | Yds | TD-I | | |
| S. McNair | 36 | 22 | 214 | 0-0 | K. Warner | 45 | 24 | 414 | 2-0 | | |
| TOTALS | 36 | 22 | 214 | 0-0 | TOTALS | 45 | 24 | 414 | 2-0 | | |

| RECEIVING | | | | | | | | | | | |
|------------|-----|-----|----|----|-------------|-----|-----|----|----|--|--|
| TITANS | Rec | Yds | Lg | TD | RAMS | Rec | Yds | Lg | TD | | |
| J. Harris | 7 | 64 | 21 | 0 | T. Holt | 7 | 109 | 32 | 1 | | |
| F. Wycheck | 5 | 35 | 13 | 0 | I. Bruce | 6 | 162 | 73 | 1 | | |
| K. Dyson | 4 | 41 | 16 | 0 | M. Faulk | 5 | 90 | 52 | 0 | | |
| E. George | 2 | 35 | 32 | 0 | A. Hakim | 1 | 17 | 17 | 0 | | |
| I. Byrd | 2 | 21 | 21 | 0 | E. Conwell | 1 | 16 | 16 | 0 | | |
| D. Mason | 2 | 18 | 9 | 0 | R. Proehl | 1 | 11 | 11 | 0 | | |
| | | | | | R. Williams | 1 | 9 | 9 | 0 | | |
| | | | | | R. Holcombe | 1 | 1 | 1 | 0 | | |
| | | | | | F. Miller | 1 | -1 | -1 | 0 | | |
| TOTALS | 22 | 214 | 32 | 0 | TOTALS | 24 | 414 | 73 | 2 | | |

INDIVIDUAL DEFENSE (press box stats)
TITANS – Leading Tackler: B. Bishop 4-1-5, A. Dorsett 1-4-5. Sacks: J. Fisk 1.0. Int.: None. FF: None. FR: None.
RAMS– Leading Tackler: B. Jenkins 9-3-12. Sacks: K. Carter 1.0. Int.: None. FF: B. Jenkins 1. FR: None.

PLAYOFF GAME SUMMARIES

AFC DIVISIONAL PLAYOFF GAME – 2000
Baltimore 24, Tennessee 10
January 7, 2001 • Adelphia Coliseum

The Baltimore Ravens used big plays on defense and special teams to advance to the AFC Championship Game with a 24-10 victory over the Tennessee Titans at Adelphia Coliseum. Anthony Mitchell returned a blocked Al Del Greco field goal attempt 90 yards for a touchdown to break a 10-10 tie, and NFL Defensive Player of the Year Ray Lewis returned an interception 50 yards for a touchdown to seal Baltimore's win with 6:41 remaining in the fourth quarter. The Titans took control of the game early, as Eddie George capped off an opening drive that spanned 11 plays and 58 yards with a two-yard touchdown run. Regardless of the final score, it was a dominant performance by the Tennessee defense, as they held the Ravens to six first downs, 134 total yards, and only five completions by Baltimore quarterback Trent Dilfer. Offensively, the Titans dominated Baltimore in first downs (23 to 6), rushing yards (126 to 49) and passing yards (191 to 85), but Baltimore's big plays were ultimately too much to overcome. The loss ended the Titans' reign as AFC Champions and their season at 13-4.

| | | | | | |
|----------------------------|---|---|---|----|----|
| Baltimore | 0 | 7 | 3 | 14 | 24 |
| Tennessee | 7 | 0 | 3 | 0 | 10 |

| TEAM | SCORING PLAY | QTR-LEFT |
|--------|---|----------|
| Titans | E. George 2 run (A. Del Greco kick) | 1-7:43 |
| Ravens | Ja. Lewis 1 run (M. Stover kick) | 2-9:46 |
| Titans | A. Del Greco 21 field goal | 3-8:14 |
| Ravens | M. Stover 38 field goal | 3-3:05 |
| Ravens | A. Mitchell 90 field goal return (M. Stover kick) | 4-12:12 |
| Ravens | R. Lewis 50 interception return (M. Stover kick) | 4-6:41 |

Missed FG: A. Del Greco 45B, 31LU, 37B

Attendance: 68,527

| | Ravens | Titans |
|-------------------------|----------|----------|
| First downs | 6 | 23 |
| 3rd-down conversion-att | 2-11-18% | 5-16-31% |
| 4th-down conversion-att | 0-0-0% | 0-2-0% |
| Total yards | 134 | 317 |
| Rushing yards | 49 | 126 |
| Passing yards | 85 | 191 |
| Passes-comp.-Int. | 17-5-0 | 47-25-1 |
| Punts-avg. | 8-27.6 | 5-37.8 |
| Punt return yards | 1-4 | 2-5 |
| Kickoff return yards | 3-69 | 4-55 |
| Fumbles-lost | 0-0 | 0-0 |
| Penalties-yards | 7-50 | 6-55 |
| Field goals made-att | 1-1 | 1-4 |
| Time of possession | 19:31 | 40:29 |

| RUSHING | | | | | | | | | |
|---------------|-----------|------------|-----------|----------|---------------|-----------|-----------|-----------|----------|
| TITANS | Att | Yds | Lg | TD | RAVENS | Att | Yds | Lg | TD |
| E. George | 27 | 91 | 15 | 1 | Ja. Lewis | 17 | 47 | 14 | 1 |
| S. McNair | 5 | 31 | 11 | 0 | T. Dilfer | 4 | 1 | 4 | 0 |
| R. Thomas | 1 | 4 | 4 | 0 | Je. Lewis | 1 | 1 | 1 | 0 |
| | | | | | S. Gash | 1 | 0 | 0 | 0 |
| TOTALS | 33 | 126 | 15 | 1 | TOTALS | 23 | 49 | 14 | 1 |

| PASSING | | | | | | | | | |
|---------------|-----------|-----------|------------|------------|---------------|-----------|----------|------------|------------|
| TITANS | Att | Cmp | Yds | TD-I | RAVENS | Att | Cmp | Yds | TD-I |
| S. McNair | 46 | 24 | 176 | 0-1 | T. Dilfer | 16 | 5 | 117 | 0-0 |
| N. O'Donnell | 1 | 1 | 19 | 0-0 | T. Banks | 1 | 0 | 0 | 0-0 |
| TOTALS | 47 | 25 | 195 | 0-1 | TOTALS | 17 | 5 | 117 | 0-0 |

| RECEIVING | | | | | | | | | |
|---------------|-----------|------------|-----------|----------|---------------|----------|------------|-----------|----------|
| TITANS | Rec | Yds | Lg | TD | RAVENS | Rec | Yds | Lg | TD |
| E. George | 8 | 5 | 10 | 0 | Q. Ismail | 3 | 53 | 33 | 0 |
| D. Mason | 7 | 88 | 19 | 0 | S. Sharpe | 1 | 56 | 56 | 0 |
| F. Wycheck | 5 | 31 | 13 | 0 | B. Stokley | 1 | 8 | 8 | 0 |
| Y. Thigpen | 3 | 25 | 11 | 0 | | | | | |
| E. Kinney | 1 | 9 | 9 | 0 | | | | | |
| S. McNair | 1 | -10 | -10 | 0 | | | | | |
| TOTALS | 25 | 195 | 19 | 0 | TOTALS | 5 | 117 | 56 | 0 |

INDIVIDUAL DEFENSE (press box stats)

TITANS – Leading Tackler: R. Godfrey 7-2-9. Sacks: R. Godfrey 1.0, J. Fisk 1.0, H. Ford 1.0. Int.: None. FF: None. FR: None.

RAVENS – Leading Tackler: R. Lewis 9-3-12. Sacks: S. Adams 1.0. Int.: R. Lewis 1. FF: None. FR: None.

AFC DIVISIONAL PLAYOFF GAME – 2002
Tennessee 34, Pittsburgh 31 (OT)
January 11, 2003 • Adelphia Coliseum

Joe Nedney got a chance for redemption and made a 26-yard field goal 2:15 into overtime that gave the Titans a bruising 34-31 playoff victory over the Pittsburgh Steelers. The kick was the result of a penalty on the previous play by cornerback Dewayne Washington. He drew a 5-yard flag for running into Nedney, giving the kicker another chance after he hooked a 31-yard attempt wide right. Titans quarterback Steve McNair passed for 338 yards and two touchdowns in the game, while tight end Frank Wycheck set a career high with 123 yards on 10 receptions. The Titans scored the game's first 14 points on McNair and Eddie George runs before the Steelers responded with 20 unanswered points. Wycheck and Erron Kinney each caught touchdown passes in the second half. Nedney's game-winner gave the Titans their first victory in four playoff games against Pittsburgh and propelled them into the AFC Championship Game at Oakland.

| | | | | | | |
|-----------------------------|----|----|----|----|---|----|
| Pittsburgh | 0 | 13 | 7 | 11 | 0 | 31 |
| Tennessee | 14 | 0 | 14 | 3 | 3 | 34 |

| TEAM | SCORING PLAY | QTR-LEFT |
|----------|---|----------|
| Titans | S. McNair 8 run (J. Nedney kick) | 1-11:01 |
| Titans | E. George 1 run (J. Nedney kick) | 1-0:17 |
| Steelers | H. Ward 8 pass from T. Maddox (J. Reed kick) | 2-9:29 |
| Steelers | J. Reed 30 field goal | 2-6:47 |
| Steelers | J. Reed 39 field goal | 2-0:00 |
| Steelers | A. Zereoue 31 run (J. Reed kick) | 3-14:37 |
| Titans | F. Wycheck 7 pass from S. McNair (J. Nedney kick) | 3-9:37 |
| Titans | E. Kinney 2 pass from S. McNair (J. Nedney kick) | 3-4:38 |
| Steelers | H. Ward 21 pass from T. Maddox (H. Ward to P. Burress pass) | 4-10:09 |
| Steelers | J. Reed 40 yd. field goal | 4-8:30 |
| Titans | J. Nedney 42 yd. field goal | 4-5:40 |
| Titans | J. Nedney 26 yd. field goal | 5-12:45 |

Missed FG: J. Reed 44WL, J. Nedney 48WR

Attendance: 68,809

| | Steelers | Titans |
|-------------------------|----------|-----------|
| First downs | 21 | 29 |
| 3rd-down conversion-att | 4-14-29% | 12-18-67% |
| 4th-down conversion-att | 0-0-0% | 1-1-100% |
| Total yards | 324 | 430 |
| Rushing yards | 67 | 99 |
| Passing yards | 257 | 331 |
| Passes-comp.-Int. | 42-21-1 | 45-27-2 |
| Punts-avg. | 6-31.8 | 4-28.8 |
| Punt return yards | 2-14 | 1-9 |
| Kickoff return yards | 6-138 | 7-116 |
| Fumbles-lost | 0-0 | 2-2 |
| Penalties-yards | 6-41 | 8-92 |
| Field goals made-att | 3-4 | 2-3 |
| Time of possession | 24:43 | 37:32 |

| RUSHING | | | | | | | | | |
|---------------|-----------|-----------|-----------|----------|---------------|-----------|-----------|-----------|----------|
| TITANS | Att | Yds | Lg | TD | STEELERS | Att | Yds | Lg | TD |
| E. George | 15 | 33 | 9 | 1 | A. Zereoue | 14 | 49 | 31 | 1 |
| S. McNair | 8 | 29 | 8 | 1 | A. Randle El | 1 | 11 | 11 | 0 |
| D. Mason | 2 | 20 | 16 | 0 | J. Bettis | 3 | 6 | 4 | 0 |
| R. Holcombe | 11 | 17 | 11 | 0 | H. Ward | 2 | 1 | 1 | 0 |
| TOTALS | 36 | 99 | 16 | 2 | TOTALS | 20 | 67 | 31 | 1 |

| PASSING | | | | | | | | | |
|---------------|-----------|-----------|------------|------------|---------------|-----------|-----------|------------|------------|
| TITANS | Att | Cmp | Yds | TD-I | STEELERS | Att | Cmp | Yds | TD-I |
| S. McNair | 44 | 27 | 338 | 2-2 | T. Maddox | 41 | 21 | 266 | 2-1 |
| N. O'Donnell | 1 | 0 | 0 | 0-0 | A. Randle El | 1 | 0 | 0 | 0-0 |
| TOTALS | 45 | 27 | 338 | 2-0 | TOTALS | 42 | 21 | 266 | 2-1 |

| RECEIVING | | | | | | | | | |
|---------------|-----------|------------|-----------|----------|---------------|-----------|------------|-----------|----------|
| TITANS | Rec | Yds | Lg | TD | STEELERS | Rec | Yds | Lg | TD |
| F. Wycheck | 10 | 123 | 39 | 1 | H. Ward | 7 | 82 | 21 | 2 |
| D. Bennett | 7 | 85 | 20 | 0 | A. Randle El | 4 | 53 | 30 | 0 |
| D. Mason | 5 | 47 | 18 | 0 | T. Mathis | 3 | 40 | 22 | 0 |
| J. McCareins | 2 | 53 | 31 | 0 | P. Burress | 2 | 62 | 40 | 0 |
| E. Kinney | 2 | 20 | 18 | 1 | D. Kreider | 2 | 14 | 8 | 0 |
| R. Holcombe | 1 | 10 | 10 | 0 | A. Zereoue | 2 | 10 | 6 | 0 |
| | | | | | C. Ma'afala | 1 | 5 | 5 | 0 |
| TOTALS | 27 | 338 | 39 | 2 | TOTALS | 21 | 266 | 40 | 2 |

INDIVIDUAL DEFENSE (press box stats)

TITANS – Leading Tackler: K. Bulluck 5-4-9. Sacks: D. Mitchell 1.0. Int.: S. Rolle 1. FF: None. FR: None.

STEELERS – Leading Tackler: L. Flowers 9-2-11, L. Foote 7-4-11. Sacks: K. Von Oelhoffen 1.0. Int.: D. Townsend 1, C. Scott 1. FF: C. Hampton 1. FR: L. Flowers 1, A. Smith 1.

PLAYOFF GAME SUMMARIES

AFC CHAMPIONSHIP GAME – 2002

Oakland 41, Tennessee 24

January 19, 2003 • Network Associates Stadium

The Raiders scored 14 unanswered points in the fourth quarter, closing out the Titans 41-24 to advance to Super Bowl XXXVII against Tampa Bay. Steve McNair's second rushing touchdown of the game pulled Tennessee within 27-24 at the end of the third quarter, but Rich Gannon scored on a 2-yard run and Zack Crockett added a 7-yard scoring run, ending a drive that consumed 6:29 on the clock late in the contest. The game's momentum changed before halftime when Oakland turned back-to-back fumbles by Tennessee into 10 points to close out the first half, taking a 24-17 lead at intermission. The Titans had scored 10 unanswered points to take their first lead of the game, 17-14, on McNair's 9-yard rushing touchdown. But a fumble by Robert Holcombe turned into a 1-yard touchdown pass from Gannon to Doug Jolley two plays later. Then John Simon fumbled the ensuing kickoff which Sebastian Janikowski turned into a 43-yard field goal as time expired at intermission.

| | | | | | |
|-----------|----------|----|---|----|----|
| Tennessee | 7 | 10 | 7 | 0 | 24 |
| Oakland | 14 | 10 | 3 | 14 | 41 |

| TEAM | SCORING PLAY | QTR-LEFT |
|---------|---|----------|
| Raiders | J. Porter 3 pass from R. Gannon (S. Janikowski kick) | 1-10:59 |
| Titans | D. Bennett 33 pass from S. McNair (J. Nedney kick) | 1-5:59 |
| Raiders | C. Garner 12 pass from R. Gannon (S. Janikowski kick) | 1-2:47 |
| Titans | J. Nedney 29 field goal | 2-12:39 |
| Titans | S. McNair 9 run (J. Nedney kick) | 2-2:47 |
| Raiders | S. Jolley 1 pass from R. Gannon (S. Janikowski kick) | 2-1:00 |
| Raiders | S. Janikowski 43 field goal | 2-0:00 |
| Raiders | S. Janikowski 32 field goal | 3-4:29 |
| Titans | S. McNair 13 run (C. Hentrich kick) | 3-0:31 |
| Raiders | R. Gannon 2 run (S. Janikowski kick) | 4-11:27 |
| Raiders | Z. Crockett 7 run (S. Janikowski kick) | 4-3:25 |

Missed FG: None

Attendance: 62,544

| | Raiders | Titans |
|-------------------------|---------|----------|
| First downs | 25 | 28 |
| 3rd-down conversion-att | 4-9-44% | 6-12-50% |
| 4th-down conversion-att | 0-0-0% | 0-2-0% |
| Total yards | 375 | 312 |
| Rushing yards | 89 | 138 |
| Passing yards | 286 | 174 |
| Passes-comp.-Int. | 41-29-0 | 36-21-0 |
| Punts-avg. | 3-40 | 3-32.0 |
| Punt return yards | 0-0 | 1-11 |
| Kickoff return yards | 5-143 | 7-131 |
| Fumbles-lost | 3-1 | 2-2 |
| Penalties-yards | 14-127 | 7-60 |
| Field goals made-att | 2-2 | 1-1 |
| Time of possession | 26:25 | 33:35 |

| RUSHING | | | | | | | | | |
|-------------|-----|-----|----|----|-------------|-----|-----|----|----|
| TITANS | Att | Yds | Lg | TD | RAIDERS | Att | Yds | Lg | TD |
| E. George | 15 | 67 | 17 | 0 | R. Gannon | 8 | 41 | 14 | 1 |
| S. McNair | 5 | 53 | 16 | 2 | C. Garner | 7 | 36 | 18 | 0 |
| R. Holcombe | 9 | 24 | 7 | 0 | Z. Crockett | 1 | 7 | 7 | 1 |
| C. Hentrich | 1 | -6 | -6 | 0 | T. Wheatley | 1 | 5 | 5 | 0 |
| TOTALS | 30 | 138 | 17 | 2 | TOTALS | 17 | 89 | 18 | 2 |

| | | | | PASSING | | | | | |
|-----------|-----|-----|-----|---------|-----------|-----|-----|-----|------|
| TITANS | Att | Cmp | Yds | TD-I | RAIDERS | Att | Cmp | Yds | TD-I |
| S. McNair | 36 | 21 | 194 | 1-0 | R. Gannon | 41 | 29 | 286 | 3-0 |
| TOTALS | 36 | 21 | 194 | 1-0 | TOTALS | 41 | 29 | 286 | 3-0 |

| RECEIVING | | | | | | | | | |
|-------------|-----|-----|----|----|------------|-----|-----|----|----|
| TITANS | Rec | Yds | Lg | TD | RAIDERS | Rec | Yds | Lg | TD |
| D. Mason | 5 | 41 | 14 | 0 | T. Brown | 9 | 73 | 14 | 0 |
| R. Holcombe | 5 | 25 | 9 | 0 | C. Garner | 7 | 55 | 17 | 1 |
| F. Wycheck | 4 | 41 | 18 | 0 | J. Rice | 5 | 79 | 29 | 0 |
| D. Bennett | 3 | 58 | 33 | 1 | J. Porter | 4 | 52 | 31 | 1 |
| E. Kinney | 2 | 15 | 14 | 0 | D. Jolley | 3 | 13 | 7 | 1 |
| E. George | 1 | 9 | 9 | 0 | J. Ritchie | 1 | 14 | 14 | 0 |
| E. Berlin | 1 | 5 | 5 | 0 | | | | | |
| TOTALS | 21 | 194 | 33 | 1 | TOTALS | 29 | 286 | 31 | 3 |

INDIVIDUAL DEFENSE (press box stats)

TITANS – Leading Tackler: D. Mitchell 7-1-8. Sacks: None. Int.: None. FF: T. Williams 1, K. Carter 1. FR: S. Rolle 1.

RAIDERS – Leading Tackler: E. Barton 7-1-8, C. Woodson 5-3-8. Sacks: N. Harris 1, J. Parrella 1. Int.: None. FF: E. Barton 1. FR: A. Dorsett 1.

AFC WILD CARD PLAYOFF GAME – 2003

Tennessee 20, Baltimore 17

January 3, 2004 – M&T Bank Stadium

NFL career scoring leader Gary Anderson kicked a 46-yard field goal with 29 seconds left after a courageous effort by a limping Steve McNair, giving the Titans a 20-17 victory in the first-round AFC Wild Card playoff game. McNair, named the league's co-MVP just 24 hours before kickoff, engineered an eight-play, 35-yard drive to set up the winning kick, and Eddie George finished with 88 yards on 25 carries, despite playing with a dislocated shoulder in the second half. In the process, Tennessee snapped a five-game losing streak against the Ravens. The Titans held 2003 NFL rushing champion Jamal Lewis to a season-low 35 yards. The Titans got the better of Ravens linebacker Ray Lewis, the AP NFL Defensive Player of the Year. George ran repeatedly at him all game, dispelling any myth that Lewis owned the 1-on-1 battle. The Titans took a 14-10 lead in the third quarter when McNair threw a 49-yard touchdown pass to Justin McCareins. Tennessee took a 7-0 lead in the first quarter on Chris Brown's first career touchdown from six yards out. The Titans held Lewis to 12 yards rushing on seven carries in the first half and outgained Baltimore 108-15 in the first quarter.

| | | | | | |
|-----------|---------|---|---|---|----|
| Tennessee | 7 | 0 | 7 | 6 | 20 |
| Baltimore | 7 | 3 | 0 | 7 | 17 |

| TEAM | SCORING PLAY | QTR-LEFT |
|--------|--|----------|
| Titans | C. Brown 6 run (G. Anderson kick) | 1-8:54 |
| Ravens | W. Demps 56 interception return (M. Stover kick) | 1-6:12 |
| Ravens | M. Stover 43 field goal | 2-1:55 |
| Titans | J. McCareins 49 pass from S. McNair (G. Anderson kick) | 3-7:59 |
| Titans | G. Anderson 45 field goal | 4-9:13 |
| Ravens | T. Heap 35 pass from A. Wright (M. Stover kick) | 4-4:30 |
| Titans | G. Anderson 46 field goal | 4-0:29 |

Missed FG: None

Attendance: 69,452

| | Ravens | Titans |
|-------------------------|----------|----------|
| First downs | 12 | 16 |
| 3rd-down conversion-att | 3-12-25% | 6-15-40% |
| 4th-down conversion-att | 0-0-0% | 0-0-0% |
| Total yards | 255 | 324 |
| Rushing yards | 54 | 165 |
| Passing yards | 201 | 159 |
| Passes-comp.-Int. | 37-20-2 | 23-14-3 |
| Punts-avg. | 8-48.8 | 6-44.7 |
| Punt return yards | 2-2 | 6-70 |
| Kickoff return yards | 4-79 | 4-61 |
| Fumbles-lost | 1-0 | 0-0 |
| Penalties-yards | 8-70 | 6-55 |
| Field goals made-att | 1-1 | 2-2 |
| Time of possession | 24:52 | 35:08 |

| RUSHING | | | | | | | | | |
|-----------|-----|-----|----|----|-----------|-----|-----|----|----|
| TITANS | Att | Yds | Lg | TD | RAVENS | Att | Yds | Lg | TD |
| E. George | 25 | 88 | 13 | 0 | J. Lewis | 14 | 35 | 8 | 0 |
| C. Brown | 11 | 61 | 16 | 1 | A. Wright | 2 | 19 | 11 | 0 |
| S. McNair | 4 | 16 | 9 | 0 | | | | | |
| TOTALS | 40 | 165 | 16 | 1 | TOTALS | 16 | 54 | 11 | 0 |

| | | | | PASSING | | | | | | | |
|-----------|-----|-----|-----|---------|-----------|-----|-----|-----|------|--|--|
| TITANS | Att | Cmp | Yds | TD-I | RAVENS | Att | Cmp | Yds | TD-I | | |
| S. McNair | 23 | 14 | 159 | 1-3 | A. Wright | 37 | 20 | 214 | 1-2 | | |
| TOTALS | 23 | 12 | 159 | 1-3 | TOTALS | 37 | 20 | 214 | 1-2 | | |

| RECEIVING | | | | | | | | | |
|--------------|-----|-----|----|----|-------------|-----|-----|----|----|
| TITANS | Rec | Yds | Lg | TD | RAVENS | Rec | Yds | Lg | TD |
| D. Mason | 3 | 28 | 12 | 0 | T. Taylor | 7 | 82 | 30 | 0 |
| J. McCareins | 2 | 62 | 49 | 1 | T. Heap | 6 | 80 | 35 | 1 |
| F. Wycheck | 2 | 17 | 14 | 0 | C. Taylor | 2 | 19 | 16 | 0 |
| E. Kinney | 2 | 12 | 6 | 0 | T. Jones | 2 | 16 | 9 | 0 |
| E. George | 2 | 9 | 6 | 0 | J. Lewis | 2 | 4 | 6 | 0 |
| D. Bennett | 1 | 17 | 17 | 0 | M. Robinson | 1 | 13 | 13 | 0 |
| T. Calico | 1 | 12 | 12 | 0 | | | | | |
| C. Brown | 1 | 2 | 2 | 0 | | | | | |
| TOTALS | 14 | 159 | 49 | 1 | TOTALS | 20 | 214 | 35 | 1 |

INDIVIDUAL DEFENSE (press box stats)

TITANS – Leading Tackler: K. Bulluck 8-0-8. Sacks: A. Haynesworth 1.0, K. Carter 1. Int.: S. Rolle 1, A. Dyson 1. FF: None. FR: None.

RAVENS – Leading Tackler: R. Lewis 11-6-17. Sacks: None. Int.: W. Demps 1, C. McAlister 1, E. Reed 1. FF: None. FR: None.

PLAYOFF GAME SUMMARIES

AFC DIVISIONAL PLAYOFF GAME – 2003
New England 17, Tennessee 14
January 10, 2004 – Gillette Stadium

NFL co-MVP Steve McNair almost single-handedly took Tennessee downfield in the final minutes. But the man playing with a cracked bone spur in his left ankle saw his final pass fall in and out of the hands of Drew Bennett with 1:45 remaining in a 17-14 playoff loss to the eventual Super Bowl champion New England Patriots. The Titans (13-5) were trying to return to the AFC Championship for the third time in five seasons, and McNair nearly got them there. He tied the game with an 11-yard touchdown pass to Derrick Mason in the third quarter on a drive in which he was a perfect five of five for 59 yards. But the Titans came up just short on the final drive that included a pair of controversial calls against Tennessee. The game-time temperature at kickoff was four degrees with a wind-chill of minus 10. Winds were blowing at 10 mph. It marked the coldest game in both Patriots and Titans history. Rookie running back Chris Brown scored his second career touchdown – and second of the post-season – when he crossed the end zone from five yards out to tie the game at 7 in the first quarter.

Tennessee 7 0 7 0 14
 New England 7 7 0 3 17

| TEAM | SCORING PLAY | QTR-LEFT |
|----------|--|----------|
| Patriots | B. Johnson 41 pass from T. Brady (A. Vinatieri kick) | 1-10:59 |
| Titans | C. Brown 5 run (G. Anderson kick) | 1-7:31 |
| Patriots | A. Smith 1 run (A. Vinatieri kick) | 2-13:46 |
| Titans | D. Mason 11 pass from S. McNair (G. Anderson kick) | 3-4:14 |
| Patriots | A. Vinatieri 46 yd. field goal | 4-4:06 |

Missed FG: G. Anderson 31B, A. Vinatieri 44WL
Attendance: 68,436

| | Patriots | Titans |
|-------------------------|----------|----------|
| First downs | 18 | 16 |
| 3rd-down conversion-att | 7-16-44% | 7-13-54% |
| 4th-down conversion-att | 2-3-67% | 0-1-0% |
| Total yards | 297 | 284 |
| Rushing yards | 96 | 84 |
| Passing yards | 201 | 200 |
| Passes-comp.-Int. | 41-21-0 | 26-18-1 |
| Punts-avg. | 4-27.0 | 4-34.0 |
| Punt return yards | 1-9 | 0-0 |
| Kickoff return yards | 3-48 | 4-92 |
| Fumbles-lost | 1-1 | 0-0 |
| Penalties-yards | 2-14 | 9-55 |
| Field goals made-att | 1-2 | 0-1 |
| Time of possession | 28:02 | 31:58 |

| RUSHING | | | | | | | | | |
|---------------|-----------|-----------|-----------|----------|---------------|-----------|-----------|-----------|----------|
| TITANS | Att | Yds | Lg | TD | PATRIOTS | Att | Yds | Lg | TD |
| E. George | 16 | 48 | 9 | 0 | A. Smith | 16 | 69 | 17 | 1 |
| C. Brown | 7 | 35 | 13 | 1 | K. Faulk | 5 | 22 | 8 | 0 |
| S. McNair | 2 | 11 | 12 | 0 | T. Brady | 5 | 5 | 5 | 0 |
| F. Wycheck | 1 | -10 | -10 | 0 | L. Centers | 1 | 0 | 0 | 0 |
| TOTALS | 26 | 84 | 13 | 1 | TOTALS | 27 | 96 | 17 | 1 |

| PASSING | | | | | | | | | |
|---------------|-----------|-----------|------------|------------|---------------|-----------|-----------|------------|------------|
| TITANS | Att | Cmp | Yds | TD-I | PATRIOTS | Att | Cmp | Yds | TD-I |
| S. McNair | 26 | 18 | 210 | 1-1 | T. Brady | 41 | 21 | 201 | 1-0 |
| TOTALS | 26 | 18 | 210 | 1-1 | TOTALS | 41 | 21 | 201 | 1-0 |

| RECEIVING | | | | | | | | | |
|---------------|-----------|------------|-----------|----------|---------------|-----------|------------|-----------|----------|
| TITANS | Rec | Yds | Lg | TD | PATRIOTS | Rec | Yds | Lg | TD |
| D. Mason | 7 | 90 | 28 | 1 | D. Givens | 4 | 26 | 8 | 0 |
| D. Bennett | 3 | 48 | 24 | 0 | C. Fauria | 3 | 42 | 19 | 0 |
| J. McCareins | 2 | 21 | 11 | 0 | K. Faulk | 3 | 31 | 19 | 0 |
| F. Wycheck | 2 | 9 | 6 | 0 | D. Branch | 3 | 10 | 6 | 0 |
| E. George | 2 | 7 | 4 | 0 | B. Johnson | 2 | 55 | 41 | 1 |
| T. Calico | 1 | 30 | 30 | 0 | T. Brown | 2 | 11 | 7 | 0 |
| E. Kinney | 1 | 5 | 5 | 0 | D. Ward | 1 | 22 | 22 | 0 |
| | | | | | L. Centers | 1 | 4 | 4 | 0 |
| | | | | | A. Smith | 1 | 1 | 1 | 0 |
| | | | | | D. Graham | 1 | -1 | -1 | 0 |
| TOTALS | 18 | 210 | 30 | 1 | TOTALS | 21 | 201 | 41 | 1 |

INDIVIDUAL DEFENSE (press box stats)

TITANS – Leading Tackler: P. Sirmon 9-3-12. Sacks: None. Int.: None. FF: K. Carter 1. FR: C. Hall 1.

PATRIOTS – Leading Tackler: T. Bruschi 5-4-9. Sacks: W. McGinest 2.0, M. Vrabel 1.0. Int.: R. Harrison 1. FF: None. FR: None.

AFC WILD CARD – 2007
Chargers 17, Titans 6
January 6, 2008 – Qualcomm Stadium

A pair of Rob Bironas field goals and a defense that held San Diego to 94 first-half yards enabled the Titans to take a 6-0 halftime lead in their first playoff game in four years. But San Diego scored 17 unanswered points in the second half, exploding for 256 yards, in a 17-6 victory at Qualcomm Stadium. Running back LaDainian Tomlinson was held to 42 yards, but got to celebrate the first playoff victory in three tries in his brilliant career. The Titans bottled up Tomlinson, the two-time NFL rushing champion, and dared quarterback Philip Rivers to beat them. The second-year starter did just that, throwing a 25-yard touchdown pass to Vincent Jackson late in the third quarter that gave San Diego its first lead at 10-6. Tomlinson finally found the end zone midway through the fourth quarter on a fourth-down leap over the pile from inside the 1-yard line that survived a video replay. Tennessee's defense dominated in the first half, holding San Diego to just 10 total yards and without a first down in the first quarter.

Tennessee 3 3 0 0 6
 San Diego 0 0 10 7 17

| TEAM | SCORING PLAY | QTR-LEFT |
|----------|---|----------|
| Titans | R. Bironas 30 field goal | 1- 9:37 |
| Titans | R. Bironas 44 field goal | 2- 0:00 |
| Chargers | N. Kaeding 20 field goal | 3- 9:41 |
| Chargers | V. Jackson 25 pass from P. Rivers (N. Kaeding kick) | 3- 2:35 |
| Chargers | L. Tomlinson 1 run (N. Kaeding kick) | 4- 8:45 |

Missed FG: Kaeding, SD (45WR); Bironas, Tenn. (38WL)
Attendance: 65,640

| | Titans | Chargers |
|-------------------------|----------|----------|
| First downs | 15 | 17 |
| 3rd-down conversion-att | 9-16-56% | 8-15-53% |
| 4th-down conversion-att | 0-0-0% | 1-1-100% |
| Total yards | 248 | 350 |
| Rushing yards | 119 | 68 |
| Passing yards | 129 | 282 |
| Passes-comp.-Int. | 29-16-1 | 30-19-1 |
| Sacked-yards | 3-9 | 1-10 |
| Punts-avg. | 5-39.6 | 4-40.8 |
| Punt return yards | 2-15 | 2-12 |
| Kickoff return yards | 4-71 | 2-40 |
| Fumbles-lost | 1-1 | 1-0 |
| Penalties-yards | 6-38 | 5-53 |
| Field goals made-att | 2-3 | 1-2 |
| Time of possession | 27:41 | 32:19 |

| RUSHING | | | | | | | | | |
|---------------|-----------|------------|-----------|----------|---------------|-----------|-----------|-----------|----------|
| TITANS | Att | Yds | Lg | TD | CHARGERS | Att | Yds | Lg | TD |
| L. White | 19 | 69 | 13 | 0 | L. Tomlinson | 21 | 42 | 12 | 1 |
| A. Hall | 3 | 14 | 11 | 0 | M. Turner | 9 | 28 | 11 | 0 |
| C. Brown | 4 | 13 | 5 | 0 | P. Rivers | 2 | -2 | -1 | 0 |
| V. Young | 2 | 12 | 9 | 0 | | | | | |
| C. Davis | 1 | 11 | 11 | 0 | | | | | |
| C. Henry | 1 | 0 | 0 | 0 | | | | | |
| TOTALS | 30 | 119 | 13 | 0 | TOTALS | 32 | 68 | 12 | 1 |

| PASSING | | | | | | | | | |
|---------------|-----------|-----------|------------|------------|---------------|-----------|-----------|------------|------------|
| TITANS | Att | Cmp | Yds | TD-I | CHARGERS | Att | Cmp | Yds | TD-I |
| V. Young | 29 | 16 | 138 | 0-1 | P. Rivers | 30 | 19 | 292 | 1-1 |
| TOTALS | 29 | 16 | 138 | 0-1 | TOTALS | 30 | 19 | 292 | 1-1 |

| RECEIVING | | | | | | | | | |
|---------------|-----------|------------|-----------|----------|----------------|-----------|------------|-----------|----------|
| TITANS | Rec | Yds | Lg | TD | CHARGERS | Rec | Yds | Lg | TD |
| B. Troupe | 3 | 44 | 26 | 0 | C. Chambers | 6 | 121 | 39 | 0 |
| E. Moulds | 3 | 18 | 10 | 0 | V. Jackson | 5 | 114 | 34 | 1 |
| B. Hartsock | 3 | 16 | 6 | 0 | L. Tomlinson | 3 | 19 | 9 | 0 |
| B. Ealy | 2 | 17 | 9 | 0 | B. Manumaleuna | 2 | 18 | 9 | 0 |
| C. Davis | 2 | 11 | 7 | 0 | A. Gates | 2 | 15 | 16 | 0 |
| J. Gage | 1 | 19 | 19 | 0 | C. Davis | 1 | 5 | 5 | 0 |
| A. Hall | 1 | 16 | 16 | 0 | | | | | |
| L. White | 1 | -3 | -3 | 0 | | | | | |
| TOTALS | 16 | 138 | 26 | 0 | TOTALS | 19 | 292 | 39 | 1 |

INDIVIDUAL DEFENSE

(Opponents - press box stats; Titans - coaching stats)

TITANS – Leading Tackler: K. Bulluck 10-8-2. Sacks: C. Finnegan 1-10. Int.: C. Finnegan 1. FF: C. Finnegan 1. FR: None.

CHARGERS – Leading Tackler: S. Phillips 10-9-1. Sacks: S. Merriman 1-4, J. Cesaire 1-3, L. Castillo 1-2. Int.: D. Florence 1. FF: S. Merriman 1. FR: S. Phillips 1.

PLAYOFF GAME SUMMARIES

AFC DIVISIONAL GAME - 2008
Titans 10, Ravens 13
Saturday, Jan. 10, 2009 • LP Field

Matt Stover connected on a 43-yard field goal with under a minute to play that proved to the difference as the Ravens defeated the Titans 13-10 in a Divisional Round playoff game at LP Field. Despite being outgained 391-211 in totals yards and gaining nine first downs to Tennessee's 21, Baltimore forced three turnovers, all as the Titans were driving inside the Ravens' 30-yard line. Receiver Justin Gage caught a career-high 10 balls for 135 yards, second in his career only to his 147-yard effort in Jacksonville earlier in the season. The Titans were held without a sack for the first time since Week 8. It marked only the third time all season that the Titans did not force a turnover. Defensively, Tennessee held a Baltimore rushing attack averaging four yards-per-carry to 50 yards on 30 carries. Chris Johnson rushed for 72 yards in the first quarter before leaving the game with an injured ankle.

Baltimore 7 0 0 6 13
Tennessee 7 0 0 3 10

| TEAM | SCORING PLAY | QTR-LEFT |
|--------|--|----------|
| Titans | C. Johnson 8 run (R. Bironas kick) | 1- 4:38 |
| Ravens | D. Mason 48 pass from J. Flacco (M. Stover kick) | 1- 1:20 |
| Ravens | M. Stover 21 field goal | 4-14:10 |
| Titans | R. Bironas 27 field goal | 4- 4:23 |
| Ravens | M. Stover 43 field goal | 4- 0:53 |

Missed FG: R. Bironas, Tenn. (51WL)

Attendance: 69,143

| | Ravens | Titans |
|-------------------------|----------|----------|
| First downs | 9 | 21 |
| 3rd-down conversion-att | 3-13-23% | 4-14-29% |
| 4th-down conversion-att | 0-0-0% | 0-2-0% |
| Total yards | 211 | 391 |
| Rushing yards | 50 | 116 |
| Passing yards | 161 | 275 |
| Passes-comp.-Int. | 22-11-0 | 42-26-1 |
| Sacked-yards | 0-0 | 1-6 |
| Punts-avg. | 8-42.8 | 4-53.3 |
| Punt return yards | 1-29 | 3-8 |
| Kickoff return yards | 1-15 | 4-104 |
| Fumbles-lost | 0-0 | 5-2 |
| Penalties-yards | 8-40 | 12-89 |
| Field goals made-att | 2-2 | 1-2 |
| Time of possession | 25:53 | 34:07 |

| RUSHING | | | | | | | | | |
|---------------|-----------|-----------|-----------|----------|---------------|-----------|------------|-----------|----------|
| RAVENS | Att | Yds | Lg | TD | TITANS | Att | Yds | Lg | TD |
| W. McGahee | 12 | 32 | 11 | 0 | C. Johnson | 11 | 72 | 32 | 1 |
| L. McClain | 12 | 12 | 8 | 0 | L. White | 15 | 45 | 12 | 0 |
| J. Flacco | 5 | 5 | 3 | 0 | K. Collins | 1 | 0 | 0 | 0 |
| L. Neal | 1 | 1 | 1 | 0 | Q. Ganther | 1 | -1 | -1 | 0 |
| TOTALS | 30 | 50 | 11 | 0 | TOTALS | 28 | 116 | 32 | 1 |

| PASSING | | | | | | | | | |
|---------------|-----------|-----------|------------|------------|---------------|-----------|-----------|------------|------------|
| RAVENS | Att | Cmp | Yd | TD-I | TITANS | Att | Cmp | Yd | TD-I |
| J. Flacco | 22 | 11 | 161 | 1-0 | K. Collins | 42 | 26 | 281 | 0-1 |
| TOTALS | 22 | 11 | 161 | 1-0 | TOTALS | 42 | 26 | 281 | 0-1 |

| RECEIVING | | | | | | | | | |
|---------------|-----------|------------|-----------|----------|---------------|-----------|------------|-----------|----------|
| RAVENS | Rec | Yds | Lg | TD | TITANS | Rec | Yds | Lg | TD |
| D. Mason | 5 | 78 | 48 | 1 | J. Gage | 10 | 135 | 24 | 0 |
| M. Clayton | 2 | 45 | 37 | 0 | L. White | 4 | 35 | 19 | 0 |
| T. Heap | 1 | 23 | 23 | 0 | B. Scaife | 4 | 23 | 14 | 0 |
| L. Neal | 1 | 7 | 7 | 0 | J. McCareins | 2 | 24 | 17 | 0 |
| D. Wilcox | 1 | 4 | 4 | 0 | B. Jones | 2 | 16 | 11 | 0 |
| W. McGahee | 1 | 4 | 4 | 0 | A. Crumpler | 2 | 9 | 7 | 0 |
| | | | | | C. Johnson | 1 | 28 | 28 | 0 |
| | | | | | A. Hall | 1 | 11 | 11 | 0 |
| TOTALS | 11 | 161 | 48 | 1 | TOTALS | 26 | 281 | 28 | 0 |

INDIVIDUAL DEFENSE

(Titans - Coaching Stats; Opponents - Press Box Stats)

TITANS – Leading Tacklers: Bulluck 8-5-3. Sacks: None. Int.: None. FF: None. FR: None.

RAVENS – Leading Tacklers: R. Lewis 11-8-3, B. Scott 11-9-2. Sacks: T. Suggs 1. Int.: S. Rolle 1. FF: Johnson 1, Leonhard 1, Lewis 1. FR: Leonhard 1, Washington 1.

PLAYOFF GAME SUMMARIES



Titans 22, Chiefs 21

Wild Card • Saturday, Jan. 6, 2018 • 3:35 p.m. CT • Arrowhead Stadium



GAME RECAP

In Week 1 of the 2017 playoffs, the Titans traveled to Kansas City to face the Chiefs on Wild Card weekend. Tennessee scored 19 unanswered points in the second half and did not allow the Chiefs to score in the third or fourth quarter, as the Titans won by a score of 22-21 and advanced to the Divisional Round.

Both the Chiefs and Titans punted on their opening possessions. On Kansas City's second possession, Chiefs QB **Alex Smith** drove his offense down the field with help by a 45-yard reception from Chiefs WR **Tyreek Hill** and a 27-yard reception from Chiefs TE **Travis Kelce**. On second-and-one from the Tennessee one-yard line, Chiefs RB **Kareem Hunt** ran up the middle for a one-yard touchdown and a 7-0 Chiefs lead. On the following Kansas City possession, the Chiefs doubled their lead as Smith hit Kelce for a 13-yard touchdown to put Kansas City up, 14-0.

With the Titans offense driving in the second quarter, QB **Marcus Mariota** had the ball on the Kansas City 21-yard line. On second-and-10, he threw an interception to Chiefs CB **Marcus Peters** who returned the pick for 28 yards. However, the Tennessee defense came up big as Kansas City couldn't capitalize and was forced to punt. As the Titans regained possession, Mariota connected with TE **Delanie Walker** for a 22-yard reception and WR **Corey Davis** for an 11-yard catch. The Titans entered field goal range and got on the board with a 49-yard kick, 14-3 Chiefs. Kansas City took the field and strung together a 79-yard scoring drive that culminated in a 14-yard touchdown pass from Smith to Chiefs WR **Demarcus Robinson** with three seconds left to play in the second quarter. Kansas City took a 21-3 lead into halftime.

On the Titans' first drive of the second half, Mariota led the offense into the red zone after he rushed for two first downs and RB **Derrick Henry** contributed both a 29-yard receiving and 12-yard rushing first down. On third-and-six from the Kansas City six-yard line, Mariota's pass was deflected by Chiefs CB **Darrelle Revis**, but it bounced back into Mariota's hands and he ran it in for a touchdown. Mariota became the first quarterback to catch a touchdown pass in a playoff game since the 1970 AFC-NFC merger, and he also became the first quarterback in league history to complete a touchdown pass to himself in the playoffs. Tennessee narrowed the Chiefs lead, 21-10.

The Titans had the ball at the Kansas City 35-yard line to start the fourth quarter, and on the second play Henry ran up the middle for a 35-yard touchdown. Tennessee attempted a two-point conversion but failed as they edged closer, 21-16 Kansas City. After forcing the Chiefs to punt, Tennessee regained possession and tacked on another score as Mariota hit WR **Eric Decker** for a 22-yard touchdown. The two-point conversion failed as Tennessee took the lead, 22-21.

Kansas City couldn't string together a comeback as the Titans came back from the second-largest deficit by a road team in NFL playoff history to win their first postseason contest in 14 years.

SCORING

| | 1 | 2 | 3 | 4 | Final |
|-------------|----|---|---|----|-------|
| Tennessee | 0 | 3 | 7 | 12 | 22 |
| Kansas City | 14 | 7 | 0 | 0 | 21 |

| TEAM | SCORING PLAY | TIME |
|--------|---|---------|
| Chiefs | K.Hunt 1 yd. run (H.Butker kick) | 1-7:37 |
| Chiefs | T.Kelce 13 yd. pass from A.Smith (H.Butker kick) | 1-2:15 |
| Titans | R.Succop 49 yd. Field Goal | 2-1:55 |
| Chiefs | D.Robinson 14 yd. pass from A.Smith (H.Butker kick) | 2-0:03 |
| Titans | M.Mariota 6 yd. pass from M.Mariota (R.Succop kick) | 3-6:31 |
| Titans | D.Henry 35 yd. run (pass failed) | 4-14:08 |
| Titans | E.Decker 22 yd. pass from M.Mariota (pass failed) | 4-6:06 |

Missed FGs: H. Butker 48LU

Attendance: 73,319

Time of Game: 3:14

Weather: 33° F, wind SE 10 mph

Referee: Jeff Triplette



TEAM STATISTICS

| | Titans | Chiefs |
|----------------------------|----------|----------|
| TOTAL FIRST DOWNS | 23 | 19 |
| THIRD DOWN EFFICIENCY | 8-13-62% | 4-11-36% |
| FOURTH DOWN EFFICIENCY | 0-0-0% | 0-1-0% |
| TOTAL NET YARDS | 397 | 325 |
| Plays - Avg. | 64-6.2 | 53-6.1 |
| NET YARDS RUSHING | 202 | 69 |
| Rushes - Avg. | 31-6.5 | 16-4.3 |
| NET YARDS PASSING | 195 | 256 |
| Sacks - Yards Lost | 2-10 | 4-8 |
| PASS ATT-COMP-INT | 31-19-1 | 33-24-0 |
| PUNTS - Avg. | 3-43.7 | 5-50.0 |
| PUNT RETURNS - Yards | 3-18 | 2-8 |
| KICKOFF RETURNS - Yards | 3-55 | 4-83 |
| INTERCEPTIONS - Yards | 0-0 | 1-28 |
| PENALTIES Number and Yards | 8-50 | 8-68 |
| FUMBLES - Lost | 2-1 | 0-0 |
| TOUCHDOWNS | 3 | 3 |
| FIELD GOALS Made-Attempts | 1-1 | 0-1 |
| RED ZONE EFFICIENCY | 1-2-50% | 3-3-100% |
| GOAL TO GO EFFICIENCY | 1-1-100% | 1-1-100% |
| SAFETIES | 0 | 0 |
| GIVEAWAYS | 2 | 0 |
| TAKEAWAYS | 0 | 2 |
| TIME OF POSSESSION | 32:28 | 27:32 |

TITANS STARTERS

| OFFENSE | | | DEFENSE | | |
|---------|------------|--------|--------------|--|--|
| WR 18 | R.Matthews | DE 94 | A.Johnson | | |
| TE 82 | D.Walker | DT 99 | J.Casey | | |
| LT 77 | T.Lewan | OLB 91 | D.Morgan | | |
| LG 67 | Q.Spain | ILB 59 | W.Woodyard | | |
| C 60 | B.Jones | ILB 54 | A.Williamson | | |
| RG 64 | J.Kline | OLB 98 | B.Orakpo | | |
| RT 78 | J.Conklin | CB 25 | A.Jackson | | |
| TE 81 | J.Smith | SS 37 | J.Cyprien | | |
| WR 84 | C.Davis | FS 31 | K.Byard | | |
| QB 8 | M.Mariota | CB 26 | L.Ryan | | |
| RB 22 | D.Henry | CB 33 | T.Smith | | |

CHIEFS STARTERS

| OFFENSE | | | DEFENSE | | |
|---------|-------------------|---------|------------|--|--|
| WR 10 | T.Hill | LDE 95 | C.Jones | | |
| LT 72 | E.Fisher | NT 96 | B.Logan | | |
| LG 70 | B.Witzmann | RDE 97 | A.Bailey | | |
| C 73 | Z.Fulton | LOLB 50 | J.Houston | | |
| RG 76 | L.Duvernay-Tardif | LILB 56 | D.Johnson | | |
| RT 71 | M.Schwartz | RILB 59 | R.Ragland | | |
| TE 87 | T.Kelce | ROLB 51 | F.Zombo | | |
| WR 14 | D.Robinson | LCB 22 | M.Peters | | |
| WR 12 | A.Wilson | RCB 20 | S.Nelson | | |
| QB 11 | A.Smith | S 38 | R.Parker | | |
| RB 27 | K.Hunt | S 49 | D.Sorensen | | |

TITANS INDIVIDUAL STATISTICS

| Rushing | Att | Yds | Avg | Lg | TD |
|--------------|-----------|------------|------------|-----------|----------|
| D.Henry | 23 | 156 | 6.8 | 35 | 1 |
| M.Mariota | 8 | 46 | 5.8 | 17 | 0 |
| Total | 31 | 202 | 6.5 | 35 | 1 |

| Passing | Att | Cmp | Yds | TD | Lg | IN | Rt |
|--------------|-----------|-----------|------------|----------|-----------|----------|-------------|
| M. Mariota | 31 | 19 | 205 | 2 | 29 | 1 | 88.8 |
| Total | 31 | 19 | 205 | 2 | 29 | 1 | 88.8 |

| Receiving | No | Yds | Avg | Lg | TD |
|--------------|-----------|------------|-------------|-----------|----------|
| D.Walker | 6 | 74 | 12.3 | 22 | 0 |
| C.Davis | 4 | 35 | 8.8 | 13 | 0 |
| D.Henry | 2 | 35 | 17.5 | 29 | 0 |
| E.Decker | 2 | 21 | 10.5 | 22 | 1 |
| J.Smith | 2 | 15 | 7.5 | 10 | 0 |
| R.Matthews | 1 | 15 | 15.0 | 15 | 0 |
| M.Mariota | 1 | 6 | 6.0 | 6 | 1 |
| T.Taylor | 1 | 4 | 4.0 | 4 | 0 |
| Total | 19 | 205 | 10.8 | 29 | 2 |

| Interceptions | No | Yds | Avg | Lg | TD |
|---------------|----------|----------|----------|----------|----------|
| Total | 0 | 0 | - | - | 0 |

Leading Tacklers (Coaching Totals)

J. Casey 8-4-4; W. Woodyard 8-4-4; D. Morgan 7-5-2

Sacks: B. Orakpo 1.5; D. Morgan 1; S. Williams 1; W. Woodyard 0.5 FF: None FR: None

CHIEFS INDIVIDUAL STATISTICS

| Rushing | Att | Yds | Avg | Lg | TD |
|--------------|-----------|-----------|------------|-----------|----------|
| K.Hunt | 11 | 42 | 3.8 | 16 | 1 |
| T.Hill | 1 | 14 | 14.0 | 14 | 0 |
| A.Smith | 4 | 13 | 3.3 | 11 | 0 |
| Total | 16 | 69 | 4.3 | 16 | 1 |

| Passing | Att | Cmp | Yds | TD | Lg | IN | Rt |
|--------------|-----------|-----------|------------|----------|-----------|----------|---------------|
| A. Smith | 33 | 24 | 264 | 2 | 45 | 0 | 0116.2 |
| Total | 33 | 24 | 264 | 2 | 45 | 0 | 0116.2 |

| Receiving | No | Yds | Avg | Lg | TD |
|--------------|-----------|------------|-------------|-----------|----------|
| T.Hill | 7 | 87 | 12.4 | 45 | 0 |
| T.Kelce | 4 | 66 | 16.5 | 27 | 1 |
| D.Robinson | 4 | 57 | 14.3 | 15 | 1 |
| K.Hunt | 3 | 5 | 1.7 | 7 | 0 |
| A.Wilson | 2 | 26 | 13.0 | 18 | 0 |
| D.Harris | 2 | 22 | 11.0 | 13 | 0 |
| C.West | 2 | 1 | 0.5 | 3 | 0 |
| Total | 24 | 264 | 11.0 | 45 | 2 |

| Interceptions | No | Yds | Avg | Lg | TD |
|---------------|----------|-----------|-------------|-----------|----------|
| M. Peters | 1 | 28 | 28.0 | 28 | 0 |
| Total | 1 | 28 | 28.0 | 28 | 0 |

Leading Tacklers (Press Box Totals)

R. Ragland 9-5-4; D. Johnson 8-6-2; F. Zombo 7-3-4

Sacks: J. Houston 1; D. Johnson 1 FF: K. Pierre-Louis 1 FR: None

TITANS-PATRIOTS: GAME SUMMARY



Titans 14, Patriots 35

Divisional Round • Saturday, Jan. 13, 2018 • 8:15 p.m. ET • Gillette Stadium



GAME RECAP

In the AFC Divisional Playoff round of the 2017 season, the Titans traveled to New England to face the Patriots and were eliminated from postseason contention with a 35-14 loss.

The Titans defense forced New England to punt on both of the Patriots' first quarter possessions. On Tennessee's second possession of the game, the Titans drove efficiently down the field and constructed a 95-yard scoring drive. QB **Marcus Mariota** scrambled for two first downs, and connected with both TE **Delanie Walker** for a 36-yard pass and WR **Rishard Matthews** for an eight-yard third-down conversion pass. The drive resulted in Mariota hitting WR **Corey Davis** for a 15-yard touchdown as the Titans took an early 7-0 Titans lead.

In the second quarter, New England responded with three consecutive touchdown drives. Patriots RB **James White** scored on back-to-back possessions, first on a five-yard touchdown pass from Patriots QB **Tom Brady**, and on the ensuing drive, White rushed into the endzone for a six-yard touchdown. The Patriots got ahead, 14-7. On New England's third possession of the second quarter, Brady led the Patriots on a 91-yard scoring drive that resulted in a four-yard touchdown pass to Patriots WR **Chris Hogan**. New England took a 21-7 lead heading into halftime.

In the third quarter, Patriots RB **Brandon Bolden** rushed in a two-yard touchdown as New England increased its lead, 28-7.

On the Patriots opening drive of the fourth quarter, Brady engineered a 90-yard drive that resulted in a four-yard touchdown pass to Patriots TE **Rob Gronkowski**. New England widened its lead, 35-7. Later in the fourth quarter, Tennessee put up its second score on a 16-play drive. Mariota connected with WR **Eric Decker** for two first downs and Matthews for one first down, before linking with Davis again for an 11-yard touchdown pass. The Titans doubled their points with Davis' second score of the game, 35-14 New England.

The Titans ultimately couldn't construct a comeback and were knocked out of postseason contention with a final score of 35-14.

SCORING

| | 1 | 2 | 3 | 4 | Final |
|-------------|---|----|---|---|-------|
| Tennessee | 7 | 0 | 0 | 7 | 14 |
| New England | 0 | 21 | 7 | 7 | 35 |

| TEAM | SCORING PLAY | TIME |
|----------|--|---------|
| Titans | C.Davis 15 yd. pass from M.Mariota (R.Succop kick) | 1-1:14 |
| Patriots | J.White 5 yd. pass from T.Brady (S.Gostkowski kick) | 2-13:18 |
| Patriots | J.White 6 yd. run (S.Gostkowski kick) | 2-9:20 |
| Patriots | C.Hogan 4 yd. pass from T.Brady (S.Gostkowski kick) | 2-1:52 |
| Patriots | B.Bolden 2 yd. run (S.Gostkowski kick) | 3-4:02 |
| Patriots | R.Gronkowski 4 yd. pass from T.Brady (S.Gostkowski kick) | 4-10:22 |
| Titans | C.Davis 11 yd. pass from M.Mariota (R.Succop kick) | 4-1:55 |

Missed FGs: S. Gostkowski 53WFL

Attendance: 65,878

Time of Game: 3:25

Weather: 24° F, wind NW 12 mph

Referee: Ronald Torbert



TEAM STATISTICS

| | Titans | Patriots |
|----------------------------|----------|-----------|
| TOTAL FIRST DOWNS | 15 | 31 |
| THIRD DOWN EFFICIENCY | 5-15-33% | 11-17-65% |
| FOURTH DOWN EFFICIENCY | 2-3-67% | 0-0-0% |
| TOTAL NET YARDS | 267 | 438 |
| Plays - Avg. | 61-4.4 | 80-5.5 |
| NET YARDS RUSHING | 65 | 101 |
| Rushes - Avg. | 16-4.1 | 27-3.7 |
| NET YARDS PASSING | 202 | 337 |
| Sacks - Yards Lost | 8-52 | 0-0 |
| PASS ATT-COMP-INT | 37-22-0 | 53-35-0 |
| PUNTS - Avg. | 7-45.1 | 4-42.3 |
| PUNT RETURNS - Yards | 1-0 | 3-27 |
| KICKOFF RETURNS - Yards | 4-83 | 1-27 |
| INTERCEPTIONS - Yards | 0-0 | 0-0 |
| PENALTIES Number and Yards | 10-62 | 4-37 |
| FUMBLES - Lost | 0-0 | 0-0 |
| TOUCHDOWNS | 2 | 5 |
| FIELD GOALS Made-Attempts | 0-0 | 0-1 |
| RED ZONE EFFICIENCY | 2-2-100% | 5-5-100% |
| GOAL TO GO EFFICIENCY | 0-0-0% | 5-5-100% |
| SAFETIES | 0 | 0 |
| GIVEAWAYS | 0 | 0 |
| TAKEAWAYS | 0 | 0 |
| TIME OF POSSESSION | 27:04 | 32:56 |

TITANS STARTERS

| OFFENSE | | DEFENSE | |
|---------|------------|---------|--------------|
| WR 18 | R.Matthews | DT 96 | S.Williams |
| TE 82 | D.Walker | DT 99 | J.Casey |
| LT 77 | T.Lewan | OLB 91 | D.Morgan |
| LG 67 | Q.Spain | ILB 59 | W.Woodyard |
| C 60 | B.Jones | ILB 54 | A.Williamson |
| RG 64 | J.Kline | OLB 98 | B.Orakpo |
| RT 78 | J.Conklin | CB 25 | A.Jackson |
| WR 84 | C.Davis | SS 33 | T.Smith |
| WR 87 | E.Decker | CB 26 | L.Ryan |
| QB 8 | M.Mariota | FS 31 | K.Byard |
| RB 22 | D.Henry | S 37 | J.Cyprien |

PATRIOTS STARTERS

| OFFENSE | | DEFENSE | |
|---------|--------------|---------|--------------|
| WR 14 | B.Cooks | LE 55 | E.Lee |
| LT 77 | N.Solder | DT 93 | L.Guy |
| LG 62 | J.Thuney | DT 90 | M.Brown |
| C 60 | D.Andrews | RE 98 | T.Flowers |
| RG 69 | S.Mason | LB 53 | K.Van Noy |
| RT 68 | L.Waddle | LB 52 | E.Roberts |
| TE 87 | R.Gronkowski | RCB 24 | S.Gilmore |
| WR 15 | C.Hogan | LCB 21 | M.Butler |
| QB 12 | T.Brady | DB 25 | E.Rowe |
| RB 33 | D.Lewis | S 32 | D.McCourtney |
| WR 80 | D.Amendola | S 23 | P.Chung |

TITANS INDIVIDUAL STATISTICS

| Rushing | Att | Yds | Avg | Lg | TD |
|--------------|-----------|-----------|------------|-----------|----------|
| M.Mariota | 4 | 37 | 9.3 | 11 | 0 |
| D.Henry | 12 | 28 | 2.3 | 4 | 0 |
| Total | 16 | 65 | 4.1 | 11 | 0 |

| Passing | Att | Cmp | Yds | TD | Lg | IN | Rt |
|--------------|-----------|-----------|------------|----------|-----------|----------|-------------|
| M. Mariota | 37 | 22 | 254 | 2 | 36 | 0 | 98.3 |
| Total | 37 | 22 | 254 | 2 | 36 | 0 | 98.3 |

| Receiving | No | Yds | Avg | Lg | TD |
|--------------|-----------|------------|-------------|-----------|----------|
| E.Decker | 6 | 85 | 14.2 | 22 | 0 |
| C.Davis | 5 | 63 | 12.6 | 17 | 2 |
| D.Walker | 3 | 49 | 16.3 | 36 | 0 |
| R.Matthews | 3 | 27 | 9.0 | 12 | 0 |
| D.Henry | 3 | 21 | 7.0 | 14 | 0 |
| T.Taylor | 1 | 5 | 5.0 | 5 | 0 |
| J.Smith | 1 | 4 | 4.0 | 4 | 0 |
| Total | 22 | 254 | 11.5 | 36 | 2 |

| Interceptions | No | Yds | Avg | Lg | TD |
|---------------|----------|----------|----------|----------|----------|
| Total | 0 | 0 | - | - | 0 |

Leading Tacklers (Coaching Totals)

L. Ryan 11-9-2; K. Byard 10-9-1; J. Casey 6-5-1

Sacks: None FF: None FR: None

PATRIOTS INDIVIDUAL STATISTICS

| Rushing | Att | Yds | Avg | Lg | TD |
|--------------|-----------|------------|------------|-----------|----------|
| D.Lewis | 15 | 62 | 4.1 | 10 | 0 |
| B.Bolden | 4 | 27 | 6.8 | 20 | 1 |
| J.White | 4 | 11 | 2.8 | 6 | 1 |
| T.Brady | 1 | 2 | 2.0 | 2 | 0 |
| B.Hoyer | 3 | -1 | -0.3 | 0 | 0 |
| Total | 27 | 101 | 3.7 | 20 | 2 |

| Passing | Att | Cmp | Yds | TD | Lg | IN | Rt |
|--------------|-----------|-----------|------------|----------|-----------|----------|--------------|
| T. Brady | 53 | 35 | 337 | 3 | 31 | 0 | 102.5 |
| Total | 53 | 35 | 337 | 3 | 31 | 0 | 102.5 |

| Receiving | No | Yds | Avg | Lg | TD |
|--------------|-----------|------------|------------|-----------|----------|
| D.Amendola | 11 | 112 | 10.2 | 25 | 0 |
| D.Lewis | 9 | 79 | 8.8 | 31 | 0 |
| R.Gronkowski | 6 | 81 | 13.5 | 27 | 1 |
| J.White | 4 | 29 | 7.3 | 14 | 1 |
| B.Cooks | 3 | 32 | 10.7 | 13 | 0 |
| C.Hogan | 1 | 4 | 4.0 | 4 | 1 |
| J.Hollister | 1 | 0 | 0.0 | 0 | 0 |
| Total | 35 | 337 | 9.6 | 31 | 3 |

| Interceptions | No | Yds | Avg | Lg | TD |
|---------------|----------|----------|----------|----------|----------|
| Total | 0 | 0 | - | - | 0 |

Leading Tacklers (Press Box Totals)

E. Rowe 5-4-1; M. Flowers 4-4-0; M. Butler 4-4-0

Sacks: G. Grissom 2; D. Wise 2; A. Butler 1; R. Jean Francois 1; M. Flowers 1; T. Flowers 1 FF: None FR: None