GAME 15

WEEKLY RELEASE

AT

DECEMBER 21, 2025

TENNESSEE TITANS
PRESS RELEASE

KATE GUERRA Vice President, Communications & Corporate Affairs | **EVERT GEERLINGS** Vice President, Football Communications
DWIGHT SPRADLIN Director, Football Communications | **JARED PUFFER** Associate Director, Football Communications | **KAYLEE CONNORS** Coordinator, Football Communications
TRAVIS McDANIEL Assistant, Football Communications | **LIANNE RODRIGUEZ** Coordinator, Communications & Corporate Affairs

ASCENSION SAINT THOMAS SPORTS PARK • 460 GREAT CIRCLE ROAD • NASHVILLE, TN 37228 • 615-565-4100 • TENNESSEETITANS.COM • @TITANS

FOR IMMEDIATE RELEASE | DECEMBER 16, 2025

TITANS AND CHIEFS MEET SUNDAY AT NISSAN STADIUM

Tennessee Titans (2-12) vs. Kansas City Chiefs (6-8)

Sunday, Dec. 21, 2025 • 12 p.m. CST • Nissan Stadium • Nashville, Tenn. • TV: CBS/WTVF-5

NASHVILLE — The Tennessee Titans (2-12) return home this week to face the Kansas City Chiefs (6-8). Kickoff at Nissan Stadium (capacity 69,143) is scheduled for 12 p.m. CST on Sunday, Dec. 21.

The Titans will host the Chiefs for the first time since Oct. 24, 2021, when the outcome was a 27-3 Titans victory. In a rivalry between two original AFL clubs dating back to 1960, the Chiefs hold a 28-24 series edge. The Chiefs hosted the most recent matchup on Nov. 6, 2022 and pulled out a 20-17 overtime victory.

Titans first-year general manager **Mike Borgonzi** spent the past 16 years with the Chiefs organization, most recently serving as Kansas City's assistant general manager.

THE BROADCAST

This week's contest will be regionally televised on CBS, including Nashville affiliate WTVF NewsChannel 5, as well as on Paramount+ in the Nashville market. The broadcast team includes play-by-play announcer **Kevin Harlan**, analyst **Trent Green** and reporter **Melanie Collins**.

Fans in Nashville can stream live Titans games on mobile devices with NFL+, which offers access to local games and all primetime games on phones and tablets. Out of market, fans can watch every Sunday afternoon game with Sunday Ticket. More information on ways to watch NFL games can be found at nfl.com/ways-to-watch.

The Titans Radio Network and Nashville flagship 104.5 The Zone carry all Titans games across the Mid-South with play-by-play announcer **Taylor Zarzour**, analyst **Dave McGinnis**, executive producer **Rhett Bryan**, gameday host **Lucas Panzica**, and sideline reporters **Amie Wells** and **Will Boling**.

Additionally, Sports USA will broadcast the game to a national radio audience. Play-by-play announcer **Larry Kahn** and analyst **Stephen Gostkowski** will have the call.

SIMMONS ADDS TO OFFENSIVE HIGHLIGHTS IN SAN FRANCISCO

The Titans traveled to San Francisco last week for the first time since 2017. Rookie quarterback **Cam Ward** completed a pair of touchdown passes, and running back **Tony Pollard** posted 104 rushing yards for his second consecutive 100-yard performance. However, it was not enough to slow the 49ers, who won 37-24.

Ward, who became the first rookie quarterback in franchise history to start 14 games in a season, had a season-best 101.2 passer rating. He found rookie tight end **Gunnar Helm** for a 34-yard touchdown pass and later connected with defensive tackle **Jeffery Simmons** for a one-yard touchdown. Additionally, Ward enjoyed his first outing without being sacked.

Simmons, who caught his second career touchdown pass, also accounted for a strip-sack in the game. He became the NFL's first player since **J.J. Watt** in 2014 with a strip-sack and touchdown reception in the same contest. With three weeks remaining on the schedule, he already has a career high with nine sacks in 2025.

THE CHIEFS

Kansas City hosted the AFC West rival Los Angeles Chargers last week. After the Chiefs built a 13-3 lead, the Chargers scored the game's final 13 points to win 16-13. The Chiefs, who are in third place in their division, were eliminated from playoff contention for the first time since 2014.

Two-time Associated Press NFL MVP quarterback **Patrick Mahomes**, now is in his ninth NFL season, started each of Kansas City's first 14 games of the season. However, he exited last week's contest against the Chargers with a knee injury. Veteran backup **Gardner Minshew II** finished in place of Mahomes.

Andy Reid is in his 13th season as Kansas City's head coach and his 27th overall season as an NFL head coach. His 307 career wins rank first among active coaches and fourth in NFL history.

2025 TITANS SCHEDULE

All kickoff times Central | All games on Titans Radio

REGULAR SEASON

DAY	DATE	OPPONENT	RESULT/ TIME (CT)	SCORE/ TV
Sunday	Sept. 7	at Denver	L	12-20
Sunday	Sept. 14	L.A. RAMS	L	19-33
Sunday	Sept. 21	INDIANAPOLIS	L	20-41
Sunday	Sept. 28	at Houston	L	0-26
Sunday	Oct. 5	at Arizona	W	22-21
Sunday	Oct. 12	at Las Vegas	L	10-20
Sunday	Oct. 19	NEW ENGLAND	L	13-31
Sunday	Oct. 26	at Indianapolis	L	14-38
Sunday	Nov. 2	L.A. CHARGERS	L	20-27
Sunday	Nov. 9	Bye		
Sunday	Nov. 16	HOUSTON	L	13-16
Sunday	Nov. 23	SEATTLE	L	24-30
Sunday	Nov. 30	JACKSONVILLE	L	3-25
Sunday	Dec. 7	at Cleveland	W	31-29
Sunday	Dec. 14	at San Francisco	L	24-37
Sunday	Dec. 21	KANSAS CITY	12 p.m.	CBS
Sunday	Dec. 28	NEW ORLEANS	12 p.m.	CBS
TBD	TBD	at Jacksonville	TBD	TBD

*** Subject to flex scheduling**

AFC SOUTH STANDINGS

Team	W	L	T	Pct	Conf	Div
Jacksonville Jaguars	10	4	0	.714	7-2-0	3-1-0
Houston Texans	9	5	0	.643	7-2-0	4-1-0
Indianapolis Colts	8	6	0	.571	6-4-0	2-2-0
Tennessee Titans	2	12	0	.143	1-9-0	0-5-0

LAST WEEK: **Ari 20 at Hst 40, NYJ 20 at Jax 48, Ind 16 at Sea 18, Ten 24 at SF 37**

THIS WEEK (CT): **KC at Ten (12:00), Jax at Den (3:05), LV at Hst (3:25), SF at Ind (Mon 7:15)**

NEXT WEEK (CT): **Hst at LAC (Sat 3:30), Jax at Ind (12:00), NO at Ten (12:00)**

GAME INFORMATION

Date of Game . . . . . Sunday, December 21, 2025
Kickoff Time . . . . . 12 p.m. CST
Venue . . . . . Nissan Stadium
Location . . . . . Nashville, Tenn.
Opened in 1999
Surface . . . . . Matrix Helix Turf
Capacity 69,143

Home Team . . . . . Tennessee Titans (2-12)

Website . . . . . www.TennesseeTitans.com
Media Guide . . . . . www.tennesseetitans.com/mediaguide
Franchise since . . . . . 1960 (1960-96 Houston Oilers; 1997-98 Tennessee Oilers)
Ownership . . . . . Amy Adams Strunk (Controlling Owner/ Co-Chairman, Board of Directors); Kenneth S. Adams, IV (Board of Directors Co-Chair); Barclay Adams; Susan Lewis
President/CEO . . . . . Burke Nihill
President/Football Operations . . Chad Brinker
General Manager . . . . . Mike Borgonzi (since 2025)
Interim Head Coach . . . . . Mike McCoy (since 2025)
Special Teams Coordinator . . . John Fassel
Offensive Coordinator . . . . . Nick Holz
Defensive Coordinator . . . . . Dennard Wilson
2025 NFL Offensive Rank . . . . . 31 (Total), 30 (Rush), 31 (Pass)
2025 NFL Defensive Rank . . . . . 27 (Total), 20 (Rush), 25 (Pass)

Visiting Team . . . . . Kansas City Chiefs (6-8)

Website . . . . . www.chiefs.com
Franchise since . . . . . 1960 (Dallas Texans 1960-62)
Chairman & CEO . . . . . Clark Hunt
Head Coach . . . . . Andy Reid (since 2013)
General Manager . . . . . Brett Veach (since 2017)
President . . . . . Mark Donovan
Asst. H.C./Special Teams Coord. . . Dave Toub
Offensive Coordinator . . . . . Matt Nagy
Defensive Coordinator . . . . . Steve Spagnuolo
2025 NFL Offensive Rank . . . . . 7 (Total), 20 (Rush), 5 (Pass)
2025 NFL Defensive Rank . . . . . 8 (Total), 7 (Rush), 14 (Pass)

Referee . . . . . Clete Blakeman

Television . . . . . CBS

In Nashville . . . . . WTVF NewsChannel 5
Mobile* . . . . . NFL+, Paramount+
** Subscription required.*
Play-by-Play . . . . . Kevin Harlan
Analyst . . . . . Trent Green
Reporter . . . . . Melanie Collins
Click here for more information on ways to watch Titans games

Radio . . . . . Titans Radio Network

Flagship . . . . . WGFX 104.5 FM-The Zone
Streaming . . . . . Titans Mobile App (Nashville market only), TennesseeTitans.com (Nashville), NFL+ (outside of Nashville)
Satellite Radio . . . . . SiriusXM 123 or 231, SXM App, Internet 830
Play-by-Play . . . . . Taylor Zarzour
Analyst . . . . . Dave McGinnis
Executive Producer . . . . . Rhett Bryan
Gameday Host . . . . . Lucas Panzica
Reporters . . . . . Amie Wells, Will Boling

National Radio . . . . . Sports USA

Play-by-Play . . . . . Larry Kahn
Analyst . . . . . Stephen Gostkowski

SERIES AT A GLANCE

- Overall series (regular & postseason): **Chiefs lead 31-25**
- Regular season series: **Chiefs lead 28-24**
- Postseason series: **Chiefs lead 3-1**
- Total points: **Titans 1,046, Chiefs 1,208**
- Current streak: **One win by Chiefs**
- Titans at home vs. Chiefs: **14-12 (including 0-2 in playoffs)**
- Titans on the road vs. Chiefs: **11-19 (including 1-1 in playoffs)**
- Longest winning streak by Titans: **4 (three times, last 2014–2019)**
- Longest losing streak by Titans: **7 (1968-74)**
- Titans vs. Chiefs at Nissan Stadium: **3-2**
- Last time at Nissan Stadium: **Chiefs 3 at TITANS 27 (10-24-21)**
- Titans vs. Chiefs at GEHA Field at Arrowhead Stadium: **9-10**
- Last Time at GEHA Field at Arrowhead Stadium: **Titans 17 at CHIEFS 20 (OT)**
- First time: **Dallas Texans 10 at OILERS 20 (10-16-60)**
- Mike McCoy's record vs. Chiefs: **2-6 (with Chargers)**
- Andy Reid's record vs. Titans: **3-9 (3-5 total with Chiefs; 1-1 with Chiefs in playoffs; 0-4 with Eagles)**
- Mike McCoy's record vs. Andy Reid: **2-6**

A TITANS VICTORY WOULD ...

- **Improve the Titans' all-time record at Nissan Stadium to 119-104, including the regular season and playoffs.**
- **Give rookie** QB Cam Ward **his third career win as a starter.**
- **Improve the Titans' all-time record against the Chiefs to 26-31.**

Gameday Promotions & Entertainment (subject to change)

NFL Initiative . . . . . Inspire Change
Charitable Drive . . . . . "Fill the Boot" for Muscular Dystrophy Association
Gate Giveaway . . . . . Titans Earmuffs presented by Pinnacle
Honorary 12th Titan . . . . . TBA
Legend of the Game . . . . . Benji Olson
Tailgate Stage . . . . . Sam McCrary and the Mix
National Anthem . . . . . Lanie Gardner
Halftime . . . . . MNPS Songwriting Summit Troupe

GAMEDAY CHARITABLE DRIVE

THIS WEEK'S CHARITABLE DRIVE: "Fill the Boot" for Muscular Dystrophy Association

ITEMS NEEDED: Monetary donations

Prior to the game, fans are encouraged to participate in the Nashville Fire Fighters' "Fill the Boot" Campaign. The Titans, in partnership with the Muscular Dystrophy Association and the International Association of Fire Fighters, will be collecting monetary donations at the game to help battle life-threatening diseases. Online donations to support the cause can be made here.

QUICK CLICKS

From Last Week's Game

Game Center
Gamebook (PDF)
Watch Highlights
Head Coach Mike McCoy's Postgame Press Conference Video
Jim Wyatt: Six Things That Stood Out
Game Photos

Titans Information

Latest News
Most Recent Press Conferences
New Nissan Stadium Information
Titans Media Guide
Titans Tickets
Titans in the Community
Current Nissan Stadium & Game Day Information
Titans Podcasts and Titans Radio

UPCOMING MEDIA SCHEDULE

Titans Media Schedule | December 17-22

All times Central

Wednesday, December 17
11:30 a.m.: Interim Head Coach Mike McCoy available in the second-floor studio
12:15 p.m.: Practice (viewing window approximately the first 25 minutes)
1:35 p.m.: QB Cam Ward available after practice
1:45 p.m.: Open locker room

Thursday, December 18
11:55 a.m.: Practice (viewing window approximately the first 25 minutes)
1:30 p.m.: Open locker room

Friday, December 19
11:25 a.m.: Practice (limited viewing window)
12:30 p.m.: Interim Head Coach Mike McCoy available coming off the field; open locker room

Saturday, December 20
No availability

Sunday, December 21
12 p.m. CT: Titans vs. Chiefs

Monday, December 22
Schedule TBD

WHAT TO WATCH FOR THIS WEEK

WR ELIC AYOMANOR, WR CHIMERE DIKE & TE GUNNAR HELM

- **Elic Ayomanor** (31 receptions for 370 yards, three touchdowns), **Chimere Dike** (38 for 370 yards, three touchdowns) and **Gunnar Helm** (41 for 347, two touchdowns) can become the second rookie trio in NFL history to each record 30 receptions, 300 receiving yards and three receiving touchdowns. One more touchdown catch by Helm would secure the accomplishment. The only other time it occurred was 1960, when the Dallas Texans trio of **Abner Haynes**, **Johnny Robinson** and **Chris Burford** did so.

LB CODY BARTON

- Has three interceptions in 2025. He can become the team's first linebacker since **Keith Bulluck** in 2007 (five) with four interceptions in a season.

WR CHIMERE DIKE

- With a league-high 2,084 all-purpose yards in 2025, he needs 58 more to surpass **Derrick Henry's** 2,141 all-purpose yards in 2020 for third place in franchise history. Dike's total would reside behind only **Derrick Mason's** 2,690 all-purpose yards in 2000 and **Chris Johnson's** 2,509 in 2009.
- With a league-high 1,413 kickoff return yards in 2025, he needs 118 more to surpass **Marc Mariani** (1,530 in 2010) for the highest single-season total in franchise history.
- Can join **A.J. Brown** (nine touchdowns in 2019), **Chris Johnson** (10 in 2008) and **Vince Young** (seven in 2006) as the only franchise rookies since the start of the 1999 season with at least six total touchdowns. Dike has five touchdowns going into Week 16.

LB CEDRIC GRAY

- Enters the game with 140 tackles on defense in 2025. With 10 tackles this week, he will become the team's fourth player since the beginning of the 2000 campaign to reach 150 in a season (GSIS tackle statistics), joining **Azeez Al-Shaair** (163 in 2023), **Stephen Tulloch** (160 in 2010) and **Keith Bulluck** (152 in 2004).
- With 15 tackles, he can join **Jerod Mayo** (2010), **London Fletcher** (2011) and **Devin White** (through 14 games in 2025) as the only NFL players since the beginning of the 2000 season to tally 15 or more tackles four times within a season (GSIS tackle statistics).

P JOHNNY HEKKER

- Enters the game with 396 career punts inside the 20, which ranks ninth in the NFL since the statistic has been tracked beginning in 1976. He needs one more to move past former Titan **Brett Kern** (396) for eighth place on the list and four more to surpass former Titan **Craig Hentrich** (399) for seventh place.

S AMANI HOOKER

- With 12 career interceptions, he needs one more to tie **Jason McCourty** (13) for the eighth-highest career total for the franchise during its "Titans era" (1999–present).

TE CHIG OKONKWO

- With 1,916 career receiving yards entering the week, he needs 11 more to exceed **Bob McLeod's** total (1,926) for sixth place in franchise history among tight ends.
- Enters the contest with 45 receptions in 2025, needing five to join **Frank Wycheck** (six consecutive seasons) and **Delanie Walker** (five) as the only tight ends in franchise history to record at least 50 receptions in three consecutive seasons.

RB TONY POLLARD

- Can mark the first time in his career with 100 rushing yards in three consecutive games. The last Titans player to accomplish the feat was **Derrick Henry** from Dec. 11-24, 2022.
- Can join Buffalo's **James Cook** (Sept. 14-28) as the NFL's only players in 2025 to record 100 rushing yards and a rushing touchdown in three consecutive games.
- A rushing touchdown would give him the second three-game streak of his career with at least one rushing touchdown (Nov. 19-30, 2023).

DT JEFFERY SIMMONS

- Has a career-high nine sacks in 2025. With an additional 1.5 sacks, he will tie **Jurrell Casey** (10.5 in 2013) for the most sacks in a season by a Titans defensive tackle in the franchise's "Titans era" (1999 to present).
- With 14 tackles for loss in 2025, he needs two more to tie **Jason Babin** (16 in 2010) for the most by a Titans player in any season since 2008.

K JOEY SLYE

- Has made seven field goals of at least 50 yards in 2025. With one more, he will surpass **Stephen Gostkowski** (seven in 2020) for the most field goals of 50-plus yards in a season in franchise history.

QB CAM WARD

- With 2,638 passing yards in 2025, he needs 181 more to record the most passing yards in franchise history by a rookie quarterback. **Marcus Mariota** holds the current mark with 2,818 passing yards in 2015.
- Enters the game with 11 touchdown passes, needing two more to move past **Vince Young** (12 in 2006) for the second-most in franchise history by a rookie, behind only **Marcus Mariota** (19 in 2015).

OLB JIHAD WARD

- Has 4.5 sacks in 2025 and needs one more to establish a new career high. He would top the five sacks he had as a member of the New York Giants in 2023.

SERIES HISTORY

The Titans and Chiefs are historic rivals that played an integral role in the formation of the current NFL landscape. In 1959, late Titans owner **K.S. "Bud" Adams, Jr.** and the late **Lamar Hunt**, founder of the Chiefs, spearheaded the "Foolish Club," a group of eight original American Football League teams that would begin play in 1960. Adams' Oilers played in Houston until moving to Tennessee in 1997, while Hunt's original Dallas Texans moved to Kansas City in 1963. In 1970, the AFL and NFL merged, and the Oilers and Chiefs became members of the American Football Conference.

The Titans and Chiefs have met 56 times (regular season and postseason), with the Chiefs holding a 31-25 advantage. The Titans lost seven out of 10 in the series until taking five of the last seven matchups from 2014 to 2022.

On Nov. 6, 2022, the Titans went to Kansas City with rookie **Malik Willis** at quarterback due to a **Ryan Tannehill** injury. They pushed the Chiefs to overtime before falling 20-17.

Tennessee is 3-2 against the Chiefs at Nissan Stadium, including a 27-3 victory on Oct. 24, 2021 in the most recent meeting at the Titans' home. The Titans defense forced three turnovers and totaled four sacks, while **Derrick Henry** rushed for 86 yards and completed a touchdown pass to tight end **MyCole Pruitt**.

In a recent span of three seasons, the clubs twice squared off at Arrowhead Stadium in the postseason—most recently the 2019 AFC Championship Game played on Jan. 19, 2020. The Chiefs earned a trip to Super Bowl LIV against the San Francisco 49ers, which they ultimately won, by defeating the Titans 35-24. **Patrick Mahomes** passed for 294 yards and three scores for the Chiefs.

In a wild card game at Kansas City on Jan. 6, 2018, the Titans trailed 21-3 at the start of the second half but came back to win 22-21, tying the second-largest comeback by a road team in NFL playoff history. Running back **Derrick Henry** set a then-franchise playoff record with 191 scrimmage yards, while quarterback **Marcus Mariota** completed two touchdown passes, including one to himself on a deflected pass.

On Dec. 18, 2016, the Titans played their coldest game in franchise history, with a kickoff temperature at Arrowhead Stadium of 1 degree. **Ryan Succop** nailed a 53-yard field goal as time expired to give the Titans the win.

Prior to their 2017 wild card battle and 2019 AFC title bout, the two franchises played two other playoff games, and the Chiefs were victorious both times. They met on Dec. 12, 1962 in the third AFL Championship Game, a contest won by the then-Dallas Texans over the Oilers on a **Tommy Brooker** field goal in double overtime. On Jan. 16, 1994, Kansas City's **Joe Montana** completed three touchdown passes in the second half to help defeat **Warren Moon** and the Oilers 28-20.

MOST RECENT MATCHUPS

2017 Wild Card • Jan. 6, 2018 • TITANS 22 at Chiefs 21

Titans score 19 unanswered points to erase an 18-point deficit in the second half ... Derrick Henry rushes for 156 of the team's 202 rushing yards ... Marcus Mariota completes a six-yard touchdown to himself on a batted pass and adds a game-winning touchdown pass to Eric Decker in the fourth quarter ... The Titans defense shuts out the Chiefs in the second half, allowing three first downs and 61 yards in the final two quarters.

2019 Week 10 • Nov. 10, 2019 • Chiefs 32 at TITANS 35

Ryan Tannehill completes a game-winning 23-yard touchdown pass to Adam Humphries with 23 seconds remaining in the fourth quarter ... The Chiefs fail on two potential late field goals, including an aborted play and Joshua Kalu's block of Harrison Butker's 52-yard attempt ... Derrick Henry rushes for 188 yards and two touchdowns, including a 68-yard score ... Linebacker Rashaan Evans scores on a 53-yard fumble return ... Patrick Mahomes returns from injury to lead the Chiefs with 446 passing yards, the most allowed by the Titans in franchise history.

2019 AFC Championship • Jan. 19, 2020 • Titans 24 at CHIEFS 35

The eventual Super Bowl champion Chiefs rally from a pair of 10-point deficits in the first half (10-0 and 17-7), taking the lead late in the second quarter on a 27-yard touchdown run by quarterback Patrick Mahomes ... The Chiefs score two touchdowns in the fourth quarter to pull away, first on Damien Williams' three-yard run and then Mahomes' 60-yard pass to Sammy Watkins ... Mahomes throws for 294 yards and three touchdowns, while Ryan Tannehill passes for 209 yards and two scores ... The Chiefs limit Derrick Henry to 69 rushing yards and one touchdown on 19 attempts.

2021 Week 7 • Oct. 24, 2021 • Chiefs 3 at TITANS 27

The Titans score the game's first 27 points—all in the first half—and hold the Chiefs to a field goal in the third quarter ... The Titans offense scores on its first five drives of the contest ... Ryan Tannehill throws for 270 yards with a 24-yard touchdown to A.J. Brown (133 yards on eight catches) ... The Titans defense registers one interception and two fumble recoveries and totals four sacks, including a pair of sacks by Denico Autry ... Chiefs quarterback Patrick Mahomes is held to a 62.3 passer rating ... Derrick Henry rushes for 86 yards and throws a touchdown pass to tight end MyCole Pruitt.

2022 Week 9 • Nov. 6, 2022 • Titans 17 at CHIEFS 20 (OT)

The Chiefs overcome a 17-9 deficit in the fourth quarter with a 14-yard touchdown run by Patrick Mahomes and a run by Mahomes for a two-point conversion ... Harrison Butker's 28-yard field goal in overtime provides the game-winning score ... Mahomes totals 509 yards of offense, including 446 passing yards and 63 rushing yards ... His 68 passing attempts and 43 completions set records for a Titans opponent ... Derrick Henry rushes for 115 yards and two touchdowns ... Rookie Malik Willis makes his second start at quarterback for the Titans with Ryan Tannehill injured.

ALL-TIME SERIES RESULTS

TITANS vs. CHIEFS

Chiefs lead 31-25, including playoffs

Date	Site	W/L	Score
10-16-60	Hou	W	20-10
12-04-60	Dal	L	0-24
10-01-61	Dal	L	21-26
10-22-61	Hou	W	38-7
10-28-62	Hou	L	7-31
11-04-62	Dal	W	14-6
12-23-62	Hou	L	17-20 (AFLC)
10-06-63	KC	L	7-28
10-27-63	Hou	W	28-7
10-04-64	KC	L	7-28
11-22-64	Hou	L	19-28
10-24-65	Hou	W	38-36
11-28-65	KC	L	21-52
10-30-66	KC	L	23-48
9-09-67	Hou	L	20-25
10-22-67	KC	W	24-19
9-09-68	Hou	L	21-26
11-28-68	KC	L	10-24
10-12-69	KC	L	0-24
11-08-70	KC	L	9-24
9-26-71	Hou	L	16-20
11-18-73	KC	L	14-38
9-29-74	Hou	L	7-17
11-02-75	KC	W	17-13
11-27-77	Hou	W	34-20
9-10-78	KC	W	20-17
9-16-79	Hou	W	20-6
10-12-80	KC	L	20-21
11-15-81	KC	L	10-23
10-23-83	Hou	L	10-13
11-11-84	KC	W	17-16
11-03-85	Hou	W	23-20
9-21-86	KC	L	13-27
10-09-88	Hou	W	7-6
11-26-89	KC	L	0-34
12-16-90	KC	W	27-10
9-16-91	Hou	W	17-7
9-20-92	Hou	W	23-20
9-12-93	Hou	W	30-0
1-16-94	Hou	L	20-28 (Div)
12-18-94	KC	L	9-31
11-19-95	KC	L	13-20
9-01-96	Hou	L	19-20
9-10-00	Ten	W	17-14
12-13-04	Ten	L	38-49
12-16-07	KC	W	26-17
10-19-08	KC	W	34-10
12-26-10	KC	L	14-34
10-6-13	Ten	L	17-26
9-7-14	KC	W	26-10
12-18-16	KC	W	19-17
1-6-18	KC	W	22-21 (WC)
11-10-19	Ten	W	35-32
1-19-20	KC	L	24-35 (Conf)
10-24-21	Ten	W	27-3
11-6-22	KC	L	17-20 (OT)

TITANS-CHIEFS: THE LAST MEETING

Week 15: Titans 24, 49ers 37
Sunday Dec. 14, 2025 • 1:25 p.m. PST • Levi's Stadium

In Week 15 of the 2025 season, the Titans traveled to San Francisco and fell by a score of 37-24.

The 49ers jumped out to an early 7-0 lead after a 12-play, 70-yard touchdown drive capped off with a four-yard pass from **QB Brock Purdy** to **WR Jauan Jennings**.

The Titans drove to the 49ers five-yard line on the next possession, but were forced to settle for a 25-yard field goal by **K Joey Slye** to make it 7-3 with 1:22 left in the first quarter.

San Francisco responded with another 70-yard touchdown drive. **RB Christian McCaffrey** capped the seven-play drive with a one-yard touchdown run to extend their lead to 14-3.

The Titans responded with a long touchdown drive of their own. **QB Cam Ward** found **TE Gunnar Helm** for a 34-yard touchdown to make it 14-10. Helm's catch capped an eight-play, 68-yard drive that included a pair of first down completions to **TE Chig Okonkwo.**

A 33-yard field goal by **K Eddy Piniero** made it 17-10 with a minute left in the first half.

Ward then drove Tennessee to the San Francisco 32-yard line to set up for a 50-yard field goal as time expired, but Slye misfired on the attempt and the score remained 17-10 heading into the break.

49ers opened the second half with a four-play, 67-yard touchdown drive. Purdy found **WR Ricky Pearsall** for a 38-yard gain before connecting with Jennings for the 13-yard touchdown.

After a three-and-out by the Titans offense, the 49ers extended their lead on a 15-play, 95-yard drive capped on a one-yard touchdown pass from Purdy to **TE George Kittle** to make it 31-10 with 2:10 left in the third quarter.

DT Jeffery Simmons came up big to start the fourth quarter. Simmons knocked the ball out of Purdy's hand for a strip-sack that was recovered by **CB Kaiir Elam** at the 47-yard line. It marked Simmons' ninth sack on the season, setting a new career-high.

Ward then found **WR Van Jefferson** for a 41-yard completion to bring the Titans to the 49ers one-yard line. Simmons reported as eligible and lined up as a fullback on the next play. Simmons got behind the defense after Ward scrambled, and he caught a one-yard touchdown pass to make the score 31-17 with 14:16 left in the contest.

Another Piniero field goal, this one from 37 yards, made it 34-17 with 9:28 left.

On the next Titans drive, **RB Tony Pollard** and **RB Tyjae Spears** combined for 53 rushing yards including a six-yard touchdown run by Pollard to make it 34-24 with 5:37 left in the game. Pollard recorded 104 total rushing yards, marking the first back-to-back 100-yard rushing performance for the Titans since 2022 after he recorded 161 yards last week.

A 40-yard field goal by Pineiro with 1:14 left in the game accounted for the final margin.

SCORING

	1	2	3	4	Final
Tennessee	3	7	0	14	24
San Francisco	7	10	14	6	37

TEAM	SCORING PLAY	TIME
49ers	J.Jennings 4 yd. pass form B.Purdy (E.Pineiro kick)	1-7:48
Titans	J.Slye 25 yd. Field Goal	1-1:22
49ers	C.McCaffrey 1 yd. run (E.Pineiro kick)	2-13:03
Titans	G.Helm 34 yd. pass from C.Ward (J.Slye kick)	2-7:43
49ers	E.Pineiro 33 yd. Field Goal	2-0:56
49ers	J.Jennings 13 yd. pass from B.Purdy (E.Pineiro kick)	3-12:54
49ers	G.Kittle 1 yd. pass from B.Purdy (E.Pineiro kick)	3-2:10
Titans	J.Simmons 1 yd. pass from C.Ward (J.Slye kick)	4-14:16
49ers	E.Pineiro 37 yd. Field Goal	4-9:28
Titans	T.Pollard 6 yd. run (J.Slye kick)	4-5:33
49ers	E.Pineiro 40 yd. Field Goal	4-1:10

Missed FGs: J.Slye 50WR
Attendance: 71,042
Time of Game: 3:06
Weather: 54°, Cloudy, Wind DE 4 mph
Referee: Craig Wrolstad

CLICK TO WATCH HIGHLIGHTS

TEAM STATISTICS

	Titans	49ers
TOTAL FIRST DOWNS	18	28
THIRD DOWN EFFICIENCY	3-9-33.3%	9-15-60.0%
FOURTH DOWN EFFICIENCY	2-2-100.0%	1-1-100.0%
TOTAL NET YARDS	306	430
Plays - Avg.	49-6.2	70-6.1
NET YARDS RUSHING	136	138
Rushes - Avg.	20-6.8	38-3.6
NET YARDS PASSING	170	292
Sacks - Yards Lost	0-0	2-3
PASS ATT-COMP-INT	29-18-0	30-23-0
PUNTS - Avg.	3-45.3	0-0.0
Net Punting Average	39.3	0.0
PUNT RETURNS - Yards	0-0	1-18
KICKOFF RETURNS - Yards	4-90	2-53
INTERCEPTIONS - Yards	0-0	0-0
PENALTIES Number and Yards	7-57	6-30
FUMBLES Number and Lost	0-0	1-1
TOUCHDOWNS	3	4
EXTRA POINTS Made-Attempts	3-3	4-4
RED ZONE EFFICIENCY	2-3-67%	4-6-67%
GOAL TO GO EFFICIENCY	2-3-67%	3-3-100%
SAFETIES	0	0
GIVEAWAYS	0	1
TAKEAWAYS	1	0
TIME OF POSSESSION	22:55	37:05

TITANS STARTERS

OFFENSE			DEFENSE		
WR	11	V.Jefferson	OLB	49	A.Key
TE	85	C.Okonkwo	DT	98	J.Simmons
LT	72	O.Udoh	NT	93	T.Sweat
LG	77	P.Skoronski	DE	69	S.Joseph
C	79	L.Cushenberry	OLB	53	J.Ward
RG	70	K.Zeitler	ILB	33	C.Gray
RT	55	J.Latham	ILB	50	C.Barton
WR	13	J.Proche	CB	26	M.Harris
WR	5	E.Ayomanor	CB	39	D.Baker
QB	1	C.Ward	S	37	A.Hooker
RB	20	T.Pollard	S	23	K.Winston

49ERS STARTERS

OFFENSE			DEFENSE		
WR	15	J.Jennings	DL	56	K.White
WR	1	R.Pearsall	DL	95	A.Collins
LT	71	T.Williams	DL	93	K.Davis
LG	74	S.Burford	DL	47	B.Huff
C	64	J.Brendel	LB	59	C.Robinson
RG	77	D.Puni	WILL	53	D.Winters
RT	68	C.McKivitz	CB	20	U.Stout
TE	85	G.Kittle	LCB	0	R.Green
QB	13	B.Purdy	RCB	2	D.Lenoir
FB	44	K.Juszczyk	S	27	J.Brown
RB	23	C.McCaffrey	S	6	M.Mustapha

TITANS INDIVIDUAL STATISTICS

Rushing	Att	Yds	Avg	Lg	TD
T.Pollard	14	104	7.4	22	1
T.Spears	3	34	11.3	20	0
K.Mullings	1	3	3.0	3	0
C.Ward	1	2	2.0	2	0
C.Dike	1	-7	-7.0	-7	0
Total	**20**	**136**	**6.8**	**22**	**1**

Passing	Att	Cmp	Yds	TD	Lg	IN	Rt
C.Ward	29	18	170	2	43	0	101.2
Total	**29**	**18**	**170**	**2**	**43**	**0**	**101.2**

Receiving	No	Yds	Avg	Lg	TD
G.Helm	4	49	12.3	34	1
C.Okonkwo	4	33	8.3	17	0
C.Dike	4	17	4.3	8	0
T.Spears	2	2	1.0	2	0
V.Jefferson	1	43	43.0	43	0
E.Ayomanor	1	17	17.0	17	0
T.Pollard	1	8	8.0	8	0
J.Simmons	1	1	1.0	1	1
Total	**18**	**170**	**9.4**	**43**	**2**

Interceptions	No	Yds	Avg	Lg	TD
None					

Leading Tacklers (Press Box Totals)
C.Gray 16-7-9; K.Brooks 8-3-5
Sacks: J.Harrell 1; J.Simmons 1
FF: J.Simmons 1 **FR:** K.Elam 1

49ERS INDIVIDUAL STATISTICS

Rushing	Att	Yds	Avg	Lg	TD
C.McCaffrey	22	73	3.3	9	1
B.Purdy	7	44	6.3	26	0
B.Robinson	9	21	2.3	6	0
Total	**38**	**138**	**3.6**	**26**	**1**

Passing	Att	Cmp	Yds	TD	Lg	IN	Rt
B.Purdy	30	23	295	3	38	0	140.3
Total	**30**	**23**	**295**	**3**	**38**	**0**	**140.3**

Receiving	No	Yds	Avg	Lg	TD
G.Kittle	8	88	11.0	24	1
R.Pearsall	6	96	16.0	38	0
J.Jennings	3	37	12.3	20	2
D.Robinson	2	36	18.0	30	0
K.Bourne	2	17	8.5	11	0
C.McCaffrey	1	14	14.0	14	0
K.Juszczyk	1	7	7.0	7	0
Total	**23**	**295**	**12.8**	**38**	**3**

Interceptions	No	Yds	Avg	Lg	TD
None					

Leading Tacklers (Press Box Totals)
M.Mustapha 10-6-4; C.Robinson 7-3-4
Sacks: None
FF: None **FR:** None

2025 TALE OF THE TAPE

OFFENSE	TEN	KC	NFL/Avg
GAMES (W-L-T)	2-12-0	6-8-0	---
FIRST DOWNS	211	308	272.8
Rushing	66	110	94.4
Passing	128	174	152.3
Penalty	17	24	26.1
YDS GAINED (tot)	3507	5011	4595.4
Avg per Game	250.5	357.9	328.2
RUSHING (net)	1240	1595	1625.4
Avg per Game	88.6	113.9	116.1
Rushes	291	373	373.8
Yards per Rush	4.3	4.3	4.4
PASSING (net)	2267	3416	2970.0
Avg per Game	161.9	244.0	212.1
Attempts	469	507	452.2
Completions	278	318	290.8
Completion Pct	59.3%	62.7%	64.3%
Yards Gained	2638	3609	3184.3
Sacked	49	34	33.0
Yards Lost	371	193	214.3
Had Intercepted	7	12	10.0
Yards Opp Ret	128	158	122.7
Opp TDs on Int	1	1	0.7
PUNTS	67	42	50.4
Avg Yards	46.5	46.8	47.1
PUNT RETURNS	19	24	21.8
Avg Return	19.0	6.7	10.5
Returned for TD	2	0	0.4
KICKOFF RETURNS	58	59	55.0
Avg Return	25.8	26.4	25.9
Returned for TD	0	0	0.2
PENALTIES	108	100	91.7
Yards Penalized	827	837	734.3
FUMBLES BY	14	11	13.8
Fumbles Lost	10	1	6.4
Opp Fumbles	10	11	13.8
Opp Fumbles Lost	7	3	6.4
POSS. TIME (avg)	28:29	31:11	30:00
TOUCHDOWNS	22	37	36.4
Rushing	7	15	13.2
Passing	11	22	21.4
Returns	4	0	1.8
KO Rec in EZ	0	0	0.0
EXTRA POINT KICKS	21/22	30/34	95.8%
2-PT CONVERSIONS	0/0	2/3	42.1%
FIELD GOALS/ATT	24/30	24/28	85.5%
POINTS SCORED	225	328	324.7

DEFENSE	TEN	KC	NFL/Avg
POINTS ALLOWED	394	268	324.7
OPP FIRST DOWNS	289	235	272.8
Rushing	95	80	94.4
Passing	162	130	152.3
Penalty	32	25	26.1
OPP YARDS GAINED (tot)	4992	4243	4595.4
Avg per Game	356.6	303.1	328.2
OPP RUSHING (net)	1730	1387	1625.4
Avg per Game	123.6	99.1	116.1
Rushes	391	344	373.8
Yards per Rush	4.4	4.0	4.4
OPP PASSING (net)	3262	2856	2970.0
Avg per Game	233.0	204.0	212.1
Pass Attempts	431	417	452.2
Pass Completions	294	282	290.8
Completion Pct	68.2%	67.6%	64.3%
Yards Gained	3491	2972	3184.3
Sacked	34	29	33.0
Yards Lost	229	116	214.3
INTERCEPTED BY	6	8	10.0
Yards Returned	76	63	122.7
Returned for TD	1	0	0.7
OPP PUNT RETURNS	32	15	21.8
Avg Return	9.6	15.7	10.5
Returned for TD	0	0	0.4
OPP KICKOFF RETURNS	37	58	55.0
Avg Return	25.0	25.3	25.9
Returned for TD	0	0	0.2
OPP TOUCHDOWNS	46	28	36.4
Rushing	19	12	13.2
Passing	25	15	21.4
Returns	2	1	1.8
KO Rec in EZ	0	0	0.0

2025 SCHEDULE & RESULTS

TENNESSEE TITANS

REGULAR SEASON		
Date	Opponent	Result
W1- 9/7	at Denver	L, 12-20
W2- 9/14	L.A. RAMS	L, 19-33
W3- 9/21	INDIANAPOLIS	L, 20-41
W4- 9/28	at Houston	L, 0-26
W5- 10/5	at Arizona	W, 22-21
W6- 10/12	at Las Vegas	L, 10-20
W7- 10/19	NEW ENGLAND	L, 13-31
W8- 10/26	at Indianapolis	L, 14-38
W9- 11/2	L.A. CHARGERS	L, 20-27
W11- 11/16	HOUSTON	L, 13-16
W12- 11/23	SEATTLE	L, 24-30
W13- 11/30	JACKSONVILLE	L, 3-25
W14- 12/7	at Cleveland	W, 31-29
W15- 12/14	at San Francisco	L, 24-37
W16- 12/21	KANSAS CITY	
W17- 12/28	NEW ORLEANS	
W18- TBD	at Jacksonville	

CHIEFS

REGULAR SEASON		
Date	Opponent	Result
W1- 9/5	at L.A. Chargers	L, 21-27
W2- 9/14	PHILADELPHIA	L, 17-20
W3- 9/21	at New York Giants	W, 22-9
W4- 9/28	BALTIMORE	W, 37-20
W5- 10/6	at Jacksonville	L, 28-31
W6- 10/12	DETROIT	W, 30-17
W7- 10/19	LAS VEGAS	W, 31-0
W8- 10/27	WASHINGTON	W, 28-7
W9- 11/2	at Buffalo	L, 21-28
W11- 11/16	at Denver	L, 19-22
W12- 11/23	INDIANAPOLIS	W, 23-20 (OT)
W13- 11/27	at Dallas	L, 28-31
W14- 12/7	HOUSTON	L, 10-20
W15- 12/14	L.A. CHARGERS	L, 13-16
W16- 12/21	at Tennessee	
W17- 12/25	DENVER	
W18- 1/4	at Las Vegas	

2025 REGULAR SEASON INDIVIDUAL LEADERS

Passing		Att	Cmp	Yds	Pct	Y/Att	TD	Int	Lg	Sack/Lost	Rtg
Titans	C. Ward	469	278	2,638	59.3	5.6	11	7	47	49/371	76.5
Chiefs	P. Mahomes	502	315	3,587	62.7	7.2	22	11	61	34/193	89.6
	G. Minshew	5	3	22	60.0	4.4	0	1	11	0/0	30.8

Rushing		No.	Yds	Avg	Long	TD
Titans	T. Pollard	189	847	4.5	65t	5
	T. Spears	50	211	4.2	41	1
Chiefs	K. Hunt	148	557	3.8	33	8
	P. Mahomes	64	422	6.6	22	5
	I. Pacheco	101	396	3.9	16	1

Receiving		No.	Yds	Avg	Long	TD
Titans	C. Okonkwo	45	459	10.2	39	0
	G. Helm	41	347	8.5	34t	2
	C. Dike	38	301	7.9	38t	3
	T. Spears	32	203	6.3	26	0
	E. Ayomanor	31	370	11.9	33	3
Chiefs	T. Kelce	67	797	11.9	44	5
	R. Rice	53	571	10.8	47	5
	M. Brown	42	494	11.8	49	5

Interceptions		No.	Yds	Avg	Long	TD
Titans	C. Barton	3	25	8.3	24t	1
Chiefs	J. Watson	2	14	7.0	14	0

Punting		No.	Yds	Avg	Net	TB	In	Lg	B
Titans	J. Hekker	67	3,116	46.5	40.1	6	18	65	0
Chiefs	M. Araiza	42	1,966	46.8	40.7	1	20	69	0

Punt Returns		No.	FC	Yds	Avg	Lg	TD
Titans	C. Dike	18	23	359	19.9	90t	2
Chiefs	N. Remigio	23	10	160	7.0	25	0

Kickoff Returns		No.	Yds	Avg	Lg	TD
Titans	C. Dike	55	1,413	25.7	71	0
Chiefs	N. Remigio	25	646	25.8	47	0

Scoring/Kickers		PAT	FG	Pts
Titans	J. Slye	20/21	23/29	89
Chiefs	H. Butker	30/34	24/28	102

Sacks		Total
Titans	J. Simmons	9.0
Chiefs	G. Karlaftis	6.0

Tackles		Total	Solo	Asst
Titans	C. Gray	140	83	57
Chiefs	N. Bolton	123	59	64

2025 INDIVIDUAL NFL RANKINGS

(qualifiers only, where applicable)

Category	Team	Player	Stat	NFL Rank
Passer Rating	**Titans**	**Cam Ward**	**76.5**	**28**
	Chiefs	Patrick Mahomes	89.6	19
Passing Yards	**Titans**	**Cam Ward**	**2,638**	**19**
	Chiefs	Patrick Mahomes	3,587	4
Passing TDs	**Titans**	**Cam Ward**	**11**	**26**
	Chiefs	Patrick Mahomes	22	10t
Rushing Yards	**Titans**	**Tony Pollard**	**847**	**16**
	Chiefs	Kareem Hunt	557	31
Rushing Average	**Titans**	**Tony Pollard**	**4.5**	**20t**
	Chiefs	Isiah Pacheco	3.9	35t
Rushing TDs	**Titans**	**Tony Pollard**	**5**	**28t**
	Chiefs	Kareem Hunt	8	10t
Receptions	**Titans**	**Chig Okonkwo**	**45**	**58t**
	Chiefs	Travis Kelce	67	16t
Receiving Yards	**Titans**	**Chig Okonkwo**	**459**	**77**
	Chiefs	Travis Kelce	797	23t
Receiving TDs	**Titans**	**E. Ayomanor, C. Dike**	**3**	**73t**
	Chiefs	(three tied)	5	31t
Sacks	**Titans**	**Jeffery Simmons**	**9.0**	**12t**
	Chiefs	George Karlaftis	6.0	35t
Interceptions	**Titans**	**Cody Barton**	**3**	**15t**
	Chiefs	Jaylen Watson	2	32t

2025 SITUATIONAL RECORDS

TENNESSEE TITANS		KANSAS CITY CHIEFS	
Total	2 - 12	Total	6 - 8
Home	0 - 7	Home	5 - 3
Away	2 - 5	Away	1 - 5
Grass	2 - 3	Grass	5 - 6
Turf	0 - 9	Turf	1 - 2
AFC	1 - 9	AFC	3 - 6
NFC	1 - 3	NFC	3 - 2
In Division	0 - 5	In Division	1 - 3
Out Division	2 - 7	Out Division	5 - 5
Indoor	1 - 3	Indoor	0 - 1
Outdoor	1 - 9	Outdoor	6 - 7
September	0 - 4	September	2 - 2
October	1 - 3	October	3 - 1
November	0 - 4	November	1 - 3
December	1 - 1	December	0 - 2
Sunday	2 - 12	Sunday	5 - 5
		Monday	1 - 1
		Thursday	0 - 1
		Friday	0 - 1

NOTABLE PERFORMANCES VS. THE CHIEFS

CB KAIIR ELAM

- On 10/16/22 at Kansas City, Elam had four tackles and intercepted a Patrick Mahomes pass intended for Marquez Valdes-Scantling in the opening stanza. Became the first Bills rookie to tally interceptions in consecutive games since Tre'Davious White in 2017.

DE SEBASTIAN JOSEPH-DAY

- On 11/20/22 against Kansas City, Joseph-Day tallied four tackles, adding a forced fumble of Patrick Mahomes on a scramble, his first forced fumble since 2020 and first as a member of the Chargers.

TE CHIG OKONKWO

- On 11/16/22 at Kansas City, Okonkwo started at tight end and led the team with 48 receiving yards. Snared a reception on a tight end screen and raced 48 yards on the Titans' first play from scrimmage. Helped flip field position by keeping a 57-yard punt out of the end zone that was then downed at the Kansas City three-yard line late in the second quarter.

THIS WEEK'S NFL SCHEDULE

All times Central/p.m. unless otherwise noted

Thursday, Dec. 18			
L.A. Rams	at Seattle	7:15	Prime Video
Saturday, Dec. 20			
Philadelphia	at Washington	4:00	FOX
Green Bay	at Chicago	7:20	FOX
Sunday, Dec. 21			
Tampa Bay	at Carolina	12:00	FOX
Buffalo	at Cleveland	12:00	CBS
L.A. Chargers	at Dallas	12:00	FOX
Cincinnati	at Miami	12:00	CBS
N.Y. Jets	at New Orleans	12:00	CBS
Minnesota	at N.Y. Giants	12:00	FOX
Kansas City	at Tennessee	12:00	CBS
Atlanta	at Arizona	3:05	FOX
Jacksonville	at Denver	3:05	FOX
Pittsburgh	at Detroit	3:25	CBS
Las Vegas	at Houston	3:25	CBS
New England	at Baltimore	7:20	NBC
Monday, Dec. 22			
San Francisco	at Indianapolis	7:15	ESPN

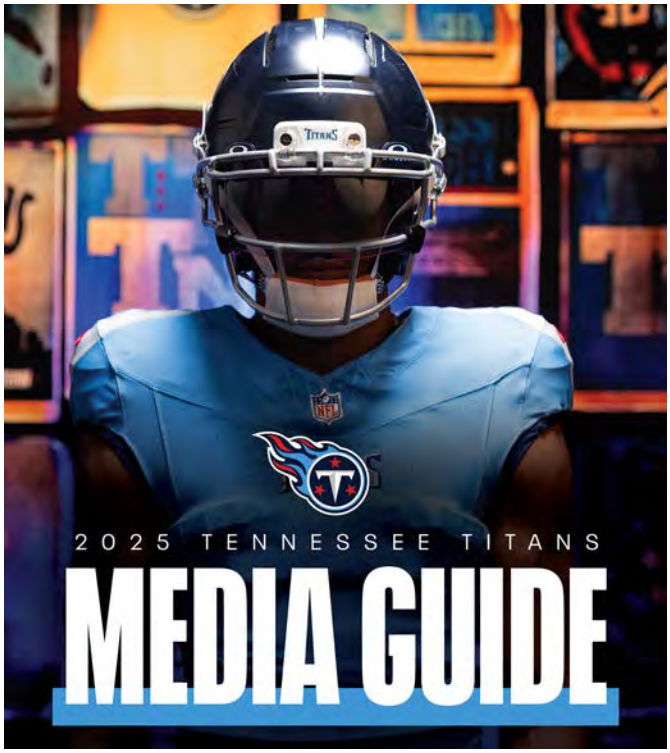

Click to access the 2025 Titans Media Guide

WHERE THE TEAMS RANK IN 2025

2025 OFFENSIVE STATISTICS AND NFL RANKING

OFFENSIVE CATEGORY	TITANS STAT (RANK)	CHIEFS STAT (RANK)
Yards / Game	250.5 (31)	357.9 (7)
Yards / Play	4.33 (31)	5.48 (13)
Rushing Yards / Game	88.6 (30)	113.9 (20)
Rushing Yards / Play	4.26 (18)	4.28 (16)
Passing Yards / Game	161.9 (31)	244.0 (5)
Passing Yards / Play	4.83 (32)	6.74 (13)
Interception Rate	1.49% (7)	2.37% (19)
Sacks / Pass Attempt	10.45% (26)	6.71% (15)
First Downs / Game	15.1 (32)	22.0 (4t)
Punt Return Avg	18.9 (1)	6.7 (28)
Kickoff Return Avg	25.8 (17)	26.4 (13)
Field Goals Made	80.00% (23t)	85.71% (17t)
3rd Down Pct	30.11% (32)	40.66% (11)
4th Down Pct	48.15% (24)	75.86% (1)
Red Zone Pct	53.85% (22)	60.00% (13t)
Goal to Go%	66.67% (25t)	66.67% (25t)
Avg Time of Possession	28:29 (28)	31:11 (7)
Points / Game	16.1 (29t)	23.4 (15t)
Turnover Margin	-4 (21t)	-2 (18t)

2025 DEFENSIVE STATISTICS AND NFL RANKING

DEFENSIVE CATEGORY	TITANS STAT (RANK)	CHIEFS STAT (RANK)
Yards / Game	356.6 (27)	303.1 (8)
Yards / Play	5.83 (27)	5.37 (17)
Rushing Yards / Game	123.6 (20)	99.1 (7)
Rushing Yards / Play	4.42 (21)	4.03 (11)
Passing Yards / Game	233.0 (25)	204.0 (14)
Passing Yards / Play	7.57 (29)	6.85 (22)
Interception Rate	1.39% (27)	1.92% (19)
Sacks / Pass Attempt	7.89% (11)	6.95% (18)
First Downs / Game	20.6 (24)	16.8 (3)
Punt Return Avg	9.6 (14)	15.7 (32)
Kickoff Return Avg	25.0 (9)	25.3 (13)
3rd Down Pct	40.57% (21)	42.53% (28)
4th Down Pct	75.00% (30)	27.78% (1)
Red Zone Pct	63.46% (27)	53.66% (10)
Goal to Go%	81.48% (25)	72.22% (13)
Points / Game	28.1 (28)	19.1 (5)
Point Differential / Game	-12.1 (32)	4.3 (11)
Yard Differential / Game	-106.1 (32)	54.9 (8)

CHIEFS HEAD COACH ANDY REID

ANDY REID AT A GLANCE

- **Regular season record:** 279-154-1
- **Postseason record:** 28-17
- **Overall record:** 307-171-1
- **Vs. Titans:** 3-9
- **On the road vs. Titans:** 1-4
- **At home vs. Titans:** 2-5
- **vs. Mike McCoy:** 6-2
- **Year as Chiefs head coach:** 13
- **Year as NFL head coach:** 27

Andy Reid's Assistant Coaching Staff:

Louie Addizio	Defensive Quality Control
Joe Bleymaier	Pass Game Coordinator
Rick Burkholder	Vice President of Sports Medicine Performance
Greg Carbin	Assistant Strength and Conditioning
Nick Cassetta	Assistant Strength and Conditioning
Joe Cullen	Defensive Line
Brendan Daly	Linebackers
Mark DeLeone	Assistant Running Backs
Porter Ellett	Assistant Special Teams
Connor Embree	Wide Receivers
Mike Frazier	Statistical Analysis Coordinator
David Girardi	Quarterbacks
Andy Heck	Offensive Line
Matt House	Senior Defensive Assistant
Corey Matthaei	Assistant Offensive Line
Tom Melvin	Tight Ends
Dave Merritt	Defensive Backs
Chris Orr	Defensive Quality Control
Matt Nagy	Offensive Coordinator
Todd Pinkston	Running Backs
Spencer Reid	Assistant Strength and Conditioning
Ryan Reynolds	Head Strength and Conditioning/Dir. of Sports Science
Marc Richards	Football Research Analyst
Kevin Saxton	Offensive Assistant
Steve Spagnuolo	Defensive Coordinator
Dave Toub	Assistant Head Coach/Special Teams Coordinator
Alex Whittingham	Assistant Defensive Line
Dan Williams	Assistant Quarterbacks
Rod WIlson	Offensive Linebackers

Andy Reid was named the 13th head coach of the Kansas City Chiefs on Jan. 7, 2013.

In his 27th season as an NFL head coach, Reid's 279 regular season wins are the fourth most in NFL history and the most among active head coaches.

Reid's Chiefs teams have made it to the playoffs 11 times and played in seven consecutive AFC Championship games (2018-24). He added Super Bowl champion to his resume after he led the Chiefs to a 31-20 come-from-behind win in Super Bowl LIV and added two more Super Bowl titles (LVII, LVIII) in five appearances since 2019 (2019, 2020, 2022, 2023, 2024). From 2022-23, Reid's Chiefs became the first NFL team to repeat as Super Bowl champions since the New England Patriots in 2003-04.

Reid joined the Chiefs after 14 seasons as head coach/executive vice president of football operations of the Philadelphia Eagles where he compiled a 130-93-1 (.583) regular season record and a Super Bowl appearance following the 2004 season.

Including his years as an assistant coach, Reid's teams have made the playoffs 26 times, and he has coached in eight Super Bowls and 15 championship games (eight NFC, seven AFC). He owns three Sporting News NFL Coach of the Year titles (2000, 2002, 2018).

In 2024, Kansas City registered a 15-2 record, the best single-season record in franchise history and won their ninth-straight AFC West division title. The Chiefs qualified for Super Bowl LIX, their third in three seasons, falling to the Eagles.

Reid has been integral to the development of quarterback **Patrick Mahomes**, whom he's helped to two AP NFL MVP awards (2018, 2022) and several NFL and Chiefs franchise records.

In his first year with the Chiefs, Reid was named the 2013 AFC Coach of the Year by the 101 Committee after his squad recorded the greatest single-season turnaround in franchise history. Reid's team finished with an 11-5 record, a nine-game turnaround from the previous season and qualified for the postseason for the first time since 2010.

While compiling his 10-9 postseason record with Philadelphia, Reid led the Eagles to one Super Bowl appearance, a game that saw Philadelphia fall by a field goal to the New England Patriots in Super Bowl XXXIX.

Reid guided Philadelphia to nine playoff appearances (2000-04, 2006, 2008-10) during his 14-year tenure in Philadelphia. During that time period, only Indianapolis (12) and New England (10) had more postseason appearances than the Eagles.

Reid was joined the Eagles in 1999 after spending seven seasons as an assistant coach with the Green Bay Packers under head coach **Mike Holmgren**. Reid served as quarterbacks coach/assistant head coach in 1997-98 while quarterback **Brett Favre** earned AP NFL MVP honors.

In his time with the Packers, the team represented the NFC twice in back-to-back Super Bowls, defeating New England in Super Bowl XXXI and falling to Denver in Super Bowl XXXII.

A native of Los Angeles, Calif., Reid prepped at John Marshall High School in Los Angeles and went on to go to Glendale (Calif.) Junior College before attending Brigham Young.

ANDY REID'S COACHING BACKGROUND:

2013-25:	Kansas City Chiefs - Head Coach
1999-12:	Philadelphia Eagles - Head Coach
1997-98:	Green Bay Packers - Assistant to Head Coach/Quarterbacks Coach
1992-96:	Green Bay Packers - Assistant Offensive Line/Tight Ends Coach
1989-91:	Missouri - Offensive Line Coach
1987-88:	UTEP - Offensive Line Coach
1986:	Northern Arizona - Offensive Line Coach
1983-85:	San Francisco State - Offensive Line Coach
1982:	Brigham Young University - Graduate Assistant

TITANS-CHIEFS CONNECTIONS

FORMER CHIEFS

- Titans general manager **Mike Borgonzi** spent 16 seasons (2009-24) in the Chiefs front office. He started as an administrator of college scouting for the 2009 season and eventually rose to assistant general manager for four seasons (2021-24). During Borgonzi's time with the Chiefs, the Chiefs won three Super Bowls (LIV, LVII, LVIII).

FORMER TITANS

- Chiefs cornerback **Kristian Fulton** was drafted by the Titans in the second round (61st overall) of the 2020 NFL Draft and spent four seasons (2020-23) with the club.

CHIEFS WITH TENNESSEE CONNECTIONS

- Chiefs offensive tackle **Wanya Morris** spent two seasons (2019-20) at the University of Tennessee.
- Chiefs offensive guard **Trey Smith** is a native of Humboldt, Tenn., and spent four seasons (2017-20) at the University of Tennessee.

COLLEGE CONNECTIONS

Cal	CB Marcus Harris	(2024)
	CB Nohl Williams	(2023-24)
LSU	C Lloyd Cushenberry III	(2016-19)
	OLB Arden Key	(2015-17)
	CB Kristian Fulton	(2016-19)
Texas	TE Gunnar Helm	(2021-24)
	WR Xavier Worthy	(2021-23)
Penn State	S Kevin Winston Jr. (IR)	(2022-24)
	C Hunter Nourzad	(2022-23)
Tennessee	DT Shy Tuttle	(2015-18)
	G Hunter Nourzad	(2017-20)

FORMER NFL TEAMMATES

Baltimore Ravens	LS Morgan Cox	(2010-20)
	OLB Jihad Ward	(2019-20)
	Lori Locust	*(2018)*
	WR Hollywood Brown	(2019-21)
	Joe Cullen	*(2016-20)*
	Steve Spagnuolo	*(2013-14)*
Chicago Bears	*Tyke Tolbert*	*(2022-23)*
	Travis Smith	*(2022-24)*
	NT Mike Pennel	(2022)
	TE Robert Tonyan	(2023)
Green Bay Packers	*Chad Brinker*	*(2010-22)*
	NT Mike Pennel	(2014-16)
	TE Robert Tonyan	(2017-22)

FORMER NFL TEAMMATES

Indianapolis Colts	CB Darrell Baker Jr.	(2022-23)
	QB Gardner Minshew II	(2023)
Jacksonville Jaguars	OLB Arden Key	(2022)
	Mike McCoy	*(2022-24)*
	T Jawaan Taylor	(2019-22)
Los Angeles Chargers	DE Sebastian Joesph-Day	(2022-23)
	LB Drue Tranquill	(2019-22)
	DT Jerry Tillery	(2019-22)
Minnesota Vikings	OLB Jihad Ward	(2024)
	TE Robert Tonyan	(2024)
	DT Jerry Tillery	(2024)
New England Patriots	OLB Truman Jones	(2024)
	WR Tyquan Thornton	(2022-24)
New York Jets	*Dennard Wilson*	*(2017-20)*
	NT Mike Pennel	(2017-18)
Pittsburgh Steelers	T Dan Moore Jr.	(2021-24)
	WR Juju Smith-Schuster	(2017-21)
San Francisco 49ers	QB Brandon Allen	(2023-24)
	DE Sebastian Joseph-Day	(2023)
	OLB Arden Key	(2021)
	OT Jaylon Moore	(2021-24)
	RB Elijah Mitchell	(2021-24)
	DT Charles Omenihu	(2021-22)
Tampa Bay Buccaneers	*Luke Stocker (as a player)*	*(2011-17)*
	Joe Cullen	*(2014-15)*

Italics indicates Coach or Personnel Staff

CAREER GAME-BY-GAME STATS VS. THE CHIEFS: TITANS OFFENSE

QUARTERBACKS

Brandon Allen (Passing)

Date	Opp	W-L	G/S	Att	Cmp	Pct	Yds	Yd/A	TD	TD%	Int	Int%	Lg	Sk	Lst	Rate
1/2/22	KC	W		1	0	0.0	0	0.0	0	0.0	0	0.0	0	0	0	39.6
Totals		**1-0**	**1/0**	1	0	0.0	0	0.0	0	0.0	0	0.0	0	0	0	39.6

Brandon Allen (Rushing)

Date	Opp	W-L	G/S	Att	Yds	Avg	Lg	TD
1/2/22	KC	W		1	0	0.0	0	0
Totals		**1-0**	**1/0**	**1**	**0**	**0.0**	**0**	**0**

Cam Ward (Passing)

Date	Opp	W-L	G/S	Att	Cmp	Pct	Yds	Yd/A	TD	TD%	Int	Int%	Lg	Sk	Lst	Rate
None																
Totals		**0-0**	**0/0**	**0**	**0**	**0.0**	**0**	**0**	**0**	**0**	**0**	**0.0**	**0**	**0**	**0**	**0**

Cam Ward (Rushing)

Date	Opp	W-L	G/S	Att	Yds	Avg	Lg	TD
None								
Totals		**0-0**	**0/0**	**0**	**0**	**0.0**	**0**	**0**

RUNNING BACKS

Julius Chestnut

				Rushing					Receiving				
Date	Opp	W-L	G/S	Att	Yds	Avg	Lg	TD	Rec	Yds	Avg	Lg	TD
None													
Totals		**0-0**	**0/0**	**0**	**0**	**-**	**-**	**0**	**0**	**0**	**-**	**-**	**0**

Kalel Mullings

				Rushing					Receiving				
Date	Opp	W-L	G/S	Att	Yds	Avg	Lg	TD	Rec	Yds	Avg	Lg	TD
None													
Totals		**0-0**	**0/0**	**0**	**0**	**-**	**-**	**0**	**0**	**0**	**-**	**-**	**0**

Tony Pollard

				Rushing					Receiving				
Date	Opp	W-L	G/S	Att	Yds	Avg	Lg	TD	Rec	Yds	Avg	Lg	TD
11/21/21	@KC	L		7	50	7.1	31	0	2	20	10.0	14	0
Totals		**0-1**	**1/0**	**7**	**50**	**7.1**	**31**	**0**	**2**	**20**	**10.0**	**14**	**0**

Tyjae Spears

				Rushing					Receiving				
Date	Opp	W-L	G/S	Att	Yds	Avg	Lg	TD	Rec	Yds	Avg	Lg	TD
None													
Totals		**0-0**	**0/0**	**0**	**0**	**-**	**-**	**0**	**0**	**0**	**-**	**-**	**0**

WIDE RECEIVERS

Elic Ayomanor

Date	Opp	W-L	G/S	Rec	Yds	Avg	Lg	TD
None								
Totals		**0-0**	**0/0**	**0**	**0**	**-**	**-**	**0**

Chimere Dike

Date	Opp	W-L	G/S	Rec	Yds	Avg	Lg	TD
None								
Totals		**0-0**	**0/0**	**0**	**0**	**-**	**-**	**0**

Van Jefferson

Date	Opp	W-L	G/S	Rec	Yds	Avg	Lg	TD
11/27/22	@KC	L		3	29	9.7	16	1
12/25/24	KC	L		0	0	-	-	0
Totals		**0-2**	**2/0**	**3**	**29**	**9.7**	**16**	**1**

Mason Kinsey

Date	Opp	W-L	G/S	Rec	Yds	Avg	Lg	TD
10/24/21	KC	W		0	0	-	-	0
Totals		**1-0**	**1/0**	**0**	**0**	**-**	**-**	**0**

James Proche II

Date	Opp	W-L	G/S	Rec	Yds	Avg	Lg	TD
9/28/20	KC	L		0	0	-	-	0
9/19/21	KC	W		0	0	-	-	0
12/15/24	KC	L		0	0	-	-	0
Totals		**1-2**	**3/0**	**0**	**0**	**-**	**-**	**0**

CAREER GAME-BY-GAME STATS VS. THE CHIEFS: TITANS OFFENSE

TIGHT ENDS

Gunnar Helm

Date	Opp	W-L	G/S	Rec	Yds	Avg	Lg	TD
None								
Totals		**0-0**	**0/0**	**0**	**0**	**-**	**-**	**0**

David Martin-Robinson

Date	Opp	W-L	G/S	Rec	Yds	Avg	Lg	TD
None								
Totals		**0-0**	**0/0**	**0**	**0**	**-**	**-**	**0**

Chig Okonkwo

Date	Opp	W-L	G/S	Rec	Yds	Avg	Lg	TD
11/6/22	@KC	L	TE	1	48	48.0	48	0
Totals		**0-1**	**1/1**	**1**	**48**	**48.0**	**48**	**0**

CAREER GAME-BY-GAME STATS VS. THE CHIEFS: TITANS SPECIAL TEAMS

RETURNERS

Chimere Dike

Date	Opp	W-L	PR	FC	Yds	Avg	Lg	TD	KR	Yds	Avg	Lg	TD
None													
Totals		**0-0**	**0**	**0**	**0**	**-**	**-**	**0**	**0**	**0**	**-**	**-**	**0**

KICKERS

Joey Slye

Date	Opp	W-L	FGM	FGA	Pct	XPM	XPA	1-19	20-29	30-39	40-49	50+	Lg	KO	TB
11/8/20	@KC	L	1	3	33.3	4	4	0-0	0-0	0-0	1-1	0-2	47	4	4
Totals		**0-1**	**1**	**3**	**33.3**	**4**	**4**	**0-0**	**0-0**	**0-0**	**1-1**	**0-2**	**47**	**4**	**4**

PUNTERS

Johnny Hekker

Date	Opp	W-L	Num	Blk	Yds	Avg	Lg	TB	In20	NetAvg
10/26/14	@KC	L	6	0	324	54.0	60	1	1	46.2
11/19/18	KC	W	4	0	222	55.5	68	0	3	50.0
11/24/24	KC	L	2	0	103	51.5	55	0	1	53.5
Totals		**1-2**	**12**	**0**	**649**	**54.1**	**68**	**1**	**5**	**48.7**

CAREER GAME-BY-GAME STATS VS. THE CHIEFS: TITANS DEFENSE

Jalyn Armour-Davis (CB)

Date	Opp	W-L	G/S	Tackle	Sack	Int	FF	FR
9/5/24	@KC	L	CB	1	0.0	0	0	0
Totals		**0-1**	**1/1**	**1**	**0.0**	**0**	**0**	**0**

Joe Bachie (LB)

Date	Opp	W-L	G/S	Tackle	Sack	Int	FF	FR
12/4/22	KC	W		0	0.0	0	0	0
12/31/23	@KC	L		0	0.0	0	0	0
9/15/24	@KC	L		0	0.0	0	0	0
Totals		**1-2**	**3/0**	**0**	**0.0**	**0**	**0**	**0**
Playoffs								
1/29/23	@KC	L		0	0.0	0	0	0
Totals		**0-1**	**1/0**	**0**	**0.0**	**0**	**0**	**0**

Darrell Baker Jr. (CB)

Date	Opp	W-L	G/S	Tackle	Sack	Int	FF	FR
None								
Totals		**0-0**	**0/0**	**0**	**0.0**	**0**	**0**	**0**

Cody Barton (LB)

Date	Opp	W-L	G/S	Tackle	Sack	Int	FF	FR
12/24/22	@KC	L	MLB	8	0.0	0	0	0
11/10/24	@KC	L	MLB	8	0.0	0	0	0
1/5/25	KC	W	MLB	3	0.0	0	0	0
Totals		**1-2**	**3/3**	**19**	**0.0**	**0**	**0**	**0**

Kendell Brooks (DB)

Date	Opp	W-L	G/S	Tackle	Sack	Int	FF	FR
None								
Totals		**0-0**	**0/0**	**0**	**0.0**	**0**	**0**	**0**

Mike Brown (S)

Date	Opp	W-L	G/S	Tackle	Sack	Int	FF	FR
None								
Totals		**0-0**	**0/0**	**0**	**0.0**	**0**	**0**	**0**

CAREER GAME-BY-GAME STATS VS. THE CHIEFS: TITANS DEFENSE

Kaiir Elam (CB)

Date	Opp	W-L	G/S	Tackle	Sack	Int	FF	FR
10/16/22	@KC	W	CB	4	0.0	1	0	0
Totals		**1-0**	**1/1**	**4**	**0.0**	**1**	**0**	**0**
Playoffs								
1/21/24	KC	L		0	0.0	0	0	0
1/26/25	@KC	L		3	0.0	0	0	0
Totals		**0-2**	**2/0**	**3**	**0.0**	**0**	**0**	**0**

Cedric Gray (LB)

Date	Opp	W-L	G/S	Tackle	Sack	Int	FF	FR
None								
Totals		**0-0**	**0/0**	**0**	**0.0**	**0**	**0**	**0**

Jaylen Harrell (OLB)

Date	Opp	W-L	G/S	Tackle	Sack	Int	FF	FR
None								
Totals		**0-0**	**0/0**	**0**	**0.0**	**0**	**0**	**0**

Marcus Harris (CB)

Date	Opp	W-L	G/S	Tackle	Sack	Int	FF	FR
None								
Totals		**0-0**	**0/0**	**0**	**0.0**	**0**	**0**	**0**

Amani Hooker (S)

Date	Opp	W-L	G/S	Tackle	Sack	Int	FF	FR
11/10/19	KC	W		2	0.0	0	0	0
Totals		**1-0**	**1/0**	**2**	**0.0**	**0**	**0**	**0**
Playoffs								
1/19/20	@KC	L		0	0.0	0	0	0
Totals		**0-1**	**1/0**	**0**	**0.0**	**0**	**0**	**0**

Truman Jones (OLB)

Date	Opp	W-L	G/S	Tackle	Sack	Int	FF	FR
None								
Totals		**0-0**	**0/0**	**0**	**0.0**	**0**	**0**	**0**

Sebastian Joseph-Day (DE)

Date	Opp	W-L	G/S	Tackle	Sack	Int	FF	FR
9/15/22	@KC	L	DT	4	0.0	0	0	0
11/20/22	KC	L	DT	4	0.0	0	1	0
10/22/23	@KC	L	DT	0	0.0	0	0	0
Totals		**0-3**	**3/3**	**8**	**0.0**	**0**	**1**	**0**
Playoffs								
2/11/24	@KC	L		1	0.0	0	0	0
Totals		**0-1**	**1/0**	**1**	**0.0**	**0**	**0**	**0**

Arden Key (OLB)

Date	Opp	W-L	G/S	Tackle	Sack	Int	FF	FR
12/2/18	KC	L	DE	0	0.0	0	0	0
12/30/18	@KC	L	DE	1	0.0	0	0	0
9/15/19	KC	L		0	0.0	0	0	0
10/11/20	@KC	W		2	0.0	0	0	0
11/22/20	KC	L		2	0.0	0	0	0
11/13/22	@KC	L		2	0.0	0	0	0
Totals		**1-5**	**6/2**	**7**	**0.0**	**0**	**0**	**0**
Playoffs								
1/21/23	@KC	L		1	0.0	0	0	0
Totals		**0-1**	**1/0**	**1**	**0.0**	**0**	**0**	**0**

James Lynch (DL)

Date	Opp	W-L	G/S	Tackle	Sack	Int	FF	FR
None								
Totals		**0-0**	**0/0**	**0**	**0.0**	**0**	**0**	**0**

Dorian Mausi (LB)

Date	Opp	W-L	G/S	Tackle	Sack	Int	FF	FR
None								
Totals		**0-0**	**0/0**	**0**	**0.0**	**0**	**0**	**0**

C.J. Ravenell (DL)

Date	Opp	W-L	G/S	Tackle	Sack	Int	FF	FR
None								
Totals		**0-0**	**0/0**	**0**	**0.0**	**0**	**0**	**0**

Jerrick Reed II (S)

Date	Opp	W-L	G/S	Tackle	Sack	Int	FF	FR
None								
Totals		**0-0**	**0/0**	**0**	**0.0**	**0**	**0**	**0**

Micah Robinson (CB)

Date	Opp	W-L	G/S	Tackle	Sack	Int	FF	FR
None								
Totals		**0-0**	**0/0**	**0**	**0.0**	**0**	**0**	**0**

Jeffery Simmons (DT)

Date	Opp	W-L	G/S	Tackle	Sack	Int	FF	FR
11/10/19	KC	W	DE	2	0.0	0	0	0
10/24/21	KC	W	DT	2	0.0	0	0	0
11/6/22	@KC	L	DT	4	0.0	0	0	0
Totals		**2-1**	**3/3**	**8**	**0.0**	**0**	**0**	**0**
Playoffs								
1/19/20	@KC	L		0	0.0	0	0	0
Totals		**0-1**	**1/0**	**0**	**0.0**	**0**	**0**	**0**

T'Vondre Sweat (NT)

Date	Opp	W-L	G/S	Tackle	Sack	Int	FF	FR
None								
Totals		**0-0**	**0/0**	**0**	**0.0**	**0**	**0**	**0**

Shy Tuttle (DT)

Date	Opp	W-L	G/S	Tackle	Sack	Int	FF	FR
12/20/20	KC	L	DT	5	0.0	0	0	0
11/24/24	KC	L	DT	1	0.0	0	0	0
Totals		**0-2**	**2/2**	**6**	**0.0**	**0**	**0**	**0**

Jihad Ward (OLB)

Date	Opp	W-L	G/S	Tackle	Sack	Int	FF	FR
10/16/16	KC	L	DE	1	0.0	0	0	0
12/8/16	@KC	L	DT	7	0.0	0	0	0
9/28/20	KC	L		2	0.0	0	0	0
Totals		**0-3**	**3/2**	**10**	**0.0**	**0**	**0**	**0**

James Williams Sr. (LB)

Date	Opp	W-L	G/S	Tackle	Sack	Int	FF	FR
None								
Totals		**0-0**	**0/0**	**0**	**0.0**	**0**	**0**	**0**

Kevin Winston Jr. (S)

Date	Opp	W-L	G/S	Tackle	Sack	Int	FF	FR
None								
Totals		**0-0**	**0/0**	**0**	**0.0**	**0**	**0**	**0**

Xavier Woods (S)

Date	Opp	W-L	G/S	Tackle	Sack	Int	FF	FR
11/5/17	KC	W		2	0.0	0	0	0
11/24/24	KC	L	S	8	0.0	0	0	0
Totals		**1-1**	**2/1**	**10**	**0.0**	**0**	**0**	**0**

REGULAR TITANS LINEUP IN 2025

OFFENSIVE STARTERS

WR **11-Van Jefferson (6-1, 200, 6th Year/1st with Titans, Florida)** - Signed as an unrestricted free agent in 2025, Jefferson previously played for the Rams (2020-23), Falcons (2023) and Steelers (2024). In 78 games prior to his arrival in Tennessee, he totaled 137 receptions for 1,876 yards and 12 touchdowns.

	G	GS	Rec	Yds	Avg	Lg	TD
2025	14	6	24	280	11.7	43	1
Career	92	53	161	2,156	13.4	79t	13

TE **85-Chig Okonkwo (6-3, 238, 4th Year/4th with Titans, Maryland)** - Okonkwo (pronounced "oh-KAHN-kwoh"), a 2022 fourth-rounder, appeared in every game over his first three seasons. He totaled 52 receptions for 479 yards to lead the team's tight ends in 2024 while tying his career high with 11 starts.

	G	GS	Rec	Yds	Avg	Lg	TD
2025	14	10	45	459	10.2	39	0
Career	65	40	183	1,916	10.5	70t	6

LT **75-Dan Moore Jr. (6-5, 315, 5th Year/1st with Titans, Texas A&M)** - Moore was signed as an unrestricted free agent in 2025 after starting 66 games at left tackle for the Pittsburgh Steelers during his first four NFL seasons.
2025 G/GS: 13/13, **Career G/GS:** 79/79

LG **77-Peter Skoronski (6-4, 313, 3rd Year/3rd with Titans, Northwestern)** - The 11th overall pick in 2023 started 14 games at left guard as a rookie and then started every game at left guard in 2024. He transitioned from playing left tackle at Northwestern, where he never missed a game or start.
2025 G/GS: 14/14, **Career G/GS:** 45/45

C **79-Lloyd Cushenberry III (6-4, 315, 6th Year/2nd with Titans, Louisiana State)** - The former third-round pick started 57 games in four seasons in Denver before signing in Tennessee as an unrestricted free agent in 2024. He started eight games at center in 2024 before finishing the season on injured reserve.
2025 G/GS: 12/12, **Career G/GS:** 77/77

RG **70-Kevin Zeitler (6-4, 332, 14th Year/1st with Titans, Wisconsin)** - Zeitler entered the NFL in 2012 as a first-rounder in Cincinnati. He also spent time with the Browns, Giants, Ravens and Lions before signing with the Titans in 2025. He was a Pro Bowl selection with the Ravens in 2023.
2025 G/GS: 13/13, **Career G/GS:** 211/210

RT **55-JC Latham (6-6, 342, 2nd Year/2nd with Titans, Alabama)** - The seventh overall pick in 2024 started all 17 games at left tackle as a rookie. Before the NFL, he played in 41 games with 27 consecutive starts at right tackle over three seasons at Alabama (2021-23). He was a second-team All-American in 2023.
2025 G/GS: 10/10, **Career G/GS:** 27/27

WR **17-Chimere Dike (6-1, 196, Rookie, Florida)** - The fourth-rounder (103rd overall) played four seasons (2020-23) at Wisconsin and one at Florida (2024). In five total seasons, he tallied 139 receptions for 2,261 yards and 11 touchdowns. Additionally, he recorded 26 punt returns for 300 yards and 20 kickoff returns for 472 yards.

Receiving	G	GS	Rec	Yds	Avg	Lg	TD
2025	14	7	38	301	7.9	38t	3
Career	14	7	38	301	7.9	38t	3

Returns	PR	FC	Yds	Avg	Lg	TD	KR	Yds	Avg	Lg	TD
2025	18	23	359	19.9	90t	2	55	1,413	25.7	71	0
Career	18	23	359	19.9	90t	2	55	1,413	25.7	71	0

WR **5-Elic Ayomanor (6-2, 206, Rookie, Stanford)** - The fourth-round pick is a native of Medicine Hat, Alberta, Canada. He totaled 125 receptions for 1,844 yards and 12 touchdowns over two seasons (2023-2024) at Stanford, leading the Cardinal in receptions and receiving yards in each season with the team.

	G	GS	Rec	Yds	Avg	Lg	TD
2025	13	12	31	370	11.9	33	3
Career	13	12	31	370	11.9	33	3

QB **1-Cam Ward (6-2, 219, Rookie, Miami (Fla.))** - The No. 1 overall pick began college at Incarnate Word (2020-21) before transferring to Washington State (2022-23) and then ending his career at Miami (2024). In five total seasons, he started in 57 games, completing 1,516 of 2,330 passes for 18,184 yards with a Division I-record 158 touchdown passes. He led Miami to a 10-3 record in 2024.

	G	GS	Att	Cmp	Pct	Yds	TD	Int	Lg	Sk	Rate
2025	14	14	469	278	59.3	2,638	11	7	47	49	76.5
Career	14	14	469	278	59.3	2,638	11	7	47	49	76.5

RB **20-Tony Pollard (6-0, 209, 7th Year/2nd with Titans, Memphis)** - The Memphis native was a fourth-round pick in 2019 and spent five seasons in Dallas before joining the Titans as an unrestricted free agent. His 1,079 rushing yards in 2024 tied for 12th in the NFL and gave him three consecutive 1,000-yard seasons.

	G	GS	Att	Yds	Avg	Lg	TD	Rec	Yds	Avg	Lg	TD
2025	14	14	189	847	4.5	65t	5	28	179	6.4	29	0
Career	109	53	1,211	5,547	4.6	65t	33	245	1,736	7.1	68t	5

OFFENSIVE RESERVES

QB **10-Brandon Allen (6-2, 209, 9th Year/1st with Titans, Arkansas)** - Prior to signing with Tennessee in 2025, the former sixth-round pick (2016, Jacksonville) appeared in 18 games with 10 starts. He has also spent time with the Rams (2017-19), Broncos (2019), Bengals (2020-22) and 49ers (2023-24).

	G	GS	Att	Cmp	Pct	Yds	TD	Int	Lg	Sk	Rate
2025	0	0	0	0	-	0	0	0	-	0	-
Career	18	10	293	166	56.7	1,810	11	8	75t	23	76.2

RB **36-Julius Chestnut (5-11, 228, 4th Year/4th with Titans, Sacred Heart)** - The former undrafted free agent appeared in a career-high 17 games in 2024 after being limited to three games in 2023. His 102 rushing yards in 2024 set a career high.

	G	GS	Att	Yds	Avg	Lg	TD	Rec	Yds	Avg	Lg	TD
2025	14	0	10	39	3.9	27	0	0	0	-	0	0
Career	40	0	41	153	3.7	27	0	5	52	10.4	33	0

T **78-Brandon Crenshaw-Dickson (6-7, 316, Rookie, Florida)** - The undrafted rookie transferred to Florida for his final college season (2024), logging 11 starts at right tackle. He spent the first four years (2019-23) of his college career at San Diego State, where he logged 18 starts at right tackle and 17 at left tackle.
2025 G/GS: 4/1, **Career G/GS:** 4/1

G **71-Garrett Dellinger (6-5, 320, Rookie, Louisiana State)** - Joined the Titans off waivers from Cleveland on Dec. 16, 2025. He was a seventh-round pick with Baltimore in 2025 prior to signing with Cleveland. At LSU, he played 41 games with 30 starts, primarily at left guard.
2025 G/GS: 1/0, **Career G/GS:** 1/0

TE **84-Gunnar Helm (6-5, 241, Rookie, Texas)** - The fourth-rounder (120th overall) played in 54 games at Texas (2021-24) with 26 starts. He recorded 79 receptions for 1,022 yards and nine touchdowns in his college career. As a senior, he was second-team All-SEC with 60 catches for 786 yards and seven scores.

	G	GS	Rec	Yds	Avg	Lg	TD
2025	14	8	41	347	8.5	34t	2
Career	14	8	41	347	8.5	34t	2

WR **12-Mason Kinsey (5-11, 200, 3rd Year/3rd with Titans, Berry College)** - The receiver and returner originally signed with the team as a rookie free agent in 2020. He appeared in three total games prior to 2023 until setting a career high with six games played in 2023 and matching the number in 2024.

Receiving	G	GS	Rec	Yds	Avg	Lg	TD
2025	7	0	1	14	14.0	14	0
Career	22	0	5	40	8.0	14	0

C/G **62-Corey Levin (6-4, 307, 7th Year/7th with Titans, Chattanooga)** - A sixth-round pick in 2017, Levin has spent most of his career with the Titans, appearing in 71 games through 2024. He has also spent time during his career with the N.Y. Jets, Broncos, Bears and Patriots.
2025 G/GS: 14/2, **Career G/GS:** 85/7

TE **88-David Martin-Robinson (6-3, 247, 2nd Year/2nd with Titans, Temple)** - The 2024 rookie free agent played in five games as a rookie in 2024 following a six-year collegiate career. In 47 games at Temple (2018-23), he caught 94 passes for 1,177 yards and six touchdowns.

	G	GS	Rec	Yds	Avg	Lg	TD
2025	14	4	2	7	3.5	6	1
Career	19	6	3	13	4.3	6	1

RB **31-Kalel Mullings (6-2, 226, Rookie, Michigan)** - The sixth-rounder (188th overall) appeared in 56 games in five seasons at Michigan (2020-24). He began college as a linebacker before switching to running back during his junior campaign, totaling 235 career carries for 1,201 yards and 16 touchdowns.

	G	GS	Att	Yds	Avg	Lg	TD	Rec	Yds	Avg	Lg	TD
2025	6	0	1	3	3.0	3	0	0	0	-	-	0
Career	6	0	1	3	3.0	3	0	0	0	-	-	0

WR **13-James Proche II (5-11, 193, 6th Year/1st with Titans, Southern Methodist)** - The former sixth-round pick previously played for the Ravens (2020-22) and Browns (2023-24) before signing in Tennessee in 2025. Prior to joining the Titans, his career totals included 28 passes for 299 yards as well as an 8.7-yard punt return average on 68 returns.

	G	GS	Rec	Yds	Avg	Lg	TD
2025	6	2	4	55	13.8	23	0
Career	68	2	32	354	11.1	32	0

REGULAR TITANS LINEUP IN 2025

G **64-Jackson Slater (6-3, 311, Rookie, Sacramento State)** - The fifth-round pick (167th overall) started 44 games during his four seasons (2021-24) at Sacramento State, including 42 starts at left guard and two starts at left tackle. As a senior in 2024, he was a first-team AP All-American.
2025 G/GS: 9/0, **Career G/GS:** 9/0

RB **2-Tyjae Spears (5-11, 195, 3rd Year/3rd with Titans, Tulane)** - The third-round pick totaled 765 rushing yards and 609 receiving yards during his first two seasons. He was fourth among rookie running backs in 2023 with 838 scrimmage yards. At Tulane, he rushed for 2,910 yards and 31 touchdowns on 427 carries. First name pronounced "TAH-zhay."

	G	GS	Att	Yds	Avg	Lg	TD	Rec	Yds	Avg	Lg	TD
2025	10	0	50	211	4.2	41	1	32	203	6.3	26	0
Career	39	2	234	976	4.2	41	7	114	812	7.1	48	2

OL **72-Olisaemeka Udoh (6-6, 320, 7th Year/1st with Titans, Elon)** - Udoh (name pronounced "OH-lee-suh-MEE-kah OO-doh" was added as a free agent in 2025. He arrived in Tennessee with six years of NFL experience at multiple offensive line positions, including five seasons (2019-23) with the Minnesota Vikings and one season (2024) with the New Orleans Saints.
2025 G/GS: 14/4, **Career G/GS:** 71/23

SPECIALISTS

LS **46-Morgan Cox (6-4, 233, 16th Year/5th with Titans, Tennessee)** - The five-time Pro Bowl selection did not miss a game in his first four seasons in Tennessee. He was signed as an unrestricted free agent in 2021 after playing his first 11 seasons in Baltimore.
2025 G/GS: 14/0, **Career G/GS:** 247/0

P **3-Johnny Hekker (6-5, 225, 14th Year/1st with Titans, Oregon State)** - Prior to signing with the Titans in 2025 as an unrestricted free agent, Hekker spent 10 seasons with the Rams (2012-21) and three campaigns with the Panthers (2022-24). He earned All-Pro honors in six-consecutive seasons (2013-18) and has been named to four Pro Bowls (2013, 2015-17).

	G	Punt	Yds	Avg	TB	In20	Lg	Blk	Net
2025	14	67	3,116	46.5	6	18	65	0	40.1
Career	226	1,030	48,168	46.8	57	396	78	4	42.7

K **6-Joey Slye (5-11, 213, 7th Year/1st with Titans, Virginia Tech)** - Prior to signing with the Titans in 2025 as an unrestricted free agent, Slye appeared in 95 total games with the Panthers (2019-20), Texans (2022), 49ers (2022), Commanders (2022-23) and Patriots (2024).

	G	XPM	XPA	FGM	FGA	Pct	LG	Pts
2025	13	20	21	23	29	79.3	57	89
Career	108	183	203	170	209	81.3	63	693

DEFENSIVE STARTERS

DE **69-Sebastian Joseph-Day (6-4, 310, 7th Year/2nd with Titans, Rutgers)** - The former sixth-round pick was signed by the Titans in 2024 as an unrestricted free agent after previous time with the Rams (2018-21), Chargers (2022-23) and 49ers (2023). In 2024, he played 17 games for the first time in his career and accounted for 2.5 sacks.

	GP	GS	Tackle	Sack	QBP	TFL	Int	PD	FF	FR	SpT
2025	14	9	39	2.0	16	6	0	0	0	1	0
Career	102	89	313	15.5	107	30	1	6	2	2	0

NT **93-T'Vondre Sweat (6-4, 366, 2nd Year/2nd with Titans, Texas)** - Sweat was selected in the second round (38th overall) of the 2024 NFL Draft after winning the 2023 Outland Trophy at Texas. As a rookie, he was named to the PFF and PFWA All-Rookie teams after leading rookie defensive linemen with 667 defensive snaps.

	GP	GS	Tackle	Sack	QBP	TFL	Int	PD	FF	FR	SpT
2025	9	9	26	2.0	10	3	0	1	0	0	0
Career	26	25	77	3.0	33	7	0	2	1	1	0

DT **98-Jeffery Simmons (6-4, 305, 7th Year/7th with Titans, Mississippi State)** - The 19th overall draft pick in 2019 appeared in 84 games with 82 starts in his first six seasons, totaling 31.5 sacks. In 2024, he earned his third Pro Bowl berth (2021-22) as well as his second Walter Payton NFL Man of the Year nomination (2023). His 76 tackles in 2024 ranked second among NFL defensive linemen.

	GP	GS	Tackle	Sack	QBP	TFL	Int	PD	FF	FR	SpT
2025	12	12	55	9.0	51	14	0	1	2	0	0
Career	96	94	371	40.5	266	62	0	25	7	6	0

OLB **49-Arden Key (6-5, 240, 8th Year/3rd with Titans, Louisiana State)** - The former third-round pick signed in Tennessee in 2023 following stops in Oakland/Las Vegas (2018-20), San Francisco (2021) and Jacksonville (2022). He totaled 14 sacks in 71 career games before arriving in Tennessee. In his first two seasons with the Titans, he appeared in 33 games and posted 12.5 sacks.

	GP	GS	Tackle	Sack	QBP	TFL	Int	PD	FF	FR	SpT
2025	10	8	19	4.0	27	5	0	0	0	0	0
Career	114	45	189	30.5	240	38	0	8	4	2	0

LB **33-Cedric Gray (6-2, 234, 2nd Year/2nd with Titans, North Carolina)** - The 2024 fourth-round pick (106th overall) appeared in seven games as a rookie. He was a two-time All-ACC selection at North Carolina, where he recorded 369 tackles, 30 stops for loss, 8.5 sacks and five interceptions in 51 games.

	GP	GS	Tackle	Sack	QBP	TFL	Int	PD	FF	FR	SpT
2025	14	14	140	1.0	14	6	0	4	0	1	4
Career	21	14	154	1.0	14	6	0	4	0	1	12

LB **50-Cody Barton (6-2, 237, 7th Year/1st with Titans, Utah)** - The former third-round pick spent time with the Seahawks (2019-22), Commanders (2023) and Broncos (2024) before signing with the Titans in 2025. His totals prior to arriving in Tennessee included 419 tackles, 10 tackles for loss, 3.5 sacks, five interceptions, three forced fumbles and three fumble recoveries.

	GP	GS	Tackle	Sack	QBP	TFL	Int	PD	FF	FR	SpT
2025	14	14	72	1.0	7	4	3	10	0	0	0
Career	109	57	491	4.5	47	14	8	24	3	3	39

OLB **53-Jihad Ward (6-5, 285, 10th Year/1st with Titans, Illinois)** - Ward was signed by the Titans as a free agent in 2025 after playing nine seasons with the Raiders (2016-17), Colts (2018-19), Ravens (2019-20), Jaguars (2021), Giants (2022-23) and Vikings (2024). He arrived in Tennessee with 19 career sacks.

	GP	GS	Tackle	Sack	QBP	TFL	Int	PD	FF	FR	SpT
2025	14	9	26	4.5	34	4	0	3	0	0	0
Career	133	46	194	23.5	170	29	0	11	3	5	0

CB **18-Jalyn Armour-Davis (6-1, 200, 4th Year/1st with Titans, Alabama)** - Acquired via waivers from the Ravens in 2025, he arrived in Tennessee with 19 career games and three starts since entering the league in 2022 as a fourth-round draft pick (119th overall) with Baltimore.

	GP	GS	Tackle	Sack	QBP	TFL	Int	PD	FF	FR	SpT
2025	9	8	32	0.0	0	1	0	2	0	0	0
Career	28	11	48	0.0	0	2	0	4	0	0	4

S **37-Amani Hooker (5-11, 210, 7th Year/7th with Titans, Iowa)** - The 2019 fourth-round pick played in 80 games with 51 starts in his first six seasons. His 12 interceptions for 2019-24 ranked second on the team. In 2024, his career-best five interceptions led the team and tied for sixth in the NFL. His 14 starts in 2024 also set a career high.

	GP	GS	Tackle	Sack	QBP	TFL	Int	PD	FF	FR	SpT
2025	14	14	76	1.0	4	3	0	8	0	0	0
Career	94	65	391	1.0	17	13	12	39	4	1	20

S **30-Kendell Brooks (6-0, 206, 1st Year/1st with Titans, Michigan State)** - Brooks arrived in Tennessee prior to the 2024 regular season after previous stints with Arizona, Washington and Indianapolis. He played two seasons at Michigan State after transferring from North Greenville.

	GP	GS	Tackle	Sack	QBP	TFL	Int	PD	FF	FR	SpT
2025	8	0	8	0.0	0	0	0	0	0	0	5
Career	13	0	8	0.0	0	0	0	0	0	0	6

CB **39-Darrell Baker Jr. (6-1, 190, 3rd Year/2nd with Titans, Georgia Southern)** - Baker was claimed off waivers from the Colts prior to the 2024 season. After entering the NFL in 2022 as a rookie free agent with Arizona, he joined the Colts and totaled 17 games played through his first two seasons. In 2024, he set career highs with 17 games played and nine starts.

	GP	GS	Tackle	Sack	QBP	TFL	Int	PD	FF	FR	SpT
2025	14	7	44	0.0	0	0	0	6	0	0	2
Career	48	22	114	0.0	0	1	0	18	0	1	7

DEFENSIVE RESERVES

LB **48-Joe Bachie (6-2, 235, 5th Year/1st with Titans, Michigan State)** - Bachie joined the practice squad on Oct. 17 and signed to the 53-man roster on Oc. 23. After entering the NFL with the Saints in 2020, he appeared in 56 total games with the Eagles, Bengals and Colts prior to arriving in Tennessee.

	GP	GS	Tackle	Sack	QBP	TFL	Int	PD	FF	FR	SpT
2025	12	5	21	0.0	0	0	0	1	0	0	8
Career	63	7	58	0.0	1	0	0	2	0	0	19

REGULAR TITANS LINEUP IN 2025

CB 35-Kaiir Elam (6-1, 191, 4th Year/1st with Titans, Florida) - Elam joined the Titans in Week 13. He was a first-round pick in Buffalo in 2022 and played 29 games with 12 starts for the Bills before being traded to Dallas and playing 10 games with the Cowboys (seven starts) in 2025.

	GP	GS	Tackle	Sack	QBP	TFL	Int	PD	FF	FR	SpT
2025	12	7	31	0.0	0	0	0	1	0	1	0
Career	41	19	109	0.0	2	3	2	7	0	2	3

S 41-Erick Hallett II (5-11, 200, 1st Year/1st with Titans, Pittsburgh) - Joined the Titans from Detroit's practice squad on Dec. 16, 2025. He was a sixth-round pick in Jacksonville in 2023 before going to the Lions, where he appeared in three games (two starts) and totaled 18 tackles and one pass defensed. He spent five seasons (2018-22) at the University of Pittsburgh.

	GP	GS	Tackle	Sack	QBP	TFL	Int	PD	FF	FR	SpT
2025	3	2	18	0.0	0	0	0	1	0	0	0
Career	3	2	18	0.0	0	0	0	1	0	0	0

OLB 92-Jaylen Harrell (6-4, 247, 2nd Year/2nd with Titans, Michigan) - The seventh-round draft pick (252nd overall) appeared in every game as a rookie. He was a three-time Academic All-Big Ten selection and twice earned All-Big Ten honorable mention. He collected eight sacks in 46 collegiate games and helped Michigan to the 2023 national title.

	GP	GS	Tackle	Sack	QBP	TFL	Int	PD	FF	FR	SpT
2025	14	0	12	2.0	14	2	0	0	0	0	6
Career	31	0	21	2.0	17	4	0	0	0	0	10

CB 26-Marcus Harris (5-11, 188, Rookie, California) - The sixth rounder (183rd overall) appeared in 53 games over five seasons at Oregon State (2019-20), Idaho (2021-23) and California (2024). In five combined seasons, Harris tallied 200 tackles, 11.5 stops for loss, eight interceptions and 42 passes defensed.

	GP	GS	Tackle	Sack	QBP	TFL	Int	PD	FF	FR	SpT
2025	13	4	24	0.0	2	1	0	5	1	0	3
Career	13	4	24	0.0	2	1	0	5	1	0	3

OLB 56-Truman Jones (6-3, 255, 1st Year/1st with Titans, Harvard) - Jones was signed off New England's practice squad on Oct. 28. He entered the NFL with Kansas City as an undrafted free agent in 2023 and then spent time with New England in 2024 and 2025. He was first-team All-Ivy League in 2022.

	GP	GS	Tackle	Sack	QBP	TFL	Int	PD	FF	FR	SpT
2025	7	0	2	0.0	0	0	0	0	0	0	0
Career	8	0	4	0.0	0	0	0	0	0	0	0

S 42-Sanoussi Kane (5-11, 210, 2nd Year/1st with Titans, Purdue) - Joined the Titans from Baltimore's practice squad on Dec. 16, 2025. He was a seventh-round pick in Baltimore in 2024 and appeared in 22 games with the Ravens from 2024-25, totaling eight special teams tackles and two stops on defense. He started 25 games at Purdue.

	GP	GS	Tackle	Sack	QBP	TFL	Int	PD	FF	FR	SpT
2025	7	0	0	0.0	0	0	0	0	0	0	1
Career	22	0	2	0.0	0	0	0	0	0	0	8

DL 97-James Lynch (6-4, 295, 6th Year/2nd with Titans, Baylor) - Lynch was promoted to the 53-man roster prior to Week 2 of the 2024 season and set a career high by playing in all 17 games. He was drafted by Minnesota in the fourth round in 2020 and totaled 53 tackles and two sacks in four seasons with the Vikings.

	GP	GS	Tackle	Sack	QBP	TFL	Int	PD	FF	FR	SpT
2025	14	1	21	0.0	8	1	0	1	0	0	0
Career	68	4	94	3.0	21	7	0	3	0	1	0

LB 54-Dorian Mausi (6-1, 234, Rookie, Auburn) - Prior to being acquired via waivers from the Vikings in 2025, Mausi (pronounced "mah-OO-see") was signed by Minnesota as an undrafted free agent. In college, he played his final season at Auburn (2024) after transferring from Duke (2020-23).

	GP	GS	Tackle	Sack	QBP	TFL	Int	PD	FF	FR	SpT
2025	14	0	0	0.0	0	0	0	0	0	0	8
Career	14	0	0	0.0	0	0	0	0	0	0	8

DL 91-C.J. Ravenell (6-5, 300, 1st Year/1st with Titans, Missouri Western State) - Prior to being acquired by the Titans via waivers from the Ravens in 2025, he entered the NFL in 2024 as a rookie free agent with the Ravens and spent his entire rookie campaign on the team's practice squad. In college, he logged 43 games in six seasons (2018-23) at Missouri Western State.

	GP	GS	Tackle	Sack	QBP	TFL	Int	PD	FF	FR	SpT
2025	11	1	5	0.0	1	0	0	0	1	0	0
Career	11	1	5	0.0	1	0	0	0	1	0	0

S 28-Jerrick Reed II (5-9, 197, 3rd Year/1st with Titans, New Mexico) - The former sixth-round pick was assigned to the Titans off waivers from Seattle on Nov. 5, 2025. He appeared in 20 games with the Seahawks from 2023-25 and was named PFWA All-Rookie as a special teamer in 2023.

	GP	GS	Tackle	Sack	QBP	TFL	Int	PD	FF	FR	SpT
2025	6	0	2	0.0	0	0	0	0	0	0	2
Career	21	0	4	0.0	0	0	0	0	0	0	14

CB 21-Micah Robinson (5-11, 183, Rookie, Tulane) - The seventh-round pick was signed by the Titans off Green Bay's practice squad on Oct. 28. He began his college career at Furman (2020-23) before transferring to Tulane in 2024.

	GP	GS	Tackle	Sack	QBP	TFL	Int	PD	FF	FR	SpT
2025	6	0	0	0.0	0	0	0	0	0	0	5
Career	6	0	0	0.0	0	0	0	0	0	0	5

DT 90-Shy Tuttle (6-3, 300, 7th Year/1st with Titans, Tennessee) - The former Tennessee Volunteer entered the NFL as a rookie free agent in New Orleans in 2019. In six seasons prior to arriving in Tennessee, he played in 95 games with 65 starts as a member of the Saints (2019-22) and Panthers (2023-24).

	GP	GS	Tackle	Sack	QBP	TFL	Int	PD	FF	FR	SpT
2025	10	1	11	0.0	0	1	0	0	0	0	0
Career	105	66	243	4.5	39	11	1	22	2	3	0

LB 52-James Williams Sr. (6-4, 232, 2nd Year/2nd with Titans, Miami (Fla.)) - The 2024 seventh-round pick (242nd overall) saw action in 13 games with one start as a rookie. In college, he was a safety for the Hurricanes and amassed 162 tackles with four interceptions over three seasons. He transitioned to linebacker upon entering the NFL.

	GP	GS	Tackle	Sack	QBP	TFL	Int	PD	FF	FR	SpT
2025	13	0	4	0.0	0	1	0	0	0	0	6
Career	26	1	23	0.0	0	1	0	0	0	0	13

LAST WEEK VS. THE 49ERS

Week 15: Titans 24, 49ers 37
Sunday Dec. 14, 2025 • 1:25 p.m. PST • Levi's Stadium



In Week 15 of the 2025 season, the Titans traveled to San Francisco and fell by a score of 37-24.

The 49ers jumped out to an early 7-0 lead after a 12-play, 70-yard touchdown drive capped off with a four-yard pass from **QB Brock Purdy** to **WR Jauan Jennings**.

The Titans drove to the 49ers five-yard line on the next possession, but were forced to settle for a 25-yard field goal by **K Joey Slye** to make it 7-3 with 1:22 left in the first quarter.

San Francisco responded with another 70-yard touchdown drive. **RB Christian McCaffrey** capped the seven-play drive with a one-yard touchdown run to extend their lead to 14-3.

The Titans responded with a long touchdown drive of their own. **QB Cam Ward** found **TE Gunnar Helm** for a 34-yard touchdown to make ti 14-10. Helm's catch capped an eight-play, 68-yard drive that included a pair of first down completions to **TE Chig Okonkwo.**

A 33-yard field goal by **K Eddy Piniero** made it 17-10 with a minute left in the first half.

Ward then drove Tennessee to the San Francisco 40-yard line to set up for a 50-yard field goal as time expired, but Slye misfired on the attempt and the score remained 17-10 heading into the break.

49ers opened the second half with a four-play, 67-yard touchdown drive. Purdy found **WR Ricky Pearsall** for a 38-yard gain before connecting with Jennings for the 13-yard touchdown.

After a three-and-out by the Titans offense, the 49ers extended their lead on a 15-play, 95-yard capped on a one-yard touchdown pass from Purdy to **TE George Kittle** to make it 31-10 with 2:10 left in the third quarter.

DT Jeffery Simmons came up big to start the fourth quarter. Simmons knocked the ball out of Purdy's hand for a strip-sack that was recovered by **CB Kaiir Elam** at the 47-yard line. It marked Simmons' ninth sack on the season, setting a new career-high.

Ward then found **WR Van Jefferson** for a 41-yard completion to bring the Titans to the 49ers one-yard line. Simmons reported as eligible and lined up as a fullback on the next play. Simmons got behind the defense after Ward scrambled, and he caught a one-yard touchdown pass to make the score 31-17 with 14:16 left in the contest.

Another Piniero field goal, this one from 37 yards, made it 34-17 with 9:28 left.

On the next Titans drive, **RB Tony Pollard** and **RB Tyjae Spears** combined for 53 rushing yards including a six-yard touchdown run by Pollard to make it 34-24 with 5:37 left in the game. Pollard recorded 104 total rushing yards, marking the first back-to-back 100-yard rushing performance for the Titans since 2022 after he recorded 161 yards last week.

A 40-yard field goal by Pineiro with 1:14 left in the game accounted for the final margin

SCORING

	1	2	3	4	Final
Tennessee	**3**	**7**	**0**	**14**	**24**
San Francisco	**7**	**10**	**14**	**6**	**37**

TEAM	SCORING PLAY	TIME
49ers	J.Jennings 4 yd. pass form B.Purdy (E.Pineiro kick)	1-7:48
Titans	J.Slye 25 yd. Field Goal	1-1:22
49ers	C.McCaffrey 1 yd. run (E.Pineiro kick)	2-13:03
Titans	G.Helm 34 yd. pass from C.Ward (J.Slye kick)	2-7:43
49ers	E.Pineiro 33 yd. Field Goal	2-0:56
49ers	J.Jennings 13 yd. pass from B.Purdy (E.Pineiro kick)	3-12:54
49ers	G.Kittle 1 yd. pass from B.Purdy (E.Pineiro kick)	3-2:10
Titans	J.Simmons 1 yd. pass from C.Ward (J.Slye kick)	4-14:16
49ers	E.Pineiro 37 yd. Field Goal	4-9:28
Titans	T.Pollard 6 yd. run (J.Slye kick)	4-5:33
49ers	E.Pineiro 40 yd. Field Goal	4-1:10

Missed FGs: J.Slye 50WR
Attendance: 71,042
Time of Game: 3:06
Weather: 54°, Cloudy, Wind DE 4 mph
Referee: Craig Wrolstad

CLICK TO WATCH HIGHLIGHTS

TEAM STATISTICS

	Titans	49ers
TOTAL FIRST DOWNS	18	28
THIRD DOWN EFFICIENCY	3-9-33.3%	9-15-60.0%
FOURTH DOWN EFFICIENCY	2-2-100.0%	1-1-100.0%
TOTAL NET YARDS	306	430
Plays - Avg.	49-6.2	70-6.1
NET YARDS RUSHING	136	138
Rushes - Avg.	20-6.8	38-3.6
NET YARDS PASSING	170	292
Sacks - Yards Lost	0-0	2-3
PASS ATT-COMP-INT	29-18-0	30-23-0
PUNTS - Avg.	3-45.3	0-0.0
Net Punting Average	39.3	0.0
PUNT RETURNS - Yards	0-0	1-18
KICKOFF RETURNS - Yards	4-90	2-53
INTERCEPTIONS - Yards	0-0	0-0
PENALTIES Number and Yards	7-57	6-30
FUMBLES Number and Lost	0-0	1-1
TOUCHDOWNS	3	4
EXTRA POINTS Made-Attempts	3-3	4-4
RED ZONE EFFICIENCY	2-3-67%	4-6-67%
GOAL TO GO EFFICIENCY	2-3-67%	3-3-100%
SAFETIES	0	0
GIVEAWAYS	0	1
TAKEAWAYS	1	0
TIME OF POSSESSION	22:55	37:05

TITANS STARTERS

OFFENSE			DEFENSE		
WR	11	V.Jefferson	OLB	49	A.Key
TE	85	C.Okonkwo	DT	98	J.Simmons
LT	72	O.Udoh	NT	93	T.Sweat
LG	77	P.Skoronski	DE	69	S.Joseph
C	79	L.Cushenberry	OLB	53	J.Ward
RG	70	K.Zeitler	ILB	33	C.Gray
RT	55	J.Latham	ILB	50	C.Barton
WR	13	J.Proche	CB	26	M.Harris
WR	5	E.Ayomanor	CB	39	D.Baker
QB	1	C.Ward	S	37	A.Hooker
RB	20	T.Pollard	S	23	K.Winston

49ERS STARTERS

OFFENSE			DEFENSE		
WR	15	J.Jennings	DL	56	K.White
WR	1	R.Pearsall	DL	95	A.Collins
LT	71	T.Williams	DL	93	K.Davis
LG	74	S.Burford	DL	47	B.Huff
C	64	J.Brendel	LB	59	C.Robinson
RG	77	D.Puni	WILL	53	D.Winters
RT	68	C.McKivitz	CB	20	U.Stout
TE	85	G.Kittle	LCB	0	R.Green
QB	13	B.Purdy	RCB	2	D.Lenoir
FB	44	K.Juszczyk	S	27	J.Brown
RB	23	C.McCaffrey	S	6	M.Mustapha

TITANS INDIVIDUAL STATISTICS

Rushing	Att	Yds	Avg	Lg	TD
T.Pollard	14	104	7.4	22	1
T.Spears	3	34	11.3	20	0
K.Mullings	1	3	3.0	3	0
C.Ward	1	2	2.0	2	0
C.Dike	1	-7	-7.0	-7	0
Total	**20**	**136**	**6.8**	**22**	**1**

Passing	Att	Cmp	Yds	TD	Lg	IN	Rt
C.Ward	29	18	170	2	43	0	101.2
Total	**29**	**18**	**170**	**2**	**43**	**0**	**101.2**

Receiving	No	Yds	Avg	Lg	TD
G.Helm	4	49	12.3	34	1
C.Okonkwo	4	33	8.3	17	0
C.Dike	4	17	4.3	8	0
T.Spears	2	2	1.0	2	0
V.Jefferson	1	43	43.0	43	0
E.Ayomanor	1	17	17.0	17	0
T.Pollard	1	8	8.0	8	0
J.Simmons	1	1	1.0	1	0
Total	**18**	**170**	**9.4**	**43**	**2**

Interceptions	No	Yds	Avg	Lg	TD
None					

Leading Tacklers (Press Box Totals)
C.Gray 16-7-9; K.Brooks 8-3-5
Sacks: J.Harrell 1; J.Simmons 1
FF: J.Simmons 1 **FR:** K.Elam 1

49ERS INDIVIDUAL STATISTICS

Rushing	Att	Yds	Avg	Lg	TD
C.McCaffrey	22	73	3.3	9	1
B.Purdy	7	44	6.3	26	0
B.Robinson	9	21	2.3	6	0
Total	**38**	**138**	**3.6**	**26**	**1**

Passing	Att	Cmp	Yds	TD	Lg	IN	Rt
B.Purdy	30	23	295	3	38	0	140.3
Total	**30**	**23**	**295**	**3**	**38**	**0**	**140.3**

Receiving	No	Yds	Avg	Lg	TD
G.Kittle	8	88	11.0	24	1
R.Pearsall	6	96	16.0	38	0
J.Jennings	3	37	12.3	20	2
D.Robinson	2	36	18.0	30	0
K.Bourne	2	17	8.5	11	0
C.McCaffrey	1	14	14.0	14	0
K.Juszczyk	1	7	7.0	7	0
Total	**23**	**295**	**12.8**	**38**	**3**

Interceptions	No	Yds	Avg	Lg	TD
None					

Leading Tacklers (Press Box Totals)
M.Mustapha 10-6-4; C.Robinson 7-3-4
Sacks: None
FF: None **FR:** None

TEAM NOTES

- The Titans played their second-to-last road game of the season. Their lone remaining road trip is at Jacksonville in Week 18. Prior to the season finale, they return to Nissan Stadium against the Kansas City Chiefs (Dec. 21) and New Orleans Saints (Dec. 28) over the next two Sundays.
- For the third consecutive game, the Titans had a season-high 11 rookies participate in the contest.
- For the fifth time in 2025 and for the second consecutive week, the Titans won the turnover battle. They were plus-one against the 49ers with one takeaway (fumble recovery) and no giveaways.
- The Titans scored a touchdown off their one takeaway, giving them 21 points off turnovers in a two-game span, in addition to three points at Cleveland following a blocked punt.
- The Titans offense averaged 6.8 yards per rushing attempt (20 for 136), while the 49ers averaged 3.6 yards per attempt (38 for 138).

TEAM NOTES - OFFENSE

- The Titans offense did not allow a sack in the game, marking the first such occasion for the team since Oct. 13, 2024 against Indianapolis.
- For the first time since Oct. 13, 2020 against Buffalo, the Titans did not allow a sack or commit a turnover in a game.
- It was the third time in 2025 in which the Titans did not commit a turnover.
- The Titans scored 24 points at San Francisco after scoring 31 points in the previous game at Cleveland, marking their first back-to-back games with 24 or more points since Dec. 15-22, 2024.
- The Titans scored 14 points in the fourth quarter, their second-highest total of the season (16 at Arizona on Oct. 5).
- The Titans offense's 306 total yards ranked third for the team through 14 games in 2025.
- A week after rushing for a season-high 184 yards at Cleveland, the Titans accumulated 136 rushing yards at San Francisco for their second-highest total of the season.
- Tight end **Gunnar Helm** and wide receivers **Elic Ayomanor** and **Chimere Dike** became the first rookie trio in Titans/Oilers history to record 300 receiving yards each. Ayomanor leads the group with 370 receiving yards, followed by 347 by Helm and 301 by Dike. They previously became the first rookie trio in franchise annals with 30 receptions each.

TEAM NOTES - DEFENSE

- The Titans held 49ers running back **Christian McCaffrey** to 23 yards on eight carries in the first half. The 2.9-yard average per carry was McCaffrey's lowest number in a first half this season in any game in which he recorded at least eight attempts through two quarters.
- Tennessee allowed McCaffrey 87 yards on 23 touches (22 carries, one reception). The running back's 3.8 yards per touch was his second-lowest average of the season (3.1 at Cleveland on Nov. 30).
- Despite 38 carries, their second-highest rushing attempt total of the season, San Francisco finished with a 3.6-yards-per-carry average. That was the sixth-lowest average of any team with at least 38 rushing attempts (including scrambles and kneels) in 2025 through the afternoon slate of games of Dec. 14.
- Six Titans logged at least seven tackles at San Francisco: **Cedric Gray** (16), **Kendell Brooks** (eight), **Amani Hooker** (seven), **Jeffery Simmons** (seven), **Marcus Harris** (seven) and **T'Vondre Sweat** (seven). Brooks, Harris and Sweat all set career-highs with seven stops.

WR ELIC AYOMANOR

- Caught a 17-yard pass in the first quarter.

LB JOE BACHIE

- Led the team with two tackles on special teams.

CB DARRELL BAKER JR.

- Recorded five tackles.

LB CODY BARTON

- Recorded five tackles.

S KENDELL BROOKS

- Saw extensive action on defense in a reserve role due to injuries in the secondary.
- Recorded a career-high eight tackles, which ranked second on the defense.

WR CHIMERE DIKE

- Caught four passes for 17 yards and added 90 kickoff return yards on four attempts.
- With an NFL-high 2,084 all-purpose yards in 2025, he has logged the sixth season in franchise history with 2,000 all-purpose yards. The previous instances were **Derrick Mason** in 2000 (2,690), **Chris Johnson** in 2009 (2,509), **Derrick Henry** in 2020 (2,141), **Billy Cannon** in 1961 (2,043) and Mason in 2001 (2,004).
- His 1,413 kickoff return yards in 2025 rank second in franchise history behind **Marc Mariani's** 1,530 in 2010.

CB KAIIR ELAM

- Recovered a fumble caused by a **Jeffery Simmons** strip-sack in the fourth quarter and returned the ball nine yards. The Titans offense scored a touchdown two plays later.
- It was his second career fumble recovery and his first since Nov. 3, 2024 against Miami as a member of the Buffalo Bills.

LB CEDRIC GRAY

- Finished with a team-leading 16 tackles before leaving the game with an injury. It was his third game of the season with at least 15 tackles, and only Las Vegas' **Devin White** (four) has more such games in 2025.
- His 11 tackles in the first half were the most by a Titans defender since at least the 2000 season (GSIS tackle statistics). There were five prior occasions over that span in which a TItans defender reached 10 tackles in the first half. The last Titans player with 11-plus tackles in any half was **Michael Griffin** with 12 in the second half at San Diego on Sept. 16, 2012.
- Increased his season total to 140 tackles. In doing so, he became the team's second player since the beginning of the 2000 campaign to reach 140 tackles in the first 14 games of a season (GSIS tackle statistics), joining **Stephen Tulloch** (145 in 2010).
- Became the first Titans player to record five tackles in the first quarter since **Roger McCreary** had five against the Chargers on Sept. 17, 2023.

NOTES FROM LAST WEEK'S GAME

- His 140 tackles in 2025 ranked third in the NFL through Week 15.
- Added two quarterback pressures.

OLB JAYLEN HARRELL

- Recorded his first career solo sack in the second quarter, dropping **Brock Purdy** for a loss of three yards.
- Logged two tackles and two quarterback pressures.

CB MARCUS HARRIS

- Logged a career-high seven tackles and a pass defensed, defending a pass intended for **Kendrick Bourne** in the third quarter.

P JOHNNY HEKKER

- Averaged 45.3 gross yards and 39.3 net yards on three punts with one punt placed inside the 20.
- In the third quarter, he pinned the 49ers on their own five-yard line with a 56-yard punt.
- Added a special teams tackle.

TE GUNNAR HELM

- Led the team with 49 receiving yards and tied for the team lead with four receptions.
- Scored his second career touchdown on a career-long 34-yard catch in the second quarter.
- With 347 receiving yards in 2025, he moved past **Ben Troupe** (329 in 2004) and **Chris Dressel** (316 in 1983) for the second-most receiving yards in franchise history by a rookie tight end, trailing only **Chig Okonkwo** (450 in 2022).
- With his first reception of the game–his 38th reception of 2025–he surpassed **Bo Scaife** (37 in 2005) for the most receptions in franchise history among rookie tight ends.
- He now has 41 receptions on the season, which ranked fifth among NFL rookie tight ends through Week 15.
- His 347 receiving yards ranked sixth among NFL rookie tight ends through Week 15.

S AMANI HOOKER

- Recorded seven tackles and a pass defensed, breaking up a pass intended for **Jauan Jennings** on third down in the second quarter.

WR VAN JEFFERSON

- Caught a 43-yard pass from **Cam Ward** in the fourth quarter to set up a Titans touchdown on the ensuing play. It was his longest reception of the season.

DE SEBASTIAN JOSEPH-DAY

- Logged two tackles, including a tackle for loss, and added two quarterback pressures.

RB KALEL MULLINGS

- On his first career rushing attempt, he picked up three yards and a first down on third-and-one in the second quarter.
- Added a special teams tackle.

TE CHIG OKONKWO

- Tied for the team lead with four receptions for 33 yards.
- On consecutive snaps in the second quarter, he recorded catches of 17 yards and 10 yards.
- With a team-high 459 receiving yards in 2025, he secured his fourth consecutive season with at least 450 receiving yards, joining **Frank Wycheck** (seven consecutive seasons) and **Delanie Walker** (five) as the only tight ends in franchise history to do so.
- By increasing his career total to 1,916 receiving yards, he exceeded **Mike Barber's** total (1,886) for seventh place in franchise history among tight ends.

RB TONY POLLARD

- Rushed for 104 yards and a touchdown on 14 carries (7.4 avg.) and added an eight-yard reception.
- Notched his 12th career 100-yard rushing game.
- After the previous week's 161 rushing yards, he produced back-to-back 100-yard rushing performances for the second time in his career (Oct. 30–Nov. 13, 2022).
- Became the first Titans player with 100-yard rushing performances in consecutive games since **Derrick Henry** accomplished the feat in three straight contests from Dec. 11-24, 2022.
- Scored on a six-yard run in the fourth quarter, giving him five rushing touchdowns in 2025 and 33 in his career.
- Produced a 22-yard rushing attempt in the first quarter and a 20-yarder in the fourth quarter.
- With 1,026 scrimmage yards in 2025 (847 rushing and 179 receiving), he notched his fifth consecutive season with 1,000 scrimmage yards.
- His 265 rushing yards from Week 14 to Week 15 were the most in the NFL.
- His 265 rushing yards from Week 14 to Week 15 were the most in any two-game span in his career.

WR JAMES PROCHE II

- Logged his second career start and his first in a Titans uniform.

NOTES FROM LAST WEEK'S GAME

DT JEFFERY SIMMONS

- Finished with seven tackles, a strip-sack and a one-yard touchdown reception. He also led the team with seven quarterback pressures.
- Became the NFL's first player since **J.J. Watt** in 2014 with a strip-sack and touchdown reception in the same game. It was only the sixth time since individual sacks became an official statistic in 1982 that a player accomplished the feat.
- With his strip-sack on **Brock Purdy** in the fourth quarter, Simmons recorded his ninth sack of the season, a new career high.
- Posted his fifth career strip-sack and his first since Week 1 at Denver.
- After his strip-sack, the fumble was recovered by **Kaiir Elam** and returned nine yards. Two plays later, Simmons reported eligible on offense and recorded his second career touchdown reception (Nov. 19, 2023 at Jacksonville) on a pass from **Cam Ward**. He was the first defensive lineman to score an offensive touchdown during the 2025 season.
- Simmons increased his career sack total to 40.5, becoming the franchise's 12th player to reach 40 sacks and the fifth player to do so in the organization's "Titans era" (1999 to present).
- Notched two tackles for loss, raising his season total to 14, a new career high.
- Became the ninth defensive lineman since the 1970 NFL-AFL merger to record multiple touchdown receptions in his career and the franchise's first defensive lineman to do so.

K JOEY SLYE

- Made a 25-yard field goal in the first quarter and made all three extra point attempts.

RB TYJAE SPEARS

- Rushed for 34 yards on three attempts and added two yards on a pair of receptions.
- Registered a 10-yard run to convert a third-and-three in the fourth quarter.

NT T'VONDRE SWEAT

- Registered a career-high seven tackles.
- Added three quarterback pressures.

OL OLISAEMEKA UDOH

- Registered his third start of the season and his first at left tackle in place of the injured **Dan Moore Jr.**

QB CAM WARD

- Completed 18 of 29 passes for 170 yards with two touchdowns and no interceptions.
- His 101.2 passer rating was the best of his rookie season through 14 games.
- For the first time in his rookie campaign, he was not sacked.
- Logged his second consecutive game with two touchdown passes.
- Found **Gunnar Helm** for a 34-yard touchdown pass in the second quarter, his longest touchdown completion since a 38-yarder in Week 7 against New England.
- During a two-play span in the fourth quarter, he connected with **Van Jefferson** for a 43-yard completion and then found defensive tackle **Jeffery Simmons** on a one-yard touchdown pass.
- In the first half, he completed 10-of-15 passes for 106 yards and a touchdown, amounting to a 109.3 passer rating. It was his fourth game in 2025 with a passer rating of 100 or better in the first half.
- Became the first rookie quarterback in franchise history to start at least 14 games in a season, surpassing **Vince Young's** previous mark of 13 starts as a rookie in 2006.
- Improved his season passing statistics to 278-of-469 for 2,638 yards with 11 touchdowns and seven interceptions.
- Became the second rookie in franchise history with 2,500 passing yards in a season (2,638), joining **Marcus Mariota** (2,818 in 2015).

OLB JIHAD WARD

- Notched three tackles, including a stop for loss. Brought down **George Kittle** for a loss of one in the first quarter.

LB JAMES WILLIAMS SR.

- Posted four tackles, including the first tackle for loss of his career.

SELECT TITANS POSTGAME QUOTES

SUNDAY, DEC. 14, 2025

INTERIM HEAD COACH MIKE McCOY

Let's start with the injuries. Obviously, Mike Brown had the ankle injury, and then Kevin [Winston Jr.] and Xavier Woods had the hamstring injuries. So after the first couple series in the game, we've lost our three safeties. We had to shuffle the deck on the back end there, and then at the end of the third, Kevin [Zeitler] came out. What a tough guy. We just love everything about him and the way he fought through. Cedric Gray had the concussion there in the fourth, and then Van [Jefferson] came out with the back injury after he made the great catch there, so that's that. When you really look at the game, we had slow starts in both halves. Cam [Ward] did a great job in the two-minute drill there to get us in field goal range, but we unfortunately missed it. San Francisco is a really good football team. They're well coached and execute at a very high level. We didn't make enough plays for four quarters, and we didn't slow them down.

Coming out of halftime, is there something you could have done to stop the drives the 49ers were putting together?
I think it's different every week. We'll go back, look at the tape, evaluate it, and see how things worked or didn't work. There were certain things we'll look at, like third-down conversions, but we have to watch the tape early and kind of dive deep in there and see exactly why things didn't go the way we wanted them to.

What's a reasonable 3rd-down percentage you're aiming for compared to the 49ers 9-15?
Well, that's the big thing. We have to be able to get up the field and convert at that high rate. That percentage is tough, and that's when you can't give up all the points. You have to be able to get up the field on 3rd down.

It seemed like even when you got down 21, you had the run game out there and the jumbo formation set for a while. Did you just not want to get into a drop-back game at that point?
You have to mix it up. You have to make some of those plays there. When you look at it, we had some big runs in that situation, gaining X number of yards. You have to mix it up, and that's something we have to be able to do, both run and pass. You can't just drop back every single down when you're down a certain score. They're going to know that. So you have to mix it in. I think we did a good job of mixing those in, getting some big runs, and staying in manageable situations on 3rd down.

What are you seeing that's allowing them to hit some of those deep shots?
Well number one, you love Van going up and getting that ball. That was huge, to go out there and do that. There's so many things that go into plays. You asked this a couple weeks ago, that we haven't hit this and that, well, we had one to

SELECT TITANS POSTGAME QUOTES

Van, but there was a protection breakdown a couple of weeks ago. We had a double move to Van today for what probably would've been a touchdown. We missed it. So there's the up, there's different reasons for everything, but the more you attempt, the more you're going to hit. I think it's everyone doing their job. It starts with the protection up front. So Cam could set his feet and make certain throws and then make sure you have the right coverage in the back end like today where Cam Ward put it up there and it's that button jump ball that Van went up and made a big play on. So excited for him.

What would you say happened on the one where they didn't catch it?
We just missed it. I'll look at the tape. To be honest with you, I kind of looked up as the ball was being thrown and I didn't see where Cam was. I looked to where Van was and we just missed the throw. I'll look at the tape and see exactly what happened.

Did DT Jeffery Simmons do a good job of keeping himself alive on that touchdown?
Well before we got the ball, we looked really good. To get the fumble. You absolutely love the way Jeff plays, the way he leads. You love everything about him and you see him catch that ball. Those are natural hands. That was pretty sweet. And he's caught a couple balls like that in practice that him and Cam might be joking around at times and Cam will missile one to him. He just snatches it. But what a great effort. That's one thing Cam did, moving around the pocket at times, some plays that he made today. What a great effort by everyone to get that touchdown there.

San Francisco 49ers QB Brock Purdy's elusiveness in the pocket. Did that seem to be more of a problem than you thought it would be?
Yeah, we let him get out of the pocket too much. That's what he does. And they make some explosive plays that way. You go back and watch it week in and week out, whether it was him or [San Francisco 49ers QB] Mac [Jones] in there. We do a good job of stepping up and moving the pocket, but yeah, we have to keep him in the pocket. Too many plays that he made outside the pocket and running and filling it.

Can you talk about the safeties? How much does that alter things before you had to manage with three guys out?
You're limited to a certain package. We had Marcus [Harris] back inside and then played some other guys outside. Everything you thought in your game plan you're doing, you can't do different packages with different safeties in the game. You're limited. That's part of when you're adjusting on the fly. We always talked about the experience Marcus got playing nickel for so long and then got bumped back outside, but they went right back in today. His experience there for a number of weeks helped him.

Is that a team this franchise should aspire to be like?
They've done an outstanding job, [San Francisco 49ers Head Coach] Kyle [Shanahan] does an outstanding job here in all phases. He's won a lot of football games.

QUARTERBACK CAM WARD

How much did it change the complexion of the game when you didn't connect on the field goal at the end of the half? Then they score, you go three and out, and they score again.
It really didn't change anything besides the scoreboard. We kept the same plan, and everything worked just how we wanted. We just got behind. When you put yourself in bad situations, you have to always play hurry-up instead of playing how you really want to play.

What happened on that missed pass to WR Van Jefferson down on the sideline?
Just overthrew it. Tried to put it too much outside of his shoulder instead of just throwing it upfield.

Do you feel like you were rushed on that throw at all?
I need to look at the film and see, but at the end of the day I need to put it in the vicinity for him to make a play.

Playing from behind most of the game, how do you evaluate how the day went?
It was good besides the three-and-outs. Those were the biggest thing. That's what hurt us the whole game, not starting fast in the first half and second half. Then, I think just the little mishaps on my end, from a run play only getting one yard. It's just the little things that we have to continue to clean up. But I think we're playing very good, especially up front. Those guys, they've been leading the way the whole year. I think they did an unbelievable job in pass protection today and the run game. They're the reason why we've been able to run the ball efficiently.

Do you think those two factors are key to finding point production again, and how big is that in terms of where you guys are growing as an offense?
I think it's big. And the offensive line, they're going to always be the standpoint of it. They come in each and every day with the right mindset whether they know they did bad one week and have to do better than the next, or they continue to stay having good days. Playing behind those guys, they never lose confidence, they continuously pick themselves up, and they continuously try to be better for all of us. It's good for me to be around guys like that, us young guys. We have veteran players on the offensive line as well and they just stay level-headed so we can execute one play at a time.

We noticed a complementary deal. Did the defense say anything today? Obviously, they had a hard time defending on third down. Did you guys have any back and forth?
I think the offense as a whole, we don't need to put them in that situation. Having a three-and-out, we're not giving them any momentum to get a stop. Come out, have another three-and-out, we're not giving them momentum to get another stop. And then to get in second-and-long a couple times, it's kind of like dang. So we just have to continue to try and not put them in bad situations to where they don't have to stay on the field for ten or fifteen play drives. So if we just do our end, everything else works out.

You talk a lot about your offensive line, and you came in today as the most sacked quarterback in the league. Today you had no QB hits and a no sack day. What did that feel like to stay upright and how did that keep the momentum for you?
It felt good for me. And for those guys, I know it felt good because they truly come out every week and try not to give up sacks and try not to have negative plays. So for those guys to have as good of a day that they did, they deserve it. We have to continue to ride behind those guys, continue to motivate them, and let them keep us going.

The last two weeks there have been better offensive outputs running the football. How much do you feel like the identity of this offense kind of shifts towards being a physical run team?
I think we are shifting towards that. Each and every week, we get better at something in the run game. It's the little thing that's probably the reason why we haven't had big plays in the last couple games, but the last two weeks have been good because everyone's emphasizing straining and finishing blocks. And the running backs are seeing it real well. I think Tony [Pollard] and Tyjae [Spears] had a good day on the ground. I think they did a good job in pass protection today, and now we just have to continue to not let one bad play happen and really just try to have good plays.

Can you take us to the two deep shots?
The first one was a good game plan from coach Bo Hardegree and Nick Holz. We saw what the San Francisco 49ers give up on film in empty situations. The other one was Van made an incredible catch. I didn't get a chance to follow through as much as I did, but he went up there and got the ball. He made the play for his teammates.

Can you talk about the touchdown to Tennessee Titans DL Jeffery Simmons and how you were able to avoid trouble on that.
Jeff is a smart football player and he's going to find a way to get open. He got by one player to get a touchdown. It was fun to throw a touchdown like that to the defensive tackle, that's not supposed to look like that. At the end of the day, that's Jeff and the O-Line giving me enough time for those guys to make a play.

I assume he's not the first read on that.
He's the first read on that, but the San Francisco 49ers cover it pretty good. He had to turn to make a play.

Did he campaign to have a play like that?
He had been waiting out for us call him out though. He got a chance to catch the ball. He's not going drop it. I just got to make sure it's in his body frame. And then you saw what he did when he got the ball.

It looked like he knew exactly where to go to and you were running around back there. You guys work on that at all?
Not one time. He's a football player. He can sense space. He sees me all the time. We've got guys like that who just can play football when plays break down. It's going to end up helping our team in the long run.

Is it disappointing for you not go up against Kansas City Chiefs QB Patrick Mahomes, who you look up to next week?
I heard about it when I got back after the game. It's sad because since he's got in the league, he's always been productive every year, whether it's a down year for him or an up year. Not getting an opportunity to go against him, everything happens for a reason. God has a plan for him and we'll try to get a win next week.

Tennessee has the most rookie skilled position players. How do you thing you guys are doing?
I think that's one of the bright sides of it. We are so young and we get better every day. Film room, connecting more outside the building. For me to go through my first year with the guys who are going to be with me for a long period of time, it's good because we get a lot of bad plays or just little mistakes out of our system. At the end of the day, we got to continue to stress and hold each other accountable like we do just to play football.

TIGHT END GUNNAR HELM

Talk me through the early touchdown, that way the play developed, and the throw.
Yes, it was just a big sail route with a little bit of a double move. The coaching point all week was to slip inside of the linebacker so that he loses you because he's a flat player. It's a little thing, but that's worth the touchdown.

You had a good boost early, but you guys were playing from behind for most of the game. How difficult does that make it?
It's a tough environment to play in. Obviously, it's pretty loud here and that's a good football team. They're a playoff team. When you get down on the road early, it's going to be an uphill battle. That will give you trouble in any environment.

You've got a really young team. How are you guys gelling, adjusting to the NFL, and helping each other out?
Everything that we do in practice and that we do on Sundays comes with a learning curve, both good and bad. Whether you block the wrong guy, or things are targeted wrong, you have to adjust on the fly. They trust us to play us early. They trust enough to go out there on Sunday and do our job. That's exactly what we're trying to do.

RUNNING BACK TONY POLLARD

Getting you over a hundred yards rushing didn't factor in keeping you guys competitive. What was the difference?
We had a good day on the ground, but there were a few plays here and there that we didn't execute on. That would've been big. We had a few big home run shots that we missed out on. When you're playing a team like the San Francisco 49ers, you've got to make all of those count.

How good are the San Francisco 49ers? Is this a team that maybe you can aspire to be like and how efficient they are at everything?
It's definitely a team we know we could beat, but you've got to bring your 'A' game when you're playing a team like this. It's a veteran team that's been through the ups and downs. They know how to play together and know how to fight back through adversity. It's something we can learn from and take it with us moving forward.

You guys got down by 21 points. How much did that throw the game plan out the window for you?
It makes it a little harder being down by three touchdowns. We did a good job, kept fighting, staying in there and unfortunately we didn't make enough plays to come out with the win.

DEFENSIVE TACKLE JEFFERY SIMMONS

I know you guys will go back and watch tape after this, but why do you think stopping them on third down was such an issue today?
We let them extend plays, but I guarantee when we go back and watch the tape, it's going to be a lot of self-inflicted things. Especially when you hear things on the sideline and you come off the field and you hear the coaching, that's when you think, 'man, it's just self-inflicted.' That's a good football team. They play together and they play hard. A lot of the things that we were doing on defense, we were down a couple bodies, but that's no excuse. I'm not going to sit up here and say, 'oh, we had guys go down and make that excuse.' They had a good game plan. We had a couple third down and longs, but their run game was also gaining a lot of yards. We just have to be better. That's what it is. When we get a chance to keep the quarterback in the pocket and get him on the ground, we've got to get him on the ground. It takes all 11 of us.

Talk to us about your touchdown catch and what was your last thought when the ball was coming your way?
We practice that play for a couple weeks now to where I go out there and I'm in the flat. What's crazy is every time we practice up that play [Cam [Ward] never threw me the ball. When I was in the flat, I expected him to come out there with me. The corner that was sitting out there, I knew it was probably going to come. Then I saw Cam scrambling and everybody has seen Cam throw the ball, he probably throws the ball, which is dangerous, across his body more than any quarterback in the league so I decided I have to go the opposite way. I know Cam can make that throw and when I saw him release it, I said, 'oh, don't drop this ball whatever you do' is what was going through my mind. I thought, 'do not drop this ball.' He made a hell of a throw across his body and that's Cam. Cam can do that and make it look like effortless. I was just happy to be able to catch that and all the excitement. Like I said, we've been practicing that play a couple weeks and hopefully they can keep me over there now.

What's allowing you this year to finish plays and play so well?
When you're talking about the way the season goes and how the season should go, I made a commitment. I would say my commitment this past offseason, the way I wanted to attack this season, the way I wanted to change my body this time, I focused on the small details. My body, the mental part and then the play. I did a lot of reflecting in the offseason. I'm like, 'this is not where I want to be at.' When I did that, which I talked to you guys this offseason about, that's the reason why I made the weight changes and the diet changes and things of that nature.

2025 GAME-BY-GAME RECAP

Week 1 • Sept. 7, 2025 • Titans 12 at BRONCOS 20 • 0-1

Titans first-round rookie quarterback Cam Ward starts in the season opener and completes 12-of-28 passes for 112 yards ... Ward is sacked six times, with six different Broncos recording a sack ... The Broncos defense limits the Titans to six total points off four Broncos turnovers ... The Titans are called for 13 penalties for 131 yards ... Joey Slye kicks four field goals to account for all of the Titans' scoring ... Quarterback Bo Nix overcomes two interceptions to lead the Broncos to victory ... Ward is one of four rookies to start the opener for the Titans.

Week 2 • Sept. 14, 2025 • RAMS 33 at Titans 19 • 0-2

The Titans fall in their home opener after the Rams total 439 yards and outscore the Titans 23-6 in the second half ... Matthew Stafford passes for 298 yards and two scores for the Rams ... Rams receiver Puka Nacua accounts for 91 receiving yards in addition to a 45-yard rushing touchdown in the first quarter on fourth-and-one ... With Los Angeles ahead 20-16 in the fourth quarter, the Rams defense recovers a fumble and capitalizes with a 16-yard touchdown reception by Davante Adams ... Titans kicker Joey Slye accounts for four field goals, including a 57-yarder and a 55-yarder ... Rookie quarterback Cam Ward completes his first career touchdown pass on a nine-yard connection with rookie wideout Elic Ayomanor.

Week 3 • Sept. 21, 2025 • COLTS 41 at Titans 20 • 0-3

The Colts never trail after jumping in front on the game's third play with a 32-yard interception return for a touchdown by cornerback Kenny Moore II ... Colts running back Jonathan Taylor rushes for 102 yards and three touchdowns, including a 46-yard touchdown run in the third quarter ... Colts quarterback Daniel Jones passes for 228 yards and one score, a 20-yarder to Michael Pittman ... In his third NFL start, rookie quarterback Cam Ward passes for 219 yards with an eight-yard touchdown to Elic Ayomanor, but Ward is sacked four times.

Week 4 • Sept. 28, 2025 • Titans 0 at TEXANS 26 • 0-4

The Titans are shut out for the first time since Oct. 13, 2019 at Denver ... The Texans hold a 6-0 lead through three quarters before outscoring the Titans 20-0 in the fourth quarter ... Texans quarterback C.J. Stroud passes for 233 yards and two touchdowns, while running back Woody Marks accounts for 69 yards and one touchdown on the ground and 50 yards and one touchdown as a receiver ... The Texans defense allows only 10 first downs, 175 total yards and 93 net passing yards, while the Texans offense possesses the ball for 38 minutes and 21 seconds.

Week 5 • Oct. 5, 2025 • TITANS 22 at Cardinals 21 • 1-4

The Titans overcome a 21-3 second-quarter deficit and a 21-6 fourth-quarter deficit ... The win ties for the second-largest fourth-quarter comeback in franchise history ... Rookie quarterback Cam Ward gets his first career victory, passing for 265 yards, including 193 yards in the fourth quarter ... Calvin Ridley has 131 receiving yards, including a 38-yarder to set up Joey Slye's game-winning 29-yard field goal as time expires ... The Cardinals lose three fumbles, including Emari Demercado's fumble through the end zone to prevent a rushing touchdown, as well as Dadrion Taylor-Demerson's fumble after an interception, resulting in Tyler Lockett's recovery in the end zone for a Titans touchdown.

Week 6 • Oct. 12, 2025 • Titans 10 at RAIDERS 20 • 1-5

The Titans play their first game in Las Vegas ... The Raiders score the game's first 17 points, keeping the Titans off the scoreboard until Matthew Wright's field goal with 1:06 remaining in the third quarter ... The Raiders defense sacks Cam Ward six times, including two sacks by Maxx Crosby ... Raiders linebacker Devin White records an interception and a strip-sack, helping to force two of the Titans' three turnovers ... White's forced fumble gave the Raiders possession at Tennessee's two-yard line, helping to set up the game's first touchdown in the second quarter ... Ward completes a late touchdown pass to tight end David Martin-Robinson.

Week 7 • Oct. 19, 2025 • PATRIOTS 31 at Titans 13 • 1-6

The Patriots score the final 21 points after the Titans take a 13-10 lead in the second quarter ... Patriots quarterback Drake Maye goes 21-of-23 passing for 222 yards and two touchdowns ... Cam Ward is sacked five times and throws an interception in addition to outside linebacker K'Lavon Chaisson returning a fumble four yards for a touchdown in the third quarter ... Ward passes for 255 yards and connects with Chimere Dike for a 38-yard score ... Former Titans head coach Mike Vrabel faces the team for the first time as Patriots head coach.

Week 8 • Oct. 26, 2025 • Titans 14 at COLTS 38 • 1-7

Colts running back Jonathan Taylor rushes for 153 yards and two touchdowns and adds 21 yards and a touchdown as a receiver ... The Colts outscore the Titans 21-7 in the second half ... With the Colts ahead 17-7 early in the third quarter, the Titans' first drive of the half stalls, and after a punt for a touchback, Taylor rushes for an 80-yard touchdown ... The Colts defense records four sacks and an interception ... Colts quarterback Daniel Jones passes for 272 yards and three touchdowns ... Titans rookie quarterback Cam Ward throws for 259 yards and a touchdown.

Week 9 • Nov. 2, 2025 • CHARGERS 27 at Titans 20 • 1-8

Chargers quarterback Justin Herbert passes for 250 yards and two touchdowns and rushes for 57 yards and a score, despite the Titans defense accumulating six sacks ... The Titans score touchdowns in the first quarter on a 24-yard interception return by linebacker Cody Barton and a 67-yard punt return by Chimere Dike but manage two field goals in the final three quarters ... The Chargers limit the Titans to 10 first downs, 44 offensive plays, and one third-down conversion on nine attempts ... In the second half, the Chargers stop the Titans on fourth-and-goal at the one-yard line, followed by a 99-yard Chargers touchdown drive to take a 27-17 lead.

Week 11 • Nov. 16, 2025 • TEXANS 16 at Titans 13 • 1-9

Matthew Wright makes a 35-yard game-winning field goal as time expires ... Davis Mills starts at quarterback for Houston for an injured C.J. Stroud ... Trailing 13-6, Titans rookie quarterback Cam Ward directs a 95-yard drive, capped by a four-yard touchdown pass to Van Jefferson, to tie the score with 1:35 on the clock in the fourth quarter ... Texans wide receiver Nico Collins catches nine passes for 92 yards, including a touchdown and a 17-yard reception on third-and-16 to help set up the game-winning field goal ... The Titans defense notches four sacks and nine passes defensed, but the Texans defense records the only takeaway on a fumble recovery.

Week 12 • Nov. 23, 2025 • SEAHAWKS 30 at Titans 24 • 1-10

The Jaguars build a 23-3 lead in the third quarter before the Titans end the game on a 21-7 run ... Cam Ward throws a one-yard touchdown pass to Chimere Dike in the final minute, but an onside kick attempt fails ... Dike also ties a franchise record with a 90-yard punt return for a touchdown ... Sam Darnold directs the Seahawks offense with 244 passing yards, while Seattle wideout Jaxon Smith-Njigba accounts for 167 receiving yards, including touchdowns of 63 and 13 yards ... Ward passes for 256 yards with 37 rushing yards and his first career rushing touchdown ... The Titans convert five times on seven fourth-down attempts.

Week 13 • Nov. 30, 2025 • JAGUARS 25 at Titans 3 • 1-11

The Jaguars defense limits the Titans scoring to a 28-yard field goal by Joey Slye to cap the Titans' first possession ... Jaguars quarterback Trevor Lawrence passes for 229 yards and two touchdowns ... In the second quarter, the Jaguars recover a fumble on special teams and reach the end zone three plays later, and in the third quarter, a roughing the punter penalty extends an eventual Jaguars touchdown drive ... The Jaguars defense records three sacks while limiting the Titans to 11 first downs and a pair of third-down conversions on 12 attempts ... A total of 23 penalties are enforced—13 by the Jaguars and 10 by the Titans.

Week 14 • Dec. 7, 2025 • TITANS 31 at Browns 29 • 2-11

The Titans build a 31-17 lead in the fourth quarter before a comeback bid by Cleveland falls short ... Trailing by 14 points, Cleveland reaches the end zone twice in the final five minutes, but the Titans defense denies a pair of two-point conversions ... The Titans total 17 points off an interception, fumble recovery and the team's first blocked punt since 2012 ... Tony Pollard rushes for a career-high 161 yards and a pair of touchdowns, including a career-long 65-yarder ... Cam Ward posts his first career game with multiple touchdown passes, connecting with rookies Chimere Dike and Elic Ayomanor ... Browns rookie quarterback Shedeur Sanders, in his third start, passes for 364 yards and three touchdowns with one rushing touchdown.

Week 15 • Dec. 14, 2025 • Titans 24 at 49ERS 37 • 2-12

San Francisco scores on seven of its eight possessions, totals 430 yards, converts nine-of-15 third downs, and finishes with a 37:05 time of possession ... 49ers quarterback Brock Purdy passes for 295 yards and three touchdowns, including a pair of touchdowns to Jauan Jennings ... Cam Ward passes for 170 yards and two touchdowns with a 101.2 passer rating, his career high through 14 games ... Tony Pollard rushes for 101 yards and a score ... In the fourth quarter, defensive tackle Jeffery Simmons forces a turnover with a strip-sack, and two plays into the ensuing drive, he catches a one-yard touchdown pass.

PRESIDENT OF FOOTBALL OPERATIONS CHAD BRINKER

Mike Borgonzi, Chad Brinker open 2025 training camp with press conference

Chad Brinker and Mike Borgonzi recap the 2025 NFL Draft

Chad Brinker serves as president of football operations for the Titans. He joined the Titans in 2023 as assistant general manager before being promoted to his current position in 2024. In his role, Brinker provides executive leadership and direct oversight for the entire football staff, reporting directly to Titans controlling owner **Amy Adams Strunk**.

Since his arrival in Tennessee, Brinker's progressive approach has led to several initiatives aimed at moving the organization forward. He spearheaded the club's extensive search for a new general manager in 2025, resulting in the hiring of **Mike Borgonzi**. Additionally, he reshaped and refined the foundation of the team's analytics department from the ground up, while building and executing the 2024 and 2025 offseason strategies for player acquisitions in both free agency and the draft.

An NFL personnel veteran, Brinker embodies core strengths focused in executive leadership, strategic operations, financial analysis, and talent evaluation. His dual background in football operations merged with a business acumen gained from an MBA at Northwestern University's Kellogg School of Management further developed his skills as a team builder and strategic leader both on and off the field.

Prior to joining the Titans, Brinker spent 13 years with the Green Bay Packers in a variety of roles as a talent evaluator and strategic counselor to Packers leadership. In his initial season with the Packers, he collected his first Super Bowl championship when the team defeated the Pittsburgh Steelers in Super Bowl XLV.

Throughout his experience with the Packers, he served as a pro and college scout; led strategy for unrestricted free agency and undrafted free agent processes; handled player contracts, salary cap administration, and roster management; and advised the general manager and executive vice president of football operations on team needs in free agency and drafts, always with an eye on long-term vision. The Packers won the NFC North Division eight times and drafted 13 Pro Bowl Players during his tenure.

Brinker also owns corporate business experience with two Fortune 100 companies in the pharmaceutical and medical device industries. He serves as an executive council member on the Freed-Hardeman University President's Council and has shared his expertise as a guest lecturer in the Sports Marketing program at Freed-Hardeman and the Sports Administration program at his alma mater, Ohio University.

A native of Martins Ferry, Ohio, Brinker first entered the NFL in 2003 as an undrafted free agent running back with the New York Jets. He holds two degrees from Ohio University, including a master's degree in sports administration, where he was a two-sport athlete and a two-time All-Mid-American Conference selection at running back. He was also selected as Ohio University's Male Athlete of the Year in 2003.

Brinker and his wife, Rachelle, have three children. In addition to prioritizing time with his family, he enjoys reading, teaching, traveling, and spending time outdoors.

CHAD BRINKER'S EXECUTIVE TIMELINE:

2024-25:	President of Football Operations – Tennessee Titans
2023:	Assistant General Manager – Tennessee Titans
2021-22:	Personnel/Football Administration Executive – Green Bay Packers
2018-20:	Assistant Director of Pro Scouting/Salary Cap Analyst – Green Bay Packers
2012-17:	Pro Scout – Green Bay Packers
2010-11:	Scouting Assistant – Green Bay Packers
2009:	Scouting Intern – Green Bay Packers

PLAYING TIMELINE

2004:	Cologne Centurions – NFL Europe
2003-04:	New York Jets
1998-02:	Ohio University

EDUCATION

2021:	Northwestern University – Master of Business Administration at the Kellogg School of Management
2014:	Ohio University – Master of Sports Administration
2003:	Ohio University – Bachelor of Specialized Studies

NEW FACES IN 2025

The following lists include front office members, coaches and players who joined the Titans after the 2024 season ended.

Personnel Executives

Mike Borgonzi	General Manager
Dave Ziegler	Assistant General Manager
Reggie McKenzie	Vice President/Football Advisor
Dan Saganey	Vice President, Player Personnel

Coaches

Mike McCoy	Interim Head Coach
John Fassel	Special Teams Coordinator
Tony Oden	Defensive Passing Game Coordinator/Cornerbacks
Travis Smith	Defensive Run Game Coordinator
Dylan Autenrieth	Defensive Quality Control
Rayna Stewart	Special Teams Assistant

Veteran Players – One or More Years of Prior Experience

Brandon Allen	QB	Anfernee Orji (IR)	LB
Jalyn Armour-Davis	CB	James Proche II	WR
Joe Bachie	LB	Jerrick Reed II	S
Cody Barton	LB	Joey Slye	K
Kaiir Elam	CB	Shy Tuttle	DT
Blake Hance (IR)	OL	Olisaemeka Udoh	OL
Johnny Hekker	P	Jihad Ward	OLB
Van Jefferson	WR	Xavier Woods (IR)	S
Dre'Mont Jones	OLB	Kevin Zeitler	G
Sanoussi Kane	S		
Dan Moore Jr.	T		

Draft Picks (Round)

Cam Ward (1)	QB	Jackson Slater (5)	G
Oluwafemi Oladejo (2) (IR)	OLB	Marcus Harris (6)	CB
Kevin Winston Jr. (3) (IR)	S	Kalel Mullings (6)	RB
Chimere Dike (4)	WR	Garrett Dellinger (7 by Bal)	G
Gunnar Helm (4)	TE	Micah Robinson (7 by GB)	CB
Elic Ayomanor (4)	WR		

Undrafted Rookies (R) and First-Year Players (1)

Brandon Crenshaw-Dickson (R)	T	Drew Moss (R)	G
Erick Hallett II (1)	S	C.J. Ravenell (1)	DL
Truman Jones (1)	OLB		
Dorian Mausi (R)	LB		

As of Dec. 16, 2025

GENERAL MANAGER MIKE BORGONZI

Mike Borgonzi, Chad Brinker open 2025 training camp with press conference

Chad Brinker and Mike Borgonzi recap the 2025 NFL Draft

Jim Wyatt: New Titans GM Mike Borgonzi Shares His Vision to Build a Winner

The OTP: New Titans GM Mike Borgonzi

Video: Mike Borgonzi's Introductory Press Conference

Mike Borgonzi was named the 15th general manager in franchise history on Jan. 17, 2025.

Borgonzi arrived in Tennessee with 16 years of experience with the Kansas City Chiefs. For the last four seasons, he served as Kansas City's assistant general manager.

"Mike's experience speaks for itself: he has been part of the core team that delivered five AFC championships and three Super Bowls over the past six seasons," said Titans Controlling Owner **Amy Adams Strunk**. "It's the type of standard I want to build here in Tennessee. I know we have a lot of work ahead of us, and I'm excited for Mike to get started."

"During Mike's 16 years in the league, he has been a key part of transforming the Chiefs from a two-win team to a three-time Super Bowl champion," said Titans President of Football Operations **Chad Brinker**. "During our meetings, he articulated a clear plan to build a championship standard in Nashville through consistency, discipline, and hard work. I've admired him for many years and I'm thrilled to add him to the team as our general manager."

In Borgonzi's first offseason in Tennessee, the Titans acquired several veteran free agents. Among the most notable signings were tackle **Dan Moore Jr.** (previously with Pittsburgh); guard **Kevin Zeitler** (Detroit); linebacker **Cody Barton** (Denver); outside linebacker **Dre'Mont Jones** (Seattle); wide receiver **Van Jefferson** (Pittsburgh); safety **Xavier Woods** (Carolina); punter **Johnny Hekker** (Carolina); and kicker **Joey Slye** (New England).

In April, Borgonzi led the process that concluded with the selection of Miami (Fla.) quarterback **Cam Ward** with the first overall pick in the 2025 NFL Draft. The team's nine total draft choices also included UCLA outside linebacker **Oluwafemi Oladejo** (second round), Penn State safety **Kevin Winston Jr.** (third round), Florida wide receiver **Chimere Dike** (fourth round), Texas tight end **Gunnar Helm** (fourth round), Stanford wide receiver **Elic Ayomanor** (fourth round), Sacramento State offensive lineman **Jackson Slater** (fifth round), California cornerback **Marcus Harris** (sixth round) and Michigan running back **Kalel Mullings** (sixth round).

During Borgonzi's time in Kansas City, he contributed to 12 playoff seasons (2010, 2013, 2015-24) and 10 AFC West titles (2010, 2016-24). Borgonzi helped construct a roster that won the AFC five times (2019-20, 2022-24) and captured three Super Bowl championships (2019, 2022-23) over a six-season span.

From 2017 to 2024, Borgonzi worked under Chiefs general manager **Brett Veach**. As the assistant general manager from 2021 through 2024, he supervised and directed the college and professional scouting operations while closely supporting and advising Veach with the club's roster management and player acquisition via the NFL Draft, free agency, waiver claims and trades. During his four seasons as assistant general manager, the Chiefs built a league-best 52-16 regular-season record (.765). In the same four-year span, 10 different Kansas City players earned a combined 23 Pro Bowl selections: tackle **Orlando Brown Jr.** (2021-22), wide receiver **Tyreek Hill** (2021), center **Creed Humphrey** (2022-24), defensive tackle **Chris Jones** (2021-24), tight end **Travis Kelce** (2021-24), quarterback **Patrick Mahomes** (2021-23), safety **Tyrann Mathieu** (2021), guard **Trey Smith** (2024), guard **Joe Thuney** (2022-24) and punter **Tommy Townsend** (2022).

The Chiefs entered the 2024 postseason after capturing their ninth consecutive AFC West crown. They tied the Detroit Lions for the NFL's best record at 15-2, setting a franchise record for wins in a regular season and securing the AFC's top seed. Twenty original Chiefs draft picks started at least six games for the team during the 2024 regular season. Kansas City had five players voted to the Pro Bowl, marking the seventh consecutive year in which it had at least five players earn the honor.

Prior to his promotion to assistant general manager, Borgonzi served as director of football operations (2018-20), director of player personnel (2017), co-director of player personnel (2015-16), assistant director of pro scouting (2013-14), pro personnel scout (2011-12) and manager of football operations (2010). He joined the Chiefs in 2009 as the club's college scouting administrator.

Before landing in the NFL with the Chiefs, Borgonzi spent the 2007 and 2008 seasons at Boston College, where he was the assistant recruiting coordinator. He also coached tight ends at Amherst College in 2002 before working in the financial sector in Boston for several years.

A native of Everett, Mass., Borgonzi graduated from Brown University, where he was a four-year starter at fullback and was a three-time All-Ivy League selection.

He and his wife, Jill, have a son, Joseph, and a daughter, Nina. His brother, Dave, has served as the linebackers coach for the Indianapolis Colts and Chicago Bears and currently serves as the linebackers coach for the Dallas Cowboys.

MIKE BORGONZI'S FOOTBALL BACKGROUND:

2025:	Tennessee Titans - General Manager
2021-24:	Kansas City Chiefs - Assistant General Manager
2018-20:	Kansas City Chiefs - Director of Football Operations
2017:	Kansas City Chiefs - Director of Player Personnel
2015-16:	Kansas City Chiefs - Co-Director of Player Personnel
2013-14:	Kansas City Chiefs - Assistant Director of Pro Scouting
2011-12:	Kansas City Chiefs - Pro Personnel Scout
2010:	Kansas City Chiefs - Manager of Football Operations
2009:	Kansas City Chiefs - College Scouting Administrator
2007-08:	Boston College - Assistant Recruiting Coordinator
2002:	Amherst College - Tight Ends Coach
1998-01:	Brown University - Fullback

2025 TITANS DRAFT CLASS

Rd.	Pick	Player	Position	College
1	1	Cam Ward	QB	Miami (Fla.)
2	52	Oluwafemi Oladejo	OLB	UCLA
3	82	Kevin Winston Jr.	S	Penn State
4	103	Chimere Dike	WR	Florida
4	120	Gunnar Helm	TE	Texas
4	136	Elic Ayomanor	WR	Stanford
5	167	Jackson Slater	G	Sacramento State
6	183	Marcus Harris	CB	California
6	188	Kalel Mullings	RB	Michigan

The 2025 Titans draft class: (top row, left to right) TE Gunnar Helm, OL Jackson Slater, WR Elic Ayomanor, S Kevin Winston Jr., RB Kalel Mullings, (bottom row, left to right) QB Cameron Ward, CB Marcus Harris, WR Chimere Dike, OLB Oluwafemi Oladejo

FRANCHISE GENERAL MANAGER HISTORY

Mike Borgonzi became the 15th general manager in franchise history when he was hired on Jan. 17, 2025. In the "Titans era," which began in 1999, he is the team's sixth general manager.

Franchise general managers (records include postseason):

General Manager	Seasons	W	L	T	Pct
Mike Borgonzi	**2025**	**2**	**12**	**0**	**.143**
Ran Carthon	2023–2024	9	25	0	.265
Jon Robinson	2016–2022	69	47	0	.595
Ruston Webster	2012–2015	18	46	0	.281
Mike Reinfeldt	2007–2011	46	36	0	.561
Floyd Reese	1994–2006	111	106	0	.512
Mike Holovak	1989–1993	52	34	0	.605
Ladd Herzeg	1981–1988	44	80	0	.355
O.A. "Bum" Phillips	1975–1980	59	38	0	.608
Sid Gillman	1973–1974	8	20	0	.286
John Breen	1971–1972	5	22	1	.196
Don Klosterman	1966–1969	25	30	3	.457
Carroll Martin	1964–1965	8	20	0	.286
Pop Ivy	1963	6	8	0	.429
Don Suman	1961–1962	22	7	1	.750

Note: No general manager title was held in 1960 or 1970.

RECENT TITANS FREE AGENCY

2025

Free Agents Signed	Former Team
QB Brandon Allen	San Francisco
LB Cody Barton	Denver
QB Tim Boyle	N.Y. Giants
OLB Lorenzo Carter	Atlanta
RB Tyrion Davis-Price	Philadelphia
OL Blake Hance	Jacksonville
P Johnny Hekker	Carolina
OL Brenden Jaimes	L.A. Chargers
WR Van Jefferson	Pittsburgh
OLB Dre'Mont Jones	Seattle
WR Tyler Lockett	Seattle
T Dan Moore Jr.	Pittsburgh
OL Sam Mustipher	L.A. Chargers
CB Amani Oruwariye	Dallas
WR James Proche II	Cleveland
K Joey Slye	New England
OL Olisaemeka Udoh	New Orleans
DL Carlos Watkins	Dallas
S Xavier Woods	Carolina
G Kevin Zeitler	Detroit

Free Agents Lost	New Team
LB Jerome Baker	Cleveland
LB Jack Gibbens	New England
LB Luke Gifford	San Francisco
OL Dillon Radunz	New Orleans
QB Mason Rudolph	Pittsburgh
P Ryan Stonehouse	Miami
WR Nick Westbrook-Ikhine	Miami

2024

Free Agents Signed	Former Team
S Jamal Adams	Seattle
CB Chidobe Awuzie	Cincinnati
WR Tyler Boyd	Cincinnati
OL Saahdiq Charles	Washington
T Geron Christian Sr.	Cleveland
C Lloyd Cushenberry III	Denver
S Quandre Diggs	Seattle
DL Sebastian Joseph-Day	San Francisco
LB Kenneth Murray Jr.	L.A. Chargers
RB Tony Pollard	Dallas
WR Calvin Ridley	Jacksonville
QB Mason Rudolph	Pittsburgh
TE Nick Vannett	L.A. Chargers

Free Agents Lost	New Team
LB Azeez Al-Shaair	Houston
DL Denico Autry	Houston
C Aaron Brewer	Miami
S Terrell Edmunds	Jacksonville
CB Kristian Fulton	L.A. Chargers
OLB Trevis Gipson	Jacksonville
RB Derrick Henry	Baltimore
T Chris Hubbard	San Francisco
WR Chris Moore	Arizona
CB Sean Murphy-Bunting	Arizona
OL Calvin Throckmorton	Denver
S K'Von Wallace	Seattle

2023

Free Agents Signed	Former Team
LB Azeez Al-Shaair	San Francisco
OL Daniel Brunskill	San Francisco
OL Andre Dillard	Philadelphia
LB Luke Gifford	Dallas
WR DeAndre Hopkins	Arizona
DT Jaleel Johnson	Atlanta
OLB Arden Key	Jacksonville
WR Chris Moore	Houston
CB Sean Murphy-Bunting	Tampa Bay
LB Ben Niemann	Arizona
TE Trevon Wesco	Chicago

Free Agents Lost	New Team
OLB Tarell Basham	Cincinnati
T Le'Raven Clark	Pittsburgh
LB Dylan Cole	Chicago
WR Chris Conley	San Francisco
T Dennis Daley	Arizona
G Nate Davis	Chicago
QB Joshua Dobbs	Cleveland
DE Mario Edwards Jr.	Seattle
TE Austin Hooper	Las Vegas
DB Lonnie Johnson Jr.	New Orleans
LB David Long Jr.	Miami
DT Kevin Strong	Arizona
DE DeMarcus Walker	Chicago

2022

Free Agents Signed	Former Team
RB Trenton Cannon	San Francisco
TE Austin Hooper	Cleveland
OL Jamarco Jones	Seattle
LB Justin Lawler	L.A. Rams
WR Josh Malone	Green Bay
DB A.J. Moore	Houston
DL DeMarcus Walker	Houston

Free Agents Lost	New Team
WR Cameron Batson	Atlanta
FB Khari Blasingame	Chicago
LB Jayon Brown	Las Vegas
S Dane Cruikshank	Chicago
LB Rashaan Evans	Atlanta
TE Anthony Firkser	Atlanta
RB D'Onta Foreman	Carolina
WR Marcus Johnson	San Francisco
RB Jeremy McNichols	Atlanta
DT Kyle Peko	Las Vegas
OL David Quessenberry	Buffalo

2021

Free Agents Signed	Former Team
OLB Ola Adeniyi	Pittsburgh
DL Denico Autry	Indianapolis
LB B.J. Bello	L.A. Chargers
WR Fred Brown	Denver
DT Trevon Coley	N.Y. Jets
LS Morgan Cox	Baltimore
T Christian DiLauro	Pittsburgh
OLB Bud Dupree	Pittsburgh
S Matthias Farley	N.Y. Jets
DT Woodrow Hamilton IV	Carolina
DT Bruce Hector	Carolina
RB Brian Hill	Atlanta
CB Jackrabbit Jenkins	New Orleans
CB Kevin Johnson	Cleveland
DT Abry Jones	Jacksonville
CB Chris Jones	Minnesota
T Kendall Lamm	Cleveland
WR Kalija Lipscomb	Green Bay
CB Greg Mabin	Jacksonville
LB Justin March-Lillard	Dallas
CB Kevin Peterson	Arizona
WR Josh Reynolds	L.A. Rams

Free Agents Lost	New Team
OLB Jadeveon Clowney	Cleveland
WR Corey Davis	N.Y. Jets
DE Matt Dickerson	Las Vegas
G/C Jamil Douglas	Buffalo
DT DaQuan Jones	Carolina
DB Joshua Kalu	N.Y. Giants
CB Desmond King	Houston
CB Chris Milton	N.Y. Giants
TE MyCole Pruitt	San Francisco
WR Kalif Raymond	Detroit
TE Jonnu Smith	New England
CB Tye Smith	Minnesota

RECENT TITANS TRADE HISTORY

2025 TRADES

Trade Date/Teams	Compensation		Overall	Player Selected	Note
1. March 13, 2025					
Tennessee Receives:	Draft Choice:	Round 6, 2025	#188	RB Kalel Mullings	
Dallas Receives:	Player:	LB Kenneth Murray Jr.			
	Draft Choice:	Round 7, 2025	#239	RB Phil Mafah	Pick originally from Green Bay
2. April 25, 2025 (Draft Day Trade)					
Tennessee Receives:	Draft Choice:	Round 2, 2025	#52	OLB Oluwafemi Oladejo	Pick originally from Pittsburgh
	Draft Choice	Round 3, 2025	#82	S Kevin Winston Jr.	
Seattle Receives:	Draft Choice:	Round 2, 2025	#35	S Nick Emmanwori	
3. April 26, 2025 (Draft Day Trade)					
Tennessee Receives:	Draft Choice:	Round 4, 2025	#136	WR Elic Ayomanor	Baltimore compensatory selection
	Draft Choice	Round 6, 2025	#183	CB Marcus Harris	Pick originally from Carolina
Baltimore Receives:	Draft Choice:	Round 5, 2025	#141	T Carson Vinson	
	Draft Choice:	Round 6, 2025	#178	CB Bilhal Kone	
4. September 23, 2025					
Tennessee Receives:	Draft Choice:	Round 6, 2026			Pick originally from Baltimore
New York Jets Receive:	Player:	CB Jarvis Brownlee Jr.			
	Draft Choice:	Round 7, 2026			Pick originally from L.A. Chargers
5. October 27, 2025					
Tennessee Receives:	Draft Choice:	Round 5, 2026			Conditional
L.A. Rams Receive:	Player:	CB Roger McCreary			
	Draft Choice:	Round 6, 2026			Conditional
6. November 4, 2025					
Tennessee Receives:	Draft Choice:	Round 5, 2026			Conditional
Baltimore Receives:	Player:	OLB Dre'Mont Jones			

2024 TRADES

Trade Date/Teams	Compensation		Overall	Player Selected	Note
1. March 29, 2024					
Tennessee Receives:	Player:	CB L'Jarius Sneed			
	Draft Choice:	Round 7, 2024	#252	OLB Jaylen Harrell	
Kansas City Receives:	Draft Choice:	Round 7, 2024	#221	(T Travis Clayton)	Pick originally from Carolina; traded to Buffalo
	Draft Choice:	Round 3, 2025	#66	DE Ashton Gillotte	
2. April 12, 2024					
Tennessee Receives:	Player:	T Leroy Watson			
Cleveland Receives:	Draft Choice:	Round 7, 2024	#227	CB Myles Harden	
3. Aug. 27, 2024					
Tennessee Receives:	Draft Choice:	Round 7, 2025	#239	(RB Phil Mafah)	Pick later traded to Dallas
Green Bay Receives:	Player:	QB Malik Willis			
4. Aug. 28, 2024					
Tennessee Receives:	Player:	LB Ernest Jones IV			
	Draft Choice:	Round 6, 2026			Conditional
L.A. Rams Receive:	Draft Choice:	Round 5, 2026			
5. Aug. 29, 2024					
Tennessee Receives:	Draft Choice:	Round 7, 2026			
L.A. Chargers Receive:	Player:	DB Elijah Molden			
6. Oct. 24, 2024					
Tennessee Receives:	Draft Choice:	Round 5, 2025	#167	G Jackson Slater	
Kansas City Receives:	Player:	WR DeAndre Hopkins			
7. Oct. 24, 2024					
Tennessee Receives:	Player:	LB Jerome Baker			
	Draft Choice:	Round 4, 2025	#120	TE Gunnar Helm	
Seattle Receives:	Player:	LB Ernest Jones IV			

RECENT TITANS TRADE HISTORY

2023 TRADES

Trade Date/Teams	Compensation		Overall	Player Selected	Note
1. April 28, 2023 (Draft Day Trade)					
Tennessee Receives:	Draft Choice:	Round 2, 2023	#33	QB Will Levis	Pick originally from Houston
	Draft Choice:	Round 3, 2023	#81	RB Tyjae Spears	Pick originally from Detroit
Arizona Receives:	Draft Choice:	Round 2, 2023	#41	OLB B.J. Ojulari	
	Draft Choice:	Round 3, 2023	#72	DB Garrett Williams	
	Draft Choice:	Round 3, 2024	#71	G Isaiah Adams	
2. Aug. 29, 2023					
Tennessee Receives:	Player:	K Nick Folk			
New England Receives:	Draft Choice:	Round 7, 2025	#217	(DT Jay Toia)	Pick later traded to Dallas
3. Oct. 23, 2023					
Tennessee Receives:	Player:	S Terrell Edmunds			
	Draft Choice:	Round 5, 2024	#146	CB Jarvis Brownlee Jr.	Pick originally from Minnesota
	Draft Choice:	Round 6, 2024	#182	WR Jha'Quan Jackson	Tennessee's original pick reacquired
Philadelphia Receives:	Player:	S Kevin Byard			

2022 TRADES

Trade Date/Teams	Compensation		Overall	Player Selected	Note
1. March 23, 2022					
Tennessee Receives:	Player:	WR Robert Woods			
L.A. Rams Receive:	Draft Choice:	Round 6, 2023	#189	OLB Ochaun Mathis	
2. April 28, 2022 (Draft Day Trade)					
Tennessee Receives:	Draft Choice:	Round 1, 2022	#18	WR Treylon Burks	Pick originally from New Orleans
	Draft Choice:	Round 3, 2022	#101	(TE Jeremy Ruckert)	Pick originally a New Orleans compensatory selection; traded to NY Jets
Philadelphia Receives:	Player:	WR A.J. Brown			
3. April 28, 2022 (Draft Day Trade)					
Tennessee Receives:	Draft Choice:	Round 2, 2022	#35	CB Roger McCreary	
	Draft Choice:	Round 3, 2022	#69	OL Nicholas Petit-Frere	
	Draft Choice:	Round 5, 2022	#163	WR Kyle Philips	Pick originally from Pittsburgh
N.Y. Jets Receive:	Draft Choice:	Round 1, 2022	#26	OLB Jermaine Johnson	
	Draft Choice:	Round 3, 2022	#101	TE Jeremy Ruckert	Pick originally a New Orleans compensatory selection
4. April 29, 2022 (Draft Day Trade)					
Tennessee Receives:	Draft Choice:	Round 3, 2022	#86	QB Malik Willis	
Las Vegas Receives:	Draft Choice:	Round 3, 2022	#90	G Dylan Parham	
	Draft Choice:	Round 5, 2022	#169	(RB Ty Chandler)	Pick traded to Minnesota
5. Aug. 17, 2022					
Tennessee Receives:	Player:	S Tyree Gillespie			
Las Vegas Receives:	Draft Choice:	Round 7, 2024			Trade conditions not met
6. Aug. 24, 2022					
Tennessee Receives:	Player:	DB Ugo Amadi			
	Draft Choice:	Round 7, 2024	#242	LB James Williams	
Philadelphia Receives:	Draft Choice:	Round 6, 2024	#182	(WR Jha'Quan Jackson)	Pick reacquired by Tennessee on Oct. 23, 2023
7. Aug. 29, 2022					
Tennessee Receives:	Player:	OL Dennis Daley			
	Draft Choice:	Round 7, 2024	#221	(T Travis Clayton)	Pick traded to Buffalo through Kansas City
Carolina Receives:	Draft Choice:	Round 5, 2024	#142	(WR Anthony Gould)	Pick traded to Indianapolis

INTERIM HEAD COACH MIKE McCOY

The Titans named **Mike McCoy** interim head coach on Oct. 13, 2025. He was hired in 2025 as senior offensive assistant.

McCoy, who is in his 23rd season as a coach in the NFL, served as the head coach of the San Diego Chargers from 2013 to 2016 and spent an additional six years as an NFL offensive coordinator.

He arrived in Tennessee after three seasons with the Jacksonville Jaguars as quarterbacks coach. While in Jacksonville, McCoy helped quarterback **Trevor Lawrence** register consecutive 4,000-yard passing seasons in 2022 (4,113) and 2023 (4,016). During those two seasons, Lawrence's 8,129 passing yards ranked fifth in the NFL, and his 46 touchdown passes ranked 10th. In 2024, injuries limited Lawrence to 10 games, during which time he passed for 2,045 yards and 11 touchdowns.

In 2023, Lawrence surpassed 4,000 passing yards for the second consecutive year and also eclipsed 10,000 career passing yards, becoming the third-youngest player in NFL history to reach 10,000 passing yards. Lawrence had eight consecutive games with at least 20 completions, which set a single-season franchise record.

In 2022, McCoy helped Lawrence improve in every major passing category from his rookie year to his second campaign. Lawrence produced his first 4,000-yard passing season in the NFL and finished the regular season completing 387 passes on 584 attempts for 4,113 yards. He threw 25 touchdowns against just eight interceptions. His four passing touchdowns in the Wild Card round against the Chargers were also a single-game postseason franchise record.

Before going to Jacksonville, McCoy served as the offensive coordinator for the Arizona Cardinals in 2018. He helped **Josh Rosen** complete 217 passes for 2,278 yards and 11 touchdowns in his rookie season, while wide receiver **Larry Fitzgerald** recorded a team-high 69 receptions for 734 yards and six scores. In addition, under McCoy's tutelage, the Cardinals rushing attack posted 1,342 yards and nine touchdowns.

In 2017, McCoy joined the Broncos in his second stint as an offensive coordinator in Denver and helped running back **CJ Anderson** finish ninth in the NFL in rushing yards (1,007).

From 2013 to 2016, McCoy was the head coach of the San Diego Chargers. During that time, San Diego ranked ninth in the league in total offense (365.9 yards per game) and second in offensive third-down percentage (44.6 percent). In addition, McCoy's group had a top-10 passing attack each season. San Diego qualified for the postseason in McCoy's first campaign at the helm (2013) and beat the Bengals in the Wild Card round.

Under McCoy, Chargers quarterback **Philip Rivers** finished with his three highest single-season completion percentage marks while averaging more than 31 touchdown passes per year. Rivers earned Comeback Player of the Year honors from the Associated Press in 2013 after completing a career-best and NFL-high 69.5 percent of his passes for 4,478 yards with 32 touchdowns and 11 interceptions (105.5 rating).

Prior to his tenure as head coach in San Diego, McCoy served as the Broncos offensive coordinator for four seasons (2009-12). During his final year in Denver in 2012, the Broncos tied Atlanta for the NFL's best record at 13-3 in quarterback **Peyton Manning's** first season with the team. The Broncos featured the NFL's fourth-ranked offense and fifth-ranked passing attack as Manning earned Comeback Player of the Year honors after passing for a then-franchise-record 4,659 yards with 37 touchdowns.

In 2011, the Broncos led the NFL and established a franchise record with 2,632 rushing yards. They earned a postseason berth and Wild Card victory with **Tim Tebow** at quarterback, marking the first of back-to-back playoff appearances (2011-12). Tebow finished that season with 660 rushing yards, the most by a quarterback in team history, while running back **Willis McGahee** tied for the NFL lead with seven 100-yard rushing games and earned his second career Pro Bowl selection after rushing for 1,199 yards.

McCoy oversaw the NFL's seventh-ranked passing attack in 2010 as quarterback **Kyle Orton** finished fourth in the league averaging 281 passing yards per game. **Brandon Lloyd** led the NFL with 1,448 receiving yards and earned his first Pro Bowl selection while also becoming just the fourth wide receiver in team history to be named All-Pro.

In 2009, **Brandon Marshall** tied for third in the NFL with 101 receptions, including an NFL-record 21 catches in one game. Running back **Knowshon Moreno** earned All-Rookie honors after leading all NFL rookies in rushing yards (947), yards from scrimmage (1,160) and total touchdowns (nine).

McCoy spent his first nine seasons as a coach in Carolina, working his way up from offensive assistant (2000) to wide receivers coach (2001), quarterbacks coach/offensive assistant (2002), quarterbacks coach (2003-06) and passing game coordinator/quarterbacks coach (2007-08). The Panthers totaled three playoff appearances, two division titles, two NFC Championship Game appearances and advanced to Super Bowl XXXVIII during McCoy's tenure.

During McCoy's time with Carolina, he worked closely with **Jake Delhomme**, helping the quarterback to four 3,000-yard passing seasons and his first Pro Bowl selection in 2005. Delhomme averaged the fifth-most yards per pass attempt (7.8) in the NFL during McCoy's two seasons managing Carolina's passing attack while wide receiver Steve Smith Sr. ranked seventh in the league with 2,423 yards in that span.

A college quarterback, McCoy spent his first two years at Long Beach State (1990-91) before spending his last two years at Utah (1993-94). He signed with the Broncos as an undrafted rookie free agent in 1995 and spent his rookie season on Green Bay's practice squad. He played in NFL Europe with the Amsterdam Admirals (1997) and spent one game on San Francisco's roster as its third quarterback in 1997. McCoy spent training camp with the Philadelphia Eagles (1998) before finishing his playing career with the Calgary Stampeders in the CFL in 1999.

McCoy and his wife, Kellie, have a daughter, Liv, and a son, Luke.

MIKE McCOY AT A GLANCE

- Year as Titans interim head coach: **1**
- Previous years as NFL head coach: **4**
- Overall year as NFL coach: **23**
- vs. Chiefs: **2-6**
- At home vs. Chiefs: **1-3**
- On the road vs. Chiefs: **1-3**
- vs. Andy Reid: **2-6**

Years	Team	Position
2025	Tennessee Titans	Interim Head Coach
2025	Tennessee Titans	Senior Offensive Assistant*
2022-24:	Jacksonville Jaguars	Quarterbacks
2018:	Arizona Cardinals	Offensive Coordinator
2017:	Denver Broncos	Offensive Coordinator
2013-16:	San Diego Chargers	Head Coach
2010-12:	Denver Broncos	Offensive Coordinator
2009:	Denver Broncos	Offensive Coordinator/ Quarterbacks
2007-08:	Carolina Panthers	Passing Game Coordinator/ Quarterbacks
2003-06:	Carolina Panthers	Quarterbacks
2002:	Carolina Panthers	Quarterbacks/Offensive Asst.
2001:	Carolina Panthers	Wide Receivers
2000:	Carolina Panthers	Offensive Assistant

** First six games*

2025 TITANS COACHING STAFF

Mike McCoy	Interim Head Coach
John Fassel	Special Teams Coordinator
Nick Holz	Offensive Coordinator
Dennard Wilson	Defensive Coordinator
Ben Bloom	Outside Linebackers
Frank Bush	Linebackers
Bo Hardegree	Quarterbacks
Steve Jackson	Secondary/Safeties
Randy Jordan	Running Backs
Tony Oden	Defensive Passing Game Coordinator/ Cornerbacks
Tracy Rocker	Defensive Line
Travis Smith	Defensive Run Game Coordinator
Luke Stocker	Tight Ends
Tyke Tolbert	Wide Receivers
Dylan Autenrieth	Defensive Quality Control
Trevor Browder	Offensive Assistant
Kylan Butler	Offensive Assistant
Steve Donatell	Defensive Assistant
Scott Fuchs	Assistant Offensive Line
Matt Jones	Offensive Assistant
Lori Locust	Defensive Assistant
Payton McCollum	Assistant Quarterbacks
Kevin Perez	Coaches Assistant
Rayna Stewart	Special Teams Assistant
Zac Woodfin	Director of Sports Performance
Brian Bell	Assistant Director of Sports Performance
Mark Lovat	Assistant, Strength and Conditioning
John Shaw	Assistant, Sports Performance - Speed Training
Grant Thorne	Assistant, Strength and Conditioning

TITANS/OILERS HEAD COACH HISTORY

Head Coach	Years	Won	Lost	Tied	Pct.
Mike McCoy	**2025**	**1**	**7**	**0**	**.125**
Brian Callahan	2024-25	4	19	0	.174
Mike Vrabel	2018-23	56	48	0	.538
Mike Mularkey	2015-17	21	22	0	.488
Ken Whisenhunt	2014-15	3	20	0	.130
Mike Munchak	2011-13	22	26	0	.458
Jeff Fisher	1994-2010	147	126	0	.538
Jack Pardee	1990-94	44	35	0	.556
Jerry Glanville	1985-89	35	35	0	.500
Hugh Campbell	1984-85	8	22	0	.266
Chuck Studley	1983	2	8	0	.200
Ed Biles	1981-83	8	23	0	.258
O.A. “Bum” Phillips	1975-80	59	38	0	.608
Sid Gillman	1973-74	8	15	0	.347
Bill Peterson	1972-73	1	18	0	.052
Ed Hughes	1971	4	9	1	.321
Wally Lemm	1961, 1966-70	38	40	4	.487
Hugh “Bones” Taylor	1965	4	10	0	.285
Sammy Baugh	1964	4	10	0	.285
Frank “Pop” Ivy	1962-63	17	12	0	.586
Lou Rymkus	1960-61	12	7	1	.625

Records include postseason

TITANS 2025 ASSISTANT COACHES

JOHN FASSEL
SPECIAL TEAMS COORDINATOR

Click For Complete Online Bio

- Fassel joined the Titans in 2025 after spending the previous five seasons with the Dallas Cowboys.
- After Fassel’s arrival in Dallas in 2020, the Cowboys improved from the league’s bottom-ranked kick return and punt coverage units to top five marks in both categories during his tenure.
- Under Fassel's direction in 2024, second-year kicker Brandon Aubrey connected on a franchise-record 40 field goals, tying for the third-highest total in NFL history. The Cowboys also ranked second in the league with 1,091 kickoff return yards, led the NFL with an NFL-record 32.1 kickoff return average, and were the only team to return multiple kickoffs for touchdowns. Aubrey and second year returner KaVontae Turpin received AP All-Pro honors.
- In 2023, Cowboys punter Bryan Anger led the NFC with a 51.4 gross average.
- Before his time in Dallas, Fassel served as special teams coordinator for the Los Angeles Rams for eight seasons from 2012-19. During those eight seasons, the Rams led the NFL in net yards per punt (43.3) and ranked second in gross yards per punt (46.9). Fassel helped Los Angeles to a Super Bowl berth during the 2018 season. In 2013, Fassel oversaw a punt team that set the single-season NFL record for net punting average (46.0), led by punter Johnny Hekker.
- Fassel joined the Rams after three seasons (2009-11) with the Oakland Raiders as special teams coordinator. He began his NFL coaching career as an assistant special teams coach with the Baltimore Ravens.
- Prior to his NFL career, Fassel was the head coach and assistant athletic director at New Mexico Highlands University. His coaching career also included stops at Idaho State (2001) and with the Amsterdam Admirals of NFL Europe (2000) and Bucknell University (1999, 2002).
- The Anaheim, Calif., native played wide receiver at Weber State. He signed as an undrafted free agent with the Colts following his college playing career.
- Fassel is the son of the late NFL coach Jim Fassel.

NICK HOLZ
OFFENSIVE COORDINATOR

Click For Complete Online Bio

- Holz (pronounced “HOLTS”) arrived in Tennessee in 2024 with 11 years of NFL coaching experience and 16 total years of coaching experience.
- In 2024, Holz helped direct a Titans offense that featured running back Tony Pollard (1,079 rushing yards) and wide receiver Calvin Ridley (1,017 receiving yards), who produced 1,000-yard seasons rushing and receiving, respectively.
- He joined the Titans after spending the 2023 campaign as the passing game coordinator for the Jacksonville Jaguars. Working in an offense that featured quarterback Trevor Lawrence, he helped the unit rank ninth in passing (242.7 yards per game) and 13th in points scored (22.2 points per game). Calvin Ridley posted 1,016 receiving yards and eight touchdowns, while Evan Engram led all NFL tight ends with 114 receptions for 963 yards.
- Before his stint in Jacksonville, Holz was the offensive coordinator for UNLV in 2022, which followed 10 campaigns with the Oakland/Las Vegas Raiders (2012-21). With the Raiders, he served in a variety of roles on offense, mostly focused on wide receivers. He served on the staff of three different Raiders head coaches and worked with a notable list of offensive minds, including Greg Knapp, Greg Olson, Bill Musgrave and Jon Gruden.
- Prior to joining the Raiders, Holz was an assistant at Stanford under head coach Jim Harbaugh (2008-10) and David Shaw (2011). As an assistant quarterbacks coach, he helped Andrew Luck earn first-team All-American honors and finish as the runner-up in Heisman Trophy voting two times.
- Holz began his collegiate coaching career in 2007 at Nebraska, where he served as offensive quality control coach and video intern for the Cornhuskers under head coach Bill Callahan.

TITANS 2025 ASSISTANT COACHES

- At the University of Colorado, Holz was a three-year letter winner (2004-06) as a wide receiver and holder.

DENNARD WILSON
DEFENSIVE COORDINATOR

Click For Complete Online Bio

- Wilson arrived in Tennessee in 2024 with 12 years of NFL coaching experience, including nine seasons leading defensive back units.
- In 2024, Wilson's first season as an NFL defensive coordinator, the Titans ranked second overall in total defense (311.2 opponent yards per game) and second in passing defense (177.3). The unit tied for the fifth-fewest first downs allowed per game (18.5) and tied for the fifth-fewest opponent yards allowed per play (5.2).
- Prior to joining the Titans, Wilson spent the 2023 campaign as the defensive backs coach with the Baltimore Ravens, working with head coach John Harbaugh and defensive coordinator Mike Macdonald. The defense ranked first in points allowed (16.5 per game), sixth overall (301.4 yards allowed per game), sixth in pass defense (191.9 yards per game), first in sacks (60) and third in interceptions (18). Second-year safety Kyle Hamilton earned All-Pro and Pro Bowl honors.
- Before he joined the Ravens, Wilson spent two seasons with the Philadelphia Eagles, where he served as defensive passing game coordinator/defensive backs (2022) and a defensive backs coach (2021). In 2022, the Eagles ranked first in the NFL in pass defense (179.8 yards per game)en route to an appearance in Super Bowl LVII.
- Wilson spent four total seasons (2017-20) with the New York Jets—initially as defensive backs coach (2017-18) and then passing game coordinator/defensive backs (2019-20). While there he oversaw the development of safeties Jamal Adams and Marcus Maye.
- Wilson's initial NFL coaching job was with the St. Louis/Los Angeles Rams under head coach Jeff Fisher. He began his tenure with the Rams as a defensive quality control coach (2012-14) and then spent two years as the defensive backs coach (2015-16).
- From 2008 to 2011, he was employed by the Chicago Bears as a pro scout.
- The Upper Marlboro, Md., native was a three-year starter and team captain as a corner and safety at the University of Maryland. He entered the NFL in 2004 as a rookie free agent with Washington.

BEN BLOOM
OUTSIDE LINEBACKERS

Click For Complete Online Bio

- Bloom arrived in Tennessee in 2024 with 15 years of experience coaching in the NFL. He was hired after spending the previous four campaigns with the Cleveland Browns.
- In 2024, Bloom helped outside linebackers Harold Landry III (9.0 sacks) and Arden Key (6.5) rank first and second in sacks on the team, respectively, and combine for 15.5 sacks. Key's total tied a career high. Landry was one of three NFL players in 2024 that recorded at least 70 tackles and 15 tackles for loss (Andrew Van Ginkel and Brian Burns).
- During his most recent stint with the Browns, Bloom served as senior defensive assistant in 2020, run game coordinator in 2021 and 2022, and defensive line coach in 2023. He broke into the NFL with the Browns from 2009 to 2010 and then worked nine seasons on the Dallas Cowboys staff (2011-19) before heading back to Cleveland.
- In 2023, Bloom worked with Browns defensive end Myles Garrett, who was named the AP Defensive Player of the Year after leading the Browns and tying for seventh in the NFL with 14 sacks. As a unit, the Browns led the NFL in total defense (270.2 opponent yards per game), passing defense (164.7) and third-down defense (29.1 percent).
- Bloom was the linebackers coach for the Cowboys in his final two seasons with the organization (2018-19) and was instrumental in Leighton Vander Esch and Jaylon Smith earning Pro Bowl honors.
- Prior to entering the NFL, Bloom spent four years in the college coaching ranks, lastly as the assistant defensive line coach at Harvard University in 2008. That followed three years (2005-07) as defensive line/graduate assistant at Tufts University, where he earned a bachelor's degree in history in 2005 and master's in education in 2008.
- A native of Wellesley, Mass., Bloom was a three-year letter winner on the Tufts offensive line.

FRANK BUSH
LINEBACKERS

Click For Complete Online Bio

- Bush rejoined the Titans as linebackers coach in 2024, beginning his third coaching stint with the franchise that also drafted him as a player in 1985. Prior to 2024, he spent 39 total NFL seasons as a player (1985-86), scout (1987-91) and coach (1992-present).
- In 2024, Bush helped newcomer Kenneth Murray Jr. lead the defense with 95 total tackles. Bush's group was forced to overcome a significant number of games missed due to injuries to Murray (three games), Jack Gibbens (seven), Otis Reese IV (four) and Chance Campbell (17) while also absorbing the midseason trade of starter Ernest Jones IV.
- From 2021 to 2023, Bush coached the Atlanta Falcons linebackers. In his final season there, his platoon was part of an overall unit that ranked eighth in passing defense (202.9 opponent yards per game), third in third-down efficiency (33.8 percent) and fourth in red-zone efficiency (45.3 touchdown percent).
- Prior to joining Atlanta's staff, Bush spent two seasons (2019-20) with the New York Jets as assistant head coach defense/linebackers coach and was promoted to defensive coordinator for the final four games of the 2020 season.
- Prior to joining the Jets, Bush served two seasons with the Dolphins as the team's assistant head coach/linebackers coach (2017-18).
- Returning to the Oilers/Titans organization in 2011, Bush spent two seasons in Tennessee (2011-12) and helped a trio of young linebackers—Akeem Ayers, Colin McCarthy and Zach Brown—earn starting roles.
- Bush also coached for the St. Louis/Los Angeles Rams (2013-16), Arizona Cardinals (2004-06) and Denver Broncos (1995-03). In his time with Denver, Bush earned two Super Bowl rings (XXXII and XXXIII).
- The Athens, Ga., native was a three-year starter at North Carolina State and was selected in the fifth round by the Oilers in the 1985 NFL Draft. A starter at linebacker as a rookie, Bush earned All-Rookie honors before an injury in his second season and subsequent diagnosis of a narrow spinal canal forced an early end to his playing career.
- Following his on-field career with the Oilers, he joined the team as a college scout for five seasons (1987-91) before transitioning to the coaching staff, initially as the team's linebackers coach (1992) and then as the defensive quality control/linebackers coach (1993-94).

BO HARDEGREE
QUARTERBACKS

Click For Complete Online Bio

- Hardegree was hired by the Titans in 2024 after spending two campaigns (2022-23) with the Las Vegas Raiders.
- In 2024, Hardegree aided the development of second-year quarterback Will Levis, while veteran Mason Rudolph started five games, his highest total in a season since 2019.
- A Jackson, Tenn., native and University of Tennessee product, Hardegree arrived at the Titans with 16 total years of coaching experience and 10 seasons coaching in the NFL.
- Hardegree joined the Raiders as quarterbacks coach in 2022 and was promoted to interim offensive coordinator for the final nine games of 2023. Under Hardegree's tutelage as an offensive coordinator, fourth-round rookie Aidan O'Connell passed for 1,905 yards and 11 touchdowns while posting the third-best passer rating (83.9) among all qualifying 2023 rookies.
- With the Patriots in 2021, Hardegree played a key role in the development of Patriots first-round pick Mac Jones, who led all rookie quarterbacks with 3,801 passing yards and 22 touchdowns.

- Prior to joining the Patriots, Hardegree logged two years with the New York Jets (2019-20) and three seasons as quarterbacks coach of the Miami Dolphins (2016-18).
- After beginning his coaching career at Duke (2008-10), he was on the staff at Louisiana State (2011-13) before his initial NFL stints with the Denver Broncos (2014) and Chicago Bears (2015).
- At the University of Tennessee, Hardegree played quarterback and was a member of SEC Eastern Division championship teams in 2004 and 2007.

STEVE JACKSON
SECONDARY/SAFETIES

Click For Complete Online Bio

- Jackson returned to the Titans in 2024 as secondary/safeties coach after previously serving on the staff as assistant secondary coach in 2016 and 2017.
- A former Houston Oilers draft pick, Jackson played nine seasons in the NFL—all with the Oilers/Titans from 1991 to 1999.
- In 2024, Jackson helped the Titans finish second in passing defense (177.3) and seventh in opponent passing yards per attempt (6.80). The unit was forced to overcome significant time missed due to injuries to the starting secondary of safety Quandre Diggs (nine games missed), safety Amani Hooker (three), cornerback L'Jarius Sneed (12) and cornerback Chidobe Awuzie (nine).
- Prior to rejoining the Tennessee coaching staff, Jackson spent two seasons with the Atlanta Falcons (2022-23). He began his tenure in Atlanta as a senior offensive assistant and transitioned to coaching the secondary in 2023. He was part of a staff in 2023 that helped the Falcons place eighth in passing defense (202.9 opponent yards per game), third in third-down efficiency (33.8 percent) and fourth in red-zone efficiency (45.3 touchdown percent). Safety Jessie Bates III was selected to the Pro Bowl and earned second-team AP All-Pro honors.
- Jackson served as the secondary/cornerbacks coach for the Cincinnati Bengals in 2020 and 2021.
- His coaching stops also include time with the Buffalo Bills (2001-03), Washington Commanders (2004-11), Detroit Lions (2013) and New York Jets (2018-19).
- Jackson recorded 14 interceptions and nine sacks in his NFL career. In his final season, he helped the Titans make an appearance in Super Bowl XXXIV.
- The Houston, Texas, native was a four-year starter at Purdue University.

RANDY JORDAN
RUNNING BACKS

Click For Complete Online Bio

- Randy Jordan arrived in Tennessee in 2024 with 21 total years of coaching experience in addition to a nine-year NFL playing career as a running back.
- Under Jordan's direction in 2024, running back Tony Pollard ranked third in the AFC and tied for 12th in the NFL with a career-best 1,079 rushing yards on a career-high 260 carries. Both numbers led the team, as did his five rushing touchdowns. With an additional 238 yards on 41 receptions, he produced a team-high 1,317 scrimmage yards—the second-best total of his career.
- Prior to joining the Titans, Jordan spent 10 seasons (2014-23) as the running backs coach for the Washington Commanders and added the title of senior offensive assistant in 2023.
- The Commanders ranked seventh in the NFL in 2023 with an average of 4.43 rushing yards per attempt. Second-year running back Brian Robinson Jr. surpassed the 1,000-yard scrimmage mark (1,101) for the first time in his career and also led the club with nine total touchdowns.
- Before joining Washington, Jordan spent two years (2012-13) as the running backs coach at his alma mater, the University of North Carolina. Giovani Bernard produced one of the best seasons in UNC history in 2012, averaging 122.8 rushing yards per game to lead the ACC.
- Jordan coached running backs at Texas A&M for four seasons from 2008 to 2011.
- His first collegiate coaching position was at the University of Nebraska, where he served as the running backs coach for the Cornhuskers under head coach Bill Callahan from 2004 to 2007.
- Jordan began his coaching career with the Oakland Raiders as a special teams assistant midway through the 2003 season.
- As a running back in the NFL, Jordan appeared in 122 career games with the Raiders (1993, 1998-02) and Jacksonville Jaguars (1995-97), accumulating 152 rushing attempts for 574 yards and seven touchdowns, as well as 58 receptions for 596 yards and two scores.
- A native of Manson, N.C., Jordan attended the University of North Carolina under head coach Mack Brown from 1989 to 1992.

TONY ODEN
DEFENSIVE PASSING GAME COORDINATOR/ CORNERBACKS

Click For Complete Online Bio

- Oden arrived at the Titans in 2025 with nearly 30 seasons of coaching experience, specializing in NFL secondaries since 2006. He came to Tennessee after spending the previous four seasons (2021-24) with the New York Jets as the senior defensive assistant/cornerbacks coach.
- In 2024, Oden helped the Jets rank third in the NFL in total yards allowed (5,334) and fourth in passing yards allowed (2,961).
- In each season from 2022 to 2024, the Jets defense ranked in the top five league-wide in yards allowed, and Oden helped cornerback Sauce Gardner to consecutive first-team All-Pro selection in his first two seasons (2022-23).
- Prior to his time with the Jets, Oden served one season (2020) as secondary/cornerbacks coach with the San Francisco 49ers.
- His NFL coaching career began as a defensive assistant with the Texans in 2004 before rising to assistant secondary coach with New Orleans in 2006. He received his first positional coaching post as secondary coach with the Saints in 2011. He also served on the staff with the Jaguars (2012), Buccaneers (2013), Lions (2014-17), Dolphins (2018-19) and 49ers (2020).
- During his time in the NFL, Oden has coached several Pro Bowl defensive backs including Gardner (Jets), cornerbacks Xavien Howard (Dolphins) and Darelle Revis (Buccaneers) and safety Roman Harper (Saints). Oden helped guide the 2009 Saints to the league's fourth-best passing defense and a victory in Super Bowl XLIV.
- He started his coaching career in 1997 as an assistant defensive backs coach at Millersville University before making stops at Boston College (1997), Army (1998-99), East Carolina (2000-02) and Eastern Michigan (2003).
- The Cleveland, Ohio, native played at Baldwin-Wallace College from 1992-95 and was a Division III All-American linebacker in 1994.

TRACY ROCKER
DEFENSIVE LINE

Click For Complete Online Bio

- Rocker returned to the Titans in 2024 with 32 previous years of coaching experience, including six in the NFL and three with the Titans. He coached the Titans defensive line from 2011 to 2013.
- In 2024, defensive tackle Jeffery Simmons was named to the Pro Bowl after tallying five sacks and a career-high 76 tackles. Meanwhile, Rocker helped develop second-round nose tackle T'Vondre Sweat. Sweat appeared in all 17 games with 16 starts and earned All-Rookie honors from Pro Football Focus and Pro Football Writers of America.
- Prior to rejoining the Titans, Rocker spent three seasons as the defensive line coach for the Philadelphia Eagles (2021-23). In that period, the Eagles tied for third in the NFL with 142 total sacks and earned three consecutive postseason berths.
- In 2023, Rocker was part of an Eagles playoff team that ranked 10th in the league in rushing defense (103.4 opponent yards per game), while

TITANS 2025 ASSISTANT COACHES

defensive end Josh Sweat registered his third consecutive season with at least 6.5 sacks. Meanwhile, defensive tackle Fletcher Cox started 15 games and notched five sacks in his 12th NFL season.

- In 2022, Rocker was a member of an Eagles coaching staff that guided the team to an NFC title and an appearance in Super Bowl LVII. The Eagles fielded the league's second-ranked total defense (301.5 yards per game) and registered the third-most sacks (70, tied) in NFL history.
- Prior to joining the Eagles' coaching staff, he served on the staffs at South Carolina (2020), the University of Tennessee (2017-19) and Georgia (2014-16).
- In 2012, during his first stint with the Titans, the defense produced the 10th-most sacks (39) in the league, while defensive end Derrick Morgan enjoyed a breakout year. The prior campaign, Rocker led a young group that included Karl Klug, who ranked first among rookie defensive tackles with seven sacks, as well as rookie Jurrell Casey.
- Returning to his alma mater, Rocker coached the defensive line at Auburn for two years (2009-10) following stints at Mississippi (2008) Arkansas (2003-07), Cincinnati (2002), Troy State (1997-01) and West Alabama.
- The Atlanta, Ga., native and former Auburn defensive tackle was inducted into the College Football Hall of Fame in 2004. A two-time All-American, he was honored with the Lombardi Award (nation's top college football player) and Outland Trophy (nation's top interior lineman) in 1988, becoming the first player in SEC history to earn both accolades.
- He was selected by Washington in the third round (66th overall) of the 1989 NFL Draft and played two seasons before sustaining a knee injury. He concluded his professional career with the Orlando Thunder of the World Football League in 1991.

TRAVIS SMITH
DEFENSIVE RUN GAME COORDINATOR

Click For Complete Online Bio

- Smith joined the Titans in 2025 as defensive run game coordinator after three seasons with the Chicago Bears as defensive line coach.
- In 2024, Smith's 14th NFL season, he coached a front line that helped Chicago rank in the top 10 in turnover margin at plus-eight.
- In 2023, the Bears finished first in rushing yards allowed per game (86.4) and total rushing yards allowed (1,468). Despite being acquired via trade in Week 9, defensive lineman Montez Sweat led the team in sacks (six) and was selected to the Pro Bowl.
- Prior to his time in Chicago, Smith spent a decade rising up the defensive coaching ranks with the Oakland/Las Vegas Raiders. After starting as a defensive assistant with the team in 2012, he spent four total seasons as a defensive quality control coach (2015-16, 2018-19) and led the outside linebackers in 2017 before assisting with the defensive line from 2020-21.
- While with the Raiders, Smith helped guide outside linebacker Khalil Mack and defensive end Maxx Crosby from rookies in 2014 and 2019, respectively, to All-Pro performers. Smith worked extensively with the linebackers and helped tutor Mack through a four-year Raiders stint that included 68 tackles for loss and Defensive Player of the Year honors in 2016. Crosby was drafted in 2019 and was selected to his first of four straight Pro Bowls in 2021, Smith's final season with the team as assistant defensive line coach.
- Smith spent 2011 as an offensive technical intern at the University of Colorado after a year as tight ends and defensive line assistant coach at Santa Monica (Calif.) Junior College.
- He is a native of Walnut Creek, Calif., and played linebacker and fullback collegiately from 2004 to 2009 at Cal Poly, where he also served as an undergraduate assistant coach.

LUKE STOCKER
TIGHT ENDS

Click For Complete Online Bio

- Stocker joined the coaching staff in 2023 following 11 years in the NFL as a player.
- He initially joined the Titans staff as an intern during the 2023 offseason and then earned a full-time role as offensive assistant. In 2024, he was promoted to assistant tight ends coach before taking over the room in 2025.
- During the 2024 season, he helped coach a group of tight ends that included Chig Okonkwo, Josh Whyle and Nick Vannett. Okonkwo ranked second on the team and led the Titans tight ends with 52 receptions. His 479 receiving yards ranked third on the team and led the team's tight ends, and he had two touchdown receptions.
- With Stocker working with the Titans tight ends in 2023, Okonkwo finished second on the team in receptions (54) and receiving yards (528), which were career highs.
- As a player, Stocker was signed by the Titans as a free agent during the 2017 campaign and stayed with the club through 2018, head coach Mike Vrabel's first season in Tennessee. He also returned for training camp in 2021. In 19 games with the Titans (13 starts), he totaled 16 receptions for 177 yards and two touchdowns, while serving in a key role as a blocker in the running game.
- A fourth-round pick by the Tampa Bay Buccaneers in the 2011 NFL Draft, Stocker spent six-plus seasons with the Buccaneers until joining the Titans. He later appeared in games for the Atlanta Falcons (2019-20) and Minnesota Vikings (2021). In 142 career games, he registered 91 starts and 85 receptions for 705 yards and five touchdowns. He also participated in two playoff games with the Titans in 2017.
- The Berea, Ky., native attended the University of Tennessee (2007-10), where he tied a then-school record with 52 career games played, totaling 85 receptions for 956 yards and eight touchdowns.

TYKE TOLBERT
WIDE RECEIVERS

Click For Complete Online Bio

- Tolbert joined the Titans in 2024 with 30 prior years of coaching experience, including 21 seasons in the NFL.
- He has coached wide receivers with the Arizona Cardinals (2003), Buffalo Bills (2004-09), Carolina Panthers (2010), Denver Broncos (2011-17), New York Giants (2018-21) and Chicago Bears (2022-23).
- In 2024, Titans wide receiver Calvin Ridley's 15.9-yard receiving average ranked fifth in the NFL among qualifiers. Only Ridley and Philadelphia's A.J. Brown accumulated at least 60 receptions (64) and 1,000 receiving yards (1,017) while averaging at least 15.0 yards per catch. Also, Nick Westbrook-Ikhine established a career high and ranked second on the Titans with 497 receiving yards on 32 catches (15.5 avg.), and his team-best nine touchdown receptions also gave him the best finish of his career and tied for the ninth-highest total in the NFL.
- Prior to his time in Tennessee, Tolbert coached eight different wide receivers to 16 total 1,000-yard seasons: Anquan Boldin (2003), Eric Moulds (2004), Lee Evans (2006, 2008), Demaryius Thomas (2012-16), Eric Decker (2012-13), Emmanuel Sanders (2014-16), Odell Beckham Jr. (2018) and DJ Moore (2023). The grouping of Boldin (2003), Thomas (2012-16) and Sanders (2014, 2016) combined for eight Pro Bowls under Tolbert's direction.
- Tolbert's two years as wide receivers coach in Chicago also included the title of pass game coordinator. Most recently in 2023, he helped Moore tie for second in the NFL in receptions of at least 25 yards (16). Moore, in his first season in Chicago, also ranked sixth in receiving yards (1,364).
- Tolbert's first professional coaching experience was with the NFL's Bill Walsh Minority Internship Program. He first interned with the Lions during training camp in 1997 before interning again in 2001 with the Cardinals.

- Before establishing himself in the NFL, Tolbert began his coaching career as a graduate assistant at Louisiana State (1994) before moving on to Northeast Louisiana (1994, 1995-97), Ohio University (1995), Auburn (1998), Louisiana-Lafayette (1999-01) and Florida (2002).
- The Conroe, Texas, native was a wide receiver and three-year letterman at Louisiana State University (1986-90).

DYLAN AUTENRIETH
DEFENSIVE QUALITY CONTROL



Click For Complete Online Bio

- Dylan Autenrieth is in his first season with the Titans and his first season in the NFL in 2025.
- Prior to joining the Titans, he spent three seasons at Vanderbilt University, serving most recently as the team's assistant offensive line coach after originally joining the staff as a graduate assistant in 2022.
- In 2024, Autenrieth helped the Commodores to their first winning season and bowl victory in over a decade as the offensive line protected for quarterback Diego Pavia, who set school single-season records for rushing yards by a quarterback (801) and fewest interceptions (four).
- Prior to his time in Vanderbilt, Autenrieth spent one season as a graduate assistant at Colorado State, working primarily with the offensive line and tight ends. While with the Rams, he helped develop Mackey Award finalist and future Pro Bowl tight end Trey McBride. He began his coaching career as an offensive analyst at his alma mater, North Carolina State, in 2020.
- Autenrieth played collegiately at NC State from 2016 to 2019, appearing in 27 games at tight end for the Wolfpack. He is a native of Dallas, Ga.

TREVOR BROWDER
OFFENSIVE ASSISTANT

Click For Complete Online Bio

- Browder was hired into a full-time role prior to the 2024 regular season. He spent the 2024 offseason with the Titans as a Bill Walsh Diversity Fellow.
- In 2024, Browder worked primarily with the wide receivers and helped guide newly-acquired receiver Calvin Ridley to 1,017 receiving yards in his first campaign with the Titans. Nick Westbrook-Ikhine also recorded a team-high and career-best nine touchdown receptions in 2024.
- Prior to joining the Titans, Browder spent two seasons (2023-24) at University of Alabama Birmingham, starting as an offensive analyst before being promoted to a senior position.
- Browder worked as an offensive assistant as a graduate at Ball State (2021) and while he was a student at Marian University (2020).
- He began his coaching career at the high school level. He was the wide receivers and defensive backs coach at his high school alma mater, Cardinal Ritter in Indianapolis, Ind., in 2019 before transitioning to defensive coordinator and outside linebackers in 2020. His first high school coaching post came with wide receivers at Danville (Ill.) High School (2017-18).
- The Avon, Ind., native played wide receiver at Marian University.

KYLAN BUTLER
OFFENSIVE ASSISTANT

Click For Complete Online Bio

- Butler initially joined the Titans for the 2021 season as part of the NFL Bill Walsh Diversity Coaching Fellowship and earned a full-time role in 2022. He previously spent seven years coaching at the collegiate level.
- Before arriving in Tennessee, he spent two seasons coaching wide receivers at Morehead State University. He also served as co-special teams coordinator in 2019 and was promoted to associate head coach for 2020-21. After the fall 2020 season was postponed due to the COVID-19 pandemic, Butler helped coach the team in its games during the spring of 2021.
- He spent two years at Glenville (W.Va.) State College, first as running backs coach in 2017 and then as offensive coordinator/wide receivers coach in 2018.
- Butler began his coaching career in 2014 at his alma mater, the University of Arizona, and spent three total seasons as an offensive graduate assistant.
- A native of Antioch, Calif., he appeared in 35 career games as a running back and on special teams for the Arizona Wildcats.

STEVE DONATELL
DEFENSIVE ASSISTANT

Click For Complete Online Bio

- Donatell arrived in Tennessee in 2024 with two prior seasons coaching in the NFL.
- He spent the 2023 campaign with the Miami Dolphins as a defensive assistant. He was part of a Miami Dolphins staff that helped the Dolphins finish the season with a No. 10 overall defensive ranking (318.3 opponent yards per game) and a ranking of seventh against the run (97.1). The Dolphins' 56 sacks amounted to the third-highest mark in the league.
- Donatell began his NFL coaching career as a defensive quality control assistant with the Minnesota Vikings in 2022. The Vikings tied for eighth in the NFL in takeaways (25) and tied for 10th in interceptions (15).
- Prior to Minnesota, Donatell was in the college coaching ranks for four years, most recently as a defensive quality control analyst at Stanford University for three seasons (2019-21) under head coach David Shaw.
- Donatell's first coaching job was in 2018 at the University of Tennessee at Chattanooga, where he coached outside linebackers.
- A native of Lone Tree, Colo., Donatell began his collegiate playing career at Wake Forest playing linebacker and tight end. In 2016, he was a graduate transfer tight end at Western Kentucky University.
- His father, Ed Donatell, is a longtime defensive coordinator who began coaching in the NFL in 1990. Steve's brother, Tom, is the defensive backs coach for the Washington Commanders.

SCOTT FUCHS
ASSISTANT OFFENSIVE LINE

Click For Complete Online Bio

- Fuchs (pronunciation rhymes with "books") was hired by Tennessee in 2024 as assistant offensive line coach after spending 30 seasons coaching at the collegiate level.
- During his eight seasons prior to jumping to the NFL level, his teams went to a total of six bowl games: 2016 and 2017 at Wyoming; 2019 and 2020 at Buffalo; and 2022 and 2023 at Kansas.
- Fuchs arrived in Tennessee after serving on the University of Kansas coaching staff from 2021 to 2023. During his time with the Jayhawks, his pupils earned a total of seven All-Big 12 selections.
- In 2023, Kansas finished 8-4 to secure a winning record for the first time since 2008. The Jayhawks garnered a second consecutive bowl berth (Guaranteed Rate Bowl) for only the second time in program history.
- In 2022, Fuchs assisted as the Jayhawks qualified for a bowl game (AutoZone Liberty Bowl) for the first time since 2008 and reached the

TITANS 2025 ASSISTANT COACHES

Associated Press Top 25 for the first time since 2009.

- Prior to joining the Jayhawks staff, Fuchs spent two years (2019-20) at Buffalo. His stops also included time at Wyoming (2014-18), North Dakota State (2009-13, 1994-96), Southern Illinois (2008), Grand Valley State (2007), Nebraska Omaha (2003-06), Minnesota Crookston (2000-02), Wisconsin-Eau Claire (1999) and Valley City State (1997-98).
- A native of Minot, N.D., he was a student athlete at North Dakota State and was named to the 1993 Kodak/American Football Coaches Association first-team All-America squad as a senior offensive guard.

MATT JONES
OFFENSIVE ASSISTANT

Click For Complete Online Bio

- Jones joined the Titans in 2023 as an offensive line assistant before taking the title of offensive assistant in 2024.
- Prior to arriving at the Titans, he spent four seasons (2019-22) at the University of Tennessee-Martin as the team's run game coordinator and tight end/offensive tackle coach.
- He helped the UT-Martin Skyhawks to back-to-back Ohio Valley Conference titles in 2021 and 2022.
- Prior to joining UT-Martin, Jones had stops as an offensive line coach at Texas Southern (2017-18), Jackson State (2016), Tulane (2014-15), Villanova (tight ends, 2013), Avila University (2011-12) and the University of Saint Francis (Illinois) (2009-10).
- A native of Chicago, Ill., Jones attended Eastern Illinois University.

LORI LOCUST
DEFENSIVE ASSISTANT

Click For Complete Online Bio

- Locust joined the Titans in 2023 as defensive quality control coach. She worked extensively with the outside linebackers during her first two seasons. In 2025, she was promoted to defensive assistant.
- Locust arrived in Tennessee after four seasons (2019-22) as the assistant defensive line coach for the Tampa Bay Buccaneers.
- During her four-year tenure in Tampa Bay, the Buccaneers led the NFL in rushing defense, allowing only 92.3 yards per game. Additionally, the team ranked fifth in sacks (187), third in tackles for loss (348), first in quarterback hits (452) and fifth in takeaways (102). Nose tackle Vita Vea earned his first Pro Bowl selection (2021), while totaling 15 sacks between 2019 and 2022, a total that led all nose tackles. Locust joined fellow Buccaneers assistant Maral Javadifar in becoming the first women on an NFL coaching staff to win a Super Bowl (LV).
- Prior to joining Tampa Bay, Locust served as the assistant defensive line coach for the Birmingham Iron of the Alliance of American Football and served as a coaching intern with the Baltimore Ravens during their 2018 training camp.
- Locust also spent time coaching with the Lehigh Valley Steelhawks (National Arena League), Central Penn Capitals (NAL), the York Capitals (American Indoor Football), the Central Penn Piranha (semi-professional) and her high school alma mater, Susquehanna Township (Harrisburg, Pa.) High School.
- She attended Temple University and also played football (2004-08) for the Central Penn Vipers in the Independent Women's Football League.

PAYTON McCOLLUM
ASSISTANT QUARTERBACKS

Click For Complete Online Bio

- McCollum arrived in Tennessee in 2024 with nine previous seasons in coaching and two prior campaigns coaching in the NFL.
- He was hired by Tennessee after one season as a defensive assistant with the Indianapolis Colts. He helped coach a defensive unit in Indianapolis that ranked fifth in the NFL with 51 total sacks and posted the league's 11th-best third-down percentage (37.1).
- In 2022, McCollum served as an offensive analyst with Eastern Michigan. The Eagles finished with a 9-4 record, which was the school's second-best win total in the 131-year history of the program. EMU also won its first bowl game since 1987.
- Prior to EMU, McCollum was the quarterbacks coach at the University of Washington for two seasons (2020-21). In 2020, the Huskies won the PAC-12 North.
- His coaching stops also include time at North Carolina Central University (2019), North Carolina (2018), the Detroit Lions (2016-17) and Campbell University (2015).
- He was a three-year letterman at Catawba College.

KEVIN PEREZ
COACHES ASSISTANT

Click For Complete Online Bio

- Perez begins his NFL coaching career in 2025 after four seasons as a football operations/equipment assistant with the Jacksonville Jaguars. He also spent the summer of 2020 with the Jaguars as an intern for the team's equipment manager.
- Perez's coaching career started at the high school level as an assistant coach with Episcopal School of Jacksonville's baseball team from 2022-23.
- As a student at Clemson, he served four seasons as a student manager with the Tigers' baseball team from 2017-20. While with Clemson, Perez led a team of four managers to ensure the smooth operational and logistical flow of the team.
- Perez graduated from Clemson in 2020 before obtaining a master's degree from the University of Florida in 2024.
- He is a native of Roswell, Ga.

RAYNA STEWART
SPECIAL TEAMS ASSISTANT

Click For Complete Online Bio

- Stewart returned to Tennessee in 2025 after three seasons as the special teams assistant with the Cowboys.
- He worked with Titans special teams coordinator John Fassel while the two were in Dallas. During Stewart's time with the Cowboys, their field goal unit connected on 90 percent of its attempts, the fourth-best mark in the NFL during that stretch. The team also ranked third in the NFL in average kickoff return yardage (27.2) from 2022-24. Kicker Brandon Aubrey and returner KaVontae Turpin were both multiple-time Pro Bowl selections during Stewart's time as assistant.
- Stewart joined Dallas after three years in Green Bay, serving in a similar capacity with their special teams. After initially joining as the special teams quality control coach in 2019, he was promoted to assistant special teams coach in 2021. The team reached the NFC Championship game in 2019 and 2020.
- Stewart spent four seasons (2015-18) at Vanderbilt University, serving as director of player development from 2015-17 and then as special teams quality control coach in 2018.

- He spent years in the Middle Tennessee high school coaching ranks, serving as head coach at Whites Creek High School and an assistant coach at Battle Ground Academy and Centennial High School. He also led the program at Hope Academy in Chicago, Ill.
- His first NFL coaching job came with the Titans in 2009, spending two seasons as a defensive quality control coach. He also spent two years with Northwestern (2007-08) after beginning his coaching career as an intern with the Colts during training camp in 2004.
- Stewart was drafted by the Houston Oilers in the fifth round (143rd overall) of the 1996 NFL Draft and totaled five NFL seasons with the Oilers, Dolphins and Jaguars.
- The Oklahoma City, Okla., native played collegiately at Northern Arizona University, where he was a two-time All-American cornerback.

ZAC WOODFIN
DIRECTOR OF SPORTS PERFORMANCE

Click For Complete Online Bio

- Woodfin was hired by the Titans as director of sports performance in 2024. He arrived in Tennessee with 18 years of experience in the strength and conditioning field.
- Woodfin served two years for the United States Football League and United Football League (2022-23) as the director of player performance and wellness, overseeing the league's athletic performance training staff.
- Prior to his time with the USFL/UFL, Woodfin was the director of athletic performance at the University of Missouri (2020-21), the University of Kansas (2017-19) and the University of Southern Mississippi (2015-16).
- Near the end of his time at Southern Miss, Woodfin was named interim director of athletics while the university conducted a search for its permanent director.
- In 2014, Woodfin served as the head strength and conditioning coach at his alma mater, the University of Alabama at Birmingham, where he won FootballScoop's Strength and Conditioning Coach of the Year award.
- From 2011 to 2013, he received his first NFL coaching experience as an assistant strength and conditioning coach with the Green Bay Packers.
- A native of Prattville, Ala., Woodfin played linebacker at UAB and became the football program's all-time leading tackler (372 career tackles). He entered the NFL in 2005 as a rookie free agent with the Packers and also spent time with the New Orleans Saints (2005), Baltimore Ravens (2005-06) and Houston Texans (2007). He also played in NFL Europe for the Frankfurt Galaxy (2007). Woodfin started at linebacker for the Galaxy and helped lead the team to the 2007 World Bowl.
- In 2006, he got his start in the strength and conditioning field as an intern at UAB and then worked as a volunteer at the University of Alabama (2007) before becoming a performance specialist for three years at Athletes' Performance (2007-10), based in Los Angeles.
- Woodfin graduated from UAB in 2007 with a bachelor's degree in exercise science and a concentration in fitness leadership. He is certified by the NSCA and USAW.

BRIAN BELL
ASSISTANT DIRECTOR OF SPORTS PERFORMANCE

Click For Complete Online Bio

- Bell joined the Titans in 2018 after spending three seasons with the Houston Texans as assistant strength and conditioning coach.
- After originally joining the Titans as a strength and conditioning assistant, he was named sports performance coordinator in 2022 and then promoted to his current title of assistant director of sports performance in 2023.
- He was a member of back-to-back AFC South Division Championships in his first two campaigns in Houston.
- Bell was an assistant strength and conditioning coach at Penn State from 2012-13 and the head football strength and conditioning coach at his high school alma mater, DeMatha Catholic, in Hyattsville, Md., from 2011-12.
- Bell was a tight end and fullback at Kent State from 2002-06. In 2007, Bell signed with the Washington Commanders as an undrafted free agent and served on the team's practice squad.

MARK LOVAT
ASSISTANT STRENGTH AND CONDITIONING

Click For Complete Online Bio

- Lovat (pronounced "luh-VOTT") was hired by Tennessee as assistant strength and conditioning coach in 2024 after 25 years with the Green Bay Packers.
- Lovat began with the Packers in 1999 as a strength and conditioning assistant, a title he held for a total of 16 seasons with the team. He was the club's strength and conditioning coordinator from 2010 to 2018.
- During his time with the Packers, he was a part of 17 playoff teams, 12 division titles and one Super Bowl championship (Super Bowl XLV). In 2011, Lovat was named the NFL Strength Coach of the Year by the Professional Football Strength and Conditioning Coaches Society. The same organization honored him with the Super Bowl Achievement Award in 2010.
- He was named the NFL Strength Coach of the Year for his work in 2011 by the Professional Football Strength and Conditioning Coaches Society, an award based on a vote of his peers in the field. In 2010, he was honored by the Professional Football Strength and Conditioning Coaches Society with the Super Bowl Achievement Award.
- A native of Pocatello, Idaho, Lovat earned a Division I baseball scholarship to Butler University in Indianapolis.
- He is the son of longtime NFL offensive line coach Tom Lovat.

JOHN SHAW
SPORTS PERFORMANCE - SPEED TRAINING

Click For Complete Online Bio

- Shaw was hired in 2024 to fill the newly created coaching role of assistant sports performance - speed training.
- Prior to joining the Titans, Shaw spent five years in college coaching. Before a brief stint as the director of speed development at the University of Washington (January 2024 to March 2024), he was the director of speed development for two seasons on the strength and conditioning staff at the University of Arizona (2022-23).
- He was an assistant strength and conditioning coach for a pair of seasons at the University of Missouri (2020-21) and one campaign at the University of Kansas (2019). At Mizzou, he also served as director of sport science and mental conditioning.

TITANS 2025 ASSISTANT COACHES

- The Mobile, Ala., native began his collegiate playing career as a defensive back at the University of Alabama at Birmingham (2001-04) before transferring to Belhaven University in Jackson, Miss., to finish his career (2005-06). He then took his first steps into coaching at Belhaven as a graduate assistant/cornerbacks coach and assistant strength and conditioning coach. For the next eight years, he coached athletes at the high school level in Alabama and Mississippi, including the final six years as a strength and conditioning coach and defensive backs coach for St. Paul's Episcopal (Mobile, Ala.) High School, where he was part of three AHSAA State Championships.
- Shaw earned his Bachelor of Science degree in exercise science from Belhaven University.

GRANT THORNE
ASSISTANT STRENGTH AND CONDITIONING

Click For Complete Online Bio

- Grant Thorne was hired by the Titans as assistant strength and conditioning coach in 2024 after spending 11 years with the Green Bay Packers.
- From 2015 through 2023, Thorne was a strength and conditioning assistant with the Packers after spending 2013 and 2014 as a strength and conditioning consultant with the team.
- Prior to working in Green Bay, Thorne served as a sports performance coach at Purdue University (2011-14). He also served as an instructor for clinical students while working toward his master's degree in health and kinesiology sport performance, focusing on sports-science technology and methodology.
- In 2011, Thorne gained his initial collegiate coaching experience at Stanford University, where he served as an assistant performance coach for the Cardinal football and rugby teams.
- Thorne served as a performance and monitoring assistant for the New York Jets in 2010.
- A college running back, wide receiver and kick returner, Thorne played two seasons at Long Beach City College (2004-05) before finishing at Nicholls State University (2006-07).
- He played wide receiver in the Arena Football League before joining the Rugby Union's Sedgley Park Tigers as a winger. In 2009, he participated in the USA Eagles National Rugby Team selection camp at the Olympic training center in Chula Vista, Calif.
- He also served as an assistant performance coach for Everton Football Club of the English Premier League before returning to the United States in 2009 to serve as a performance coach at Velocity Sports Performance in Manhattan Beach, Calif.
- He is a native of Tucson, Ariz.

KEY NUMBERS

2

Seasons remaining at the current Nissan Stadium, including 2025. The New Nissan Stadium is scheduled to open prior to the 2027 NFL season.

7

Field goals of 50-plus yards made by **Joey Slye** in his first season with the Titans. He is tied with **Stephen Gostkowski** (seven in 2020) for the most in a season in franchise history.

9

Draft picks by the Titans in 2025, all of whom made the 53-man roster to begin the regular season and have participated in at least six games.

9

NFL players, including Titans running back **Tony Pollard**, with 5,000 rushing yards and 1,500 receiving yards since the beginning of the 2019 season.

11

Rookies who have participated in each of the Titans' past three games.

14

Consecutive starts by **Cam Ward** to begin his rookie season. Only two other rookie quarterbacks—**Vince Young** (13) and **Marcus Mariota** (12)—have started as many as 10 total games for the organization.

19.9

League-leading punt return average by rookie **Chimere Dike**. He has 359 yards and a pair of touchdowns on 18 punt returns.

25

Sacks by the Titans defense from Week 7 to Week 15. The total is sixth in the NFL during that span.

42.7

Career net punting average by **Johnny Hekker**, who is sixth in NFL history.

56

Tackles for loss by **Jeffery Simmons** since the beginning of the 2021 season. It is the highest total among all NFL defensive tackles and nose tackles during that period.

113

Receptions by Titans rookies in 2025, which ranks second in the NFL behind Cleveland (138).

140

Total tackles by linebacker **Cedric Gray** in 2025. It is the third-highest tackle total in the NFL through 15 weeks.

265

Rushing yards by **Tony Pollard** from Week 14 to Week 15. It was the most in the NFL during the past two weeks and the most of his career over any two-game span.

2,084

Total all-purpose yardage in 2025 by Titans rookie **Chimere Dike**, who leads the NFL through Week 15. The total includes a league-high 1,413 kickoff return yards.

TITANS/OILERS ALL-TIME RECORD

	W	L	T
Regular Season:	**481**	**527**	**6**
Home	274	231	2
Road	207	296	4
As Titans (1999-present)	214	220	0
As Oilers (1960-1998)	267	307	6
Postseason:	**17**	**23**	**0**
Home	6	7	0
Road	11	15	0
Super Bowl (XXXIV)	0	1	0
As Titans (1999-present)	8	10	0
As Oilers (1960-1998)	9	13	0

All-time playoff appearances by the Oilers/Titans: 1960, 1961, 1962, 1967, 1969, 1978, 1979, 1980, 1987, 1988, 1989, 1990, 1991, 1992, 1993, 1999, 2000, 2002, 2003, 2007, 2008, 2017, 2019, 2020, 2021

All-time division titles by the Oilers/Titans: 1960, 1961, 1962, 1967, 1991, 1993, 2000, 2002, 2008, 2020, 2021

NISSAN STADIUM

In 2015, the Titans and Nissan North America announced the formation of an exclusive naming-rights partnership that rebranded Nashville's downtown stadium as Nissan Stadium.

Eight years later, on Nov. 17, 2023, the Titans and Nissan North America announced a new agreement: a 20-year, exclusive naming-rights partnership that brands the new Titans home venue as 'Nissan Stadium.'

Slated for completion in 2027, the new Nissan Stadium will host Titans home games, Tennessee State University football games, concerts, large-scale events and other community events.

"This partnership is a natural extension of our already longstanding friendship with Nissan," said Burke Nihill, Titans President and CEO. "Our mission at the Titans is to Win, Serve, and Entertain. We pride ourselves on collaborating with organizations who love this city and state as much as we do, and for the past 40 years, Nissan has invested more than $10.5 billion statewide, serving as a great example of an outstanding corporate steward and community advocate. We look forward to the continued positive impact of this relationship for the Titans organization and the City of Nashville."

"Since 2015 our fans and organization have called our home 'Nissan Stadium,' and we are proud to continue that tradition in the new stadium as we deepen and expand our relationship with them," said Titans Chief Revenue Officer Adam Nuse. "The new stadium will host the world's largest events, as well as serve as a community hub for our local neighbors. We're excited to have a partner like Nissan embark on this journey with us as we look towards the future."

The partnership will feature dedicated areas in the new stadium for brand experiences and displays, innovative technology integration, and involvement in Titans broadcast platforms. Nissan also will support a to-be-determined program in the Titans' ONE Community philanthropic platform, which reaches Nashville's most underrepresented and marginalized communities with a focus on three areas – Opportunity, Neighborhoods and Education.

"Nissan Stadium is a centerpiece of the Nashville skyline and has become a household name in Middle Tennessee. It is important for Nissan to keep our name on the new stadium," said Jérémie Papin, chairperson, Nissan Americas. "As more people come to Nashville both to visit and to live in this wonderful city, Nissan Stadium is true showcase for our brand and for the career opportunities we've offered here for more than four decades. This partnership sends a strong message about the bright future for Nissan, the Titans, Nashville and the State of Tennessee."

Nissan's ever-growing footprint in Tennessee includes vehicle and powertrain manufacturing facilities in Smyrna and Decherd respectively, along with its North American headquarters in Franklin. Nissan is home to more than 11,000 employees across all three locations.

"Nissan has been a strong partner to middle Tennessee for four decades, and I'm thrilled that the Titans have united with a partner that invests in our community and its people," said Nashville Mayor Freddie O'Connell. "The familiarity and trust they've established with the Titans in the last eight years will undoubtedly be a great asset as we plan for the

stadium's opening in 2027."

The new Nissan stadium will be built on the east side of the current stadium campus, along Nashville's East Bank. Features of the building include: a circular translucent roof; exterior porches with panoramic views of Nashville; improved sightlines for all spectators through a range of diverse seating experiences; and a 12,000 square foot community space available for use year-round. A waitlist for those interested in purchasing PSLs or suites is now open at NewNissanStadium.com.

Titans/Oilers all-time regular-season record by home venue:

Stadium	Seasons	W-L-T	Pct.
Jeppesen Stadium	1960-1964	25-11-0	.694
Rice Stadium	1965-1967	11-10-0	.524
Astrodome	1968-1996	113-103-2	.523
Liberty Bowl	1997	6-2-0	.750
Dudley Field (Vanderbilt Stadium)	1998	3-5-0	.375
Nissan Stadium	**1999-2025**	**116-100-0**	**.537**

NISSAN STADIUM RECORD WHEN ...

The Titans at Nissan Stadium (1999-present):

	Games	Record	Pct.
Regular Season	216	116-100	.537
Postseason	6	2-4	.333
Combined	**222**	**118-104**	**.532**

Record When ...	Reg. Season	Playoffs
September	23-21	
October	28-23	
November	27-24	
December	34-30	
January	4-2	2-4
Thursday	5-4	
Friday	0-1	
Saturday	2-2	2-2
Sunday	101-90	0-2
Monday	7-3	
Tuesday	1-0	
Against own division	45-42	0-1
Against AFC	84-76	2-4
Against NFC	32-24	
Overtime games	9-8	1-0
In primetime	14-12	
Temperature 80+	8-10	
Temperature <40	10-13	1-2
Titans score 20 points	96-39	2-0
Titans score 30 points	39-6	1-0
Titans allow <20 points	74-17	1-2
Titans allow <10 points	17-0	
Titans net 300 yards	86-54	1-3
Opponents net <300 yards	55-17	1-2
Titans commit 0 turnovers	39-16	
Titans force 2 turnovers	73-28	

TITANS QUARTERBACKS

No.	Name	Ht	Wt	Exp	College
10	Allen, Brandon	6-2	209	9	Arkansas
8	Levis, Will (IR)	6-4	229	3	Kentucky
1	Ward, Cam	6-2	219	R	Miami (Fla.)

#1 • QB CAM WARD

6-2, 219, Rookie, Miami (Fla.)
Click for complete bio

Quarterback **Cam Ward** was selected by the Titans with the first overall pick in the 2025 NFL Draft. He became the first No. 1 overall pick for the franchise since running back **Earl Campbell** in 1978.

In five college seasons, Ward played for three different schools: Incarnate Word (2020-21), Washington State (2022-23) and Miami (2024). In 57 career games—all starts—he completed 1,516 of 2,330 passes for 18,184 yards, and his 158 touchdown passes set an NCAA Division I (FBS/FCS) record. He also totaled 399 rushes for 473 yards and 20 touchdowns.

During his graduate campaign at Miami, he started all 13 games and led the Hurricanes to a 10-3 record, giving them their first 10-win season since 2017. He earned first-team Associated Press All-America honors and was a Heisman finalist after establishing Miami's single-season records for passing yards (4,313), touchdowns (39) and completion percentage (67.2 percent, 305-for-454), while throwing only seven interceptions. He received the 2024 Davey O'Brien Award, recognizing the nation's top quarterback, and was named ACC Player of the Year, ACC Offensive Player of the Year and first-team All-ACC.

At Washington State in 2023, Ward started all 12 games and completed 324 of 486 passes for 3,732 yards and 25 touchdowns with seven interceptions. He also accounted for eight rushing touchdowns. At the conclusion of the season, he received All-Pac-12 Conference honorable mention for the second consecutive season.

Ward arrived at Washington State as a junior in 2022. He started all 13 games in his first season with the Cougars and completed 320 of 497 passes for 3,231 yards and 23 touchdowns with nine interceptions. He added five rushing touchdowns.

In 2021, Ward was a sophomore at Incarnate Word, where he was named Southland Conference Offensive Player of the Year, FCS All-American second team and a Walter Payton Award Finalist after leading UIW to Southland Conference Championship, a 10-3 record and into the second round of the FCS playoffs. His statistics included 384 completions on 590 attempts for 4,648 yards, 47 touchdowns and 10 interceptions. He set program records for single game passing yards (610), single-game passing touchdowns (seven), career passing touchdowns (71) and career passing yards (6,908).

As a freshman in 2020, Ward started in all six games at Incarnate Word during the spring season (2021) that resulted from the COVID-19 outbreak. He completed 183 of 303 passes for 2,260 yards and 24 touchdowns and was named the Jerry Rice Award winner, given to the top FCS freshman.

Ward is a native of West Columbia, Texas.

2025 Game Notes:

➢ **At Denver (9/7),** completed 12 of 28 passes for 112 yards in his NFL debut. Joined Marcus Mariota (2015) as the only rookie quarterbacks in franchise history to start a season opener. Became the 13th rookie starting quarterback in franchise history and the first since Will Levis in 2023. Became the 20th quarterback in the common draft era (since 1967) to be selected with the first pick in the NFL Draft and start in Week 1 of his rookie season. On his first NFL pass attempt in the first quarter, converted a third-and-10 with a short pass to Tony Pollard that went 29 yards. It led to a Titans field goal to cap their first drive.

➢ **Against the L.A. Rams (9/14),** completed 19 of 33 passes for 175 yards and one touchdown (82.3 passer rating), and he added four rushing attempts for eight yards. In the first half, his statistics included 10 completions, 17 attempts, 123 yards, one touchdown, no interceptions and a 100.9 passer rating. He also rushed for two first downs in the first half. In the first quarter, he delivered a 26-yard pass to Calvin Ridley, and he added a 21-yarder to Ridley in the second quarter. Rushed for three yards and a first down on fourth-and-one in the second quarter. With a nine-yard toss across the field to Elic Ayomanor late in the second quarter, he completed his first career touchdown pass.

➢ **Against Indianapolis (9/21),** completed 23 of 38 passes for 219 yards with one touchdown and one interception, and added three rushing attempts for 12 yards. In the first quarter, he found Chig Okonkwo for a 22-yard completion and Calvin Ridley on a 27-yarder. In the third quarter, he led a 13-play, 73-yard touchdown drive, during which he completed five passes for 32 yards on six attempts. On a 16-play, 77-yard touchdown drive, he threw an eight-yard touchdown pass to Elic Ayomanor on fourth-and-goal in the fourth quarter. On the drive, Ward completed eight-of-11 passes for 80 yards.

➢ **At Houston (9/28),** while joining Marcus Mariota (2015) as the only rookie quarterbacks in franchise history to start the first four games of a season, completed 10-of-26 passes for 108 yards with one interception. He added 22 yards and a first down on two rushing attempts. In the first quarter, he found Elic Ayomanor for a 33-yard completion, his longest career completion to date. In the second quarter, he converted a third-and-six with a 22-yard pass to Calvin Ridley.

➢ **At Arizona (10/5),** earned his first career win as a starting quarterback, completing 21 of 39 passes for 265 yards. He engineered a 15-point fourth-quarter comeback in the win, and in the fourth quarter, he was 13-of-18 passing for 193 yards in the fourth quarter. He was credited with his first career game-winning drive, which ended with Joey Slye's game-winning field goal as time expired. Ward completed five of his six passes on the drive for 67 yards, including a 38-yard pass to Calvin Ridley to help set up the field goal. The Titans trailed by 18 points in the second quarter, which tied for the second-largest deficit by any quarterback in their first career

Cam Ward's 2025 Regular Season Statistics:

	Passing															Rushing				
Year	G	S	Att	Cmp	Pct	Yds	Yd/Att	TD	TD%	Int	Int%	Lg	Sack	Lost	Rate	Att	Yds	Avg	Lg	TD
2025	14	14	469	278	59.3	2,638	5.62	11	2.3	7	1.5	47	49	371	76.5	31	129	4.2	20	1

Cam Ward's College Statistics:

				Passing								Rushing				
Year	Team	G	S	Att	Cmp	Pct	Yds	Yd/Att	TD	INT	Lg	Att	Yds	Avg	Lg	TD
2020	Incarnate Word	6	6	303	183	60.4	2,260	7.46	24	4	59	38	2	0.1	21	2
2021	Incarnate Word	13	13	590	384	65.1	4,648	7.88	47	10	80t	74	65	0.9	45	1
2022	Washington St.	13	13	329	497	64.4	3,231	6.50	23	9	60	107	58	0.5	17t	5
2023	Washington St.	12	12	324	486	66.7	3,732	7.68	25	7	63t	120	144	1.2	23	8
2024	Miami (Fla.)	13	13	305	454	67.2	4,313	9.50	39	7	77	60	204	3.4	24t	4
Totals		**57**	**57**	**1,516**	**2,330**	**65.1**	**18,184**	**7.80**	**158**	**37**	**80t**	**399**	**473**	**1.2**	**45**	**20**

win as a starter in the Super Bowl era (21 by Atlanta's Mike Moroski in Week 13, 1983; 18 by New York Giants' Daniel Jones in Week 3, 2019; 18 by Seattle's Jon Kitna in Week 16, 1997). Since 2000, Ward joined Vince Young (Nov. 26, 2006 against the New York Giants) as the only NFL rookie quarterbacks to win a game in which they trailed by 15 or more points in the fourth quarter. Ward's 193 fourth-quarter passing yards were the fourth-most by an NFL rookie in a game since the beginning of the 1978 season. In that span, Ward ranked behind only Tampa Bay's Jameis Winston (238 at St. Louis on Dec. 17, 2015), Houston's Davis Mills (220 vs. L.A. Rams on Oct. 31, 2021) and Washington's Jayden Daniels (194 vs. Dallas on Nov. 24, 2024). From that group, Ward's total was the second-most in a road game and the most in a victory. He found Ridley in the fourth quarter for a 47-yard pass, which was the longest of Ward's career to date, to help set up a touchdown.

➢ **At Las Vegas (10/12),** completed 26 of 38 passes for 222 yards with one touchdown and one interception. He completed his first six passes of the game, and in the first quarter, he converted a third-and-10 with an 18-yard pass to Calvin Ridley. Ward connected three times with Van Jefferson on passes of at least 20 yards: a 20-yarder in the second quarter, a 23-yarder in the third quarter and another 23-yarder in the fourth quarter. In the fourth quarter, he converted a fourth-and-15 with a 20-yard completion to Chig Okonkwo and registered his third career touchdown pass on a one-yard toss to David Martin-Robinson. He became the first quarterback in franchise history to start at least the first six games of his rookie campaign.

➢ **Against New England (10/19),** completed 25 of 34 passes for 255 yards with one touchdown and one interception. His 73.5 completion percentage, 7.50 yards per attempt, 14 passing first downs, and 92.2 passer rating were his best marks through seven NFL games. His 73.5 completion percentage was the best in franchise history by a rookie quarterback with at least 30 attempts in a game, eclipsing Marcus Mariota's previous mark of 71.8 (28-of-39) as a rookie at New Orleans on Nov. 8, 2015. Ward became the team's first rookie quarterback in its "Titans era" (1999 to present) with 25 or more completions in back-to-back games. The last quarterback to accomplish the feat for the Titans was Mariota, who accomplished the feat in two consecutive games from Sept. 11-18, 2016. Ward completed 10 of his first 11 passes for 144 yards and one touchdown (149.1 passer rating), including a 38-yard touchdown pass to Chimere Dike in the first quarter.

➢ **At Indianapolis (10/26),** completed 22-of-38 passes for 259 yards and a touchdown, eclipsing the 250-yard passing mark for the third time in four games. He became the first Titans quarterback since Marcus Mariota in 2015 to have 20 or more completions in four consecutive team games. Ward threw a 21-yard pass to Chimere Dike to convert a third-and-10 in the first quarter and added a 26-yard pass to Elic Ayomanor in the second quarter. He also completed a 23-yard pass to Chig Okonkwo in the third quarter and a 22-yard strike to Gunnar Helm in the fourth quarter.

➢ **Against the L.A. Chargers (11/2),** completed 12 of 21 passes for 145 yards. He completed a 21-yard pass to Van Jefferson in the first quarter and connected with Tyjae Spears for a 26-yard completion in the second quarter. In the third quarter, he helped convert a third-and-seven with a 29-yard pass to Elic Ayomanor.

➢ **Against Houston (11/16),** completed 24 of 37 passes for 194 yards and one touchdown (87.0 passer rating). He also rushed for 33 yards on three attempts. During a 95-yard, game-tying drive in the fourth quarter, he completed a 39-yard pass to Chig Okonkwo and a four-yard touchdown pass to Van Jefferson. During the drive, he completed six of eight passes for 63 yards and also scrambled for a 20-yard gain. In the first quarter, he completed six of eight passes for 57 yards (94.3 passer rating). He rushed for a 10-yard gain to convert a third-and-four in the fourth quarter. He became the first rookie quarterback in franchise history to start the first 10 games of a season. Previously, Marcus Mariota held the franchise's longest rookie streak to begin a season with starts in the first five games as a rookie in 2015.

➢ **Against Seattle (11/23),** completed 28-of-42 passes for 256 yards with one touchdown and no interceptions, amounting to a 91.0 passer rating. He added six rushing attempts for 37 yards and one touchdown, and four of his rushing attempts resulted in first downs. He tossed a one-yard touchdown pass to Chimere Dike in the fourth quarter. He also had completions of 25 yards to Dike and 26 yards to Chig Okonkwo. He scored his first career touchdown on a six-yard rushing attempt in the third quarter—the first rushing touchdown by a Titans quarterback since Mason Rudolph's 11-yard run at Detroit on Oct. 27, 2024. By increasing his total to 2,210 passing yards in 2025, he surpassed Vince Young (2,199 in 2006) for the second-highest total by a rookie in franchise history behind Marcus Mariota (2,818 in 2015).

➢ **Against Jacksonville (11/30),** completed 24 of 38 passes for 141 yards and added a seven-yard rushing attempt for a first down. It was his fourth consecutive game without throwing an interception, and he extended his streak to 143 pass attempts without throwing an interception. At the conclusion of the game, it was the second-longest active streak in the NFL behind the 156 consecutive attempts without an interception by Atlanta's Michael Penix Jr.

➢ **At Cleveland (12/7),** logged his first career performance with multiple touchdown passes, completing 14-of-28 passes for 117 yards with two touchdowns and one interception. During the game's opening drive, he completed all four pass attempts for 48 yards, including a 14-yard touchdown pass to Elic Ayomanor. In the fourth quarter, he threw a five-yard touchdown pass to Chimere Dike. He became the second rookie quarterback in franchise history to start at least 13 games in a season, along with Vince Young (13 starts in 2006).

➢ **At San Francisco (12/14),** completed 18 of 29 passes for 170 yards with two touchdowns and no interceptions. It was his second consecutive game with two touchdown passes. His 101.2 passer rating was the best of his rookie season through 14 games. For the first time in his rookie campaign, he was not sacked. In the second quarter, he found Gunnar Helm for a 34-yard touchdown pass, his longest touchdown completion since a 38-yarder in Week 7 against New England. During a two-play span in the fourth quarter, he connected with Van Jefferson for a 43-yard completion and then found defensive tackle Jeffery Simmons on a one-yard touchdown pass. In the first half, he completed 10-of-15 passes for 106 yards and a touchdown, amounting to a 109.3 passer rating. Ward became the first rookie quarterback in franchise history to start at least 14 games in a season, surpassing Vince Young's previous mark of 13 starts as a rookie in 2006. Additionally, Ward joined Marcus Mariota (2,818 passing yards in 2015) as the only rookies in franchise history with 2,500 passing yards.

ROOKIE QBs, FRANCHISE HISTORY

First-overall draft pick **Cam Ward** is the 13th rookie starting quarterback in the history of the Titans/Oilers franchise. He is the first rookie quarterback in franchise annals to start at least 14 games, surpassing **Vince Young's** previous mark of 13 starts as a rookie in 2006. Additionally, Ward joined **Marcus Mariota** (2,818 passing yards in 2015) as the only rookies in franchise history with 2,500 passing yards.

Rookie starting quarterbacks, franchise history (by passing yards):

	Name	Season (Round)	G/S	W-L	Att	Cmp	Yards	TD	INT	Rtg
1.	Marcus Mariota	2015 (1)	12/12	3-9	370	230	2,818	19	10	91.5
2.	**Cam Ward**	**2025 (1)**	**14/14**	**2-12**	**469**	**278**	**2,638**	**11**	**7**	**76.5**
3.	Vince Young	2006 (1)	15/13	8-5	357	184	2,199	12	13	66.7
4.	Will Levis	2023 (2)	9/9	3-6	255	149	1,808	8	4	84.2
5.	Dan Pastorini	1971 (1)	14/8	4-4	270	127	1,702	7	21	43.8
6.	Zach Mettenberger	2014 (6)	7/6	0-6	179	107	1,412	8	7	83.4
7.	Jacky Lee	1960 (-)	14/3	2-1	77	41	842	5	6	81.2
8.	Brent Pease	1987 (11*)	7/3	2-1	113	56	728	3	5	60.6
9.	Steve McNair	1995 (1)	4/2	2-0	80	41	569	3	1	81.7
10.	Lynn Dickey	1971 (3)	7/2	0-1-1	57	19	315	0	9	13.3
11.	Malik Willis	2022 (3)	8/3	1-2	61	31	276	0	3	42.8
12.	Rusty Smith	2010 (6)	2/1	0-1	40	20	200	0	4	25.0
13.	Bob Davis	1967 (2)	2/2	1-0-1	19	9	71	0	2	17.5

* with Minnesota

#10 • QB BRANDON ALLEN

6-2, 209, 9th Year/1st with Titans, Arkansas
Click for complete bio

Brandon Allen is in his ninth NFL season and his first campaign with the Titans in 2025. He was signed as an unrestricted free agent on March 14, 2025.

Prior to arriving in Tennessee, Allen appeared in 18 games with 10 starts in his NFL career, completing 166 of 293 passes for 1,810 yards and 11 touchdowns. After being drafted by the Jacksonville Jaguars in the sixth round (201st overall) of the 2016 NFL Draft, he also spent time with the Los Angeles Rams (2017-19), Denver Broncos (2019), Cincinnati Bengals (2020-22) and San Francisco 49ers (2023-24).

With the 49ers, he saw action in three games with one start in 2024. He was 17-of-30 passing for 199 yards with one touchdown.

Allen's most extensive action came with the Cincinnati Bengals, where he signed as a free agent in 2020. He saw action in 12 games with six starts in Cincinnati and completed 110 of 179 passes for 1,096 yards with seven touchdowns.

The Fayetteville, Ark., native started 38 games over five seasons (2011-15) at the University of Arkansas and completed 583 of 1,016 passes for 7,463 yards with a school-record 64 touchdowns.

Allen's Career Regular Season Passing Statistics (2019 Denver; 2020-22 Cincinnati; 2024 San Francisco):

Year	G	GS	Att	Cmp	Pct	Yds	TD	Int	Lg	Sack	Rate
2019	3	3	84	39	46.4	515	3	2	75t	9	68.3
2020	5	5	142	90	63.4	925	5	4	72t	7	82.0
2021	6	1	34	17	50.0	149	2	0	26	4	81.6
2022	1	0	3	3	100.0	22	0	0	13	1	97.2
2023	0	0	0	0	-	0	0	0	-	0	-
2024	3	1	30	17	56.7	199	1	2	31	2	60.3
2025	0	0	0	0	-	0	0	0	-	0	-
Totals	**18**	**10**	**293**	**166**	**56.7**	**1,810**	**11**	**8**	**75t**	**23**	**76.2**

Allen's Regular Season Single-Game Highs:
Attempts - 39 at Minnesota (11/17/19)
Completions - 29 at Houston (12/27/20)
Passing Yards - 371 at Houston (12/27/20)
Touchdown Passes - 2 (Twice, last at Houston 12/27/20)
Long Completion - 75t vs. Cleveland (11/3/19)
Completion Percentage - 78.4 at Houston, 12/27/20
Passer Rating - 126.5 at Houston, 12/27/20
Rushes - 5 vs Cleveland (11/3/19)
Rushing Yards - 18 at Minnesota (11/17/19)
Long Rush - 11 (Twice, last at Minnesota 11/17/19)

#8 • QB WILL LEVIS

6-4, 229, 3rd Year/3rd with Titans, Kentucky
Click for complete bio

Quarterback **Will Levis** is in his third season in 2025. He was selected by the Titans in the second round (33rd overall) of the 2023 NFL Draft after the Titans traded up to select him.

Levis will spend the 2025 campaign on injured reserve due to a shoulder injury.

During his first two NFL seasons, Levis totaled 21 starts. In franchise history, only **Warren Moon** (30), **Vince Young** (28) and **Marcus Mariota** (27) started more games at quarterback than Levis within their first two NFL seasons. Levis' career numbers through his first two campaigns included 339 completions, 556 attempts, 3,899 yards, 21 touchdowns and 16 interceptions.

In 2024, Levis finished with a team-high 301 pass attempts, 190 completions, 2,091 yards, 13 touchdowns and 81.4 passer rating. His 63.1 completion percentage qualified for the 10th-best mark in franchise history. He added 183 rushing yards on 45 attempts.

In his debut season, Levis recorded starts in all nine games in which he appeared, becoming the third rookie quarterback in franchise history to start at least nine games. Only Young (13 starts in 2006) and Mariota (12 starts in 2015) preceded him in the accomplishment. Levis' rookie passing totals included 255 attempts, 149 completions, 1,808 yards, eight touchdowns and four interceptions. His 84.2 passer rating was the second best in franchise history by a rookie quarterback (91.5 by Mariota in 2015), and the number also ranked first in NFL history among second-round quarterbacks in their rookie season (minimum 200 attempts). Levis had an additional 57 yards and a touchdown rushing.

Prior to entering the NFL, Levis spent two seasons at the University of Kentucky after transferring from Penn State. In four combined college seasons, he appeared in 39 games with 26 starts. He completed 479 of his 738 passes (64.9 percent) for 5,876 yards with 46 touchdowns and 25 interceptions. He also rushed for 742 yards and 17 touchdowns.

At Kentucky, Levis went 17-7 as a starter, tying Terry Wilson for the second-most quarterback wins since 1993. The two-time team captain completed 418 of 636 passes for 5,233 yards with 43 passing touchdowns and 11 rushing scores for the Wildcats. His six 300-yard passing games were the fourth-most in school history.

As a senior in 2022, he started 11 games at quarterback and connected on 185 of 283 passes for 2,406 yards with 19 passing scores, while ranking fourth in the SEC in pass efficiency (151.9). He finished fifth in the SEC with 19 passing scores.

As a junior in 2021, he transferred from Penn State to Kentucky and started in all 13 games, helping to lead UK to 10 wins for the fourth time in school history. He totaled 3,203 yards total offense, becoming the seventh player in school history to reach 3,000 yards of total offense in a season. He was 233-of-353 passing for 2,826 yards and 24 touchdowns, and he also registered 107 rushes for 376 yards and a team-high tying nine rushing touchdowns.

He is a native of Madison, Conn.

TITANS RUNNING BACKS

No.	Name	Ht	Wt	Exp	College
36	Chestnut, Julius	5-11	228	4	Sacred Heart
31	Mullings, Kalel	6-2	226	R	Michigan
20	Pollard, Tony	6-0	209	7	Memphis
2	Spears, Tyjae	5-11	195	3	Tulane

#20 • RB TONY POLLARD

6-0, 209, 7th Year/2nd with Titans, Memphis
Click for complete bio

Running back **Tony Pollard** is in his seventh NFL season and his second campaign with the Titans in 2025. The Memphis native was signed as an unrestricted free agent on March 14, 2024.

During his first year with the Titans, Pollard ranked third in the AFC and tied for 12th in the NFL with a career-best 1,079 rushing yards on a career-high 260 carries. Both numbers led the team, as did his five rushing touchdowns. With an additional 238 yards on 41 receptions, he produced a team-high 1,317 scrimmage yards—the second-best total of his career.

Prior to joining the Titans, Pollard spent five seasons (2019-23) with the Dallas Cowboys, who selected him in the fourth round (128th overall) of the 2019 NFL Draft. During his time in Dallas, he appeared in 79 games with 23 starts, totaling 3,621 rushing yards and 23 touchdowns on 762 carries. With an additional 176 receptions for 1,319 yards and five receiving touchdowns, he reached 1,000 scrimmage yards in each of his final three years in Dallas while also returning 63 kickoffs for 1,500 yards, including one return for a score.

In 2023, his first season as the lead running back in Dallas, Pollard started all 17 games for the first time in his career and led the team with 1,005 rushing yards on a career-high 252 carries (4.0 avg.) with six touchdowns.

In 2022, he set career marks with 193 carries for 1,007 yards and nine scores, averaging 5.2 yards-per-carry to rank third in the NFL and earn his first Pro Bowl nod.

At the University of Memphis, he played in 40 games at running back and wide receiver, amassing 2,233 yards and 18 touchdowns on offense. He also averaged 30.1 yards per kickoff return and tied an NCAA record with seven kickoff returns for touchdowns.

2025 Game Notes:

➢ **At Denver (9/7),** started and led the team with 60 rushing yards on 18 attempts. He added one catch for 29 yards. Helped convert a third-and-10 in the first quarter with a 29-yard reception. His 12 rushing attempts in the first half set a new career high (11, four times, last vs. Jacksonville, on Dec. 8, 2024).

➢ **Against the L.A. Rams (9/14),** rushed for a team-high 92 yards on 20 attempts (4.6 avg.). It was his 27th career game with at least 90 scrimmage yards.

➢ **Against Indianapolis (9/21),** carried the ball 16 times for 45 yards and a touchdown. In the third quarter, he scored his first touchdown of the season and the 29th rushing touchdown of his career on a one-yard plunge. Added two receptions for 14 yards.

➢ **At Houston (9/28),** led the team with 64 rushing yards on 14 carries and added a team-high three receptions for 12 yards. In the second quarter, he rushed for a 21-yard gain, his longest run since a 21-yarder against Jacksonville on Dec. 8, 2024.

➢ **At Arizona (10/5),** participated in his 100th NFL game (regular season). He led the team with 67 rushing yards on 14 attempts and added 11 yards on three catches. Scored his second touchdown of the season and the 30th rushing touchdown of his career on a one-yard carry in the fourth quarter. In the third quarter, he reached the 5,000-yard career rushing mark.

➢ **At Las Vegas (10/12),** led the team with 34 yards on 10 carries and added two receptions for 13 yards. He picked up 17 yards on a run in the third quarter.

➢ **Against New England (10/19),** totaled 18 yards on six rushing attempts and added a team-high six receptions for 43 yards. He recorded his highest reception total since a seven-catch performance against Philadelphia as a member of the Dallas Cowboys on Dec. 10, 2023.

➢ **At Indianapolis (10/26),** rushed for 44 yards on a team-high 11 attempts and added a nine-yard reception.

➢ **Against the L.A. Chargers (11/2),** led the offense with 56 yards on 10 rushing attempts and added a 12-yard reception. On the game's opening drive, he recorded runs of 12 and 16 yards on consecutive plays.

➢ **Against Houston (11/16),** carried the ball 10 times for 22 yards and added three receptions for four yards.

➢ **Against Seattle (11/23),** logged his 50th career start. He carried the ball 11 times for 20 yards and added 21 yards on four receptions.

➢ **Against Jacksonville (11/30),** led the team with 60 rushing yards on 10 attempts and added a three-yard reception. He rushed for a 15-yard gain on an attempt during the offense's first possession.

➢ **Against Cleveland (12/7),** established a career high with 161 rushing yards on 25 carries with two touchdowns. In the first quarter, he set a career long with a 65-yard touchdown run, topping his previous long, a 58-yard touchdown at New Orleans on Dec. 2, 2021. In the third quarter, he recorded his second touchdown of the afternoon on a 32-yard run. It was his 11th career 100-yard rushing game and also the Titans' first game with 150 rushing yards by an individual since Derrick Henry (153) against Jacksonville on Jan. 7, 2024. Pollard became the first Titans player with 150 rushing yards and two rushing touchdowns in the same game since Henry (219 rushing yards and two touchdowns) at Houston on Oct. 30, 2022. Pollard registered his fifth career game with at least two rushing touchdowns and first since Sept. 10, 2023 at N.Y. Giants as a member of the Dallas Cowboys. Through 13 games in 2025, Pollard recorded the most rushing yards by a player against Cleveland, exceeding the 103 yards by Baltimore's Derrick Henry (Nov. 16). Pollard 's 97 rushing yards in the opening two quarters set a career high for the first half of a game (89 at Houston on Nov. 24, 2024) and were the most first half rushing yards by a Titans running back since Henry had 119 against Jacksonville on Dec. 11, 2022.

➢ **At San Francisco (12/14),** rushed for 104 yards and a touchdown on 14 carries (7.4 avg.) and added an eight-yard reception. It was his 12th career 100-yard rushing game, he produced back-to-back 100-yard rushing performances for the second time in his career (Oct. 30–Nov. 13, 2022). He became the first Titans player with 100-yard rushing performances in consecutive games since Derrick Henry accomplished the feat in three

straight contests from Dec. 11-24, 2022. In the fourth quarter, he scored on a six-yard run. His attempts included a 22-yarder in the first quarter and a 20-yarder in the fourth quarter. His effort provided him his fifth consecutive season with 1,000 scrimmage yards. From Week 14 to Week 15, his 265 rushing yards were the most in any two-game span in his career.

Pollard's Career Regular Season Statistics (Dallas 2019-23):

Year	GP	GS	Att	Yds	Avg	Lg	TD	Rec	Yds	Avg	Lg	TD
2019	15	0	86	455	5.3	44t	2	15	107	7.1	21t	1
2020	16	2	101	435	4.3	42t	4	28	193	6.9	30	1
2021	15	0	130	719	5.5	58t	2	39	337	8.6	32	0
2022	16	4	193	1,007	5.2	57t	9	39	371	9.5	68t	3
2023	17	17	252	1,005	4.0	31	6	55	311	5.7	60	0
2024	16	16	260	1,079	4.2	41	5	41	238	5.8	30	0
2025	14	14	189	847	4.5	65t	5	28	179	6.4	29	0
Totals	**109**	**53**	**1,211**	**5,547**	**4.6**	**65t**	**33**	**245**	**1,736**	**7.1**	**68t**	**5**

Pollard's Career Postseason Statistics (Dallas 2019-23):

Year	GP	GS	Att	Yds	Avg	Lg	TD	Rec	Yds	Avg	Lg	TD
2021	1	0	4	14	3.5	8	0	2	12	6.0	10	0
2022	2	0	21	99	4.7	18	0	5	23	4.6	8	0
2023	1	1	15	56	3.7	11	1	7	29	4.1	9	0
Totals	**4**	**1**	**40**	**169**	**4.2**	**18**	**1**	**14**	**64**	**4.6**	**10**	**0**

Pollard's Regular Season Single-Game Highs:
Rushes - 28 vs. New England (11/3/24)
Rushing Yards - 161 at Cleveland (12/7/25)
Long Rush - 65t at Cleveland (12/7/25)
Touchdowns - 3 vs. Chicago (10/30/22)
Receptions - 7 (Twice, last vs. Philadelphia, 12/10/23)
Receiving Yards - 109 at Minnesota (11/20/22)
Long Reception - 68t at Minnesota (11/20/22)
Receiving Touchdowns - 2 at Minnesota (11/20/22)

Pollard's Postseason Single-Game Highs:
Rushes - 15 (Twice, last vs. Green Bay 1/14/24)
Rushing Yards - 77 at Tampa Bay (1/16/24)
Long Rush - 18 at Tampa Bay (1/16/23)
Touchdowns - 1 vs. Green Bay (1/14/24)
Receptions - 7 vs. Green Bay (1/14/24)
Receiving Yards - 29 vs. Green Bay (1/14/24)
Long Reception - 10 vs. San Francisco (1/16/22)

RUSHING YARDS, 2021-25

Over the past five seasons, **Tony Pollard** has been one of the NFL's most productive running backs, ranking in the top 10 in rushing yards during that time.

In 2021, Pollard totaled 719 yards on the ground as a member of the Dallas Cowboys, followed by 1,007 yards in 2022 and 1,005 yards in 2023. He arrived in Tennessee in 2024 and set a career high with 1,079 rushing yards.

Most rushing yards from 2021 to 2025:

Player	Current Team	Rushing Yards
1. Derrick Henry	Baltimore Ravens	6,688
2. Jonathan Taylor	Indianapolis Colts	6,287
3. Saquon Barkley	Philadelphia Eagles	5,812
4. Josh Jacobs	Green Bay Packers	5,549
5. Tony Pollard	**Tennessee Titans**	**4,657**
6. Najee Harris	Los Angeles Chargers	4,373
7. Christian McCaffrey	San Francisco 49ers	4,164
8. Aaron Jones	Minnesota Vikings	4,124
9. D'Andre Swift	Chicago Bears	4,102
10. David Montgomery	Detroit Lions	4,075

2024 NFL RUSHING LEADERS

During his first season in Tennessee, **Tony Pollard** tied for 12th in the NFL in rushing and had the third-best rushing yardage total in the AFC. Within the conference, only **Derrick Henry** (1,921) and **Jonathan Taylor** (1,431) had more rushing yards than Pollard.

NFL rushing leaders in 2024:

Player	Team	Rushing Yards
1. Saquon Barkley	Philadelphia Eagles	2,005
2. Derrick Henry	Baltimore Ravens	1,921
3. Bijan Robinson	Atlanta Falcons	1,456
4. Jonathan Taylor	Indianapolis Colts	1,431
5. Jahmyr Gibbs	Detroit Lions	1,412
6. Josh Jacobs	Green Bay Packers	1,329
7. Kyren Williams	Los Angeles Rams	1,299
8. Chuba Hubbard	Carolina Panthers	1,195
9. Aaron Jones	Minnesota Vikings	1,138
10. Bucky Irving	Tampa Bay Buccaneers	1,122
11. James Conner	Arizona Cardinals	1,094
12. Tony Pollard	**Tennessee Titans**	**1,079**
Rico Dowdle	Dallas Cowboys	1,079

1,000 YARDS IN YEAR 1 WITH THE TITANS

In his first season with the Titans, running back **Tony Pollard** notched his third consecutive 1,000-yard rushing campaign while also setting a career high with 1,079 rushing yards. In his final two seasons with the Dallas Cowboys, the Memphis native rushed for a then-career-best 1,007 yards in 2022 and 1,005 yards in 2023.

Pollard became the fifth player in Titans/Oilers history with 1,000 rushing yards in his first season with the organization. The first four were **Earl Campbell** (1978), **Eddie George** (1996), **Chris Johnson** (2008) and **DeMarco Murray** (2016).

Players in franchise history with 1,000 rushing yards in their first season with the organization:

Player	Season	Rushing Yards
1. Earl Campbell	1978	1,450
2. Eddie George	1996	1,368
3. DeMarco Murray	2016	1,287
4. Chris Johnson	2008	1,228
5. **Tony Pollard**	**2024**	**1,079**

CONSISTENCY FROM 2022-2024

In addition to his 1,079 rushing yards in 2024, Tony Pollard accounted for 238 receiving yards out of the backfield. With 1,317 total scrimmage yards, Pollard registered his third consecutive season in which he accounted for at least 1,200 scrimmage yards and at least five scrimmage touchdowns. He did so in each of his final two seasons with the Dallas Cowboys prior to signing with the Titans as an unrestricted free agent.

Pollard was one of only five NFL running backs with 1,200 scrimmage yards and five scrimmage touchdowns in each of the 2022, 2023 and 2024 campaigns. The others on the list were Baltimore's **Derrick Henry**, Houston's **Joe Mixon**, Philadelphia's **Saquon Barkley** and Pittsburgh's **Najee Harris**.

Running backs with 1,200 scrimmage yards and five scrimmage TDs in 2022, 2023 and 2024:

	'22 Scrimmage		'23 Scrimmage		'24 Scrimmage	
Player	Yards	TDs	Yards	TDs	Yards	TDs
Saquon Barkley	1,650	10	1,242	10	2,283	15
Najee Harris	1,263	10	1,205	8	1,326	6
Derrick Henry	1,936	13	1,381	12	2,114	18
Joe Mixon	1,255	9	1,410	12	1,325	12
Tony Pollard	**1,378**	**12**	**1,316**	**6**	**1,317**	**5**

SCRIMMAGE YARDS OVER FOUR SEASONS

Tony Pollard signed with the Titans as an unrestricted free agent in 2024 after beginning his career with the Dallas Cowboys. From 2021 through 2024, he ranked ninth in scrimmage yards among all NFL running backs.

Most scrimmage yards among running backs, 2021-24:

Player	Rushing Yards	Receiving Yards	Scrimmage Yards
1. Derrick Henry	5,563	959	6,522
2. Josh Jacobs	4,659	1,386	6,045
3. Saquon Barkley	4,872	1,159	6,031
4. Jonathan Taylor	4,844	792	5,636
5. Joe Mixon	4,069	1,440	5,509
6. Najee Harris	4,312	1,149	5,461
7. Alvin Kamara	3,439	1,938	5,377
8. Aaron Jones	3,714	1,427	5,141
9. Tony Pollard	**3,810**	**1,257**	**5,067**
10. Christian McCaffrey	3,242	1,794	5,036

Within the same time period, Pollard averaged 5.02 yards per scrimmage touch (rushing attempts and receptions). Among running backs with at least 800 touches, Pollard owned the sixth-best figure.

Highest average scrimmage yards per touch among running backs, 2021-24 (minimum 800 total scrimmage touches):

Player	Scrimmage Touches	Scrimmage Yards	Yards Per Touch
1. Christian McCaffrey	869	5,036	5.80
2. Austin Ekeler	929	4,992	5.37
3. Aaron Jones	973	5,141	5.28
4. Derrick Henry	1,271	6,522	5.13
5. Jonathan Taylor	1,101	5,636	5.12
6. Tony Pollard	**1,009**	**5,067**	**5.02**
7. D'Andre Swift	923	4,608	4.99
James Conner	986	4,922	4.99
9. Saquon Barkley	1,221	6,031	4.94
10. Alvin Kamara	1,118	5,377	4.81

#2 • RB TYJAE SPEARS

5-11, 195, 3rd Year/3rd with Titans, Tulane
Click for complete bio

Running back **Tyjae Spears** is in his third NFL season. He was selected by the Titans in the third round (81st overall) of the 2023 NFL Draft.

In 2024, Spears appeared in 12 games with one start. His totals included 312 yards and four touchdowns on 84 rushing attempts, and he added 30 receptions for 224 yards and a touchdown.

As a rookie, Spears did not miss a game and registered one start. He carried the ball 100 times for 453 yards and two touchdowns, and he added 52 receptions for 385 yards and one score. His 838 scrimmage yards ranked seventh in franchise history among rookie running backs, and the total also placed fourth among rookie running backs in 2023 behind Atlanta's **Bijan Robinson**, Detroit's **Jahmyr Gibbs** and Miami's **De'Von Achane**. Spears became the franchise's first rookie running back with at least 50 receptions since **Sid Blanks** in 1964 (56).

Spears spent four years at Tulane (2019-22) prior to entering the NFL. He appeared in 33 games with 20 starts at running back for the Green Wave, totaling 2,910 yards and 31 touchdowns on 427 carries with an additional 48 receptions for 564 yards and three scores. He ended his career as the school's all-time leader in yards per carry (6.8), tied for second in 100-yard rushing games (15), tied for third in rushing touchdowns (31), fourth in rushing yards per game (85.6) and sixth in rushing yards (2,910) and total touchdowns (34). His 6.8 yards per carry from 2019 to 2022 ranked second in the FBS behind only Alabama-Birmingham running back **DeWayne McBride's** 7.3-yard average (minimum 400 attempts).

As a junior in 2022, he started all 14 games for the Green Wave, totaling 1,581 yards and 19 touchdowns on 229 rushing attempts and adding 22 receptions for 256 yards and two touchdowns. He tied for the national lead with 21 total touchdowns and tied for third in the country with 19 rushing touchdowns, a total that ranked second in Tulane single-season history. His 1,581 rushing yards led the conference and made up the Green Wave's all-time second-highest single-season total. His nine 100-yard rushing games included eight consecutive such efforts to finish the season. He was named the American Athletic Conference Offensive Player of the Year and also earned first-team All-AAC honors. His efforts helped Tulane earn a 12-2 record and win an American Athletic Conference title.

He is a native of Ponchatoula, La.

2025 Game Notes:

- Placed on injured reserve (designated to return) on Aug. 26.
- Activated from injured reserve on Oct. 4.
- **At Arizona (10/5),** contributed 14 yards on four carries in his season debut.
- **At Las Vegas (10/12),** gained 31 yards on five rushing attempts and added four receptions for 19 yards.
- **Against New England (10/19),** totaled a team-high 22 rushing yards on five attempts and added 18 yards on three receptions.
- **At Indianapolis (10/26),** led the offense with 59 rushing yards and a touchdown on nine attempts and added three receptions for 23 yards. His 82 scrimmage yards ranked fifth for his career. In the fourth quarter, he scored his seventh career rushing touchdown (first of 2025) on a three-yard run. In the second quarter, he converted a third-and-six with a career-long 41-yard attempt. It was the team's longest rushing attempt since Tony Pollard broke for 41 yards against Miami on Aug. 30, 2024.
- **Against the L.A. Chargers (11/2),** rushed for 26 yards on seven attempts and added three receptions for 36 yards. In the second quarter, he gained 26 yards on the sixth-longest reception of his career.
- **Against Houston (11/16),** totaled 31 yards on a team-high five receptions. In the first quarter, he converted a third-and-13 with 15 yards on a screen pass. It was his fifth consecutive game with at least three receptions.
- **Against Seattle (11/23),** caught four passes for 21 yards and added four rushing yards on three attempts.
- **Against Jacksonville (11/30),** tied for the team lead with six receptions for 25 yards. His six receptions tied his career high.
- **At Cleveland (12/7),** posted a team-high 28 receiving yards on two catches to go along with 19 yards on eight carries. In the first quarter, he converted a third-and-10 with a 24-yard reception.
- **At San Francisco (12/14),** rushed for 34 yards on three attempts and

added two yards on a pair of receptions. He registered a 10-yard run to convert a third-and-three in the fourth quarter.

Spears' Career Regular Season Statistics:

Year	GP	GS	Att	Yds	Avg	Lg	TD	Rec	Yds	Avg	Lg	TD
2023	17	1	100	453	4.5	23	2	52	385	7.4	48	1
2024	12	1	84	312	3.7	23	4	30	224	7.5	43	1
2025	10	0	50	211	4.2	41	1	32	203	6.3	26	0
Totals	**39**	**2**	**234**	**976**	**4.2**	**41**	**7**	**114**	**812**	**7.1**	**48**	**2**

Spears' Regular Season Single-Game Highs:
Rushing Attempts - 20 at Jacksonville (12/29/24)
Rushing Yards - 95 at Jacksonville (12/29/24)
Long Rush - 41 at Indianapolis (10/26/25)
Rushing Touchdowns - 2 at Indianapolis (12/22/24)
Receptions - 6 (Three times, last against Jacksonville, 11/30/25)
Receiving Yards - 89 at Miami (12/11/23)
Long Reception - 48 vs. Baltimore (10/15/23)
Receiving Touchdowns - 1 (Twice, last vs. Cincinnati, 12/15/24)

SCRIMMAGE YARDS, 2023 DRAFT CLASS

In his first two NFL seasons, Titans running back **Tyjae Spears** totaled 1,374 scrimmage yards, including 765 rushing yards and 600 receiving yards. Through 2024, Spears' career scrimmage yards total ranked sixth among the 19 running backs selected in the 2023 NFL Draft.

Most career scrimmage yards through 2024 by running backs drafted in 2023:

	Player	Team	Round (Overall)	Rush Yards	Rec Yards	Scrim Yards
1.	Bijan Robinson	Atlanta	1 (8)	2,432	918	3,350
2.	Jahmyr Gibbs	Detroit	1 (12)	2,357	833	3,190
3.	De'Von Achane	Miami	3 (84)	1,707	789	2,496
4.	Chase Brown	Cincinnati	5 (163)	1,169	516	1,685
5.	Zach Charbonnet	Seattle	2 (52)	1,031	549	1,580
6.	**Tyjae Spears**	**Tennessee**	**3 (81)**	**765**	**609**	**1,374**
7.	Tank Bigsby	Jacksonville	3 (88)	898	60	958
8.	Roschon Johnson	Chicago	4 (115)	502	313	815
9.	Kendre Miller	New Orleans	3 (71)	304	150	454
10.	Chris Rodriguez Jr.	Washington	6 (193)	420	24	444

3RD-DOWN CONVERSIONS AMONG ALL RBs

On third down in 2023, **Tyjae Spears** not only led all NFL rookie running backs in conversions, but he also led all other running backs in the category as well. His 20 third-down conversions, which included 11 receptions and nine rushing attempts, ranked first among players at his position.

Most third-down conversions by all running backs in 2023:

	Player	Team	Third-Down Conversions ... Receiving	Rushing	Total
1.	**Tyjae Spears**	**Tennessee**	**11**	**9**	**20**
2.	Rachaad White	Tampa Bay	9	10	19
3.	Latavius Murray	Buffalo	6	12	18
	Bijan Robinson	Atlanta	11	7	18
5.	David Montgomery	Detroit	2	15	17
	Tony Pollard	Dallas	4	13	17
	Christian McCaffrey	San Francisco	5	12	17
	Kyren Williams	LA Rams	1	16	17
9.	Saquon Barkley	NY Giants	8	8	16
	Chuba Hubbard	Carolina	2	14	16

ADDITIONAL TITANS RUNNING BACKS

36 - RB JULIUS CHESTNUT

5-11, 228, 4th Year/4th with Titans, Sacred Heart

➢ Julius Chestnut was signed by the Titans as an undrafted free agent on May 13, 2022.

➢ In 2024, he appeared in all 17 games and set career highs with 22 carries and 102 rushing yards. He added two receptions for 11 yards, as well as 13 kickoff returns for 337 yards and a 25.9-yard average.

➢ In 2023, Chestnut was limited to three games after suffering a season-ending injury. He registered a pair of special teams tackles.

➢ In 2022, he appeared in six games as a rookie. He rushed for 12 yards on nine attempts and added 41 yards on three catches. He also ranked second on the team with 10 kickoff returns for 215 yards (21.5 avg.).

➢ In four seasons at Sacred Heart (2018-21), he saw action in 32 games and logged 593 carries for 3,467 yards (5.8 avg.) and 29 touchdowns. He added 28 receptions for 412 yards (14.7 avg.) and five scores, plus 10 kickoff returns for 108 yards and two punt returns for 10 yards.

➢ As a senior in 2021, played in five games and posted 91 rushes for 542 yards (6.0 avg.) and three touchdowns.

➢ As a junior in 2020, appeared in four games and rushed 93 times for 717 yards (7.7 avg.) and eight scores.

➢ He is a native of Bowie, Md.

2025 Game Notes:

➢ **Against Indianapolis (9/21),** rushed for a career-long 27 yards to convert a third-and-two and help set up a touchdown in the third quarter. It was the team's longest rushing attempt of the season through three games.

➢ **At Cleveland (12/7),** tied for the team lead with three tackles on special teams, extending his team-high total to 12 on the season.

31 - RB KALEL MULLINGS

6-2, 226, Rookie, Michigan

➢ Selected by the Titans in the sixth round (188th overall) of the 2025 NFL Draft.

➢ Appeared in 56 games over five seasons at Michigan (2020-24). He began his collegiate career as a linebacker and recorded 27 tackles and one pass defensed before transitioning to running back during his junior campaign. He recorded 235 carries for 1,201 yards and 16 touchdowns over his three seasons (2022-24) playing running back.

➢ Also totaled 24 career tackles on defense at Michigan.

➢ In 2024, appeared in 12 games with four starts at running back. He led the team with 948 yards on 185 carries with 12 touchdowns and also had six receptions for 35 yards and 74 kickoff return yards. He earned third team All-Big Ten honors from the media, and he was named as the team's Offensive Player of the Year and the co-Bo Schembechler Most Valuable Player.

➢ He is a native of Boston, Mass.

2025 Game Notes:

➢ **At Denver (9/7),** made his NFL debut.

➢ Placed on injured reserve on Sept. 26, 2025.

➢ Activated from injured reserve on Nov. 22, 2025.

➢ **At San Francisco (12/14),** on his first career rushing attempt, he picked up three yards and a first down on third-and-one in the second quarter. He added a special teams tackle.

TITANS TIGHT ENDS

No.	Name	Ht	Wt	Exp	College
84	Helm, Gunnar	6-5	241	R	Texas
88	Martin-Robinson, David	6-3	247	2	Temple
85	Okonkwo, Chig	6-3	238	4	Maryland

#84 • TE GUNNAR HELM

6-5, 241, Rookie, Texas
Click for complete bio

Tight end **Gunnar Helm** was selected by the Titans in the fourth round (120th overall) of the 2025 NFL Draft.

During his career at the University of Texas, Helm participated in 54 games with 26 starts from 2021 to 2024. He recorded 79 receptions for 1,022 yards and nine touchdowns in his college career.

As a senior in 2024, he started all 16 games and recorded a career-high and team-leading 60 receptions for 786 yards and seven touchdowns. His play earned him second-team All-SEC honors, and he was a semifinalist for the John Mackey Award, presented to the nation's most outstanding tight end. Helm helped the Longhorns advance to the semifinals of the College Football Playoff.

As a junior in 2023, he appeared in 14 games with six starts, totaling 14 receptions for 192 yards and two touchdowns. He was voted honorable mention All-Big 12 and also named Academic All-Big 12 second team.

He is a native of Englewood, Colo.

2025 Game Notes:

- **At Denver (9/7),** started at tight end in his NFL debut. Caught a 16-yard pass from Cam Ward in the first quarter for his first NFL reception.
- **Against the L.A. Rams (9/14),** posted two receptions for nine yards.
- **Against Indianapolis (9/21),** totaled 27 yards on three receptions.
- **At Houston (9/28),** recorded a 12-yard catch.
- **At Arizona (10/5),** caught four passes for 34 yards, including a 19-yarder to the one-yard line to set up a touchdown in the fourth quarter.
- **At Las Vegas (10/12),** totaled 15 yards on a pair of receptions.
- **Against New England (10/19),** finished the game with four catches for 36 yards. His three receptions for first downs were his most through seven career games.
- **At Indianapolis (10/26),** totaled 23 yards and a touchdown on a pair of receptions. In the second quarter, he scored his first career touchdown on a one-yard catch, and he also hauled in a pass for 22 yards in the fourth quarter.
- **Against the L.A. Chargers (11/2),** picked up 15 yards on a reception in the fourth quarter.
- **Against Houston (11/16),** totaled 29 yards on four receptions.
- **Against Seattle (11/23),** led the offense with six receptions and 51 receiving yards. Both numbers were highs through his first 11 career games. He became the first Titans rookie tight end with at least six receptions in a game since Chig Okonkwo hauled in six passes against Jacksonville on Dec. 11, 2022.
- **Against Jacksonville (11/30),** tied for the team lead with six receptions for 23 yards. His six receptions tied his career high. He moved into second place in franchise history among rookie tight ends with 36 receptions in 2025, trailing only Bo Scaife (37 in 2005).
- **At Cleveland (12/7),** caught one pass for eight yards. With his 37th reception in 2025, he tied Bo Scaife (37 in 2005) for the most receptions in franchise history among rookie tight ends.
- **At San Francisco (12/14),** led the team with 49 receiving yards and tied for the team lead with four receptions. In the second quarter, he scored his second career touchdown on a career-long 34-yard catch. With 347 receiving yards in 2025, he moved past Ben Troupe (329 in 2004) and Chris Dressel (316 in 1983) for the second-most receiving yards in franchise history by a rookie tight end, trailing only Chig Okonkwo (450 in 2022). With his first reception of the game–his 38th reception of 2025–he surpassed Bo Scaife (37 in 2005) for the most receptions in franchise history among rookie tight ends.

Helm's 2025 Regular Season Statistics:

Year	Team	GP	GS	Rec	Yds	Avg	Lg	TD
2025	Ten	14	8	41	347	8.5	34t	2

Helm's College Statistics:

Year	Team	GP	GS	Rec	Yds	Avg	Lg	TD
2021	Texas	12	0	0	0	-	-	0
2022	Texas	13	4	5	44	8.8	19	0
2023	Texas	14	6	14	192	13.7	31	2
2024	Texas	16	16	60	786	13.1	49	7
Totals		**55**	**26**	**79**	**1,022**	**12.9**	**49**	**9**

FRANCHISE ROOKIE TIGHT ENDS

Gunnar Helm has added his name to the list of rookie tight ends in franchise history who have had the most receptions, receiving yards and touchdowns. On Dec. 14 at San Francisco, the fourth-round pick from the University of Texas surpassed former Longhorn **Bo Scaife** (37 in 2005) for the most receptions by a rookie tight end in Titans/Oilers annals.

In 2022, **Chig Okonkwo** had one of the most productive seasons in franchise history by a rookie tight end. His 450 receiving yards established a new record for Titans/Oilers rookies at his position, while his 32 receptions at the time tied for the third-best total among the organization's rookies at his position. The fourth-round pick from the University of Maryland also became the second Titans/Oilers rookie tight end with three or more touchdown receptions, joining **Chris Dressel**, who had four touchdown catches after entering the NFL in 1983.

Most receiving yards by a rookie tight end in franchise history:

Player	Rookie Year	Receiving Yards
1. Chig Okonkwo	**2022**	**450**
2. Gunnar Helm	**2025**	**347**
3. Ben Troupe	2004	329
4. Chris Dressel	1983	316
5. Bo Scaife	2005	273
6. Willie Frazier	1964	227

Most receptions by a rookie tight end in franchise history:

Player	Rookie Year	Receptions
1. Gunnar Helm	**2025**	**41**
2. Bo Scaife	2005	37
3. Ben Troupe	2004	33
4. Chig Okonkwo	**2022**	**32**
Chris Dressel	1983	32
6. Erron Kinney	2000	19

Most touchdown receptions by a rookie tight end in franchise history:

	Player	Rookie Year	TD Receptions
1.	Chris Dressel	1983	4
2.	**Chig Okonkwo**	**2022**	**3**
3.	**Gunnar Helm**	**2025**	**2**
	Jonnu Smith	2017	2
	Bo Scaife	2005	2
	Willie Frazier	1964	2

#85 • TE CHIG OKONKWO

6-3, 238, 4th Year/4th with Titans, Maryland
Click for complete bio

Tight end **Chig Okonkwo** (pronounced "CHIGG oh-KAHN-kwoh") is in his fourth NFL season in 2025. He was selected by the Titans in the fourth round (143rd overall) of the 2022 NFL Draft.

Through his first three seasons, Okonkwo led the team's tight ends with 138 receptions for 1,457 yards and six touchdowns. During that time, he did not miss a game, appearing in 51 contests with 30 starts. His career yardage total through 2024 ranked second among all tight ends drafted in 2022, trailing only **Trey McBride** (2,236).

Okonkwo became the fifth tight end in franchise history to register three or more seasons with a minimum of 30 receptions and 450 receiving yards per season. He joined **Frank Wycheck** (1995–2001), **Delanie Walker** (2013–2017), **Dave Casper** (1980–1982) and **Alvin Reed** (1968–1970).

In 2024, Okonkwo tied his career high with 11 starts, matching his 2023 total. He ranked second on the team and led the Titans tight ends with 52 receptions. His 479 receiving yards ranked third on the team and led the team's tight ends, and he had two touchdown receptions.

Okonkwo started 11 games in 2023 and finished the season with 54 receptions for 528 yards and one touchdown. He ranked second on the team in receptions and receiving yards.

During his rookie season, Okonkwo appeared in all 17 games with eight starts and totaled 32 receptions for 450 yards (14.1 avg.) and three touchdowns. His yardage total ranked second on the team. He also tied for fifth on the team with seven special teams tackles. He was named to the Pro Football Writers of America All-Rookie team.

Okonkwo's 450 receiving yards in 2022 established a new record for franchise rookie tight ends, surpassing **Ben Troupe's** 329 yards in 2004. Okonkwo tied **Chris Dressel** (32 receptions in 1983) for the third-best reception total among all Titans/Oilers rookie tight ends, trailing only **Bo Scaife** (37 in 2005) and Troupe (33 in 2004), and he became the second rookie tight end in franchise history with at least three touchdown catches, joining Dressel (four in 1983).

The Powder Springs, Ga., native appeared in 37 games with 20 starts over four seasons (2018-21) at Maryland and caught 77 passes for 717 yards and eight touchdowns. He added three carries for 72 yards and three touchdowns, including a career-long rush of 54 yards.

As a senior in 2021, he started all 13 games and posted career-high marks with 52 catches for 447 yards and a team-leading five touchdowns. His 52 receptions ranked second in Terrapins history for a single season by a tight end, behind only Wycheck (58 in 1990). Okonkwo's 447 receiving yards were the most by a Terps tight end in a season since **Vernon Davis** (871 in 2005).

He sat out the 2020 season with myocarditis due to COVID-19. Prior to then, he saw action in 12 games (four starts) as a freshman and 12 games (three starts) as a sophomore.

2025 Game Notes:

➢ **At Denver (9/7),** started and totaled three receptions for 19 yards. Converted a third-and-13 with a 14-yard grab in the third quarter.

➢ **Against the L.A. Rams (9/14),** totaled 35 yards on four receptions, which tied for the team lead. He recorded a 14-yard catch in the first quarter. Surpassed the 1,500-yard receiving mark for his career (1,511).

➢ **Against Indianapolis (9/21),** led the offense with five receptions and 66 receiving yards. In the first quarter, he picked up 22 yards on a reception, and he added a 17-yard catch in the third quarter. It was his eighth career game with five or more receptions and his sixth career game with at least 60 receiving yards. Reached 150 career receptions, becoming the sixth tight end in franchise history to hit the mark.

➢ **At Houston (9/28),** recorded a four-yard catch.

➢ **At Arizona (10/5),** posted four receptions for 48 yards, including a 16-yarder during the game-winning drive in the fourth quarter.

➢ **At Las Vegas (10/12),** produced 46 yards on a team-high six receptions. It was his fifth career game with six or more catches. In the fourth quarter, he converted a fourth-and-15 with a 20-yard grab.

➢ **At Indianapolis (10/26),** totaled 53 yards on four receptions, including a 23-yard reception in the third quarter.

➢ **Against the L.A. Chargers (11/2),** contributed two receptions for 10 yards.

➢ **Against Houston (11/16),** led the offense with 56 receiving yards on three catches. In the first quarter, he hauled in a 16-yard pass. Late in the fourth quarter, he helped set up a game-tying touchdown with a 39-yard grab. It tied for the fifth-longest catch of his career.

➢ **Against Seattle (11/23),** totaled 40 yards on three receptions, including a 26-yard catch in the third quarter.

➢ **Against Jacksonville (11/30),** led the offense with 29 receiving yards on four receptions. During the contest, he became the franchise's fourth player to begin his NFL career with four consecutive seasons in which he posted at least 30 receptions and 400 receiving yards, joining wide receivers Ernest Givins (nine straight seasons), Charlie Hennigan (six) and Kendall Wright (four).

➢ **At Cleveland (12/7),** totaled 20 yards on a pair of receptions. By increasing his career total to 179 receptions, he surpassed Erron Kinney (178) for fifth place in franchise history in career receptions among tight ends, trailing only Frank Wycheck (482), Delanie Walker (381), Bo Scaife (251) and Alvin Reed (199).

➢ **At San Francisco (12/14),** tied for the team lead with four receptions for 33 yards. On consecutive snaps in the second quarter, he recorded catches of 17 yards and 10 yards. He secured his fourth consecutive season with at least 450 receiving yards, joining Frank Wycheck (seven consecutive seasons) and Delanie Walker (five) as the only tight ends in franchise history to do so. By increasing his career total to 1,916 receiving yards, he exceeded Mike Barber's total (1,886) for seventh place in franchise history among tight ends.

Okonkwo's Career Regular Season Statistics:

Year	Team	GP	GS	Rec	Yds	Avg	Lg	TD
2022	Ten	17	8	32	450	14.1	48	3
2023	Ten	17	11	54	528	9.8	39	1
2024	Ten	17	11	52	479	9.2	70t	2
2025	Ten	14	10	45	459	10.2	39	0
Totals		**65**	**40**	**183**	**1,916**	**10.5**	**70t**	**6**

Okonkwo's Regular Season Single-Game Highs:
Receptions - 9 at Indianapolis (12/22/24)
Receiving Yards - 81 at Indianapolis (12/22/24)
Long Reception - 70t at Houston (11/24/24)
Receiving Touchdowns - 1 (Six times, last at Houston, 11/24/24)

FRANCHISE TIGHT END LEADERS

Chig Okonkwo is in the top 10 in franchise history among tight ends in both receptions and receiving yards. **Frank Wycheck** (482 receptions for 4,958 yards) is the organization's all-time leading receiver among tight ends.

Most career receptions by a tight end in franchise history:

	Tight End	Seasons	Receptions
1.	Frank Wycheck	1995-2003	482
2.	Delanie Walker	2013-2019	381
3.	Bo Scaife	2005-2010	251
4.	Alvin Reed	1967-1972	199
5.	**Chig Okonkwo**	**2022-2025**	**183**
6.	Erron Kinney	2000-2005	178
7.	Willard Dewveall	1961-1964	141
8.	Mike Barber	1976-1981	140
9.	Jared Cook	2009-2012	131
10.	Bob McLeod	1961-1966	126

Most career receiving yards by a tight end in franchise history:

Tight End		Seasons	Rec Yards
1.	Frank Wycheck	1995-2003	4,958
2.	Delanie Walker	2013-2019	4,423
3.	Alvin Reed	1967-1972	2,818
4.	Bo Scaife	2005-2010	2,383
5.	Willard Dewveall	1961-1964	2,080
6.	Bob McLeod	1961-1966	1,926
7.	**Chig Okonkwo**	**2022-2025**	**1,916**
8.	Mike Barber	1976-1981	1,886
9.	Dave Casper	1980-1983	1,750
	Erron Kinney	2000-2005	1,750

THE 2022 TIGHT END DRAFT CLASS

Chig Okonkwo was selected by the Titans in the fourth round of the 2022 NFL Draft with the 143rd overall pick. He was the 10th tight end selected in the draft. Among the 19 tight ends in his class, the former Maryland Terrapin ranked second from 2022 to 2024 with 1,457 career receiving yards, trailing only Arizona's **Trey McBride** (2,236). Okonkwo's 138 receptions ranked fourth in the group, and his 66 receptions for first downs tied for third.

Most receiving yards by a member of the 2022 tight end draft class through the 2024 season:

Player		Team	Round (Overall)	Rec	Yards	Avg	TD	Rec 1st Downs
1.	Trey McBride	Arizona	2 (55)	221	2,236	10.1	6	117
2.	**Chig Okonkwo**	**Tennessee**	**4 (143)**	**138**	**1,457**	**10.6**	**6**	**66**
3.	Cade Otton	Tampa Bay	4 (106)	148	1,446	9.8	10	72
4.	Jake Ferguson	Dallas	4 (129)	149	1,429	9.6	7	66
5.	Isaiah Likely	Baltimore	4 (139)	108	1,261	11.7	14	59
6.	Daniel Bellinger	New York	4 (112)	69	648	9.4	2	28
7.	Greg Dulcich	New York	3 (80)	41	464	11.3	2	20
8.	Grant Calcaterra	Philadelphia	6 (198)	33	418	12.7	1	21
9.	Connor Heyward	Pittsburgh	6 (208)	41	358	8.7	2	17
10.	Jelani Woods	Indianapolis	3 (73)	25	312	12.5	3	16

ADDITIONAL TITANS TIGHT ENDS

88 - TE DAVID MARTIN-ROBINSON
6-3, 247, 2nd Year/2nd with Titans, Temple

- David Martin-Robinson was signed by the Titans as an undrafted free agent on May 10, 2024.
- In 2024, he appeared in five games with two starts as an undrafted rookie. He caught one pass for six yards.
- He spent six seasons at Temple (2018-23), during which time he appeared in 47 games. His career totals included 94 receptions for 1,177 yards and six touchdowns for the Owls. He became the third Temple tight end to eclipse 1,000 career receiving yards and the first tight end in school history to have 90 career receptions.
- As a graduate in 2023, he appeared in all 12 games, totaling 40 receptions for 537 yards and four touchdowns. He earned second team All-AAC after leading the team in receptions and tying for the lead in receiving scores.
- He is a native of Landisville, Pa.

2025 Game Notes:
- **At Las Vegas (10/12),** logged his second consecutive start and scored his first career touchdown on a one-yard pass from Cam Ward in the fourth quarter.

TITANS WIDE RECEIVERS

No.	Name	Ht	Wt	Exp	College
5	Ayomanor, Elic	6-2	206	R	Stanford
17	Dike, Chimere	6-1	196	R	Florida
11	Jefferson, Van	6-1	200	6	Florida
12	Kinsey, Mason	5-11	200	3	Berry College
80	Oliver, Bryce (IR)	6-1	214	2	Youngstown State
13	Proche II, James	5-11	193	6	Southern Methodist
0	Ridley, Calvin (IR)	6-1	190	7	Alabama

#5 • WR ELIC AYOMANOR

6-2, 206, Rookie, Stanford
Click for complete bio

Wide receiver **Elic Ayomanor** was selected by the Titans in the fourth round (136th overall) of the 2025 NFL Draft.

Ayomanor attended Stanford from 2022 to 2024. He saw action in his final two seasons there, appearing in 24 games with 23 starts. He led the Cardinal in receptions and receiving yards in both campaigns, totaling 125 receptions for 1,844 yards and 12 touchdowns in that span.

In 2024, he started all 12 games and was named second team All-ACC from the coaches after leading all Stanford receivers with 63 receptions for 831 yards. He recorded six receiving touchdowns, tied for the most by a Cardinal wideout, and he was the Cardinal's leading receiver in seven of the 12 games. In the ACC, he finished seventh in receptions and tied for ninth in receiving touchdowns. He was honors with the team's Tommy Vardell Award, given to an academic junior or senior who best epitomizes excellence in both academics and athletics, as well as Stanford's Deswarte-Eller Award, presented to the team's most outstanding sophomore player.

As a redshirt freshman in 2023, he appeared in all 12 games, making starts at wide receiver in the final 11 games. He paced the Stanford offense with 62 receptions for 1,013 yards and six touchdowns and was named the team's Irving S. Zeimer Award recipient, given to the team's offensive most valuable player. He ranked seventh in the Pac-12 in receiving yards and yards per catch (16.3), while ranking fifth in yards per game (84.4).

In a game at Colorado (Oct. 13), he amassed career highs with 13 catches for 294 yards and three receiving scores, setting the Stanford program record for receiving yards in a game.

A native of Medicine Hat, Alberta, Canada, he spent his initial year of high school in Canada before one year at The Peddie School (Hightstown, N.J.) and two years at Deerfield (Mass.) Academy.

2025 Game Notes:
- **At Denver (9/7),** started at wide receiver in his NFL debut. Totaled 13

yards on a pair of receptions.

➢ **Against the L.A. Rams (9/14),** totaled 56 yards on four receptions, which tied for the team lead and included a touchdown. In the second quarter, he made a one-handed, 23-yard catch along the sideline, and three plays later, he scored his first career touchdown on a nine-yard pass from Cam Ward.

➢ **Against Indianapolis (9/21),** caught four passes for 38 yards and a touchdown. In the fourth quarter, he scored a touchdown with an eight-yard grab on fourth-and-goal. It marked his second consecutive week with a touchdown reception. He became the first Titans rookie with a touchdown catch in consecutive games since A.J. Brown (Weeks 14-15) in 2019.

➢ **At Houston (9/28),** recorded a team-high 44 receiving yards on a pair of receptions. In the first quarter, he hauled in a 33-yard pass to notch his longest career reception to date. He became the team's first player with at least two receptions in each of the first four games of his rookie season since Tajae Sharpe (first five games) in 2016. He also became the team's fourth player since 1999 with 12 or more receptions in the team's first four games of his rookie season, joining Kendall Wright (18 in 2012), Kenny Britt (17 in 2009) and Tajae Sharpe (16 in 2016).

➢ **At Arizona (10/5),** caught two passes for 18 yards. He became the team's first rookie since Tajae Sharpe (2016) to record at least two receptions in each of the first five games of his rookie season.

➢ **At Las Vegas (10/12),** caught three passes for 27 yards.

➢ **Against New England (10/19),** posted a pair of catches for 29 yards, including a 20-yard reception in the first quarter.

➢ **At Indianapolis (10/26),** totaled 52 yards on four receptions, logging his eighth consecutive game to begin his career with at least two receptions, joining Tetairoa McMillan and Emeka Egbuka as the NFL's only rookie wide receivers to accomplish the feat in 2025. He caught a 26-yard pass from Cam Ward in the second quarter.

➢ **Against the L.A. Chargers (11/2),** led the team with 46 receiving yards on three catches (tied for team lead). He converted a third-and-seven with a 29-yard reception in the third quarter.

➢ **Against Houston (11/16),** caught two passes for 11 yards. He logged his 10th consecutive game with at least two receptions to begin his career.

➢ **Against Jacksonville (11/30),** recorded a five-yard catch.

➢ **At Cleveland (12/7),** scored his third touchdown of the season on a 14-yard pass from Cam Ward in the first quarter.

➢ **At San Francisco (12/14),** caught a 17-yard pass in the first quarter.

Ayomanor's 2025 Regular Season Statistics:

Year	Team	GP	GS	Rec	Yds	Avg	Lg	TD
2025	Ten	13	12	31	370	11.9	33	3

Ayomanor's College Statistics:

Year	Team	GP	GS	Rec	Yds	Avg	Lg	TD
2023	Stanford	12	11	62	1,013	16.3	97t	6
2024	Stanford	12	12	63	831	13.2	`60	6
Totals		**24**	**23**	**125**	**1,844**	**14.8**	**97t**	**12**

2025 ROOKIE RECEIVING

The Titans had three fourth-round draft picks in 2025: wide receiver **Chimere Dike** (103rd overall), tight end **Gunnar Helm** (120th overall) and wide receiver **Elic Ayomanor** (136th overall). All three players rank among the rookie NFL leaders in receptions and receiving yards.

Rookie receiving yardage leaders in 2025:

	Player	Pos	Team	Draft Round	Rec Yards
1.	Emeka Egbuka	WR	Tampa Bay Buccaneers	1	870
2.	Tetairoa McMillan	WR	Carolina Panthers	1	851
3.	Tyler Warren	TE	Indianapolis Colts	1	718
4.	Harold Fannin Jr.	TE	Cleveland Browns	3	667
5.	Oronde Gadsden II	TE	Los Angeles Chargers	5	602
6.	Colston Loveland	TE	Chicago Bears	1	498
7.	Luther Burden III	WR	Chicago Bears	2	479
8.	Jayden Higgins	WR	Houston Texans	2	397
9.	**Elic Ayomanor**	**WR**	**Tennessee Titans**	**4**	**370**
10.	Mason Taylor	TE	New York Jets	2	369
11.	**Gunnar Helm**	**TE**	**Tennessee Titans**	**4**	**347**
12.	Matthew Golden	WR	Green Bay Packers	1	341
13.	Pat Bryant	WR	Denver Broncos	3	305
14.	**Chimere Dike**	**WR**	**Tennessee Titans**	**4**	**301**

Rookie reception leaders in 2025:

	Player	Pos	Team	Draft Round	Receptions
1.	Harold Fannin Jr.	TE	Cleveland Browns	3	66
2.	Tyler Warren	TE	Indianapolis Colts	1	63
3.	Tetairoa McMillan	WR	Carolina Panthers	1	59
4.	Emeka Egbuka	WR	Tampa Bay Buccaneers	1	58
5.	Ashton Jeanty	RB	Las Vegas Raiders	1	49
6.	Mason Taylor	TE	New York Jets	2	44
7.	Oronde Gadsden II	TE	Los Angeles Chargers	5	43
8.	**Gunnar Helm**	**TE**	**Tennessee Titans**	**4**	**41**
9.	Colston Loveland	TE	Chicago Bears	1	39
10.	**Chimere Dike**	**WR**	**Tennessee Titans**	**4**	**38**
11.	RJ Harvey	RB	Denver Broncos	2	37
12.	Jayden Higgins	WR	Houston Texans	2	36
	Luther Burden III	WR	Chicago Bears	2	36
14.	TreVeyon Henderson	RB	New England Patriots	2	34
15.	**Elic Ayomanor**	**WR**	**Tennessee Titans**	**4**	**31**

#17 • WR CHIMERE DIKE

6-1, 196, Rookie, Florida
Click for complete bio

Wide receiver **Chimere Dike** was selected by the Titans in the fourth round (103rd overall) of the 2025 NFL Draft.

The Waukesha, Wis., native played four seasons (2020-23) at Wisconsin before transferring to Florida for his final season (2024). In five total seasons, he appeared in 57 games with 42 starts and tallied 139 receptions for 2,261 yards and 11 touchdowns. He added 14 rushing attempts for 99 yards and one touchdown, and additionally, he recorded 26 punt returns for 300 yards and 20 kickoff returns for 472 yards.

In 2024, Dike was named a team captain for the Gators during his first and only season with the team. He led the team in catches (42) and ranked second with a career-high in receiving yards (783) and touchdown catches (two). In SEC play, he averaged a league-leading 16.5 yards per punt return. He was one of 23 players in the FBS to contribute four punt returns of 20-plus yards.

In Dike's final season at Wisconsin, he started in 11 games and finished with 19 receptions for 328 yards and one touchdown. He added 12 punt returns for 108 yards and 11 kickoff returns for 249 yards.

As a junior in 2022, he started all 13 games for the Badgers and led the team with 47 catches, 689 receiving yards and six touchdown catches. His six scores tied for seventh in the Big Ten and were the most for a Badger wide receiver since 2019.

2025 Game Notes:

➢ **At Denver (9/7),** made his NFL debut. Totaled 144 yards with a 36.0-yard average on four kickoff returns and added a 12-yard punt return. Gained nine yards on his first NFL rushing attempt in the second quarter. Recorded a 71-yard kickoff return in the second quarter to set up a Titans field goal. It was the Titans' longest kickoff return since Darius Jennings returned a kickoff 94 yards for a touchdown on Sept. 9, 2018 at Miami. His 71-yard kickoff return was the longest by a Titans rookie since Marc Mariani's 73-yarder at Dallas on Oct. 10, 2010. His 144 kickoff return yards made up the highest single-game total for a Titans player since Darrynton Evans (145) on Dec. 27, 2020 at Green Bay.

➢ **Against the L.A. Rams (9/14),** totaled 37 yards on two punt returns, including a 21-yard long. He also returned five kickoffs for 83 yards (16.6 avg.), caught two passes resulting in a net loss of one yard, and added nine rushing yards on two attempts.

➢ **Against Indianapolis (9/21),** registered his first NFL start at wide receiver. He totaled 162 kickoff return yards on six attempts (27.0 average), accumulating the most kickoff return yards in a game by a Titans player since Leon Washington's 209 kickoff return yards at Denver on Dec. 8, 2013. His 35-yard kickoff return in the first quarter helped set up a field goal. Also totaled three yards on two rushing attempts and two yards on three receptions.

➢ **At Houston (9/28),** returned six kickoffs for a 23.5-yard average (long of 29). He became the NFL's first rookie since Chad Morton of the New Orleans Saints in 2000 with at least four kickoff returns in each of the first four games of his rookie season.

➢ **At Arizona (10/5),** contributed two receptions for 17 yards, three punt returns for 33 yards, and four kickoff returns for 136 yards. He provided a spark with a 65-yard kickoff return in the second quarter—the second-longest kickoff return of his rookie season (71 at Denver on Sept. 7). It gave him two of the NFL's top five longest kickoff returns to date in 2025. His 71-yarder against Denver was the second longest of the season and his 65-yard return ranked fourth.

➢ **At Las Vegas (10/12),** totaled 66 yards on three kickoff returns and eight yards on a pair of receptions.

➢ **Against New England (10/19),** totaled four receptions for 70 yards and a touchdown. He added a 15-yard punt return and 84 yards on three kickoff returns (28.0 avg.). In the first quarter, he posted four receptions for 70 yards in the first quarter. His 70 receiving yards in the first quarter were the most by a Titans rookie in the first quarter of a game since Justin McCareins had 70 in the first quarter against Tampa Bay on Oct. 14, 2001. His first career touchdown came on a 38-yard pass from Cam Ward after he set up the scoring drive with a 29-yard kickoff return to the New England 41-yard line. In the first seven games of 2025, he totaled 1,025 combined total yards (scrimmage yards + return yards) to join two previous players in the team's "Titans era" (1999 to present) to reach 1,000 combined yards in the team's first seven games of a season: Derrick Mason in 2000 (1,221 yards in the first seven games) and Derrick Henry in 2021 (1,023). In the same span, only three previous NFL rookies reached 1,000 combined yards in the first seven games of a season: Adrian Peterson (1,251 in 2007), Percy Harvin (1,007 in 2009) and Kareem Hunt (1,002 in 2017). His 1,025 combined yards were the most in the NFL in a team's first seven games since Alvin Kamara had 1,031 in the first seven games of the New Orleans Saints' 2020 campaign.

➢ **At Indianapolis (10/26),** led the team with seven receptions and 93 receiving yards and added 175 yards on seven kickoff returns (25.0 avg.). His 93 receiving yards were the most by a Titans rookie since Treylon Burks' 111 at Green Bay on Nov. 17, 2022. Dike became the first rookie for the Titans to register back-to-back games with at least 70 yards receiving since Burks in Week 11-12 of the 2022 season. His 269 all-purpose yards at Indianapolis were the most in any NFL game in 2025 through Sunday, Oct. 26, and the total ranked third for the Titans since the beginning of the 1999 season behind only Derrick Mason's 302 all-purpose yards against Buffalo on Dec. 14, 2003 and Chris Johnson's 284 against Houston on Sept. 20, 2009. His 175 kickoff return yards were the most in a game by a Titans player since Leon Washington had 209 against Denver on Dec. 8, 2013. At the conclusion of the game, his 1,294 all-purpose yards in 2025 were the most for the Titans through eight games since Derrick Mason's 1,382 in 2000, and Dike had the most by any NFL player through eight games since New Orleans Saints running back Darren Sproles had 1,331 in 2011.

➢ **Against the L.A. Chargers (11/2),** totaled 220 all-purpose yards, including three punt returns for 98 yards, four kickoff returns for 117 yards and one reception for five yards. In the first quarter, he returned a punt 67 yards for a touchdown—the team's first punt return touchdown since Darius Reynaud had two against Jacksonville on Dec. 30, 2012 and the team's first special teams return score (punt or kickoff) since A.J. Brown's kickoff return touchdown at Indianapolis on Nov. 29, 2020. His 98 yards on three punt returns made up the highest punt return yardage total in a game by a Titans player since Reynaud's franchise-record 160 vs. Jacksonville on Dec. 30, 2012. He was the first Titans rookie in the team's "Titans era" (1999 to present) to log multiple games with at least 200 all-purpose yards, while becoming the NFL's first rookie to do so since Cincinnati's Ja'Marr Chase in 2021. Dike joined Pacman Jones (1,127 in 2005) and Marc Mariani (1,530 in 2010) as the only rookies in franchise history to reach 1,000 kickoff return yards in a season (1,108), and he also secured the ninth overall individual season in franchise history with 1,000 kickoff return yards.

➢ **Against Houston (11/16),** caught two passes for 14 yards before exiting the contest in the second quarter with an injury.

➢ **Against Seattle (11/23),** caught five passes for 44 yards and a touchdown to go along with a 90-yard punt return for a touchdown, and he added 98 yards on five kickoff returns to give him 232 all-purpose yards—his second-highest total through 11 career games. It was his third time in a four-game span exceeding 200 all-purpose yards. In the third quarter, he returned a Michael Dickson punt 90 yards for a touchdown, and in doing so, he tied Pacman Jones' record (90-yard touchdown at Philadelphia on Nov. 19, 2006) for the longest punt return in franchise history. In the fourth quarter, he scored on a one-yard touchdown pass from Cam Ward. In doing so, he joined Billy "White Shoes" Johnson (Oct. 26, 1975 vs. Detroit) and Justin McCareins (Nov. 23, 2003 at Atlanta) as the only players in franchise history to record a punt return for a touchdown and a receiving touchdown in the same game. Dike became the first Titans player to return two punts for touchdowns in a season since Darius Reynaud did so in 2012, and Dike became the second NFL player in 2025, along with Jacksonville's Parker Washington, to return two punts for touchdowns. Only six previous rookies since 2000 recorded at least two punt return touchdowns: Patrick Peterson (four), Devin Hester (three), Jamal Agnew (two), Tyreek Hill (two), Dez Bryant (two) and B.J. Sams (two). Dike's highlights also included a 25-yard reception to convert a third-and-three in the first quarter. He finished the contest with 1,760 all-purpose yards in 2025 to join Derrick Mason (1,963 yards in the first 11 games of 2000) as the franchise's only players since the 1970 AFL-NFL merger with 1,700 all-purpose yards in the team's first 11 games of a season.

➢ **Against Jacksonville (11/30),** returned five punts for 76 yards and three kickoffs for 76 yards, in addition to an eight-yard reception. In the fourth quarter, he returned a Logan Cooke punt 47 yards. It was his third punt return of his rookie season of at least 47 yards. With a league-leading 1,921 all-purpose yards through 12 games, he joined Derrick Mason as the franchise's only players since the 1970 AFL-NFL merger with 1,900 all-purpose yards in the team's first 12 games of a season. Mason had 2,103 yards in the first 12 games of 2000. With 1,282 kickoff return yards through 12 games, he surpassed Darius Reynaud (1,240 in 2012) for the third-highest single-season total in franchise history, trailing only Bobby Jancik (1,317 in 1963) and Marc Mariani (1,530 in 2010).

➢ **At Cleveland (12/7),** registered a team-high five receptions for 24 yards and one touchdown, and he returned the opening kickoff 41 yards. In the fourth quarter, he scored on a five-yard pass from Cam Ward for the third touchdown reception of his rookie season. He established a new franchise rookie record in all-purpose yards, surpassing Jerry LeVias' 1,946 all-purpose yards as a rookie in 1969. He also moved past Bobby Jancik (1,317 in 1963) for the second-highest single-season kickoff return total in franchise history, trailing only Marc Mariani (1,530 in 2010). Dike and Jacksonville's Parker Washington became the NFL's first players with at least two punt return touchdowns and three touchdown receptions in a season since Kansas City's Tyreek Hill (two punt return touchdowns and six receiving touchdowns) in 2016. Dike, Hill and Dez Bryant (two punt return touchdowns and six receiving touchdowns in 2010) were the only previous rookies to accomplish the feat since the start of the 2000 campaign.

➢ **At San Francisco (12/14),** caught four passes for 17 yards and added 90 kickoff return yards on four attempts. He secured the sixth season in franchise history with 2,000 all-purpose yards, joining Derrick Mason in 2000 (2,690), Chris Johnson in 2009 (2,509), Derrick Henry in 2020 (2,141), Billy Cannon in 1961 (2,043) and Mason in 2001 (2,004). He moved into second place in franchise history with 1,413 kickoff return yards, behind only Marc Mariani's 1,530 in 2010.

Dike's 2025 Regular Season Receiving Statistics:

Year	Team	GP	GS	Rec	Yds	Avg	Lg	TD

2025	Ten	14	7	38	301	7.9	38t	3

Dike's 2025 Regular Season Return Statistics:

Year	Team	PR	FC	Yds	Avg	Lg	TD	KR	Yds	Avg	Lg	TD
2025	Ten	18	23	359	19.9	90t	2	55	1,413	25.7	71	0

Dike's College Receiving Statistics:

Year	Team	GP	GS	Rec	Yds	Avg	Lg	TD
2020	Wisconsin	7	6	12	189	15.8	49	1
2021	Wisconsin	13	1	19	272	14.3	36	1
2022	Wisconsin	13	13	47	689	14.7	74	6
2023	Wisconsin	11	11	19	328	17.3	41	1
2024	Florida	13	11	42	783	18.6	44	2
Totals		**57**	**42**	**139**	**2,261**	**16.3**	**74**	**11**

Dike's College Punt/Kickoff Return Statistics:

Year	Team	PR	Yds	Avg	Lg	TD	KR	Yds	Avg	Lg	TD
2020	Wis	0	0	-	-	0	0	0	-	-	0
2021	Wis	0	0	-	-	0	4	77	19.3	22	0
2022	Wis	0	0	-	-	0	5	146	29.2	53	0
2023	Wis	12	113	9.4	35	0	11	249	22.6	39	0
2024	Fla	14	187	13.4	35	0	0	0	-	-	0
Totals		**26**	**300**	**11.5**	**35**	**0**	**20**	**472**	**23.6**	**53**	**0**

FRANCHISE RETURN RECORDS

With time remaining in his rookie season, **Chimere Dike** is already among the single-season leaders in multiple return categories.

Most punt return touchdowns in a season, franchise history:

	Player	Season	PR	Yards	Avg	Lg	TD
1.	Billy Johnson	1975	40	612	15.3	83t	3
	Pacman Jones	2006	34	440	12.9	90t	3
3.	**Chimere Dike**	**2025**	**18**	**359**	**19.9**	**90t**	**2**
	Billy Johnson	1977	35	539	15.4	87t	2
	Darius Reynaud	2012	31	410	13.2	81t	2
6.	(several tied)	-	-	-	-	-	1

Longest punt return, franchise history:

	Player	Date	Opponent	Yards	TD
1.	**Chimere Dike**	**11/23/25**	**Seattle**	**90**	**TD**
	Pacman Jones	11/19/06	at Philadelphia	90	TD
3.	Marc Mariani	11/21/10	Washington	87	TD
	Billy Johnson	10/16/77	Cleveland	87	TD
5.	Billy Johnson	11/16/75	Miami	83	TD

Most kickoff return yards in a season, franchise history:

	Player	Season	KR	Yards	Avg	Lg	TD
1.	Marc Mariani	2010	60	1,530	25.5	98t	1
2.	**Chimere Dike**	**2025**	**55**	**1,413**	**25.7**	**71**	**0**
3.	Bobby Jancik	1963	45	1,317	29.3	53	0
4.	Darius Reynaud	2012	53	1,240	23.4	105t	1
5.	Mel Gray	1996	50	1,224	24.5	88	0

NFL LEADERS IN ALL-PURPOSE YARDS

Titans rookie wide receiver/returner **Chimere Dike** leads the NFL in all-purpose yards in 2025. All-purpose yardage includes all yards from scrimmage and returns.

Most all-purpose yards in 2025:

			Yards ...				
	Player	Team	Rush	Rec	KR	PR	Total
1.	**Chimere Dike**	**TEN**	**11**	**301**	**1,413**	**359**	**2,084**
2.	Bijan Robinson	ATL	1,174	684	-	-	1,858
3.	Jonathan Taylor	IND	1,443	318	-	-	1,761
4.	KaVontae Turpin	DAL	69	296	1,336	55	1,756
5.	Christian McCaffrey	SF	922	820	-	-	1,742
6.	Myles Price	MIN	-	-	1,405	286	1,691
7.	James Cook	BUF	1,415	271	-	-	1,686
8.	De'Von Achane	MIA	1,186	450	-	-	1,636
9.	Jahmyr Gibbs	DET	1,100	494	-	-	1,594
10.	Jaxon Smith-Njigba	SEA	36	1,541	-	-	1,577

ALL-PURPOSE YARDS, FRANCHISE HISTORY

Titans rookie wide receiver/returner **Chimere Dike** is the franchise's all-time leader in all-purpose yards by a rookie. Former Oilers wide receiver **Jerry LeVias** previously held the franchise rookie record with 1,946 all-purpose yards in 1969.

Most all-purpose yards by a rookie, franchise history:

				Yards ...				
	Player	Pos	Year	Rush	Rec	KR	PR	Total
1.	**Chimere Dike**	**WR**	**2025**	**11**	**301**	**1,413**	**359**	**2,084**
2.	Jerry LeVias	WR	1969	18	696	940	292	1,946
3.	Marc Mariani	WR	2010	0	0	1,530	329	1,859
4.	Billy Johnson	WR	1974	82	388	785	409	1,664
5.	Eddie George	RB	1996	1,368	182	0	0	1,550
6.	Chris Johnson	RB	2008	1,228	260	17	0	1,505
7.	Earl Campbell	RB	1978	1,450	48	0	0	1,498
8.	Bill Groman	WR	1960	0	1,473	0	0	1,473
9.	Sid Blanks	RB	1964	756	497	207	0	1,460
10.	Adam Jones	CB	2005	0	0	1,127	272	1,399

Among all players in franchise annals, Dike is among the top four in all-purpose yards in a season.

Most all-purpose yards by any player, franchise history:

				Yards ...				
	Player	Pos	Year	Rush	Rec	KR	PR	Total
1.	Derrick Mason	WR	2000	1	895	1,132	662	2,690
2.	Chris Johnson	RB	2009	2,006	503	0	0	2,509
3.	Derrick Henry	RB	2020	2,027	114	0	0	2,141
4.	**Chimere Dike**	**WR**	**2025**	**11**	**301**	**1,413**	**359**	**2,084**
5.	Billy Cannon	RB	1961	948	586	439	70	2,043
6.	Derrick Mason	WR	2001	0	1,128	748	128	2,004
7.	Earl Campbell	RB	1980	1,934	47	0	0	1,981
8.	Eddie George	RB	2000	1,509	453	0	0	1,962
9.	Jerry LeVias	WR	1969	18	696	940	292	1,946
10.	Derrick Henry	RB	2022	1,538	398	0	0	1,936

NFL LEADERS IN PUNT RETURN AVERAGE

Titans rookie wide receiver/returner **Chimere Dike** is currently ranked at the top of the NFL in punt return average in 2025.

The Titans/Oilers record for punt return average in a season is 15.4 yards per return by **Billy "White Shoes" Johnson** in 1977.

NFL leaders in punt return average in 2025:

Player	Team	PR	Yards	Avg	Lg	TD
1. Chimere Dike	**TEN**	**18**	**359**	**19.9**	**90**	**2**
2. Marcus Jones	NE	21	363	17.3	94	2
3. Parker Washington	JAX	19	323	17.0	87	2
4. Marvin Mims Jr.	DEN	24	394	16.4	70	1
5. Jaylin Lane	WAS	22	314	14.3	90	2
6. Isaiah Williams	NYJ	28	396	14.1	78	2
7. Malik Washington	MIA	19	258	13.6	74	1
8. Rashid Shaheed	SEA	19	238	12.5	40	0
9. Skyy Moore	SF	22	272	12.4	66	0
10. Jaylin Noel	HOU	27	306	11.3	53	0

#11 • WR VAN JEFFERSON

6-1, 200, 6th Year/1st with Titans, Florida
Click for complete bio

Wide receiver **Van Jefferson** is in his sixth NFL season and his first campaign with the Titans in 2025. He was signed as an unrestricted free agent on March 14, 2025.

Jefferson has previously played for the Los Angeles Rams (2020-23), Atlanta Falcons (2023) and Pittsburgh Steelers (2024). In 78 games prior to his arrival in Tennessee, he totaled 137 receptions for 1,876 yards and 12 touchdowns.

As a member of the Steelers in 2024, he appeared in 17 games for the second consecutive season. He registered 24 catches for 276 yards and a pair of touchdowns.

His breakout season came in 2021 for the Rams, recording 50 receptions for 802 yards and six touchdowns while starting all 17 contests. His receiving and yardage totals ranked third on the team that would go on to win Super Bowl LVI. During the team's championship run, Jefferson started all four postseason games, tallying nine catches for 102 yards.

Jefferson entered the NFL as a second-round selection (57th overall) by the Rams in the 2020 NFL Draft. As a college player, he spent two seasons at Ole Miss before playing his final two years at the University of Florida. Over his four years of college, he posted 175 receptions for 2,159 yards and 16 touchdowns in 48 total games.

He is the son of former Titans wide receivers coach **Shawn Jefferson** and attended Ravenwood High School in Brentwood, Tenn.

2025 Game Notes:

➢ **At Denver (9/7),** made his Titans debut.

➢ **Against the L.A. Rams (9/14),** caught his first two passes as a member of the Titans for 10 total yards.

➢ **At Las Vegas (10/12),** led the offense with 75 receiving yards on four catches. He produced three receptions of 20-plus yards: a 20-yarder in the second quarter, a 23-yarder in the third quarter and another 23-yarder in the fourth quarter. It was his first career game with at least three receptions of 20-plus yards. His 75 receiving yards were his most in a game since he had 77 with the Los Angeles Rams at the Los Angeles Chargers in Week 17 of 2022.

➢ **Against New England (10/19),** logged his first start of the season and totaled 41 yards on four receptions. In the second quarter, he converted a third-and-three with a 15-yard reception and added a 12-yard grab on the following play. His second reception of the game helped him eclipse 2,000 career receiving yards (2,016).

➢ **At Indianapolis (10/26),** recorded a six-yard reception in the third quarter, which was the 150th catch of his career.

➢ **Against the L.A. Chargers (11/2),** caught a 21-yard pass in the first quarter.

➢ **Against Houston (11/16),** registered three catches for 22 yards and a touchdown. Late in the fourth quarter, he caught a four-yard touchdown pass to help tie the score at 13-13. It was his first touchdown in a Titans uniform and the 13th touchdown reception of his career.

➢ **Against Seattle (11/23),** tallied an 11-yard catch to convert a fourth-and-four during a fourth-quarter touchdown drive.

➢ **Against Jacksonville (11/30),** totaled 20 yards on three receptions.

➢ **At Cleveland (12/7),** contributed 17 yards on two receptions.

➢ **At San Francisco (12/14),** caught a 43-yard pass from Cam Ward in the fourth quarter to set up a Titans touchdown on the ensuing play. It was his longest reception of the season.

Jefferson's Career Regular Season Statistics:

Year	Team	GP	GS	Rec	Yds	Avg	Lg	TD
2020	LAR	16	0	19	220	11.6	31	1
2020	LAR	16	0	19	220	11.6	31	1
2021	LAR	17	17	50	802	16.0	79t	6
2022	LAR	11	9	24	369	15.4	39	3
2023	LAR/Atl	17	9	20	209	10.5	46	0
2024	Pit	17	12	24	276	11.5	43	2
2025	Ten	14	6	24	280	11.7	43	1
Totals		**92**	**53**	**161**	**2,156**	**13.4**	**79t**	**13**

Jefferson's Career Postseason Statistics:

Year	Team	GP	GS	Rec	Yds	Avg	Lg	TD
2020	LAR	2	1	6	46	7.7	16	1
2021	LAR	4	4	9	102	11.3	41	0
2024	Pit	1	1	2	37	18.5	30t	1
NFL Totals		**7**	**6**	**17**	**185**	**10.9**	**41**	**2**

Jefferson's Regular Season Single-Game Highs:
Receptions - 6 (Twice, last vs. Jacksonville, 12/5/21)
Receiving Yards - 93 at Green Bay (11/28/21)
Long Reception - 79t at Green Bay (11/28/21)
Touchdowns - 1 (13 times, last vs. Houston, 11/16/25)

Jefferson's Postseason Single-Game Highs:
Receptions - 6 at Green Bay (1/16/21)
Receiving Yards - 46 at Green Bay (1/16/21)
Long Reception - 41 vs. Arizona (1/17/22)
Touchdowns - 1 (Twice, last at Baltimore, 1/11/25)

#0 • WR CALVIN RIDLEY

6-1, 190, 7th Year/2nd with Titans, Alabama
Click for complete bio

Wide receiver **Calvin Ridley** is in his seventh NFL season and his second season with the Titans in 2025. He was signed by the Titans as an unrestricted free agent on March 15, 2024.

During the 2024 campaign, Ridley led the Titans offense with 64 receptions and 1,017 receiving yards and caught four touchdown passes. His 15.9-yard receiving average in 2024 ranked fifth in the NFL among qualifiers. Only Ridley and Philadelphia's **A.J. Brown** (67 receptions for 1,079 yards, 16.1 avg.) accumulated at least 60 receptions and 1,000 receiving yards with an average of at least 15.0 yards per catch. Ridley also rushed for 55 yards and a touchdown.

Ridley's 2024 season was his third career 1,000-yard receiving season (2020 and 2023), and it was the franchise's 12th 1,000-yard receiving season during its "Titans era" (1999 to present). He became the ninth player in NFL history to have at least one 1,000-yard receiving season with three different teams, joining **Brandin Cooks** (four teams), **Brandon Marshall** (four), **Amari Cooper** (three), **DeAndre Hopkins** (three), **Irving Fryar** (three), **Randy Moss** (three), **Terrell Owens** (three) and **Tony Martin** (three). Ridley became the first player in NFL history to secure his first three 1,000-yard receiving seasons with three different teams.

Prior to joining the Titans, Ridley appeared in 66 NFL games with 52 starts. He was originally drafted by the Atlanta Falcons with the 26th overall pick of the 2018 NFL Draft and was traded to the Jacksonville Jaguars in 2022. His statistical totals with the Falcons and Jaguars included 324 receptions for 4,358 yards and 36 touchdowns.

In 2023, Ridley started a career-high 17 games for the Jaguars and led the team with 1,016 yards and eight receiving touchdowns on 76 catches.

From 2018 through 2020, no member of the 2018 draft class had more receptions or touchdown catches than Ridley, who totaled 217 grabs and 26 scores for the Falcons during that span. His 3,061 receiving yards ranked second in his draft class behind only **DJ Moore's** 3,156. Ridley's 90 receptions and 1,374 yards in 2020 were career highs.

As a rookie in 2018, Ridley played in all 16 games and accumulated 64 receptions. He led all rookie receivers in the NFL with 821 receiving yards and a team-high 10 receiving touchdowns, including an NFL-rookie record six receiving scores in the team's first four games. He was named to the All-Rookie team by the Professional Football Writers of America.

A native of Fort Lauderdale, Fla., Ridley attended the University of Alabama, where he played in 44 games over three seasons (2015-17. He finished his career second in Crimson Tide history with 224 receptions and 19 receiving touchdowns. He also ranked third with 2,781 receiving yards, while totaling eight career 100-yard receiving games to tie for third in the Alabama record books.

2025 Game Notes:

- **At Denver (9/7),** registered a team-high four receptions for 27 yards.
- **Against the L.A. Rams (9/14),** tallied a team-high 57 receiving yards on three catches. He recorded a 26-yard reception in the first quarter and added a 21-yard catch in the second quarter.
- **Against Indianapolis (9/21),** tallied a 27-yard reception in the first quarter.
- **At Houston (9/28),** totaled 30 yards on a pair of receptions. He converted a third-and-six with a 22-yard catch in the second quarter. It was his 23rd reception of 20-plus yards since the start of the 2024 season, which tied for third in the NFL.
- **At Arizona (10/5),** led the team with five receptions for 131 yards, logging his 17th career 100-yard game. It was the sixth-highest receiving yardage total of his career. Late in the first quarter, he hauled in a 25-yard pass. In the second quarter, his 400th career reception resulted in a 13-yard gain to convert a third-and-four. In the fourth quarter, he caught a 47-yard pass to help set up a touchdown, and later, he helped set up the game-winning field goal with a 38-yard grab. His 93 receiving yards in the fourth quarter established a career high and were the most by a Titans player in the fourth quarter since Taywan Taylor's 104 receiving yards in the fourth quarter against the New York Jets on Dec. 2, 2018. Ridley's fourth-quarter total was the third-most in the NFL in 2025 (through Sunday, Oct. 5) behind the 98 receiving yards by Las Vegas' Tre Tucker (Sept. 21) and 95 by Buffalo's Keon Coleman (Sept. 7).
- **At Las Vegas (10/12),** converted a third-and-10 with an 18-yard reception in the first quarter before leaving the game with an injury.
- **Against Houston (11/16),** returned to the lineup after missing three games due to injury. He caught a 13-yard pass on the offense's first play before leaving the game with an injury.
- Placed on injured reserve on Nov. 18, 2025.

Ridley's Career Regular Season Statistics:

Year	Team	GP	GS	Rec	Yds	Avg	Lg	TD
2018	Atl	16	5	64	821	12.8	75t	10
2019	Atl	13	10	63	866	13.7	36	7
2020	Atl	15	15	90	1,374	15.3	63	9
2021	Atl	5	5	31	281	9.1	22	2
2022	Atl/Jax	0	0	0	0	-	0	0
2023	Jax	17	17	76	1,016	13.4	59t	8
2024	Ten	17	14	64	1,017	15.9	63	4
2025	Ten	7	6	17	303	17.8	47	0
Totals		**90**	**72**	**405**	**5,678**	**14.0**	**75t**	**40**

Ridley's Regular Season Single-Game Highs:
Receptions - 10 (Twice, last at Detroit, 10/27/24)
Receiving Yards - 163 vs. Tampa Bay (12/20/20)
Long Reception - 75t (Twice, last at Carolina, 12/23/18)
Touchdowns - 3 at New Orleans (9/23/18)

20-YARD RECEPTIONS IN 2024

Calvin Ridley's receiving totals in 2024 included 19 receptions that went at least 20 yards. He tied for the fifth-highest total in the NFL behind only **Justin Jefferson** (28), **Darnell Mooney** (21), **George Kittle** (21) and **DK Metcalf** (20).

Most receptions of at least 20 yards in 2024:

	Player	Team	20-Yard Receptions
1.	Justin Jefferson	Minnesota Vikings	28
2.	Darnell Mooney	Atlanta Falcons	21
	George Kittle	San Francisco 49ers	21
4.	DK Metcalf	Seattle Seahawks	20
5.	**Calvin Ridley**	**Tennessee Titans**	**19**
	Ja'Marr Chase	Cincinnati Bengals	19
	Zay Flowers	Baltimore Ravens	19
8.	Brian Thomas Jr.	Jacksonville Jaguars	18
9.	A.J. Brown	Philadelphia Eagles	17
	Courtland Sutton	Denver Broncos	17
	Amon-Ra St. Brown	Detroit Lions	17
	George Pickens	Pittsburgh Steelers	17

1,000 IN FIRST SEASON WITH THE TITANS

In 2024, **Calvin Ridley's** first campaign in Tennessee, he paced the club with 64 receptions and 1,017 receiving yards. He reached the 1,000-yard receiving mark for the third time in his career.

Ridley became the sixth player in franchise history to accomplish the feat in his first season with the franchise. He joined **Bill Groman**, **Drew Hill**, **Ernest Givins**, **A.J. Brown** and **DeAndre Hopkins**.

Titans/Oilers players with 1,000 receiving yards in their first season with the franchise:

	Player	Season	Receptions	Yards
1.	Bill Groman*	1960	72	1,473
2.	Drew Hill	1985	64	1,169
3.	Ernest Givins*	1986	61	1,062
4.	DeAndre Hopkins	2023	75	1,057
5.	A.J. Brown*	2019	52	1,051
6.	**Calvin Ridley**	**2024**	**64**	**1,017**

* Rookie

RIDLEY'S CAREER 100-YARD RECEIVING GAMES

Date	Opp	W/L	Rec.	Yds.	Avg.	Lg	TD
12/20/20	Tampa Bay	L	10	163	16.3	33	1
9/23/18	New Orleans	L	7	146	20.9	75t	3
10/27/24	at Detroit	L	10	143	14.3	47	0
11/17/19	at Carolina	W	8	143	17.9	36	1
10/11/20	Carolina	L	8	136	17	26	0
10/5/25	at Arizona	W	5	131	26.2	47	0
9/13/20	Seattle	L	9	130	14.4	22	2
12/27/20	at Kansas City	L	5	130	26	54	0
12/13/20	at LA Chargers	L	8	124	15.5	39t	1
10/8/23	at Buffalo	W	7	122	17.4	32	0
9/27/20	Chicago	L	5	110	22	63	0
9/20/20	at Dallas	L	7	109	15.6	25	2
12/6/20	New Orleans	L	5	108	21.6	31	0
1/7/24	at Tennessee	L	6	106	17.7	59t	1
9/15/19	Philadelphia	W	8	105	13.1	34t	1
11/19/23	Tennessee	W	7	103	14.7	34	2
9/10/23	at Indianapolis	W	8	101	12.6	29	1

RECEIVING AVERAGE IN 2024

During his first season in Tennessee, **Calvin Ridley** caught 64 passes for 1,017 yards, resulting in a career-best 15.9-yard receiving average. His average ranked fifth in the NFL among qualifiers.

Only Ridley and Philadelphia's **A.J. Brown** (67 receptions for 1,079 yards, 16.1 avg.) averaged at least 15.0 yards per catch while also tallying at least 60 receptions and 1,000 receiving yards.

Best receiving average in 2024*:

	Player	Team	Receptions	Yards	Average
1.	Alec Pierce	Indianapolis Colts	37	824	22.3
2.	Jameson Williams	Detroit Lions	58	1,001	17.3
3.	Rashod Bateman	Baltimore Ravens	45	756	16.8
4.	A.J. Brown	Philadelphia Eagles	67	1,079	16.1
5.	**Calvin Ridley**	**Tennessee Titans**	**64**	**1,017**	**15.9**
6.	Jayden Reed	Green Bay Packers	55	857	15.6
7.	Darnell Mooney	Atlanta Falcons	64	992	15.5
8.	George Pickens	Pittsburgh Steelers	59	900	15.3
9.	Calvin Austin III	Pittsburgh Steelers	36	548	15.2
10.	DK Metcalf	Seattle Seahawks	66	992	15.0
	Josh Palmer	Los Angeles Chargers	39	584	15.0

* Minimum two receptions per team game

1,000 REC YARDS WITH THREE TEAMS

Calvin Ridley has registered a 1,000-yard receiving season with three different NFL teams. He first hit the plateau as a member of the Atlanta Falcons in 2020 (1,374 yards), and in 2023, he hit 1,000 yards (1,016) while playing for the Jacksonville Jaguars. He posted 1,017 receiving yards for the Titans in 2024.

In NFL history, only eight players previously had a 1,000-yard receiving season with three different teams. **DeAndre Hopkins** was the most recent member to join the group after accomplishing the feat with the Titans in 2023.

Ridley became the first player in NFL history to secure his first three 1,000-yard receiving seasons with three different teams.

NFL players with 1,000-yard receiving seasons for three different teams, all-time:

Player	Number of Teams	Teams
Brandin Cooks	4	Houston, LA Rams, New England, New Orleans
Brandon Marshall	4	Chicago, Denver, Miami, NY Jets
Amari Cooper	3	Cleveland, Dallas, Oakland
DeAndre Hopkins	3	Houston, Tennessee, Arizona
Irving Fryar	3	Miami, New England, Philadelphia
Randy Moss	3	Oakland, Minnesota, New England
Terrell Owens	3	Dallas, Philadelphia, San Francisco
Tony Martin	3	Atlanta, Miami, San Diego
Calvin Ridley	**3**	**Atlanta, Jacksonville, Tennessee**

ADDITIONAL TITANS WIDE RECEIVERS

12 - WR MASON KINSEY

5-11, 200, 3rd NFL Season, Berry College

➢ Mason Kinsey initially signed with the Titans as a rookie free agent following the 2020 NFL Draft before spending time on the Patriots' practice squad and returning to Tennessee during the 2021 offseason.

➢ In 2024, he played in six games and returned six punts for 38 yards. He also tallied two receptions for 17 yards.

➢ In 2023, he played in six games and returned 11 punts for 100 total yards. Added a catch on offense for six yards.

➢ In 2022, he spent the entire season with the Titans on the practice squad. He appeared in two games, totaling one reception for three yards and two punt returns for no yards.

➢ A native of Demorest, Ga., he appeared in 43 games with 35 starts over four seasons at Berry College (2016-19). Totaled 203 receptions for 3,343 yards and 50 touchdowns, all of which rank first in program history. His career receiving yardage and touchdowns set Southern Athletic Association records.

2025 Game Notes:

➢ **Against Houston (11/16),** in the third quarter, he converted a third-and-six with a career-long 14-yard reception.

80 - WR BRYCE OLIVER

6-1, 214, 2nd Year/2nd with Titans, Youngstown State

➢ Bryce Oliver was signed by the Titans as a rookie free agent following the 2024 NFL Draft.

➢ In 2024, he appeared in 10 games with one start as a rookie. He totaled six receptions for 95 yards (15.8 avg.) and added three kickoff returns for 113 yards (37.7 avg.). He also registered five tackles on special teams, ranking sixth on the team and third among Titans rookies.

➢ Oliver appeared in 33 games over three seasons at Youngstown State (2021-23), where he caught 147 balls for 2,065 yards and 26 touchdowns.

➢ Transferred to Youngstown State after three seasons at Kentucky (2018-20), where he played in 20 games and compiled eight receptions for 125 yards and one score.

➢ He broke the YSU record for career receiving touchdowns (26) after having at least eight scores in each of his three seasons at the school.

➢ Attended Dillard (Fla.) High, where he was a dual-sport athlete, also playing basketball.

➢ Oliver is a native of Fort Lauderdale, Fla.

2025 Game Notes:

➢ Placed on injured reserve on Nov. 15, 2025.

13 - WR JAMES PROCHE II

5-11, 193, 6th Year/1st with Titans, Southern Methodist

➢ Signed with the Titans as an unrestricted free agent on March 26, 2025. He began the season on the practice squad before being promoted to the active roster on Nov. 18, 2025.

➢ Prior to signing in Tennessee, he appeared in 62 games with one start during his five-year (2020-2024) career, totaling 28 receptions for 299 yards. His return totals during the same time period included 68 punt returns for an 8.7-yard average (591 yards) and four kickoff returns for a 15.0-yard average (60 yards).

➢ He was originally drafted by the Baltimore Ravens in the sixth round of the 2020 NFL Draft. He spent his first three seasons with the team, recording 25 receptions for 278 yards and returning 27 punts for 222 yards.

➢ Spent the 2023 and 2024 seasons with the Cleveland Browns, recording three receptions for 21 yards and returning 41 punts for 369 yards.

➢ In four seasons (2016-19) at Southern Methodist University, he appeared in 50 games with 41 starts. His 301 receptions for 3,949 yards and 39 receiving touchdowns all set school records. He also set a program mark with 4,996 career all-purpose yards.

➢ He is a native of Dallas, Texas.

2025 Game Notes:

➢ **Against Seattle (11/23),** totaled 42 yards on three receptions. His first reception with the Titans was a 23-yarder to convert a third-and-nine in the second quarter.

➢ **At San Francisco (12/14),** logged his second career start and his first in a Titans uniform.

TITANS OFFENSIVE LINEMEN

CENTERS

No.	Name	Ht	Wt	Exp	College
79	Cushenberry III, Lloyd	6-4	315	6	Louisiana State
62	Levin, Corey	6-4	307	7	Chattanooga

GUARDS

No.	Name	Ht	Wt	Exp	College
71	Dellinger, Garrett	6-5	320	R	Louisiana State
73	Hance, Blake (IR)	6-5	310	5	Northwestern
67	Moss, Drew	6-3	303	R	Colorado State
77	Skoronski, Peter	6-4	313	3	Northwestern
64	Slater, Jackson	6-3	311	R	Sacramento State
70	Zeitler, Kevin	6-4	332	14	Wisconsin

TACKLES

No.	Name	Ht	Wt	Exp	College
78	Crenshaw-Dickson, Brandon	6-7	316	R	Florida
55	Latham, JC	6-6	342	2	Alabama
75	Moore Jr., Dan	6-5	315	5	Texas A&M
72	Udoh, Olisaemeka	6-6	320	7	Elon

#79 • C LLOYD CUSHENBERRY III

6-4, 315, 6th Year/2nd with Titans, Louisiana State
Click for complete bio

Lloyd Cushenberry III is in his sixth NFL season and his second campaign with the Titans in 2025. He was signed by the Titans as an unrestricted free agent on March 14, 2014.

Cushenberry was voted a permanent team captain prior to the 2024 season. He then started the first eight games at center before landing on injured reserve for the remainder of the season.

Prior to arriving in Tennessee, Cushenberry played his first four NFL seasons with the Denver Broncos after the team selected him in the third round (83rd overall) of the 2020 NFL Draft.

He started at center in all 57 games in which he appeared during his time in Denver, beginning with starts in all 16 games as a rookie. In 2021, he started 16 games, followed by eight starts in 2022 and 17 starts in 2023.

A native of Carville, La., Cushenberry played four seasons at Louisiana State (2016-19), starting in 28 of his 39 total games played. He was a member of the Tigers' 15-0 national championship season in 2019.

Cushenberry's Career Regular Season Games Played/Games Started:

Year	Team	GP	GS	Starts by Position
2020	Den	16	16	C-16
2021	Den	16	16	C-16
2022	Den	8	8	C-8
2023	Den	17	17	C-17
2024	Ten	8	8	C-8
2025	Ten	12	12	C-12
NFL Totals		**77**	**77**	**C-77**

#55 • T JC LATHAM

6-6, 342, 2nd Year/2nd with Titans, Alabama
Click for complete bio



JC Latham is in his second NFL season. He was drafted by the Titans with the seventh overall pick in the first round of the 2024 NFL Draft.

As a rookie, Latham finished the season with 17 starts at left tackle, joining **Jack Conklin** (2016), **Chance Warmack** (2013) and **Michael Roos** (2005) as the franchise's only rookie offensive linemen in the "Titans era" (1999–present) to start every game. He was the first to do so exclusively at left tackle. Pro Football Focus named him to its All-Rookie team.

Latham did not miss an offensive snap during his rookie season. He led all rookie offensive linemen and ranked third among all rookies in 2024 with 1,032 offensive snaps. Only Chicago quarterback **Caleb Williams** (1,052) and Denver quarterback **Bo Nix** (1,040) played more offensive snaps than Latham among the 2024 rookie class.

Prior to entering the NFL, Latham spent three seasons at the University of Alabama, where he appeared in 41 total games, including 27 consecutive starts at right tackle to conclude his collegiate career. He was credited with allowing only four sacks during his time with the Tide.

As a junior in 2023, Latham was a second-team All-American and a first-team All-SEC selection at right tackle. He recorded 41 knockdown blocks and allowed only two sacks.

A native of Oak Creek, Wis., Latham attended IMG Academy for the final two years of high school. He began his high school career as a defensive lineman before finishing as one of the nation's top left tackle prospects.

Latham's Career Regular Season Games Played/Games Started:

Year	Team	GP	GS	Starts by Position
2024	Ten	17	17	LT-17
2025	Ten	10	10	RT-10
NFL Totals		**27**	**27**	**LT-17, RT-10**

STARTS BEFORE 22ND BIRTHDAY

First-round draft pick **JC Latham** started every game at left tackle in 2024. With 17 starts before his 22nd birthday (Feb. 8, 2025), he ranked second in franchise history for starts before turning 22. He finished behind only former defensive tackle **Randy Starks**, who registered 21 starts before celebrating his 22nd birthday in 2005.

Latham was the NFL's only player under age 22 to log 17 starts in 2024.

Most starts in franchise history (1960–2024) before a player's 22nd birthday:

	Player	Position	Season(s)	Starts
1.	Randy Starks	DT	2004-05	21
2.	**JC Latham**	**T**	**2024**	**17**
3.	Jurrell Casey	DT	2011	11

STARTS BY ROOKIE O-LINEMEN IN 2024

In 2024, JC Latham was one of only three NFL rookie offensive linemen to register a start in every game for their team. The only other members of the group were New Orleans Saints left tackle **Taliese Fuaga** and San Francisco 49ers right guard **Dominick Puni**.

Rookie offensive linemen with the most starts in 2024:

	Player	Team	Primary Position	Round (Overall)	Starts
1.	**JC Latham**	**Tennessee Titans**	**LT**	**1 (7)**	**17**
	Taliese Fuaga	New Orleans Saints	LT	1 (14)	17
	Dominick Puni	San Francisco 49ers	RG	3 (86)	17
4.	Cooper Beebe	Dallas Cowboys	C	3 (73)	16
	Joe Alt	Los Angeles Chargers	RT	1 (5)	16
	Graham Barton	Tampa Bay Buccaneers	C	1 (26)	16
7.	Zach Frazier	Pittsburgh Steelers	C	2 (51)	15
8.	(five tied)				14

#75 • T DAN MOORE JR.

6-5, 315, 5th Year/1st with Titans, Texas A&M
Click for complete bio

Dan Moore Jr. is in his fifth NFL season and his first campaign with the Titans in 2025. He was signed by the Titans on March 13, 2025.

Prior to joining the Titans, Moore spent the previous four seasons (2021-24) with the Pittsburgh Steelers. He started 66 total games—all at left tackle—protecting the blind side for all but two contests during his time in the Steel City. During that span, Moore ranked third in the NFL in offensive snaps (4,109) played by tackles, trailing only **Penei Sewell** (4,328) and **Jawaan Taylor** (4,135).

In each of Moore's four seasons with the Steelers, running back **Najee Harris** surpassed 1,000 rushing yards. In 2023, the Steelers offensive line allowed only 36 sacks, which ranked ninth in the NFL.

Moore was drafted by the Steelers in the fourth round (128th overall) of the 2021 NFL Draft after attending Texas A&M University. The Beaumont, Texas, native appeared in 44 games with 37 starts for the Aggies, including starts at left tackle in each of the final 36 games of his collegiate career.

Moore's Career Regular Season Games Played/Games Started:

Year	Team	GP	GS	Starts by Position
2001	Pit	16	16	LT-16
2022	Pit	17	17	LT-17
2023	Pit	16	16	LT-16
2024	Pit	17	17	LT-17
2025	Ten	13	13	LT-13
NFL Totals		**79**	**79**	**LT-79**

Moore's Career Postseason Games Played/Games Started:

Year	Team	GP	GS	Starts by Position
2001	Pit	1	1	LT-1
2023	Pit	1	1	LT-1
2024	Pit	1	1	LT-1
NFL Totals		**3**	**3**	**LT-3**

#77 • G PETER SKORONSKI

6-4, 313, 3rd Year/3rd with Titans, Northwestern
Click for complete bio

Peter Skoronski is in his third NFL season. He was selected by the Titans with the 11th overall pick in the first round of the 2023 NFL Draft.

During his first two seasons, Skoronski started 31 games at left guard. After missing three of the first four games during his rookie season due to an appendectomy, he started the next 30 games through the end of the 2024 campaign. In 2024, he did not miss a snap.

As a rookie in 2023, Skoronski started 14 games at left guard and helped running back **Derrick Henry** finish second in the NFL with 1,167 rushing yards. He was one of nine NFL rookie offensive linemen in 2023 to register 14 or more starts, and he joined **Nicholas Petit-Frere** (2022), **Jack Conklin** (2016), **Chance Warmack** (2013), **Michael Roos** (2005) and **Jacob Bell** (2004) as the only rookie offensive linemen to record at least 14 starts for the franchise during its "Titans era" (1999–present).

During a three-year career at Northwestern University, Skoronski started all 33 games at left tackle without missing a game. He earned second-team All-Big Ten honors as a freshman and first-team recognition in each of the next two seasons. He became the first offensive lineman in program history to earn two All-Big Ten first-team awards.

As a junior in 2022, he was named the Rimington-Pace Big Ten Offensive Lineman of the Year—the first ever by a Northwestern lineman—after starting all 12 games at left tackle. He was the first player in school history to become a unanimous first-team All-American and was named first-team All-Big Ten by coaches and media. He finished as a finalist for the 2022 Outland Trophy.

When the Titans drafted Skoronski, he became Northwestern's highest draft selection since guard **Chris Hinton** went to Denver with the fourth pick in 1983, and he was the 11th player in program history to be picked in the first round.

His grandfather, **Bob Skoronski Sr.**, was a left tackle for the Green Bay Packers, playing nine total seasons with the franchise. He was a permanent offensive captain for the Packers under **Vince Lombardi** and played on five NFL championship teams. In 1976, he was inducted into the Packers Hall of Fame. **Bob Skoronski Jr.**, Peter's father, was an All-Ivy League football player at Yale.

Peter Skoronski attended Maine South High School in Park Ridge, Ill.

Skoronski's Career Regular Season Games Played/Games Started:

Year	Team	GP	GS	Starts by Position
2023	Ten	14	14	LG-14
2024	Ten	17	17	LG-17
2025	Ten	14	14	LG-14
Totals		**45**	**45**	**LG-45**

#70 • G KEVIN ZEITLER

6-4, 332, 14th Year/1st with Titans, Wisconsin
Click for complete bio

Kevin Zeitler is in his 14th NFL season and his first campaign with the Titans in 2025. He was signed by the Titans as an unrestricted free agent on March 13, 2025.

Prior to his arrival in Tennessee, Zeitler appeared in 198 games with 197 starts in 13 total seasons with the Cincinnati Bengals (2012-16), Cleveland Browns (2017-18), New York Giants (2019-20), Baltimore Ravens (2021-23) and Detroit Lions (2024). From the time he entered the NFL in 2012 through the 2024 campaign, he played more offensive snaps (12,443) than any other offensive lineman in the league.

In 2023, he was named to the Pro Bowl for the first time after starting 15 contests in his final season with the Ravens. Then, in 2024, he was a 16-game starter at right guard for the Lions.

Zeitler also arrived in Tennessee with significant playoff experience. He accumulated seven total starts over four playoff seasons with the Bengals (2012-15) and two postseasons with the Ravens (2022-23). Additionally, he contributed to Detroit's 2024 division championship but was inactive during the playoffs due to injury.

Zeitler entered the NFL with the Bengals as first-round selection (27th overall) in the 2012 NFL Draft. As a rookie, he was named to the Pro Football Writer's Association All-Rookie team.

At the University of Wisconsin, Zeitler played in 43 career games with 36 starts in four seasons (2008-11). He helped the Badgers to consecutive Big Ten titles and Rose Bowl berths in his junior and senior campaigns, and as a senior, he earned first-team All-Big Ten honors.

Zeitler's Career Regular Season Games Played/Games Started:

Year	Team	GP	GS	Starts by Position
2012	Cin	16	16	RG-16
2013	Cin	12	11	RG-11
2014	Cin	12	12	RG-12
2015	Cin	16	16	RG-16
2016	Cin	16	16	RG-16
2017	Cle	16	16	RG-16
2018	Cle	16	16	RG-16
2019	NYG	15	15	RG-15
2020	NYG	16	16	RG-16
2021	Bal	17	17	RG-17
2022	Bal	15	15	RG-15
2023	Bal	15	15	RG-15
2024	Det	16	16	RG-16
2025	Ten	13	13	RG-13
NFL Totals		**211**	**210**	**RG-210**

Zeitler's Career Postseason Games Played/Games Started:

Year	Team	GP	GS	Starts by Position
2012	Cin	1	1	RG-1
2013	Cin	1	1	RG-1
2014	Cin	1	1	RG-1
2015	Cin	1	1	RG-1
2022	Bal	1	1	RG-1
2023	Bal	2	2	RG-2
2024	Det	0	0	
NFL Totals		**7**	**7**	**RG-7**

ADDITIONAL TITANS OFFENSIVE LINEMEN

78 - T BRANDON CRENSHAW-DICKSON
6-7, 316, Rookie, Florida

- Signed by the Titans as a rookie free agent on May 8, 2025.
- Transferred to Florida for his final college season (2024), appearing in all 12 games and logging 11 starts at right tackle. He led the team twice in highest PFF offensive grade along with allowing zero sacks individually.
- Spent the first four years (2019-23) of his college career at San Diego State, where he played in 38 games with 35 starts—18 at right tackle and 17 at left tackle.
- As a redshirt sophomore, he started all 14 games at right tackle and allowed just one sack on 403 passing attempts.
- He is a native of Inglewood, Calif.



71 - G GARRETT DELLINGER
6-5, 320, Rookie, Louisiana State

- Assigned to the Titans off waivers from the Cleveland Browns on Dec. 16, 2025.
- Initially selected in the seventh round (243rd overall) of the 2025 NFL Draft by the Baltimore Ravens.
- Spent training camp with Ravens before signing with the Cleveland Browns' practice squad prior to the start of the 2025 regular season.
- Made his NFL debut in Week 15 with the Browns, slotting in at right guard as a reserve.
- In four seasons at Louisiana State (2021-24), he played 41 games with 30 starts, including 26 at left guard, three starts at left tackle and one start at center.
- Dellinger is a native of Clarkston, Mich.

73 - OL BLAKE HANCE
6-5, 310, 5th Year/1st with Titans, Northwestern

- Signed by the Titans as an unrestricted free agent on March 13, 2025.
- Placed on injure reserve on Oct. 30, 2025.
- Prior to arriving in Tennessee, played in 59 career games with 10 starts, including two at left tackle, six at right tackle, one as a jumbo tight end and one as left guard.
- Joined the Titans after spending parts of the previous three seasons (2022-24) with the Jacksonville Jaguars.
- In 2024, appeared in nine games with one start at left guard with the Jaguars.
- Also spent time with the San Francisco 49ers (2022), Cleveland Browns (2021-22), New York Jets (2020) and Washington Commanders (2019).
- Originally entered the NFL as an undrafted free agent with the Buffalo Bills in 2019.
- The Jacksonville, Ill., native played in 51 games with 46 starts (42 at left tackle and four at left guard) over four years at Northwestern.

62 - C/G COREY LEVIN
6-4, 307, 7th year, Chattanooga

- Corey Levin was originally selected by the Titans in the sixth round (217th overall) of the 2017 NFL Draft.
- After appearing in 16 games for the Titans in 2023, Levin was re-signed as a free agent during training camp in 2024.
- In 2024, he played in 10 games with one start after spending the first seven on the practice squad.
- In 2022, he appeared in all 17 games, including starts at center in the final three games of the season.
- He played in 16 games during his previous stint with the Titans (2017-18) before spending time with Denver and Chicago in 2019 and New England in 2020. He signed with the Jets during the 2021 offseason and was there through the 2021 preseason. He was claimed by the Titans off waivers from the Jets on Sept. 1, 2021.
- In 2018, he appeared in all 16 games for the Titans with one start (Oct. 21 vs. the Chargers in London).

➢ As a rookie in 2017, Levin spent the entire season on the 53-man roster but did not see game action. He was inactive 14 times and did not play in two other contests.
➢ A native of Dacula, Ga., he appeared in 52 career games with 51 starts at Chattanooga, 45 of which were consecutive. He developed versatility over his four-year collegiate career, making starts at left guard, and both tackle spots.

67 - G DREW MOSS
6-3, 303, Rookie, Colorado State



➢ The Titans have been awarded guard Drew Moss off waivers from the San Francisco 49ers on Oct. 30, 2025.
➢ Prior to joining the Titans, Moss appeared in five games for the 49ers as a rookie in 2025.
➢ He entered the NFL as a rookie free agent with the 49ers following the 2025 NFL Draft.
➢ Moss started 47 collegiate games over four total seasons at Colorado State (2023-24) and Lamar (2021-22). In 2024 he started all 13 games for Colorado State and earned second team All-MWC.
➢ He is a native of Richardson, Texas.

64 - G JACKSON SLATER
6-3, 311, Rookie, Sacramento State



➢ Drafted by the Titans in the fifth round (167th overall) of the 2025 NFL Draft.
➢ Started 44 games during his four seasons (2021-24) at Sacramento State, including 42 starts at left guard and two starts at left tackle. He became just the fifth player in school history, and first offensive lineman, to earn three first-team all-conference honors in their career.
➢ As a senior in 2024, started nine games and did not allow a sack or a quarterback hit. He was named first-team All-America by the Associated Press and Stats Perform and was first team All-Big Sky. He also played in the Senior Bowl.
➢ As a junior in 2023, earned first-team all-Big Sky honors for the second consecutive year, joining Jon Osterhout (1998-99) as the only Hornet offensive linemen to do so. He started all 13 games at left guard.
➢ As a sophomore in 2022, started all 11 regular season games at left guard before moving to left tackle for the two FCS Playoff games.
➢ He is a native of Bellevue, Wash.

72 - OL OLISAEMEKA UDOH
6-6, 320, 7th Year/1st with Titans, Elon

➢ Signed by the Titans as an unrestricted free agent on April 17, 2025.
➢ Name pronounced "OH-lee-suh-MEE-kah OO-doh."
➢ Arrived in Tennessee with six years of NFL experience, including five seasons (2019-23) with the Minnesota Vikings and one season (2024) with the New Orleans Saints.
➢ Prior to joining the Titans, he appeared in 57 games with 19 starts during his career: 14 starts at right guard, one at right tackle, three at left tackle and one at left guard.
➢ A native of Fayetteville, N.C., Udoh was originally a sixth-round draft pick (193rd overall) of the Vikings in 2019.
➢ As a college player, he started 45 consecutive games at Elon from 2015 to 2018, garnering FCS first-team All-American honors his senior year.

TITANS DEFENSIVE LINEMEN

No.	Name	Ht	Wt	Exp	College
69	Joseph-Day, Sebastian	6-4	310	7	Rutgers
97	Lynch, James	6-4	295	6	Baylor
91	Ravenell, C.J.	6-5	300	1	Missouri Western St.
98	Simmons, Jeffery	6-4	305	7	Mississippi State
93	Sweat, T'Vondre	6-4	366	2	Texas
90	Tuttle, Shy	6-3	300	7	Tennessee

#69 • DE SEBASTIAN JOSEPH-DAY

6-4, 310, 7th Year/2nd with Titans, Rutgers
Click for complete bio

Defensive lineman **Sebastian Joseph-Day** is in his seventh NFL season and his second season with the Titans in 2025. He was signed by the Titans as an unrestricted free agent on March 20, 2024.

During the 2024 campaign, Joseph-Day registered 17 games played for the first time in his career. His first year in Tennessee concluded with 44 tackles, 2.5 sacks, 14 quarterback pressures, three tackles for loss and one pass defensed for the NFL's second-overall ranked defense.

Prior to arriving in Tennessee, Joseph-Day totaled 71 games played and 68 starts for the Los Angeles Rams (2018-21), Los Angeles Chargers (2022-23) and San Francisco 49ers (2023). His statistical totals during that time included 230 tackles, 11 sacks, one interception, five passes defensed, two forced fumbles and one fumble recovery.

In 2023, Joseph-Day started the first 14 games of the season with the Chargers and collected 32 tackles, three sacks and 25 quarterback pressures. After being released by the Chargers, he was signed by the 49ers as a free agent on Dec. 27 and saw action as a reserve in the final two regular season contests, amassing five tackles. He then appeared as a reserve in all three of the 49ers' postseason contests and registered three tackles, including a tackle in Super Bowl LVIII.

Joseph-Day originally entered the NFL as a sixth-round pick (195th overall) of the Rams in 2018. After not seeing game action his entire rookie campaign, he totaled 38 starts and six sacks over the next three seasons

with the Rams, culminating with an appearance in the Rams' Super Bowl LVI victory. He then joined the Chargers during the 2022 offseason and played in 30 regular season games with the club before heading to San Francisco.

The Stroudsburg, Pa., native played five seasons at Rutgers, where he amassed 90 total tackles, 3.5 sacks, two passes defensed, two forced fumbles and one fumble recovery.

2025 Game Notes:

- **At Denver (9/7),** started and notched five tackles and recovered a fumble caused by a Jeffery Simmons strip sack in the second quarter. The turnover yielded three points for the Titans after a Joey Slye field goal on the ensuing possession. It was his second career fumble recovery.
- **At Houston (9/28),** recorded four tackles and two quarterback pressures.
- **At Arizona (10/5),** posted his first sack of the season in the fourth quarter, bringing down Kyler Murray for a 10-yard loss. He added five tackles and an additional stop for loss, marking his first career game with at least five tackles, two tackles for loss and a sack.
- **At Las Vegas (10/12),** finished with two tackles and a stop for loss.
- **Against New England (10/19),** finished with four tackles, a quarterback pressure and a stop for loss. He dropped running back Rhamondre Stevenson for a loss of two yards in the first quarter.
- **Against the L.A. Chargers (11/2),** tallied three tackles and notched a nine-yard sack of Justin Herbert in the second quarter. It was his second sack of the season. He added three quarterback pressures.
- **Against Houston (11/16),** brought down Woody Marks for a loss of two yards on first-and-goal in the third quarter. He finished with three tackles.
- **Against Seattle (11/23),** led the team with four quarterback pressures and added two tackles.
- **Against Jacksonville (11/30),** appeared in his 100th NFL game (regular season) and recorded three tackles.
- **At Cleveland (12/7),** posted a tackle and a quarterback pressure.
- **At San Francisco (12/14),** logged two tackles, including a tackle for loss, and added two quarterback pressures.

Joseph-Day's Career Regular Season Statistics:

Year	Team	GP	GS	Tackle	Sack	QBP	TFL	Int	PD	FF	FR
2018	LAR	0	0	0	0.0	0	0	0	0	0	0
2019	LAR	16	15	44	2.0	10	5	0	1	0	0
2020	LAR	16	16	55	1.0	9	1	0	3	1	0
2021	LAR	7	7	38	3.0	14	3	0	0	0	0
2022	LAC	16	16	56	2.0	19	9	1	1	1	1
2023	LAC/SF	16	14	37	3.0	25	3	0	0	0	0
2024	Ten	17	12	44	2.5	14	3	0	1	0	0
2025	Ten	14	9	39	2.0	16	6	0	0	0	1
Totals		**102**	**89**	**313**	**15.5**	**107**	**30**	**1**	**6**	**2**	**2**

Joseph-Day's Career Postseason Statistics:

Year	Team	GP	GS	Tackle	Sack	QBP	TFL	Int	PD	FF	FR
2018	LAR	0	0	0	0.0	0	0	0	0	0	0
2020	LAR	2	2	8	0.0	0	0	0	0	0	0
2021	LAR	1	0	0	0.0	0	0	0	0	0	0
2022	LAC	1	1	3	0.5	1	0	0	1	0	0
2023	SF	3	0	3	0.0	0	0	0	0	0	0
Totals		**7**	**3**	**14**	**0.5**	**1**	**0**	**0**	**1**	**0**	**0**

Joseph-Day's Regular Season Single-Game Highs:
Tackles - 9 at Indianapolis (9/19/21)
Sacks - 1 (15 times, last vs. L.A. Chargers, 11/2/25)
Interceptions - 1 at Denver (1/8/23)
Forced Fumbles - 1 (Twice, last vs. Kansas City, 11/20/22)
Fumble Recoveries - 1 (Twice, last at Denver, 9/7/25)
Passes Defensed - 1 (Six times, last at Chicago, 9/8/24)

Joseph-Day's Postseason Single-Game Highs:
Tackles - 6 at Green Bay (1/16/21)
Sacks - 0.5 at Jacksonville (1/14/23)
Passes Defensed - 1 at Jacksonville (1/14/23)

#98 • DT JEFFERY SIMMONS

6-4, 305, 7th Year/7th with Titans, Mississippi State
Click for complete bio

Defensive lineman **Jeffery Simmons** completed is in his seventh NFL season in 2025. He was selected by the Titans in the first round (19th overall) of the 2019 NFL Draft.

During his first six seasons, Simmons earned three Pro Bowl berths (2021-22, 2024), was a four-time team captain (2021-24), and was nominated two times for the Walter Payton NFL Man of the Year Award (2023-24). During that span, he appeared in 84 games with 82 starts, accumulating 316 tackles, 31.5 sacks, 24 passes defensed, five forced fumbles and six fumble recoveries. He was second on the defense in sacks during that span behind only **Harold Landry III** (46).

Simmons missed only one game in 2024. His 16 starts made up the second-highest total of his career through six seasons behind his 17 starts in 2021. Among his season totals, he set career highs with 76 tackles and two forced fumbles, and he added five sacks and a team-high 42 quarterback pressures. He was rewarded with his third Pro Bowl invitation.

Simmons' 76 tackles ranked second on the Titans in 2024. It was the best number for any defensive lineman for the organization in its "Titans era" (1999 to present), topping defensive end **Kyle Vanden Bosch's** previous mark of 75 tackles in 2006 (press box statistics). Among NFL defensive linemen in 2024, Simmons finished second in tackles behind Carolina's **A'Shawn Robinson** (80).

The 2024 campaign marked Simmons' fourth consecutive season with at least five sacks. His 31.5 career sacks through 2024 ranked 13th in franchise history and sixth for the organization during its "Titans era" (1999 to present).

In 2023, although he was limited to 12 games and finished the season on injured reserve, he managed to register 5.5 sacks, marking his third consecutive season to reach that number or higher. He added 44 tackles, 38 quarterback pressures, 11 tackles for loss, one forced fumble, one fumble recovery and one pass defensed. For the first time in his career, he received the honor of the team's nomination for the Walter Payton NFL Man of the Year award.

In 2022, Simmons appeared in 15 games and anchored a unit that ranked first in the NFL in rushing defense (76.9 opponent rushing yards per game). En route to his second consecutive Pro Bowl appearance, he totaled 53 tackles, 7.5 sacks, 43 quarterback pressures, nine tackles for loss, one forced fumble and a career-high seven passes defensed, which tied for the fourth-best mark among all NFL defensive linemen. Simmons and Arizona's **J.J. Watt** were the NFL's only players in 2022 with at least seven sacks and seven passes defensed.

Before the start of the 2021 season, Simmons was named a team captain for the first time in his career, and he went on to become one of six

players on the roster to start all 17 games. He was named to his first career Pro Bowl and added Associated Press second-team All-Pro honors after setting career highs in several categories, including sacks (8.5), tackles (54), quarterback pressures (58), tackles for loss (12) and passes defensed (six). He led the squad in pressures and placed third in sacks. Among all defensive tackles in the NFL, his 8.5 sacks ranked sixth. In the divisional playoffs, he set a franchise postseason record with three sacks.

In 2020, Simmons appeared and started in 15 games. With three defensive fumble recoveries, he tied **Chase Young** for the most in the NFL in 2020 and was the first Titans defender with three fumble recoveries in a season since 2005, when linebacker **Brad Kassell** accomplished the feat. Simmons ranked second on the team with 19 quarterback pressures and added 49 tackles, three sacks, three tackles for loss, five passes defensed and one forced fumble. In the franchise's "Titans era" (since 1999), he became the first player to post at least three fumble recoveries, three sacks and five passes defensed in the same season. He also had three tackles and a tackle for loss in one playoff contest.

Simmons began his rookie season on the non-football injury list due to a knee injury he suffered during training in February 2019. He missed the first six games of the season before joining the 53-man roster in Week 7.

His rookie totals included 40 tackles, two sacks, two tackles for loss, 14 quarterback pressures and one pass defensed in nine games (seven starts). He added four tackles, three quarterback pressures and a fumble recovery in three playoff contests.

During a three-year career as a defensive tackle at Mississippi State, Simmons appeared in 38 contests with 28 starts. He finished his career ranked sixth in school history with 32.5 tackles for loss. He also tied for sixth in MSU annals with five forced fumbles and tied for fourth with three blocked kicks. His totals also included 163 tackles, seven sacks, seven passes defensed and two defensive touchdowns.

He was a first-team All-SEC selection as a sophomore and junior and was one of two players in the nation to be named a Bednarik Award Semifinalist in both 2017 and 2018.

As a junior in 2018, Simmons was named second-team All-American after totaling 63 tackles, 17 tackles for loss and two sacks. His 17 tackles for loss led the team, ranked fourth in the SEC and were the third-most in single-season school history.

During his sophomore season (2017), he set a career high with five sacks and added 12 tackles for loss. With three total blocked kicks and punts, he became the first SEC player since 2004 to lead the nation in the category.

Simmons is a native of Macon, Miss.

2025 Game Notes:

➢ **At Denver (9/7),** started at defensive tackle and finished the game with four tackles, a stop for loss, a sack, a forced fumble and a team-high four quarterback pressures. Recorded a strip sack on Bo Nix in the second quarter, the fourth of his career. It was his first sack fumble since Oct. 27, 2024 at Detroit. Notched a quarterback hit on Bo Nix on a third down in the first quarter to help force a field goal attempt. Increased his career total to 32.5 sacks.

➢ **Against the L.A. Rams (9/14),** recorded two tackles and three quarterback pressures. He registered a hit on Matthew Stafford on third down to help force a Los Angeles punt in the second quarter.

➢ **Against Indianapolis (9/21),** generated three tackles and three quarterback pressures.

➢ **At Houston (9/28),** produced five tackles, one sack, a career-high four tackles for loss and four quarterback pressures. In the first quarter, he logged his second sack of the season (33.5 career), dropping C.J. Stroud for a loss of three yards. It was his fifth career sack against the Texans, his highest career total against any opponent. He became the only Titans player with at least four tackles for loss in a game since the beginning of the 2008 season. He joined three other NFL players in 2025 to record four or more tackles for loss in a game through Sept. 28: Tuli Tuipulotu (five on Sept. 28), Myles Garrett (four on Sept. 7) and Derwin James Jr. (four on Sept. 21). He joined the same four players as the only players in 2025 with five tackles, four tackles for loss and a sack in a game. According to NFL NextGenStats, Simmons sacked Stroud 2.09 seconds after the ball was snapped, the fastest sack in the NFL since the beginning of the 2024 season. His get-off time was recorded at 0.32 seconds, the fastest time by a defensive tackle in 2025.

➢ **At Arizona (10/5),** totaled 1.5 sacks, a season-high eight tackles, a stop for loss and six quarterback pressures. Dropped Kyler Murray in the second quarter for a 10-yard loss to force a Cardinals punt. It was his second consecutive game with a sack. He also combined with Arden Key to bring Murray down in the third quarter, giving him 3.5 sacks over the first five games of the 2025 season.

➢ **At Las Vegas (10/12),** totaled six tackles, one sack, two tackles for loss and three quarterback pressures (tied for team high). He registered his third consecutive game with at least one sack by bringing down Geno Smith in the first quarter. It is the second such three-game streak of his career and his first since Oct. 9-30, 2022. He became the first Titans defender since Brian Orakpo in 2016 with at least 4.5 sacks and eight tackles for loss in the team's first six games of a season. The last NFL defensive tackle to accomplish the feat was Cincinnati's Geno Atkins in 2018.

➢ **Against New England (10/19),** recorded two tackles before exiting the game in the first half with an injury.

➢ **Against Houston (11/16),** notched three tackles, three quarterback pressures and a sack in his first game action since missing the previous two games with an injury. He joined Ray Childress (nine consecutive seasons), Jurrell Casey (seven), William Fuller (six), and Sean Jones (six) as the only players for the franchise to record five consecutive seasons with at least five sacks since individual sacks became an official statistic in 1982.

➢ **Against Seattle (11/23),** finished with two tackles and three quarterback pressures, including a hit that forced Sam Darnold into an incompletion in the third quarter.

➢ **Against Jacksonville (11/30),** totaled six tackles and one sack and tied for the team lead with four quarterback pressures. In the third quarter, he sacked Trevor Lawrence for a loss of 10 yards on third down. The sack marked his 10th tackle for loss of the season, securing his third consecutive season with double-digit tackles for loss.

➢ **On Dec. 4,** he was named the team's club winner for the **2025 Walter Payton NFL Man of the Year Award** presented by Nationwide for the third consecutive season.

➢ **At Cleveland (12/7),** finished with a team-high 1.5 sacks, seven tackles (second on the team), an additional quarterback hit and a pass defensed. Additionally, he established a career high with a team-high 11 quarterback pressures. It was his eighth career game with seven or more tackles. In the fourth quarter, he brought down Shedeur Sanders on third down to force a Browns punt, increasing his team-high total to eight sacks in 2025. During the preceding two plays on the three-and-out drive, he contributed a tackle on first down and a tackle for loss (three-yard loss by Quinshon Judkins) on second down. In the first quarter, he combined with Jaylen Harrell to bring down Shedeur Sanders on third down for a split-sack. By increasing his career total to 39.5 career sacks, he passed Kyle Vanden Bosch for 12th place in franchise history and fifth place for the organization during its "Titans" era (1999-present). He matched a career high (2021) with 12 tackles for loss in 2025.

➢ **At San Francisco (12/14),** finished with seven tackles, a strip-sack and a one-yard touchdown reception. He also led the team with seven quarterback pressures. With his strip-sack on Brock Purdy in the fourth quarter, Simmons recorded his ninth sack of the season, a new career high. It was his fifth career strip-sack and his first since Week 1 at Denver. After his strip-sack, the fumble was recovered by Kaiir Elam and returned nine yards. Two plays later, Simmons reported eligible on offense and recorded his second career touchdown reception (Nov. 19, 2023 at Jacksonville) on a pass from Cam Ward. He was the first defensive lineman to score an offensive touchdown during the 2025 season and the NFL's first player since J.J. Watt in 2014 with a strip-sack and touchdown reception in the same game. It was only the sixth time since individual sacks became an official statistic in 1982 that a player accomplished the feat. He was the ninth defensive lineman since the 1970 NFL-AFL merger to record multiple touchdown receptions in his career and the franchise's first defensive lineman to do so. Simmons increased his career sack total to 40.5, becoming the franchise's 12th player to reach 40 sacks and the fifth player to do so in the organization's "Titans era" (1999 to present). Also at San Francisco, he notched two tackles for loss to raise his season total to 14, a new career high.

Simmons' Career Regular Season Statistics:

Year	Team	GP	GS	Tackle	Sack	QBP	TFL	Int	PD	FF	FR
2019	Ten	9	7	40	2.0	14	2	0	1	0	0
2020	Ten	15	15	49	3.0	20	3	0	5	1	3
2021	Ten	17	17	54	8.5	58	12	0	6	0	0
2022	Ten	15	15	53	7.5	43	9	0	7	1	0
2023	Ten	12	12	44	5.5	38	11	0	1	1	1
2024	Ten	16	16	76	5.0	42	11	0	4	2	2
2025	Ten	12	12	55	9.0	51	14	0	1	2	0
Totals		**96**	**94**	**371**	**40.5**	**266**	**62**	**0**	**25**	**7**	**6**

Simmons' Career Postseason Statistics:

Year	Team	GP	GS	Tackle	Sack	QBP	TFL	Int	PD	FF	FR
2019	Ten	3	0	4	0.0	3	0	0	0	0	1
2020	Ten	1	1	3	0.0	0	1	0	0	0	0
2021	Ten	1	1	8	3.0	3	3	0	0	0	0
Totals		**5**	**2**	**15**	**3.0**	**6**	**4**	**0**	**0**	**0**	**1**

Simmons' Regular Season Single-Game Highs:
Tackles - 9 (Twice, last at Indianapolis, 12/22/24)
Sacks - 3 at Los Angeles Rams (11/7/21)
Tackles for Loss - 4 at Houston (9/28/25)
Forced Fumbles - 1 (Seven times, last at San Francisco, 12/14/25)
Fumble Recoveries - 1 (Six times, last vs. Minnesota, 11/17/24)

Simmons' Postseason Single-Game Highs:
Tackles - 8 vs. Cincinnati (1/22/22)
Sacks - 3 vs. Cincinnati (1/22/22)
Forced Fumbles - 1 (Twice, last vs. N.Y. Giants, 9/11/22)
Fumble Recoveries - 1 at Baltimore (1/11/20)

SACKS BY DEFENSIVE TACKLES SINCE 2020

Since the beginning of **Jeffery Simmons'** second NFL season in 2020, he ranks in the NFL's top 10 in sacks among defensive tackles (or nose tackles).

Most sacks by defensive tackles (or nose tackles) from 2020 to 2025:

Defensive Tackle		Sacks
1.	Chris Jones	51.5
2.	DeForest Buckner	43.0
3.	Aaron Donald	39.0
	Quinnen Williams	39.0
5.	**Jeffery Simmons**	**38.5**
6.	Cameron Heyward	36.0
7.	Javon Hargrave	34.5
8.	Zach Sieler	32.5
9.	Nnamdi Madubuike	30.0
10.	Jonathan Allen	29.5
	Vita Vea	29.5

TACKLES FOR LOSS BY D-TACKLES

Since the beginning of the 2023 season, **Jeffery Simmons** has been one of the NFL's top interior defensive linemen in taking down quarterbacks and ball carriers behind the line of scrimmage. He is among the league leaders in tackles for loss during that span among all defensive tackles.

Defensive tackles (and nose tackles) with the most tackles for loss from 2023 to 2025:

Player		2025 Team	Tackles for Loss
1.	**Jeffery Simmons**	**Tennessee Titans**	**35**
2.	Zach Sieler	Miami Dolphins	31
3.	Chris Jones	Kansas City Chiefs	30
	Calais Campbell	Arizona Cardinals	30
5.	DeForest Buckner	Indianapolis Colts	28
	Quinnen Williams	Dallas Cowboys	28
7.	Ed Oliver	Buffalo Bills	26
8.	Nnamdi Madubuike	Baltimore Ravens	25
9.	Vita Vea	Tampa Bay Buccaneers	24
	Daron Payne	Washington Commanders	24
	Jalen Carter	Philadelphia Eagles	24

2019-24 TACKLES, SACKS & PASSES DEFENSED

From the time **Jeffery Simmons** entered the NFL as a first-round pick in 2019 through the end of the 2024 campaign, he was one of only seven NFL players with at least 300 total tackles, 30 sacks and 20 passes defensed. The rest of the group included **T.J. Watt**, **Cameron Jordan**, **Brian Burns**, **Maxx Crosby**, **Cameron Heyward** and **Kyle Van Noy**. Simmons and Heyward were the only interior defensive linemen in the league to accomplish the feat.

NFL players with a minimum of 300 tackles, 30 sacks and 20 passes defensed from 2019 to 2024:

Player	Team	Total Tackles	Sacks	Passes Defensed
Brian Burns	Car/NYG	315	54.5	21
Maxx Crosby	Las Vegas	364	59.5	23
Cameron Heyward	Pittsburgh	404	43.5	34
Cameron Jordan	New Orleans	306	50.0	21
Kyle Van Noy	NE/Mia/LAC/Bal	308	44.0	28
Jeffery Simmons	**Tennessee**	**309**	**31.5**	**24**
T.J. Watt	Pittsburgh	340	88.0	39

TACKLES BY DEFENSIVE LINEMEN

Jeffery Simmons produced a career-high 76 total tackles in 2024. His previous career high was 54 tackles in both 2021 and 2022.

Simmons led all NFL defensive tackles in total tackles in 2024, and only one defensive lineman—Carolina Panthers defensive end **A'Shawn Robinson** (80)—had more tackles than him.

Most tackles by NFL defensive linemen in 2024:

Player		Team	Total Tackles
1.	A'Shawn Robinson	Carolina Panthers	80
2.	**Jeffery Simmons**	**Tennessee Titans**	**76**
3.	Grover Stewart	Indianapolis Colts	74
4.	Cameron Heyward	Pittsburgh Steelers	71
5.	Davon Godchaux	New England Patriots	67
6.	Adam Butler	Las Vegas Raiders	65
7.	Leonard Williams	Seattle Seahawks	64
8.	DaVon Hamilton	Jacksonville Jaguars	62
	Kobie Turner	Los Angeles Rams	62
10.	(four tied)		61

In the franchise's Titans era, Simmons' tackle total ranked first among defensive linemen for a single season (press box tackle statistics). He surpassed the previous high of 75 tackles by former defensive end **Kyle Vanden Bosch** in 2006.

Most tackles in a season by a Titans defensive lineman, 1999 to 2024 (press box statistics):

	Player	Position	Season	Total Tackles
1.	**Jeffery Simmons**	**DT**	**2024**	**76**
2.	Kyle Vanden Bosch	DE	2006	75
3.	Jurrell Casey	DT	2014	68
4.	Kyle Vanden Bosch	DE	2005	66
5.	Jurrell Casey	DT	2018	62
6.	Jurrell Casey	DT	2017	60
	Kyle Vanden Bosch	DE	2007	60
8.	Jason Babin	DE	2010	58
9.	Jevon Kearse	DE	1999	57
10.	Jurrell Casey	DT	2013	55

#93 • NT T'VONDRE SWEAT

6-4, 366, 2nd Year/2nd with Titans, Texas
Click for complete bio

Defensive tackle **T'Vondre Sweat** is in his second NFL season. He was selected by the Titans in the second round (38th overall) of the 2024 NFL Draft.

As a rookie, Sweat appeared in all 17 games with 16 starts. His totals for the NFL's second-ranked overall defense included 51 tackles, one sack, four tackles for loss, one pass defensed, one forced fumble and one fumble recovery. He earned All-Rookie honors from Pro Football Focus and Pro Football Writers of America.

Sweat became the franchise's first rookie defensive lineman to start 16 games in a season since defensive end **Jevon Kearse** (16) in 1999, and he was the NFL's first interior defensive lineman to start at least 16 games in a rookie season since **Dexter Lawrence** (16) with the New York Giants in 2019.

During his five-year career at the University of Texas, Sweat appeared in 62 games with 17 starts. He finished his collegiate career with 128 tackles, 17.5 tackles for loss, five sacks, 14 passes defensed, one forced fumble, two fumble recoveries and one blocked extra point.

In 2023, Sweat's final collegiate campaign, he played in all 14 games with eight starts. His 45 tackles, 18 solo tackles, eight tackles for loss, two sacks, four pass breakups and one blocked kick all established career highs, and he added a two-yard touchdown reception on offense. His efforts earned him the 2023 Outland Trophy, which is presented to the nation's top interior lineman. He also garnered unanimous first-team All-American, Big 12 Defensive Player of the Year and unanimous first-team All-Big 12 honors. He was the fifth Texas defensive tackle to be a unanimous All-American.

As a senior in 2022, Sweat played in all 13 games with nine starts and established a then-career high with 30 tackles and added 2.5 tackles for loss, seven quarterback hurries and four pass breakups. He was named honorable mention All-Big 12 by the league's coaches.

He is a native of Huntsville, Texas.

2025 Game Notes:

- **At Denver (9/7),** started at nose tackle and recorded two tackles.
- Placed on injured reserve on Sept. 20, 2025.
- Activated from injured reserve on Oct. 18, 2025.
- **Against New England (10/19),** returned to the lineup after missing five games due to injury. He tied for third on the defense and tied his career high with six tackles, including a sack, and also totaled two quarterback pressures. In the fourth quarter, he registered his first sack of the season and the second sack of his career, bringing down Drake Maye.
- **At Indianapolis (10/26),** recorded a sack of Daniel Jones in the first quarter. It was his second consecutive game with a sack, the first such streak of his career. He added two tackles.
- **Against the L.A. Chargers (11/2),** registered three tackles, one tackle for loss and one pass defensed.
- **Against Houston (11/16),** notched two tackles, including a stop for loss.
- **At Cleveland (12/7),** generated four quarterback pressures.
- **At San Francisco (12/14),** registered a career-high seven tackles and added three quarterback pressures.

Sweat's Career Regular Season Statistics:

Year	Team	GP	GS	Tackle	Sack	QBP	TFL	Int	PD	FF	FR
2024	Ten	17	16	51	1.0	23	4	0	1	1	1
2025	Ten	9	9	26	2.0	10	3	0	1	0	0
Totals		**26**	**25**	**77**	**3.0**	**33**	**7**	**0**	**2**	**1**	**1**

Sweat's Regular Season Single-Game Highs:
Tackles - 7 at San Francisco (12/14/25)
Sacks - 1 (Three times, last at Indianapolis, 10/26/25)
Tackles For Loss - 2 at Miami (9/30/24)
Forced Fumbles - 1 vs. Cincinnati (12/15/24)
Fumble Recoveries - 1 vs. Cincinnati (12/15/24)

SNAPS BY ROOKIE D-LINEMEN IN 2024

Rookie **T'Vondre Sweat**, who was selected by the Titans in the second round (38th overall) of the 2024 NFL Draft, played 667 defensive snaps in 2024.

Within the NFL in 2024, no rookie defensive lineman saw more snaps than Sweat, who was one of two rookie defensive linemen with at least 600 snaps. Los Angeles Rams second-round defensive end **Braden Fiske** ranked second with 626 defensive snaps.

Sweat's 667 defensive snaps amounted to the highest total by any NFL rookie interior defensive lineman since Carolina Panthers defensive tackle **Derrick Brown** played 717 snaps as a rookie in 2020.

Most defensive snaps by rookie defensive linemen in 2024:

	Player	Team	Draft Round (Overall)	Defensive Snaps
1.	**T'Vondre Sweat**	**Tennessee Titans**	**2 (38)**	**667**
2.	Braden Fiske	Los Angeles Rams	2 (39)	626
3.	Laiatu Latu	Indianapolis Colts	1 (15)	595
4.	Jer'Zhan Newton	Washington Commanders	2 (36)	491
5.	Kris Jenkins	Cincinnati Bengals	2 (49)	472
6.	Jonah Laulu	Las Vegas Raiders	7 (234)	449
7.	Byron Murphy II	Seattle Seahawks	1 (16)	429
8.	Elijah Chatman	New York Giants	Undrafted	402
9.	Maason Smith	Jacksonville Jaguars	2 (48)	365
10.	DeWayne Carter	Buffalo Bills	3 (95)	295

STARTS BY TITANS ROOKIE D-LINEMEN

T'Vondre Sweat played in all 17 games as a rookie with 16 starts. He was the franchise's first rookie defensive lineman since defensive end **Jevon Kearse** in 1999 to start at least 16 games in a season.

Most starts by Titans rookie defensive linemen, 1999–2024:

	Player	Position	Season	Starts
1.	**T'Vondre Sweat**	**NT**	**2024**	**16**
	Jevon Kearse	DE	1999	16
3.	Jurrell Casey	DT	2011	15
4.	Carlos Hall	DE	2002	13
5.	Randy Starks	DT	2004	8
	Antwan Odom	DE	2004	8
7.	Jeffery Simmons	DT	2019	7
8.	Naquan Jones	DT	2021	5
9.	(three tied)			3

ADDITIONAL TITANS DEFENSIVE LINEMEN

97 - DL JAMES LYNCH

6-4, 295, 6th Year/2nd with Titans, Baylor

➢ Originally joined the Titans practice squad on August 29, 2024 and was later added to the 53-man roster. He re-signed on May 7, 2025.

➢ In 2024, set a career high by playing in all 17 games in his first year with the Titans. He contributed 20 tackles, one sack, four quarterback pressures, two tackles for loss and two passes defensed.

➢ Initially selected in the fourth round (130th overall) of the 2020 NFL Draft by the Minnesota Vikings. He appeared in 37 games in four seasons (2020-23) with the Vikings, racking up 53 tackles, two sacks, four tackles for loss and a fumble recovery.

➢ Spent the entirety of the 2023 season on injured reserve after suffering a knee injury in training camp.

➢ Played in 15 games in 2022, recording 20 tackles.

➢ Lynch played in 38 games in three seasons at Baylor (2017-19), totaling 101 tackles, 33.5 tackles for loss and 22 sacks, including 13.5 in 2019.

➢ He is a native of Round Rock, Texas.

2025 Game Notes:

➢ **Against Jacksonville (11/30),** notched his first pass defensed of the season, tipping a Trevor Lawrence pass in the third quarter, and he added a tackle.

91 - DL C.J. RAVENELL

6-5, 300, 1st Year/1st with Titans, Missouri Western State

➢ Acquired by the Titans via waivers from the Baltimore Ravens on Aug. 27, 2025.

➢ Entered the NFL in 2024 as a rookie free agent with the Ravens and spent his entire rookie campaign on the team's practice squad.

➢ In college, he appeared in 43 games during his six-year tenure (2018-23) at Missouri Western State, totaling 164 tackles, 14.5 sacks, 38 tackles for loss, five forced fumbles, two fumble recoveries, one pass defensed and one blocked kick. He garnered All-MIAA honors in all four active seasons in college (2019, 2021-23).

➢ Ravenell is a native of Santa Clarita, Calif.

2025 Game Notes:

➢ **Against the L.A. Rams (9/14),** made his NFL debut and posted one tackle.

➢ **At Indianapolis (10/26),** logged his first career start and posted a tackle.

➢ **Against L.A. Chargers (11/2),** credited with a tackle, a quarterback pressure and his first career forced fumble in the first quarter (recovered by the Chargers).

90 - DT SHY TUTTLE

6-3, 300, 7th Year/1st with Titans, Tennessee

➢ Signed by the Titans as a free agent on Aug. 27, 2025.

➢ Prior to arriving in Tennessee, he played in 95 games with 65 starts in six NFL campaigns and totaled 232 tackles, 4.5 sacks, 10 stops for loss, 22 passes defensed, two forced fumbles and three fumble recoveries.

➢ Entered the NFL as a rookie free agent with the New Orleans Saints in 2019. He played his first four seasons (2019-22) with the club, appearing in 63 games and recording 143 tackles, four sacks and nine stops for loss.

➢ After joining the Carolina Panthers as an unrestricted free agent in 2023, he played in 32 games with 89 tackles, a half sack and eight passes defensed during the last two campaigns.

➢ Prior to arriving the NFL, Tuttle starred at the University of Tennessee and finished his four-year collegiate career with 79 tackles, six tackles for loss, one sack, one interception, three passes defensed, three fumble recoveries and three blocked kicks.

➢ He is a native of Midway, N.C.

2025 Game Notes:

➢ **Against the L.A. Rams (9/14),** recorded a tackle in his Titans debut.

➢ **At Arizona (10/5),** logged his first start at defensive tackle in a Titans uniform and recorded two tackles.

➢ **At Las Vegas (10/12),** appeared in his 100th career game (regular season, becoming the 74th player from the University of Tennessee to achieve the feat since the 1970 NFL-AFL merger. He recorded two tackles and a stop for loss, stuffing Ashton Jeanty for a loss of two yards in the second quarter.

TITANS INSIDE LINEBACKERS

No.	Name	Ht	Wt	Exp	College
48	Bachie, Joe	6-2	235	5	Michigan State
50	Barton, Cody	6-2	237	7	Utah
33	Gray, Cedric	6-2	234	2	North Carolina
54	Mausi, Dorian	6-1	234	R	Auburn
59	Orji, Anfernee (IR)	6-2	230	2	Vanderbilt
52	Williams Sr., James	6-4	232	2	Miami (Fla.)

#50 • LB CODY BARTON

6-2, 237, 7th Year/1st with Titans, Utah
Click for complete bio

Linebacker **Cody Barton** is in his seventh NFL season and his first campaign with the Titans in 2025. He was signed as an unrestricted free agent on March 13, 2025.

After Barton was selected in the third round (88th overall) of the 2019 NFL Draft by the Seattle Seahawks, he spent four seasons in Seattle, followed by one season each in Washington (2023) and Denver (2024). During the first six years of his career, he recorded 43 starts in 95 games played. His statistics during that time included 419 tackles, 3.5 sacks, 31 quarterback pressures, 10 tackles for loss, five interceptions, 14 passes defensed, three forced fumbles and three fumble recoveries.

In 2024, Barton played in all 17 games with 14 starts at linebacker for the Broncos, who finished the season in the playoffs. He recorded 104 tackles, two tackles for loss, 1.5 sacks, five passes defensed, two interceptions, one forced fumble and one fumble recovery. After returning a fumble 52 yards for a touchdown at New Orleans in Week 7, he was named the AFC Defensive Player of the Week.

From 2019 through 2021, Barton tallied 34 special teams tackles as a member of the Seahawks. The total tied for the fifth most in the NFL during that period and included 16 special teams tackles in 2020, when he ranked second in the NFL and first in the NFC.

The Cottonwood Heights, Utah, native played four seasons at the University of Utah (2015-18), where he played in 50 games with 23 starts. As a senior, he was an honorable mention All-Pac 12 linebacker after leading the team with 116 tackles and adding four sacks and an interception.

2025 Game Notes:

➢ **At Denver (9/7),** started at inside linebacker in his Titans debut and tied for the team lead with nine tackles.

➢ **Against the L.A. Rams (9/14),** finished the game with five tackles and an interception. He picked off Matthew Stafford in the second quarter for his first interception since Dec. 2, 2024, against Cleveland as a member of the Broncos, and the sixth of his career.

➢ **Against Indianapolis (9/21),** led the team with six tackles.

➢ **At Houston (9/28),** registered nine tackles to log his 21st career game with nine or more tackles.

➢ **At Arizona (10/5),** participated in his 100th NFL game (regular season) and recorded six tackles.

➢ **At Las Vegas (10/12),** recorded his second interception of the season in the fourth quarter, picking off Geno Smith. He became the first Titans linebacker with two interceptions in a season since David Long Jr. in 2022. He is the only linebacker in the NFL to record at least two interceptions in both the 2024 and 2025 seasons. He added three tackles and a quarterback pressure.

➢ **Against New England (10/19),** tallied four tackles.

➢ **At Indianapolis (10/26),** recorded three tackles, including a stop for loss. In the second quarter, he added a pass defensed, breaking up a pass intended for Michael Pittman Jr.

➢ **Against the L.A. Chargers (11/2),** in the first quarter, he returned an interception 24 yards for a touchdown. It was his team-leading third interception of the season, his second career defensive touchdown and his first career pick-six. Barton's score was the Titans' first defensive touchdown of the season and their first interception return score since Elijah Molden returned an interception 44 yards for a touchdown against Houston on Dec. 17, 2023. He also finished third on the team with six tackles.

➢ **Against Houston (11/16),** notched five tackles, one sack, two quarterback pressures and a career-high three passes defensed. On the opening series, he helped the Titans defense force a turnover on downs after sacking Davis Mills on fourth down from the Titans' one-yard line. Along with his first sack of the season (4.5 career), Barton recorded three tackles and a pass defensed on the drive. Barton became the first NFL linebacker in 2025 to have at least one sack and three passes defensed in a game. The last Titans player to accomplish the feat was linebacker Zach Brown against Jacksonville on Dec. 30, 2012.

➢ **Against Seattle (11/23),** posted three tackles and a quarterback pressure.

➢ **Against Jacksonville (11/30),** totaled two tackles, including a tackle for loss, and added two quarterback pressures.

➢ **At Cleveland (12/7),** notched five tackles and matched a season-best and career-high three passes defensed. In the third quarter, he broke up a pass intended for Harold Fannin Jr. to force a Browns fourth down. He increased his season total to 10 passes defensed, becoming the team's first linebacker to reach the mark in a single season since Keith Bulluck (10) in 2005.

➢ **At San Francisco (12/14),** recorded five tackles.

Barton's Career Regular Season Statistics:

Year	Team	GP	GS	Tackle	Sack	QBP	TFL	Int	PD	FF	FR
2019	Sea	16	2	17	0.0	9	0	0	1	0	1
2020	Sea	16	2	19	0.0	0	0	0	0	2	0
2021	Sea	16	1	25	0.0	1	1	0	1	0	0
2022	Sea	17	11	133	2.0	4	4	2	6	0	0
2023	Was	13	13	121	0.0	8	3	1	1	0	1
2024	Den	17	14	104	1.5	18	2	2	5	1	1
2025	Ten	14	14	72	1.0	7	4	3	10	0	0
Totals		**109**	**57**	**491**	**4.5**	**47**	**14**	**8**	**24**	**3**	**3**

Barton's Career Postseason Statistics:

Year	Team	GP	GS	Tackle	Sack	QBP	TFL	Int	PD	FF	FR
2019	Sea	2	2	5	1.0	2	1	0	2	0	0
2020	Sea	1	0	0	0.0	0	0	0	0	0	0
2022	Sea	1	1	9	0.0	0	1	0	1	0	0
2024	Den	1	1	8	0.0	0	0	0	0	0	0
Totals		**5**	**4**	**25**	**1.0**	**2**	**2**	**0**	**3**	**0**	**0**

Barton's Regular Season Single-Game Highs:
Tackles - 15 at Atlanta (10/15/23)
Sacks - 1 (Four times, last vs. Houston, 11/16/25)
Tackle For Loss - 2 vs. Denver (9/12/21)
Interceptions - 1 (Eight times, last vs. L.A. Chargers, 11/2/25)
Forced Fumbles - 1 (Three times, last at New Orleans, 10/17/2024)

Barton's Career Postseason Single-Game Highs:
Tackles - 9 at San Francisco (1/14/23)
Sacks - 1 at Philadelphia (1/5/20)
Passes Defensed - 2 at Philadelphia (1/5/20)

INTERCEPTIONS BY LINEBACKERS

Linebacker **Cody Barton** has eight interceptions since the beginning of the 2022 season, including a career-high three interceptions with the Titans in 2025. He ranks among the NFL leaders at the linebacker position over the past four campaigns.

Most interceptions by linebackers from 2022 to 2025:

	Player	2025 Team	Interceptions
1.	Tremaine Edmunds	Chicago Bears	10
2.	Devin Lloyd	Jacksonville Jaguars	9
3.	**Cody Barton**	**Tennessee Titans**	**8**
4.	Robert Spillane	New England Patriots	7
	Fred Warner	San Francisco 49ers	7
	Ernest Jones	Seattle Seahawks	7
7.	Germaine Pratt	Indianapolis Colts	6
	Terrel Bernard	Buffalo Bills	6
8.	Matt Milano	Buffalo Bills	5
	Roquan Smith	Baltimore Ravens	5
	Logan Wilson	Cincinnati Bengals	5
	Andrew Van Ginkel	Minnesota Vikings	5

#33 • LB CEDRIC GRAY

6-2, 234, 2nd Year/2nd with Titans, North Carolina
Click for complete bio

Linebacker **Cedric Gray** is in his second NFL season in 2025. He was selected by the Titans in the fourth round (106th overall) of the 2024 NFL Draft.

As a rookie in 2024, spent the first seven games on injured reserve before being activated on Oct. 28, 2024. He appeared in the final seven games of the season and totaled 14 tackles on defense while ranking third on the team with eight tackles on special teams. His eight special teams tackles tied for the seventh-best total among rookies in 2024, and over the final seven weeks of the season, he led the rookie class and tied for second overall in the NFL (Oren Burks, Jeremy Reaves) behind only Pittsburgh's Miles Killebrew (nine).

In four seasons at the University of North Carolina, he played in 51 games with 37 starts and recorded 369 tackles, 30 tackles for loss, 8.5 sacks, five interceptions, 13 passes defensed, six forced fumbles and five fumble recoveries. He was a two-time first team All-ACC selection and a 2023 Butkus Award semifinalist.

As a senior in 2023, he played and started in 12 games and posted a team-best 121 tackles in addition to five sacks, 11 stops for loss, seven quarterback pressures, two forced fumbles, two fumble recoveries, an interception and four passes defensed. He was named first-team All-ACC by the league and the Associated Press. He recorded five double-digit tackle games and ranked second in the ACC with 121 tackles.

Gray is a native of Charlotte, N.C.

2025 Game Notes:

➢ **At Denver (9/7),** made his first NFL start. He ranked third on the team with seven tackles and added a stop on special teams.

➢ **Against the L.A. Rams (9/14),** finished with four tackles on defense and added a tackle on special teams.

➢ **Against Indianapolis (9/21),** tied for second on the defense with five tackles.

➢ **At Houston (9/28),** collected 17 tackles—a career-high, the most for a Titans defender this season, and the most tackles for a Titans defender since Daryl Worley had 17 at Washington on Dec. 1, 2024. His 17 tackles tied for the highest figure by a Titans player since 2020 (Worley). It was the 11th time since 2000 (press box statistics) in which a Titans defender registered 15 or more tackles in a game. Through Sept. 28, Gray's 17 stops at Houston were the most of any defender in the NFL during a single game in the 2025 season. The last NFL player to register 17 tackles in a game was Philadelphia's Oren Burks on Jan. 5, 2025. He added a tackle for loss and a quarterback pressure.

➢ **At Arizona (10/5),** led the team in tackles for the second consecutive game, collecting 12 tackles, including a stop for loss. His 29 total tackles in Weeks 4-5 ranked second in the NFL behind Miami's Jordyn Brooks (31).

➢ **At Las Vegas (10/12),** collected 11 tackles to lead the team for the third consecutive week, and he added a tackle on special teams. He also tallied a career-best two passes defensed, becoming the first Titans defender to record at least 11 tackles and two passes defensed in a game since Kevin Byard III on Oct. 10, 2021 at Jacksonville. He also became the first Titans defender with 11 or more tackles in three consecutive games since Azeez Al-Shaair from Oct. 8-29, 2023.

➢ **Against New England (10/19),** collected 10 tackles to lead the team for the third consecutive week and added three quarterback pressures. Over a four-game span, he accumulated 50 total tackles, and since the beginning of the 2000 season, only two previous Titans players had produced 50 tackles (GSIS tackle statistics) in a four-game stretch during a single season: Brad Kassell (50 from Dec. 13, 2004 to Jan. 2, 2005) and Azeez Al-Shaair (50 from Oct. 1, 2023 to Oct. 29, 2023; 51 from Oct. 8, 2023 to Nov. 2, 2023). Gray joined Al-Shaair (2023) as the team's only defenders since the beginning of the 2011 season with 10 or more tackles in four consecutive games.

➢ **At Indianapolis (10/26),** tied for the team lead with five tackles, including a stop for loss. He added a quarterback pressure.

➢ **Against the L.A. Chargers (11/2),** led the team with 16 tackles, including a sack. He notched his first career sack by bringing down Justin Herbert for a seven-yard loss in the fourth quarter. Gray registered his second game of 2025 with at least 16 tackles, after tallying 17 at Houston on Sept. 28. Since 2000, Gray was the first Titans player to have multiple games in a season with at least 16 tackles (GSIS tackle statistics). Only five Titans defenders in that span had previously notched one game with 16-plus tackles. Gray also became the NFL's first player in 2025 to register multiple games with 16 or more tackles.

➢ **Against Houston (11/16),** tied for the team lead with 11 tackles and tied a career best with two passes defensed. He also recovered a Titans fumble on a kickoff return to prevent a turnover. In the second quarter, he brought down Woody Marks for a loss of three yards for his sixth tackle for loss of the season. Since the beginning of the 2000 campaign, Gray's 98 total tackles on the season were the most by a Titans player through the team's first 10 games of a season (GSIS tackle statistics). Previously in that span, Stephen Tulloch (96 in 2010) and Azeez Al-Shaair (94 in 2023) had the most tackles for the Titans in the first 10 games of a season.

➢ **Against Seattle (11/23),** ranked second on the team with seven tackles.

➢ **Against Jacksonville (11/30),** led the team with nine tackles and added a quarterback pressure. With 114 tackles through the first 12 games of 2025, he became the third Titans player since 2000 to record at least 110 tackles in the first 12 games of a season (GSIS tackle statistics), joining Stephen Tulloch (127 in 2010) and Azeez Al-Shaair (114 in 2023).

➢ **At Cleveland (12/7),** led the defense with 10 tackles and added his first career fumble recovery and two quarterback pressures. In the fourth quarter, he recovered a Dylan Sampson fumble (forced by Marcus Harris) to set up a Titans touchdown drive. With 124 tackles through 13 games, he became the team's fourth player since the beginning of the 2000 campaign to reach 120 tackles in the first 13 games of the season (GSIS tackle statistics), joining Stephen Tulloch (136 in 2010), Azeez Al-Shaair (124 in 2020) and Keith Bulluck (120 in 2004).

➢ **At San Francisco (12/14),** finished with a team-leading 16 tackles and added two quarterback pressures before leaving the game with an injury. It was his third game of the season with at least 15 tackles, and only Las Vegas' Devin White (four) had more such games through 15 weeks in 2025. Gray's 11 tackles in the first half were the most by a Titans defender since at least the 2000 season (GSIS tackle statistics). There were five prior occasions over that span in which a TItans defender reached 10 tackles in the first half, and the last Titans player with 11-plus tackles in any half was Michael Griffin with 12 in the second half at San Diego on Sept. 16, 2012. Finishing the game with 140 tackles on the season, Gray became the team's second player since the beginning of the 2000 campaign to reach 140 tackles in the first 14 games of a season (GSIS tackle statistics), joining Stephen Tulloch (145 in 2010). Gray became the first Titans player to record five tackles in the first quarter since Roger McCreary had five against the Chargers on Sept. 17, 2023.

Gray's Career Regular Season Statistics:

Year	Team	GP	GS	Tackle	Sack	QBP	TFL	Int	PD	FF	FR
2024	Ten	7	0	14	0.0	0	0	0	0	0	0
2025	Ten	14	14	140	1.0	14	6	0	4	0	1
Totals		**21**	**14**	**154**	**1.0**	**14**	**6**	**0**	**4**	**0**	**1**

Gray's Regular Season Single-Game Highs:
Tackles - 17 at Houston (9/28/25)
Sacks - 1 vs. L.A. Chargers (11/2/25)
Fumble Recoveries - 1 at Cleveland (12/7/25)

2025 NFL TACKLE LEADERS

Linebacker **Cedric Gray** currently ranks among the top 10 tacklers in the NFL in his second NFL season. He totaled 14 tackles as a rookie in 2024.

Most total tackles in 2025:

Player		Team	Total	Solo	Asst
1.	Jordyn Brooks	Miami Dolphins	155	88	67
2.	Devin White	Las Vegas Raiders	149	81	68
3.	**Cedric Gray**	**Tennessee Titans**	**140**	**83**	**57**
4.	Bobby Wagner	Washington Commanders	137	68	69
5.	Jack Campbell	Detroit Lions	136	74	62
6.	Jamien Sherwood	New York Jets	129	58	71
7.	Carson Schwesinger	Cleveland Browns	125	57	68
8.	Demario Davis	New Orleans Saints	123	61	62
	Nick Bolton	Kansas City Chiefs	123	59	64
10.	Nate Landman	Los Angeles Rams	118	58	60

ADDITIONAL TITANS INSIDE LINEBACKERS

48 - LB JOE BACHIE
6-2, 235, 5th NFL Season/1st with Titans, Michigan State

➢ Joe Bachie signed to the Titans' practice squad on Oct. 17, 2025 and was promoted to the active roster on Oct. 23, 2025.
➢ In his first five seasons, he appeared in 56 games with seven starts in his time with the Colts (2025), Bengals (2021-24) and Eagles (2020).
➢ He entered the NFL as a rookie free agent with the New Orleans Saints in 2020.
➢ In college, appeared in 40 games with 34 starts at Michigan State (2016-19) and registered 285 tackles, 27.5 tackles for loss, eight sacks, 16 passes defensed, five interceptions, five forced fumbles and two fumble recoveries.
➢ Bachie is a native of Brook Park, Ohio.

54 - LB DORIAN MAUSI
6-1, 234, Rookie, Auburn

➢ Acquired by the Titans via waivers from the Minnesota Vikings on Aug. 27, 2025.
➢ Last name pronounced "mah-OO-see."
➢ Spent 2025 training camp and the 2025 preseason with the Vikings after joining the club as an undrafted free agent. Appeared in all three of Minnesota's 2025 preseason contests, collecting 11 tackles on defense and one stop on special teams.
➢ In college, he played his final season at Auburn (2024) after transferring from Duke (2020-23). In five total college campaigns, he recorded 274 tackles, including 81 stops to lead Auburn in 2024. He added 17 stops for loss, five sacks, an interception and six passes defensed during his college career.
➢ Mausi is a native of Detroit, Mich.

2025 Game Notes:
➢ **At Denver (9/7),** made his NFL debut and recovered a muffed punt in the fourth quarter.

52 - LB JAMES WILLIAMS SR.
6-4, 232, 2nd Year/2nd with Titans, Miami (Fla.)

➢ Drafted by the Titans in the seventh round (242nd overall) of the 2024 NFL Draft.
➢ Upon being drafted by the Titans, he converted from a college safety to an NFL linebacker.
➢ In 2024, participated in 13 games with one start as a rookie. He tallied 19 tackles for the defense. He also tied for fourth on the team with seven special teams tackles and added a fumble recovery.
➢ In three seasons at Miami (Fla.), Williams played in 33 games with 29 starts and recorded 162 tackles, four interceptions, 17 passes defensed, three forced fumbles and three fumble recoveries.
➢ As a junior in 2023, he started all 12 games of the regular season at safety and ranked second on team with 73 tackles. He added an interception, two forced fumbles, five passes defensed and a fumble recovery.
➢ During his sophomore season (2022), he played in 11 games with 10 starts at safety and ranked second on team with 58 total tackles. He also tallied a tackle for loss, an interception, seven passes defensed, two fumble recoveries and one forced fumble.
➢ He is a native of Fort Lauderdale, Fla.

2025 Game Notes:
➢ **At Cleveland (12/7),** blocked a punt by Corey Bojorquez in the fourth quarter to register the Titans' first blocked punt since Tim Shaw recorded one against Pittsburgh on Oct. 11, 2012. He added two special teams tackles.
➢ **At San Francisco (12/14),** posted four tackles, including the first tackle for loss of his career.

TITANS OUTSIDE LINEBACKERS

No.	Name	Ht	Wt	Exp	College
99	Gaye, Ali (IR)	6-6	265	2	Louisiana State
92	Harrell, Jaylen	6-4	247	2	Michigan
56	Jones, Truman	6-3	255	1	Harvard
49	Key, Arden	6-5	240	8	Louisiana State
7	Oladejo, Oluwafemi (IR)	6-3	259	R	UCLA
53	Ward, Jihad	6-5	285	10	Illinois

#49 • OLB ARDEN KEY

6-5, 240, 8th Year/3rd with Titans, Louisiana State
Click for complete bio

Outside linebacker **Arden Key** is in his eighth NFL season and his third campaign with the Titans in 2025. He was signed by the Titans as an unrestricted free agent on March 20, 2023.

In 2024, he participated in the first 16 games of the season with a career-high 15 starts. When he was inactive for the season finale, it ended his streak of 75 consecutive games played. His 6.5 sacks in 2024 tied his career high (2021) and ranked second on the team, and he also established career highs with 42 total tackles and 11 tackles for loss. He added 38 quarterback pressures, one pass defensed, two forced fumbles and one fumble recovery.

In 2023, Key appeared in 17 games for the third consecutive season and registered nine starts—the most since starting 10 times in 2018 as a rookie with Oakland. He ranked second on the team with a career-high 57 quarterback pressures, and his six sacks provided the second-best total of his career. He added 30 tackles, four tackles for loss, two passes defensed and two forced fumbles.

Key originally entered the NFL as a third-round pick (87th overall) of the Oakland Raiders in 2018 and spent his first three campaigns with the organization. He then spent the 2021 campaign with the San Francisco 49ers and the 2022 season with the Jacksonville Jaguars. His statistical totals during his first five NFL seasons included 98 tackles and 14 sacks in 71 games (13 starts).

In 2022, Key played 17 games with three starts for the Jaguars and totaled 27 tackles, 4.5 sacks, 38 quarterback pressures, five tackles for loss and a fumble recovery. His 38 pressures ranked second for the Jaguars, and over the last five weeks of the season, he posted 25 pressures, which ranked second in the league behind Nick Bosa over that time frame. He was a key figure in helping the Jaguars win the AFC South and advance to the divisional round of the playoffs.

In 2021, Key notched a career-best 6.5 sacks to go along with 22 tackles and 25 quarterback pressures in his lone season with the 49ers.

During a three-year career at Louisiana State University, Key totaled 21 sacks and 26.5 tackles for loss. As a sophomore, he earned all-conference honors, while setting the school record for sacks in a season (12.0).

He is a native of Atlanta, Ga.

2025 Game Notes:

➢ **At Denver (9/7),** started and posted one tackle in the season opener.

➢ **Against the L.A. Rams (9/14),** blocked a Rams extra point attempt in the fourth quarter. It was the Titans' first blocked kick since Dec. 11, 2023 at Miami when Denico Autry blocked a 44-yard field goal attempt. It was the second blocked kick of Key's career and the first since Dec. 2, 2018 as a member of the Raiders against the Kansas City Chiefs, when he blocked an extra point attempt by Harrison Butker. Added one tackle.

➢ **At Houston (9/28),** notched his first sack of the season in the second quarter, taking down C.J. Stroud to force a third-and-17. It was his first sack since Dec. 1, 2024 at Washington. He added two tackles and two quarterback pressures.

➢ **At Arizona (10/5),** recorded a half sack in the second quarter, his second consecutive week with at least a half sack. Combined with Jeffery Simmons to bring down Kyler Murray for a loss of eight yards. Improved his total to 14 sacks since signing as a free agent in 2023, most among active Titans in that span.

➢ **Against Houston (11/16),** returned to action after missing the previous four games due to injury. He led the defense with 1.5 sacks, two tackles for loss and four quarterback pressures and finished with three tackles. In the second quarter, he combined with Jaylen Harrell to sack Davis Mills on third-and-five. In the fourth quarter, he registered a six-yard sack of Mills. He logged his third consecutive individual game with at least a half sack.

➢ **Against Seattle (11/23),** brought down Sam Darnold for a five-yard sack on fourth down in the fourth quarter. He also finished with a team-high two tackles for loss. It was his fourth consecutive individual game with at least a half sack.

➢ **Against Jacksonville (11/30),** totaled three tackles and three quarterback pressures.

➢ **At Cleveland (12/7),** finished second on the defense with nine quarterback pressures and added three tackles.

➢ **At San Francisco (12/14),** generated three quarterback pressures and two tackles.

Key's Career Regular Season Statistics:

Year	Team	GP	GS	Tackle	Sack	QBP	TFL	Int	PD	FF	FR
2018	Oak	16	10	30	1.0	13	4	0	0	0	0
2019	Oak	7	0	4	2.0	14	2	0	0	0	0
2020	LV	14	0	15	0.0	28	2	0	2	0	0
2021	SF	17	0	22	6.5	25	5	0	1	0	0
2022	Jax	17	3	27	4.5	38	5	0	2	0	1
2023	Ten	17	9	30	6.0	57	4	0	2	2	0
2024	Ten	16	15	42	6.5	38	11	0	1	2	1
2025	Ten	10	8	19	4.0	27	5	0	0	0	0
NFL Totals		**114**	**45**	**189**	**30.5**	**240**	**38**	**0**	**8**	**4**	**2**

Key's Career Postseason Statistics:

Year	Team	GP	GS	Tackle	Sack	QBP	TFL	Int	PD	FF	FR
2021	SF	3	0	2	0.0	3	0	0	0	0	0
2022	Jax	2	0	2	0.0	2	0	0	1	0	0
Playoff Totals		**5**	**0**	**4**	**0.0**	**5**	**0**	**0**	**1**	**0**	**0**

Key's Regular Season Single-Game Highs:
Tackles - 6 at Detroit (10/27/24)
Sacks - 2 at Detroit (10/27/24)
Quarterback Pressures - 11 at New Orleans (9/10/23)
Forced Fumbles - 1 (Four times, last vs. New England, 11/3/24)
Fumble Recovery - 1 (Twice, last at Miami, 9/30/24)
Passes Defensed - 1 (Eight times, last at Chicago, 9/8/24)

Key's Playoff Single-Game Highs:
Tackles - 1 (Four times, last at Kansas City, 1/21/23)
Passes Defensed - 1 vs. L.A. Chargers (1/14/23)

#7 • OLB OLUWAFEMI OLADEJO

6-3, 259, Rookie, UCLA
Click for complete bio

Outside linebacker **Oluwafemi Oladejo** (pronounced "oh-loo-wah-FEH-me oh-luh-DAY-jo") was selected by the Titans in the second round (52nd overall) of the 2025 NFL Draft.

After playing two seasons at the University of California (2021-22), Oladejo finished his collegiate career with two seasons at UCLA (2023-24). He began college as an off-the-ball linebacker before transitioning to the edge position during his senior campaign at UCLA. With 46 games played and 27 starts over his four combined seasons, he totaled 238 total tackles, 24 stops for loss, six sacks, a forced fumble and three fumbles recoveries.

As a senior at UCLA in 2024, Oladejo started two games at inside linebacker before moving to the edge spot. He recorded starts in all 12 games on the season and logged 57 total tackles, 13.5 tackles for loss, 4.5 sacks and two pass breakups. His 13.5 stops for loss, 4.5 sacks and six quarterback hurries led the team. After the season, he was named the Kenny Clark Award winner for the team's most outstanding defensive lineman.

In his first year at UCLA, Oladejo appeared in all 13 games with four starts. His statistics included 54 tackles, a half sack, 3.5 stops for loss, an interception, three passes defensed and two fumble recoveries.

The Sacramento, Calif., native played in nine games at Cal as a true freshman in 2021, and in 2022, he appeared in 10 games with 10 starts.

2025 Game Notes:

➢ **At Denver (9/7),** started at outside linebacker in his NFL debut. He became the first Titans rookie to start at outside linebacker since Harold Landry III in 2018. Posted two tackles and notched a quarterback hit on Bo Nix in the third quarter.

➢ **At Arizona (10/5),** posted two tackles and two quarterback pressures.

➢ **At Las Vegas (10/12),** tied for the team-lead with a career-high two tackles for loss, bringing down Ashton Jeanty for losses of three and five yards. He added three tackles and two quarterback pressures.

➢ Placed on injured reserve on Oct. 14.

Oladejo's 2025/Career Regular Season Statistics:

Year	Team	GP	GS	Tackle	Sack	QBP	TFL	Int	PD	FF	FR
2025	Ten	6	2	13	0.0	6	2	0	0	0	0

Oladejo's College Career Statistics:

Year	Team	GP	GS	Tackle	Sack	TFL	Int	PD	FF	FR
2021	Cal	9	1	36	0.0	2.5	0	0	0	0
2022	Cal	12	10	91	1.0	4.5	1	1	1	1
2023	UCLA	13	4	54	0.5	3.5	1	3	0	2
2024	UCLA	12	12	57	4.5	13.5	0	2	0	0
Totals		**46**	**27**	**238**	**6.0**	**24.0**	**2**	**6**	**1**	**3**

ADDITIONAL TITANS OUTSIDE LINEBACKERS

99 - OLB ALI GAYE
6-6, 265, 2nd NFL Season, Louisiana State

➢ Ali Gaye was originally acquired by the Titans via waivers from the Houston Texans on Aug. 28, 2024.

➢ In 2024, Gaye saw action as a reserve in 15 games in his first season with the Titans. He tallied eight tackles, a sack, five quarterback pressures and three stops for loss. He was inactive for two contests. Tied for the team lead in sacks once in 2024 (at HST). Made NFL debut vs. N.Y. Jets (9/15/24).

➢ Gaye originally entered the league as an undrafted free agent with the Houston Texans and spent the entire 2023 campaign on the practice squad.

➢ Gaye spent three seasons at Louisiana State (2020-22) after transferring from Garden City (Kan.) Community College. Appeared in 27 games with 26 starts for the Tigers and amassed 87 career tackles, 18 tackles for loss and seven sacks.

➢ Gaye was born in The Gambia.

2025 Game Notes:

➢ Placed on injured reserve on Oct. 28, 2025.

92 - OLB JAYLEN HARRELL
6-4, 247, 2nd Year/2nd with Titans, Michigan

➢ Selected by the Titans in the seventh round (252nd overall) of the 2024 NFL Draft.

➢ In 2024, appeared in all 17 games as a rookie and totaled nine tackles, three quarterback pressures, two tackles for loss and four special teams tackles.

➢ In four seasons at the University of Michigan, Harrell appeared in 46 games with 31 starts off the edge. He compiled 78 tackles, 19 tackles for loss, eight sacks, two forced fumbles and three pass breakups in a career that ended in three straight Big Ten Championships (2021-23) and the 2023 College Football Playoff National Championship.

➢ During his time in Ann Arbor, Harrell was Academic All-Big Ten three times (2021-23) and All-Big Ten honorable mention twice (2022-23).

➢ As a senior in 2023, he started all 15 games for the national champion Wolverines, totaling 31 tackles, nine tackles for loss, 6.5 sacks, two forced fumbles and one pass breakup.

➢ His father, James Harrell, played linebacker in the NFL for the Detroit Lions (1979-83, 85-86) and the Kansas City Chiefs (1987). He also played for the USFL's Tampa Bay Bandits from 1984-85.

➢ He is a native of Tampa, Fla.

2025 Game Notes:

➢ **At Denver (9/7),** led the team with a career-high three special teams tackles.

➢ **Against New England (10/19),** collected three tackles and two passes defensed.

➢ **Against Houston (11/16),** notched his first career half-sack, combining with Arden Key to bring down Davis Mills on third-and-five in the second quarter. He totaled two tackles and two quarterback pressures.

➢ **At Cleveland (12/7),** combined with Jeffery Simmons to bring down Shedeur Sanders for a third-down sack in the first quarter. He totaled four quarterback pressures and added two tackles.

➢ **At San Francisco (12/14),** recorded his first career solo sack in the second quarter, dropping Brock Purdy for a loss of three yards. He logged two tackles and two quarterback pressures.

56 - OLB TRUMAN JONES
6-3, 255, 1st Year/1st with Titans, Harvard

➢ Signed by the Titans off New England's practice squad on Oct. 28, 2025.

➢ Initially joined the NFL as a rookie free agent with the Kansas City Chiefs in 2023.

➢ Joined the Patriots' practice squad during Week 14 of the 2024 season, playing in two games during his stint with the team.

➢ Played four seasons at Harvard (2018-22), appearing in 30 games and totaling 88 tackles, 29 tackles for loss, 14.5 sacks, six passes defensed, three forced fumbles, a fumble recovery and four blocked kicks. Was a unanimous First Team All-Ivy selection and Phil

Steele Ivy League Defensive Player of the Year honors as a senior in 2022.
➢ Jones in a native of Atlanta, Ga.

2025 Game Notes:
➢ **Against the L.A. Chargers (11/2),** made his Titans debut.

53 - OLB JIHAD WARD
6-5, 285, 10th Year/1st with Titans, Illinois

➢ Signed by the Titans as a free agent on July 24, 2025.
➢ Prior to arriving in Tennessee, played nine seasons in the NFL, appearing in 119 games with 37 career starts during his time with the Oakland Raiders (2016-17), Indianapolis Colts (2018-19), Baltimore Ravens (2019-20), Jacksonville Jaguars (2021), New York Giants (2022-23) and Minnesota Vikings (2024).
➢ Joined the Titans with career totals that included 168 tackles, 19 sacks, 25 tackles for loss, three forced fumbles and five fumble recoveries.
➢ In 2024, Ward appeared in all 17 games for the Minnesota Vikings with two starts and tallied 10 tackles, one sack and one fumble recovery. He also recorded a start in Minnesota's wild card playoff game.
➢ The Philadelphia, Pa., native was selected by the Raiders in the second round (44th overall) of the 2016 NFL Draft.
➢ Prior to reaching the NFL, he totaled 4.5 sacks in two seasons at the University of Illinois (2014-15) after transferring from Globe Institute of Technology.

2025 Game Notes:
➢ **At Arizona (10/5),** finished second on the team with four quarterback pressures and added a tackle and a pass defensed.
➢ **At Las Vegas (10/12),** logged his first start of the season and registered three tackles, one quarterback pressure, two quarterback hits and a pass defensed.
➢ **Against New England (10/19),** registered four tackles, including his first sack in a Titans uniform when he took down Drake Maye for a six-yard loss on third-and-six in the first quarter. It was the 20th sack of his career. He added a tackle for no gain on the drive.
➢ **Against L.A. Chargers (11/2),** notched a career-high 2.5 sacks to go with four tackles and a career-high eight quarterback pressures. He dropped Justin Herbert for a six-yard sack in the first quarter and added a six-yard sack in the second quarter. He then combined with Dre'Mont Jones for a sack in the third quarter. Ward became the fourth Titans player in the past 10 seasons (2016-25) to record at least 2.5 sacks in a game, joining Cameron Wake (2.5 at Cleveland on Sept. 8, 2019), Jeffery Simmons (three at L.A. Rams on Nov. 7, 2021) and Harold Landry III (three at Miami on Dec. 11, 2023).
➢ **Against Houston (11/16),** totaled three quarterback pressures.
➢ **Against Seattle (11/23),** recorded a pass defensed, combining with Marcus Harris to break up a Sam Darnold pass in the second quarter. It was his third pass defensed of the season, one shy of tying a single season career-best (four in 2022).
➢ **Against Jacksonville (11/30),** sacked Trevor Lawrence for a loss of seven yards in the second quarter. He totaled two tackles and tied for the team lead with four quarterback pressures.
➢ **At Cleveland (12/7),** logged three tackles and a team-high four quarterback hits. He also tied his career high with eight quarterback pressures.
➢ **At San Francisco (12/14),** notched three tackles, including a stop for loss. Brought down George Kittle for a loss of one in the first quarter.

TITANS CORNERBACKS

No.	Name	Ht	Wt	Exp	College
18	Armour-Davis, Jalyn	6-1	200	4	Alabama
39	Baker Jr., Darrell	6-1	190	3	Georgia Southern
35	Elam, Kaiir	6-1	191	4	Florida
26	Harris, Marcus	5-11	188	R	California
21	Robinson, Micah	5-11	183	R	Tulane
38	Sneed, L'Jarius (IR)	6-1	192	6	Louisiana Tech

#38 • CB L'JARIUS SNEED

6-1, 192, 6th Year/2nd with Titans, Louisiana Tech
Click for complete bio

Cornerback **L'Jarius Sneed** is in his sixth NFL season and his second campaign with the Titans in 2025. He was acquired by the Titans in a trade with the Kansas City Chiefs on April 1, 2024.

Sneed started five games before missing the remainder of the season due to a quad injury. He was placed on injured reserve on Nov. 23. His statistics prior to the injury included 23 tackles and two tackles for loss.

Sneed spent four seasons with the Chiefs after they selected him in the fourth round (138th overall) of the 2020 NFL Draft. During that time, he tallied 10 interceptions, 40 passes defensed and 6.5 sacks in 57 games. He and Harrison Smith were the only two NFL players from 2020 to 2023 to record at least 10 interceptions and 6.5 sacks.

Sneed also arrived in Tennessee with 13 games of postseason experience. He helped the Chiefs win two Super Bowls (LVII, LVIII), and his seven passes defensed tied for third in the postseason from 2020 to 2023. He became one of five NFL players from 2000 to 2023 with at least 75 tackles, two sacks and seven passes defensed in the postseason, joining **Ray Lewis**, **James Farrior**, **Brian Dawkins** and **Rodney Harrison**.

In 2023, he started 16 games at cornerback and amassed 78 tackles, two interceptions, a career-best 14 passes defensed and a fumble recovery. He was in the starting lineup for all four Chiefs postseason games and generated 17 tackles, three passes defensed and a forced fumble while helping the Chiefs to their second consecutive Super Bowl championship.

As a rookie in 2020, Sneed was named to the Pro Football Writers Association's All-Rookie team after notching 41 tackles, three interceptions, two sacks and seven passes defensed in nine games.

As a college player at Louisiana Tech, Sneed was named second-team All-Conference USA as a senior in 2019. He played safety and cornerback in college, and in 51 games, he registered 177 tackles, eight interceptions and 19 passed defensed.

He is a native of Minden, La.

2025 Game Notes:
➢ **At Denver (9/7),** started at cornerback and notched a pass defensed in his first action since Week 6 of the 2024 season.
➢ **Against the L.A. Rams (9/14),** posted three tackles and a team-high two passes defensed.
➢ **At Arizona (10/5),** affected Emari Demercado as he lost a fumble through the back of the end zone in the fourth quarter, resulting in a touchback and returning possession to the Titans. The turnover preceded 16 Tennessee points in the final frame to capture the 22-21 victory. He also logged four tackles.
➢ **At Las Vegas (10/12),** notched a career-high 10 tackles.
➢ **Against New England (10/19),** registered a pair of tackles before leaving the game with an injury.
➢ Placed on injured reserve on Oct. 23, 2025.

Sneed's Career Regular Season Statistics:

Year	Team	GP	GS	Tackle	Sack	QBP	TFL	Int	PD	FF	FR
2020	KC	9	6	41	2.0	4	2	3	7	0	0
2021	KC	15	15	76	1.0	8	7	2	8	1	1
2022	KC	17	17	108	3.5	13	5	3	11	3	1
2023	KC	16	16	78	0.0	4	5	2	14	0	1
2024	Ten	5	5	23	0.0	0	2	0	0	0	0
2025	Ten	7	7	26	0.0	0	0	0	3	0	0
Totals		**69**	**66**	**352**	**6.5**	**29**	**21**	**10**	**43**	**4**	**3**

Sneed's Career Postseason Statistics:

Year	Team	GP	GS	Tackle	Sack	QBP	TFL	Int	PD	FF	FR
2020	KC	3	3	14	2.0	2	3	0	0	0	0
2021	KC	3	3	27	0.0	0	1	1	2	0	0
2022	KC	3	3	17	0.0	0	0	0	2	0	0
2023	KC	4	4	17	0.0	0	0	0	3	1	0
Totals		**13**	**13**	**75**	**2.0**	**2**	**4**	**1**	**7**	**1**	**0**

Sneed's Regular Season Single-Game Highs:
Tackles - 10 at Las Vegas (10/12/25)
Interceptions - 1 (10 times, last vs. Philadelphia,11/20/23)
Passes Defensed - 3 (Three times, last vs. Buffalo, 12/10/23)
Sacks - 1 (Six times, last at Tampa Bay, 10/2/22)
Tackles For Loss - 2 (Twice, last at New England, 12/17/23)
Forced Fumble - 1 (Four times, last vs. Las Vegas, 10/10/22)
Fumble Recovery - 1 (Three times, last at Jacksonville, 9/17/23)

Sneed's Postseason Single-Game Highs:
Tackles - 10 vs. Cincinnati (1/30/22)
Interceptions - 1 vs. Cincinnati (1/30/22)
Passes Defensed - 2 (Twice, last vs. Miami, 1/13/24)
Sacks - 1 (Twice, last vs. Buffalo, 1/24/21)
Tackles For Loss - 2 vs. Cleveland (1/17/21)
Forced Fumble - 1 at Baltimore (1/28/24)

ADDITIONAL TITANS CORNERBACKS

18 - CB JALYN ARMOUR-DAVIS
6-1, 200, 4th Year/1st with Titans, Alabama

➢ Acquired by the Titans via waivers from the Baltimore Ravens on Aug. 27, 2025.
➢ Prior to arriving in Tennessee, he appeared in 19 games with three starts after entering the league in 2022 as a fourth-round draft pick (119th overall) of the Baltimore Ravens.
➢ His career totals during his time with the Ravens included 16 tackles, two passes defensed, one tackle for loss and four special teams tackles.
➢ In 2024, he played in seven games and recorded seven tackles and one pass defensed to help Baltimore's defense rank No. 1 against the run and No. 5 in yards per play allowed.
➢ The Mobile, Ala, native appeared in 29 games with 11 starts at Alabama, where he recorded 36 tackles, three interceptions and six passes defensed.

2025 Game Notes:
➢ **Against Indianapolis (9/21),** made his Titans debut and started at cornerback for the first time since Oct. 27, 2024 as a member of the Baltimore Ravens. He recorded a tackle in his first game action with the team.
➢ **At Houston (9/28),** started and made five tackles, tying his career-best.
➢ **At Arizona (10/5),** registered a career-best nine tackles.
➢ **Against Houston (11/16),** finished with two tackles, a tackle for loss and a pass defensed. In the first quarter, he broke up a pass intended for Nico Collins and also brought down Woody Marks for a loss of one yard and his first tackle for loss of the season.
➢ **Against Seattle (11/23),** finished third on the defense with four tackles.

39 - CB DARRELL BAKER JR.
6-1, 190, 3rd Year/2nd with Titans, Georgia Southern

➢ Acquired by the Titans via waivers from the Indianapolis Colts on Aug. 29, 2024.
➢ In 2024, set career highs with 17 games played, nine starts, 36 tackles and one tackle for loss. He also tallied five passes defensed.
➢ Prior to joining the Titans, he spent two seasons (2022-23) with the Colts, playing in a total of 17 games with six starts. During that time, he posted 34 tackles, seven passes defensed and one fumble recovery.
➢ In 2023, Baker played in 14 games with six starts for the Colts, totaling 34 tackles and seven passes defensed.
➢ Baker entered the NFL in 2022 as an undrafted college free agent with the Arizona Cardinals. He was released at the end of his rookie training camp and then joined the Colts practice squad.
➢ During his college career at Georgia Southern, he tallied 111 tackles, 4.5 tackles for loss, three interceptions, 17 passes defensed and two forced fumbles.
➢ He is a native of Hephzibah, Ga.

2025 Game Notes:
➢ **Against the L.A. Chargers (11/2),** posted four tackles and a pass defensed.
➢ **Against Housotn (11/16),** tied for first on the team with a career-high 11 tackles. In the third quarter, he broke up a pass intended for Xavier Hutchinson on third-and-five. Added a special teams tackle.
➢ **Against Seattle (11/23),** registered two tackles and a pass defensed, breaking up a third down pass intended for Cooper Kupp to force a Seattle punt that was returned 90 yards for a touchdown by Chimere Dike.
➢ **Against Jacksonville (11/30),** broke up a pass intended for Parker Washington in the second quarter to force a Jaguars punt and added three tackles.
➢ **At Cleveland (12/7),** broke up a deep pass intended for Isaiah Bond in the third quarter. He finished with two tackles and two passes defensed.
➢ **At San Francisco (12/14),** recorded five tackles.

35 - CB KAIIR ELAM
6-1, 191, 4th Year/1st with Titans, Florida

➢ Signed by the Titans as a free agent on Nov. 26, 2025.
➢ Prior to arriving in Tennessee, he appeared in 39 career games with 19 starts during his time with the Buffalo Bills (2022-24) and Dallas Cowboys (2025). His statistics during that time included two interceptions, seven passes defensed, 107 tackles, three tackles for loss and one fumble recovery.
➢ In 10 games with the Cowboys in 2025, he registered seven starts and accumulated 29 tackles and one pass defensed.
➢ In 2024, his final season in Buffalo, he appeared in 13 games with four starts, totaling 25 tackles, two passes defensed, two tackles for loss and one fumble recovery.
➢ Selected by the Bills in the first round (23rd overall) of the 2022 NFL Draft.
➢ Traded from Buffalo to Dallas on March 12, 2025.
➢ The Riviera Beach, Fla., native attended the University of Florida (2019-21), where he finished his career with 79 tackles, 26 pass breakups and six interceptions.
➢ His father, Abram, played in the NFL as a safety for Miami, Dallas, the

N.Y. Jets, Cleveland and Kansas City. His uncle, Matt, was an NFL safety and a first-round draft pick of the Baltimore Ravens in 2013.

2025 Game Notes:
➢ **Against Jacksonville (11/30),** made his Titans debut.
➢ **At San Francisco (12/14),** recovered a fumble caused by a Jeffery Simmons strip-sack in the fourth quarter and returned the ball nine yards. The Titans offense scored a touchdown two plays later. It was his second career fumble recovery and his first since Nov. 3, 2024 against Miami as a member of the Buffalo Bills.

26 - CB MARCUS HARRIS
5-11, 188, Rookie, California

➢ Selected by the Titans in the sixth round (183rd overall) of the 2025 NFL Draft.
➢ Appeared in 53 games over five college seasons at Oregon State (2019-20), Idaho (2021-23) and California (2024). In five combined seasons, Harris tallied 200 tackles, 11.5 stops for loss, eight interceptions and 42 passes defensed.
➢ At Idaho, Harris was a first team FCS All-American and an All-Big Sky conference performer, scoring three defensive touchdowns during his three seasons with the school.
➢ The Portland, Ore., native finished his college career in 2024 at California, where he recorded two interceptions and seven passes defensed.

2025 Game Notes:
➢ **At Denver (9/7),** made his NFL debut.
➢ **Against the L.A. Chargers (11/2),** credited with a tackle and a pass defensed.
➢ **Against Houston (11/16),** recorded a pass defensed, breaking up a pass intended for Christian Kirk in the second quarter. He also notched four tackles.
➢ **Against Seattle (11/23),** recorded his first career start, totaling two tackles in addition to a career-best and team-leading two passes defensed. He broke up a pass intended for Kenneth Walker III in the first quarter to force a Seattle field goal attempt.
➢ **Against Jacksonville (11/30),** started his second consecutive game at cornerback and logged four tackles.
➢ **At Cleveland (12/7),** recorded his first career forced fumble after knocking the ball loose from Dylan Sampson in the fourth quarter. The fumble was recovered by Cedric Gray and led to a Titans touchdown on the ensuing offensive drive. He added two tackles.
➢ **At San Francisco (12/14),** logged a career-high seven tackles and a pass defensed, defending a pass intended for Kendrick Bourne in the third quarter.

21 - CB MICAH ROBINSON
5-11, 183, Rookie, Tulane

➢ Signed by the Titans off Green Bay's practice squad on Oct. 28, 2025.
➢ Spent the 2025 offseason and start of the regular season with the Green Bay Packers after being selected in the seventh round (237th overall) of the 2025 NFL Draft.
➢ Began his college career at Furman (2020-23) before transferring to Tulane in 2024. He totaled 136 tackles, 29 passes defensed and seven interceptions in 56 college games played.
➢ Robinson is a native of Atlanta, Ga.

2025 Game Notes:
➢ **Against the L.A. Chargers (11/2),** made his NFL debut.
➢ **At Cleveland (12/7),** tied for the team lead with three special teams tackles.

TITANS SAFETIES

No.	Name	Ht	Wt	Exp	College
30	Brooks, Kendell	6-0	206	1	Michigan State
44	Brown, Mike (IR)	6-1	218	3	Miami (Ohio)
41	Hallett II, Erick	5-11	200	1	Pittsburgh
37	Hooker, Amani	5-11	210	7	Iowa
42	Kane, Sanoussi	5-11	210	2	Purdue
28	Reed II, Jerrick	5-9	197	3	New Mexico
23	Winston Jr., Kevin (IR)	6-2	213	R	Penn State
25	Woods, Xavier (IR)	5-11	200	9	Louisiana Tech

#37 • S AMANI HOOKER

5-11, 210, 7th Year/7th with Titans, Iowa
Click for complete bio

Safety **Amani Hooker** is in his seventh NFL season in 2025. He was selected by the Titans in the fourth round (116th overall) of the 2019 NFL Draft.

During his first six seasons, Hooker's totals included 12 interceptions, 31 passes defensed and 315 tackles in 80 games (51 starts). Only **Kevin Byard** had more interceptions for the team from 2019 through 2024.

In 2024, Hooker appeared in 14 games. He led the Titans defense with a career-best five interceptions, and he tied for the team lead with a career-high nine passes defensed. His 14 starts also established career highs, as did his seven quarterback pressures, four tackles for loss and two forced fumbles.

In 2023, Hooker played in 13 games and recorded 13 starts. He also established a career high with 80 tackles, which ranked fourth on the defense, and added one interception, seven passes defensed, two quarterback pressures and three tackles for loss. He finished the campaign on injured reserve.

In 2022, Hooker was limited to nine games due to injuries. He contributed 46 tackles, one interception, three passes defensed, one forced fumble, one fumble recovery, four quarterback pressures and one tackle for loss.

Hooker appeared in 12 games in 2021 with a career-high 12 starts. He totaled a career-best 62 tackles, one tackle for loss, one interception, four passes defensed and one forced fumble. He added seven tackles and an interception in the team's divisional playoff contest.

In 2020, Hooker played 16 games with three starts. He tied **Malcolm Butler** for the team lead with four interceptions and ranked fourth on the team with seven special teams tackles. Additionally, he totaled one tackle for loss and eight passes defensed.

As a rookie in 2019, Hooker played as a reserve safety in all 16 games and collected 13 tackles while ranking third on the team with eight special teams tackles.

During a three-year career at Iowa, Hooker played in 36 games with 19 starts and totaled 125 tackles, six interceptions, a sack, 3.5 tackles for loss and nine passes defensed. He declared for the NFL Draft following his junior campaign.

Hooker is a native of Minneapolis, Minn.

2025 Game Notes:

- **At Denver (9/7),** started at safety and tallied five tackles and a pass defensed.
- **Against the L.A. Rams (9/14),** registered his first career sack when he dropped Matthew Stafford for an eight-yard loss in the fourth quarter. He added eight tackles to tie for the team lead.
- **Against Indianapolis (9/21),** registered five tackles and two passes defensed. He batted down a Daniel Jones pass in the first quarter and forced an incompletion on a deep pass to Alec Pierce in the third quarter to log his seventh career game with multiple passes defensed.
- **At Arizona (10/5),** notched four tackles, marking his fifth consecutive game with at least four tackles. He was one of three Titans defenders (Cody Barton, Cedric Gray) to record at least four tackles in every contest from Week 1 to Week 5.
- **At Las Vegas (10/12),** notched three tackles and a stop for loss, dropping Raheem Mostert for a loss of two yards in the fourth quarter.
- **Against New England (10/19),** tied for third on the team with six tackles.
- **At Indianapolis (10/26),** recorded a season-high and career-best-tying three passes defensed. The number matched his personal best against New England on Nov. 3, 2024. He added five tackles to tie for the team lead.
- **Against the L.A. Chargers (11/2),** finished second on the defense with seven tackles.
- **Against Houston (11/16),** finished third on the defense with nine tackles and added a pass defensed. He broke up a third-down pass intended for Dalton Schultz to force a Houston punt.
- **Against Jacksonville (11/30),** recorded four tackles, including a tackle for loss, before leaving the game with an injury.
- **At Cleveland (12/7),** recorded six tackles to rank third on the team and added a quarterback pressure.
- **At San Francisco (12/14),** recorded seven tackles and a pass defensed, breaking up a pass intended for Jauan Jennings on third down in the second quarter.

Hooker's Career Regular Season Statistics:

Year	Team	GP	GS	Tackle	Sack	QBP	TFL	Int	PD	FF	FR
2019	Ten	16	0	13	0.0	0	0	0	0	0	0
2020	Ten	16	3	44	0.0	0	1	4	8	0	0
2021	Ten	12	12	62	0.0	0	1	1	4	1	0
2022	Ten	9	9	46	0.0	4	1	1	3	1	1
2023	Ten	13	13	80	0.0	2	3	1	7	0	0
2024	Ten	14	14	70	0.0	7	4	5	9	2	0
2025	Ten	14	14	76	1.0	4	3	0	8	0	0
Totals		**94**	**65**	**391**	**1.0**	**17**	**13**	**12**	**39**	**4**	**1**

Hooker's Career Postseason Statistics:

Year	Team	GP	GS	Tackle	Sack	QBP	TFL	Int	PD	FF	FR
2019	Ten	3	0	3	0.0	0	0	0	0	0	0
2020	Ten	1	0	0	0.0	0	0	0	0	0	0
2021	Ten	1	1	7	0.0	0	0	1	2	0	0
Totals		**5**	**1**	**10**	**0.0**	**0**	**0**	**1**	**2**	**0**	**0**

Hooker's Regular Season Single-Game Highs:
Tackles - 12 at L.A. Rams (11/7/21)
Interceptions - 2 vs. New England (11/3/24)
Passes Defensed - 3 (Twice, last at Indianapolis, 10/26/25)
Sacks - 1 vs. L.A. Rams (9/14/25)

Hooker's Playoff Single-Game Highs:
Tackles - 7 vs. Cincinnati (1/22/22)
Interceptions - 1 vs. Cincinnati (1/22/22)
Passes Defensed - 2 vs. Cincinnati (1/22/22)

TITANS INTERCEPTIONS, 1999-2025

During the franchise's "Titans era," which began in 1999, safety **Amani Hooker** has the ninth most interceptions for the team. He has picked off 12 passes since he was selected by the Titans in the fourth round of the 2019 NFL Draft.

Most interceptions for the Titans from 1999 to 2025:

	Player	Position	Seasons	Interceptions
1.	Kevin Byard III	S	2016-2023	27
2.	Michael Griffin	S	2007-2015	25
3.	Samari Rolle	CB	1999-2004	23
4.	Keith Bulluck	LB	2000-2009	19
5.	Andre Dyson	CB	2001-2004	16
	Chris Hope	S	2006-2011	16
7.	Cortland Finnegan	CB	2006-2011	14
8.	Jason McCourty	CB	2009-2016	13
9.	**Amani Hooker**	**S**	**2019-2025**	**12**
10.	Alterraun Verner	CB	2010-2013	11

2024 INTERCEPTION LEADERS

With five interceptions in 2024, Titans safety **Amani Hooker** recorded a career high and tied for the sixth-best total in the NFL.

Most interceptions in 2024:

	Player	Team	Position	Interceptions
1.	Kerby Joseph	Detroit Lions	FS	9
2.	Xavier McKinney	Green Bay Packers	FS	8
3.	C.J. Gardner-Johnson	Philadelphia Eagles	S	6
	Marlon Humphrey	Baltimore Ravens	CB	6
	Byron Murphy	Minnesota Vikings	CB	6
6.	**Amani Hooker**	**Tennessee Titans**	**FS**	**5**
	Donte Jackson	Pittsburgh Steelers	CB	5
	Derek Stingley Jr.	Houston Texans	CB	5
	Calen Bullock	Houston Texans	FS	5
10.	(nine tied)			4

#23 • S KEVIN WINSTON JR.

6-2, 213, Rookie, Penn State
Click for complete bio

Rookie safety **Kevin Winston Jr.** was selected in the third round (82nd overall) of the 2025 NFL Draft.

Winston attended Penn State, where he played in 28 games with 15 starts over parts of three seasons (2022-24). His career totals included 90 tackles, an interception, 3.5 stops for loss, a forced fumble and five passes defensed.

As a junior in 2024, he appeared in three games with two starts before suffering a season-ending injury. Prior to the injury, he amassed 13 tackles and a forced fumble

As a sophomore in 2023, Winston started all 13 games at safety and posted a team-high 61 tackles, 2.5 tackles for loss, two fumble recoveries, an interception and five pass breakups.

His true freshman season in 2022 included 16 tackles and a tackle for loss in 12 games played.

He is a native of Cheverly, Md.

2025 Game Notes:

➢ **At Arizona (10/5),** made his NFL debut on special teams.
➢ **Against New England (10/19),** pressured Drake Maye on an incomplete pass in the fourth quarter. He added a special teams tackle.
➢ **At Indianapolis (10/26),** registered his first career tackle on defense.
➢ **Against the L.A. Chargers (11/2),** registered his first career start and totaled two tackles and a quarterback pressure.
➢ **Against Houston (11/16),** registered his second consecutive start and recorded five tackles and a quarterback pressure.
➢ **Against Seattle (11/23),** led the team with a career-best 10 tackles, including a stop for loss in the second quarter in which he dropped Kenneth Walker III for a loss of four yards. His 10 stops were the most tackles in a game by a Titans rookie safety since the start of the 2000 season (GSIS tackle statistics). Kevin Byard held the previous mark with nine tackles at San Diego on Nov. 6, 2016.
➢ **Against Jacksonville (11/30),** brought down Trevor Lawrence for a loss of 10 yards in the first quarter for his first career sack. He recorded eight tackles to rank second on the team and added a quarterback pressure. His 18 total tackles from Week 12 to Week 13 were the most by a Titans rookie safety over any two-game span since the beginning of the 2000 season, surpassing the 16 tackles by Kevin Byard in Weeks 9-10 of 2016 (GSIS tackle statistics).
➢ **At Cleveland (12/7),** logged five tackles, including a personal best two tackles for loss, and added a career-best two passes defensed and a quarterback pressure. He brought Quinshon Judkins down in the backfield for a four-yard loss on the Browns' first offensive play from scrimmage.
➢ Placed on injured reserve on Dec. 16.

Winston's 2025/Career Regular Season Statistics:

Year	Team	GP	GS	Tackle	Sack	QBP	TFL	Int	PD	FF	FR
2025	Ten	10	6	32	1.0	5	4	0	2	0	0

Winston's College Career Statistics:

Year	Team	GP	GS	Tackle	Sack	TFL	Int	PD	FF	FR
2022	Penn St	12	0	16	0.0	1.0	0	0	0	0
2023	Penn St	13	13	61	0.0	2.5	1	5	0	2
2024	Penn St	3	2	8	0.0	0.0	0	0	1	0
Totals		**28**	**15**	**90**	**0.0**	**3.5**	**1**	**5**	**1**	**2**

#25 • S XAVIER WOODS

5-11, 200, 9th Year/1st with Titans, Louisiana Tech
Click for complete bio

Safety **Xavier Woods** is in his ninth NFL season and his first campaign with the Titans in 2025. He was signed by the Titans as a free agent on March 14, 2025.

Woods arrived in Tennessee with eight years of NFL experience, including four seasons with the Dallas Cowboys (2017-20), one season with the Minnesota Vikings (2021) and three seasons with the Carolina Panthers (2022-24). During that span, he appeared in 123 games with 111 starts and totaled 616 tackles, 13 interceptions, 47 passes defensed, 11 stops for loss, one sack, five forced fumbles and five fumble recoveries.

Playing in Carolina in 2024, Woods did not miss a defensive snap and led the league in the category with 1,152, according to TruMedia. He set a career best with 119 tackles and tied his career high with three interceptions.

Woods was a sixth-round selection by Dallas in the 2017 NFL Draft. He played four seasons at Louisiana Tech and was named an All-Conference USA selection three times. Woods finished fifth in school history with 14 career interceptions to go along with a school-record 325 interception return yards. Titans cornerback **L'Jarius Sneed** and Woods were teammates with the Bulldogs in 2016.

He is a native of West Monroe, La.

2025 Game Notes:

➢ **At Denver (9/7),** started in his Titans debut. He tallied an interception in the third quarter, the 14th interception of his career, and also added two tackles.
➢ **Against the L.A. Rams (9/14),** finished fourth on the defense with six tackles.
➢ **Against Indianapolis (9/21),** tied for the team lead with six tackles and added a pass defensed. On a third down in the second quarter, he broke up a Daniel Jones pass intended for Josh Downs to force a Colts field goal attempt that was no good.
➢ **At Las Vegas (10/12),** recorded six tackles, tying a season-high.
➢ **Against New England (10/19),** tallied four tackles and a sack. In the first quarter, he stopped Drake Maye for no gain to register his second career sack. His only other sack was on Oct. 31, 2021 as a member of the Minnesota Vikings.
➢ **Against Jacksonville (11/30),** made his 120th NFL start. He became the sixth player from Louisiana Tech to start 120 NFL games. He logged two tackles in his return to action after missing the previous three games.
➢ **At Cleveland (12/7),** nabbed his second interception of the season on a Shedeur Sanders pass in the third quarter. He returned the pick 35 yards for the longest interception return of his career and the longest interception return by a Titans player since Elijah Molden returned one 44 yards against the Texans on Dec. 17, 2023. It was his 15th career interception. He added three tackles.
➢ Placed on injured reserve on Dec. 16.

Woods' Career Regular Season Statistics:

Year	Team	GP	GS	Tackle	Sack	QBP	TFL	Int	PD	FF	FR
2017	Dal	16	4	40	0.0	0	1	1	3	0	1
2018	Dal	14	14	56	0.0	0	0	2	9	1	0
2019	Dal	15	15	75	0.0	0	1	2	5	2	1
2020	Dal	15	15	72	0.0	2	2	0	1	0	0
2021	Min	17	17	107	1.0	1	1	3	10	2	0
2022	Car	15	15	86	0.0	3	0	0	6	0	2
2023	Car	14	14	61	0.0	1	4	2	7	0	1
2024	Car	17	17	119	0.0	0	2	3	6	0	0
2025	Ten	11	10	39	1.0	2	0	2	3	0	0
Totals		**134**	**121**	**655**	**2.0**	**9**	**11**	**15**	**50**	**5**	**5**

Woods' Career Postseason Statistics:

Year	Team	GP	GS	Tackle	Sack	QBP	TFL	Int	PD	FF	FR
2019	Dal	2	2	10	0.0	0	0	0	0	0	0
Totals		**2**	**2**	**10**	**0.0**	**0**	**0**	**0**	**0**	**0**	**0**

Woods' Regular Season Single-Game Highs:
Tackles - 12 at Tampa Bay (12/29/24)
Interceptions - 1 (15 times, last at Cleveland, 12/7/25)
Passes Defensed - 3 (Twice, last vs. Washington, 11/22/18)
Forced Fumble - 1 (Five times, last vs. Dallas, 10/31/21)
Fumble Recovery - 1 (Five times, last vs. Houston, 10/29/23)

Woods' Postseason Single-Game Highs:
Tackles - 8 at L.A. Rams (1/12/19)

ADDITIONAL TITANS SAFETIES

30 - DB KENDELL BROOKS

6-0, 206, 1st NFL Season/1st with Titans, Michigan State

➢ Kendell Brooks originally joined the Titans practice squad on Sept. 2, 2024.
➢ In 2024, he spent the first 12 games of the season on the Titans practice squad before being promoted to the 53-man roster. He appeared in five games and posted one special teams tackle.
➢ Also spent time with the Commanders and Colts during the 2024 preseason after signing with the Cardinals as a rookie free agent following the 2023 NFL Draft.
➢ Brooks played in 24 games in two seasons at Michigan State, recording 100 tackles, 3.5 tackles for loss, three passes defensed and three forced fumbles.
➢ Transferred to Michigan State after three seasons at North Greenville (2018-20).
➢ Brooks is a native of Swansea, S.C.

2025 Game Notes:
➢ **Against Houston (11/16),** led the team with a career-high three special teams tackles.
➢ **At San Francisco (12/14),** saw extensive action on defense in a reserve role due to injuries in the secondary. He recorded a career-high eight tackles, which ranked second on the defense.

44 - S MIKE BROWN

6-1, 218, 3rd Year/3rd with Titans, Miami (Ohio)

➢ Joined the Titans on Jan. 2, 2023 after being signed off the practice squad of the Cleveland Browns.
➢ In 2024, Brown played in all 17 games for the first time in his career and registered a career-high four starts. He contributed a career-high 38 tackles and one pass defensed while finishing second on the club with 11 special teams tackles.
➢ In 2023, Brown appeared in nine contests with one start. He produced seven tackles and one pass defensed.
➢ With the Titans in 2022, he was inactive for the only game he was on the 53-man roster.
➢ Brown originally signed with the Minnesota Vikings as a rookie free agent on May 1, 2022. He spent training camp with the Vikings before being released. After a stint on Green Bay's practice squad, he rejoined the Vikings practice squad on Oct. 5, was released on Oct. 18, and then joined the Browns on Oct. 25. He appeared in three games with the Browns and registered one special teams tackle.
➢ During his career at the Miami University (Ohio), he played in 54 games, tallying 196 total tackles, 15.5 tackles for loss and four interceptions.
➢ As a senior in 2021, he appeared in 13 games and posted a career high in tackles (64), tackles for loss (9.5) and sacks (1.5).
➢ He is a native of Grand Rapids, Mich.

2025 Game Notes:
➢ Placed on injured reserve on Oct. 4.
➢ Activated off injured reserve on Nov. 15.
➢ Placed on injured reserve on Dec. 16.

41 - S ERICK HALLETT II

5-11, 200, 1st Year/1st with Titans, Pittsburgh

➢ Signed off the practice squad of the Detroit Lions on Dec. 16, 2025.
➢ Prior to joining the Titans, played in three games in 2025, tallying 18 tackles and a pass defensed with the Detroit Lions.
➢ Spent his first season on the Detroit Lions practice squad before making his NFL debut in Week 6 of the 2025 season.
➢ Originally selected in the sixth round (208th overall) of the 2023 NFL Draft by the Jacksonville Jaguars.
➢ Spent five years (2018-22) at the University of Pittsburgh, playing four seasons after a redshirt freshman campaign. Appeared in 49 games (32 starts) and recorded 170 total tackles, eight interceptions and 32 passes defensed. Added 7.5 tackles for loss, four forced fumbles and four fumble recoveries. Was a Jim Thrope Award semifinalist as a senior in 2022.
➢ Hallett is a native of Cypress, Texas.

42 - S SANOUSSI KANE

5-11, 210, 2nd Year/1st with Titans, Purdue

➢ First name pronounced "sa-NEW-see."
➢ Signed off the practice squad of the Baltimore Ravens on Dec. 16, 2025.
➢ Arrived in Tennessee with 22 games of NFL experience with the Ravens, primarily on special teams, notching eight special teams tackles and two stops on defense. He appeared in seven games with Baltimore in 2025 prior to joining the Titans.
➢ Originally selected in the seventh round (250th overall) of the 2024 NFL Draft by the Baltimore Ravens.
➢ Played four seasons (2020-23) at Purdue, where he appeared in 45 games with 25 starts. Logged 161 tackles for the Boilermakers, including 11 stops for loss, 2 sacks, 10 passes defensed, three forced fumbles and a fumble recovery. Was named honorable mention All-Big Ten in 2022.
➢ Kane is a native of Harlem, N.Y.

28 - S JERRICK REED II

5-9, 197, 3rd NFL Season/1st with Titans, New Mexico

➢ Reed was awarded to the Titans off waivers from the Seattle Seahawks on Nov. 5, 2025.
➢ Prior to joining the Titans, Reed totaled four tackles on defense and 14 tackles on special teams in 20 games with the Seahawks. He appeared in five games in 2025 before he was claimed by the Titans.
➢ Named Pro Football Writers of America All-Rookie as a special teamer in 2023.
➢ Selected by Seattle in the sixth round (198th overall) of the 2023 NFL Draft.
➢ During a four-year career at New Mexico (2019-22), he started 36 of 41 games played and accumulated 267 tackles, 8.5 tackles for loss and seven interceptions.
➢ Earned first-team All-Mountain West honors in 2020 and honorable mention in 2021.
➢ The Olive Branch, Miss., native attended Northwest Mississippi Community College in 2018.

2025 Game Notes:
➢ **Against Seattle (11/23),** made his Titans debut.

TITANS SPECIALISTS

PUNTERS

No.	Name	Ht	Wt	Exp	College
3	Hekker, Johnny	6-5	225	14	Oregon State

KICKERS

No.	Name	Ht	Wt	Exp	College
6	Slye, Joey	5-11	213	7	Virginia Tech

LONG SNAPPERS

No.	Name	Ht	Wt	Exp	College
46	Cox, Morgan	6-4	233	16	Tennessee

#46 • LS MORGAN COX

6-4, 233, 16th Year/5th with Titans, Tennessee
Click for complete bio

Long snapper **Morgan Cox** is in his 16th NFL season and his fifth campaign with the Titans in 2025. He was signed by the Titans as an unrestricted free agent on March 19, 2021.

In 2024, Cox handled all of the team's long snapping duties for the fourth consecutive season. With 68 consecutive games played in his first four seasons with the Titans, he finished the 2024 campaign with the longest active streak of games played for the team. It was the 12th time in his career he appeared in every game for his team.

With Cox serving as the team's long snapper, kicker **Nick Folk** led the NFL in field goal percentage for the second consecutive season in 2024. Folk connected on 21 of 22 field goals for an NFL-best rate of 95.5 percent. Meanwhile, punter **Ryan Stonehouse** ranked third in the NFL with an average of 50.6 yards per punt attempt. Also in 2024, Cox was a finalist for the NFL's Bart Starr Award for the second consecutive year.

Cox finished the 2024 season with a career total of 233 games played. He ranked 10th among all active NFL players, and his total also moved him past **Reggie White** (232 games) for the fourth-most NFL games played by a former University of Tennessee Volunteer behind tight end **Jason Witten** (271 NFL games), quarterback **Peyton Manning** (266) and punter **Dustin Colquitt** (255).

In 2023, Cox's efforts helped Folk lead the NFL in field goal accuracy (96.7 percent) and helped Stonehouse lead the NFL for a second consecutive season in gross punting average (53.1).

In 2022, Cox was named to his fifth career Pro Bowl. He has more Pro Bowl appearances than any other player at his position since the league began naming long snappers to the Pro Bowl in 2004.

His steady play in 2022 helped Stonehouse, a rookie, lead the league and set a new NFL record with a 53.1-yard gross punting average. Stonehouse also finished fourth in the NFL and set a rookie record with a 44.0-yard net average. Meanwhile, kicker **Randy Bullock** made 17 of 20 field goals (85.0 percent) and made all 28 extra point attempts.

In 2021, Cox handled all of the team's long snapping duties in 17 regular season games and one postseason game. He helped Bullock finish ninth in franchise history with 120 points in a single season, including three game-winning field goals (Sept. 19 at Seattle, Oct. 31 at Indianapolis and Dec. 23 against San Francisco). He also snapped for punter **Brett Kern**, who had the league's third-best ratio of punts inside the 20 to touchbacks (18:1).

In his first 11 seasons, Cox appeared in 165 regular season games for the Baltimore Ravens, serving as the team's primary long snapper after entering the NFL as an undrafted free agent in 2010. He was selected to four Pro Bowls and was a part of five playoff teams in Baltimore, totaling 10 postseason games played.

In 2020, he earned his fourth career Pro Bowl selection. He helped kicker **Justin Tucker** record his fifth consecutive season with at least 130 points, tying the NFL record of consecutive seasons with 130-plus points. Tucker connected on 26 of 29 field goals (89.7 percent) and was 52 of 53 on extra points (98.1 percent). Cox also snapped on all 51 of **Sam Koch's** 51 punts, as Koch was the NFL's only punter to place at least 20 punts (22) inside in the 20-yard line and have no more than one touchback.

A native of Collierville, Tenn., Cox played 38 games in three seasons (2007-09) as the primary long snapper at the University of Tennessee.

Cox's Career Regular Season Statistics:

Year	Team	GP	GS	SpT Tackles
2010	Bal	15	0	1
2011	Bal	16	0	0
2012	Bal	16	0	2
2013	Bal	16	0	2
2014	Bal	7	0	0
2015	Bal	16	0	0
2016	Bal	16	0	2
2017	Bal	16	0	1
2018	Bal	16	0	1
2019	Bal	16	0	0
2020	Bal	15	0	2
2021	Ten	17	0	1
2022	Ten	17	0	1
2023	Ten	17	0	1
2024	Ten	17	0	3
2025	Ten	14	0	0
NFL Totals		**247**	**0**	**17**

Cox's Career Postseason Statistics:

Year	Team	GP	GS	SpT Tackles
2011	Bal	2	0	0
2012	Bal	4	0	0
2018	Bal	1	0	0
2019	Bal	1	0	0
2020	Bal	2	0	0
2021	Ten	1	0	0
Playoff Totals		**11**	**0**	**0**

MOST GAMES BY ACTIVE NFL PLAYERS

Titans long snapper **Morgan Cox** ranks ninth on the NFL's list for most career games by active players. He is third among all long snappers.

Most career games by active NFL players:

	Player	Pos	Current Team	Career Games
1.	Marcedes Lewis	TE	Denver Broncos	289
2.	Calais Campbell	DE	Arizona Cardinals	275
3.	J.J. Jansen	LS	Carolina Panthers	274
4.	Thomas Morstead	P	San Francisco 49ers	269
5.	Matt Prater	K	Buffalo Bills	268
6.	Aaron Rodgers	QB	Pittsburgh Steelers	261
7.	Jon Weeks	LS	San Francisco 49ers	258
8.	Nick Folk	K	New York Jets	256
9.	**Morgan Cox**	**LS**	**Tennessee Titans**	**247**
10.	Philip Rivers	QB	Indianapolis Colts	245

#3 • P JOHNNY HEKKER

6-5, 225, 14th Year/1st with Titans, Oregon State
Click for complete bio

Four-time Pro Bowl punter **Johnny Hekker** is in his 14th NFL season and his first campaign with the Titans in 2025. He was signed by the Titans as an unrestricted free agent on March 13, 2025.

In 13 seasons before arriving in Tennessee, Hekker played in 212 games and punted 963 times for a 46.8-yard gross average (45,052 yards) with 378 punts placed inside the 20-yard line and a 42.9 career net punting average. A member of the NFL 2010's All-Decade team, Hekker is a six-time All-Pro with four first-team selections (2013, 2015-17) and two second-team selections (2014, 2018). He was named to the Pro Bowl following the 2013, 2015, 2016 and 2017 seasons.

Hekker has climbed near the top of several all-time NFL leaderboards during his career. In 2016, he established the NFL single-season record with 51 punts inside the 20 (51 in 2016), and in the same season, he established an NFL record (since broken) with a 46.0 net punting average. Hekker ended the 2024 campaign ranked fifth all-time in career net average (42.9) and tied for 11th all-time in gross average (46.8).

Hekker entered the league as a rookie free agent with the St. Louis Rams in 2012. The Oregon State product spent his first 10 NFL campaigns with the club and helped the Rams conclude the 2021 campaign with a win Super Bowl LVI before signing with the Carolina Panthers as a free agent in 2022.

In 2024, his last season with the Panthers, Hekker saw action in all 17 games and punted 73 times for 3,338 yards (45.7 gross avg.) with 24 punts placed inside the 20-yard line and a 41.9 net punt average.

He is a native of Bothell, Wash.

2025 Game Notes:

➢ **At Denver (9/7),** made his Titans debut and averaged 49.4 yards and 41.0 net yards on eight punts with two punts placed inside the 20. In his 17th career game with eight or more punts, his 49.4-yard gross average ranked fifth in his career in a game with eight or more punts. His gross average also ranked ninth in franchise history for a player in a game with eight or more punts.

➢ **Against the L.A. Rams (9/14),** averaged 50.0 gross yards and 47.2 net yards on five punts with two punts placed inside the 20. In the first quarter, he pinned the Rams on their 10-yard line with a 48-yard punt, and in the second quarter, he pinned the Rams on their four-yard line with a 44-yard punt. Through two games, he placed three total punts inside the opponent's 10-yard line, which tied for the most by a Titans player through the first two games of a season (Brett Kern in 2011 and 2013) since 2000.

➢ **Against Indianapolis (9/21),** recorded a 52-yard punt on his only attempt.

➢ **At Houston (9/28),** averaged 42.6 gross yards and 39.6 net yards on five punts with two punts placed inside the 20.

➢ **At Arizona (10/5),** averaged 54.2 gross yards and 47.0 net yards on five punts with three punts inside the 20. He logged his fifth career game and his first since Dec. 15, 2019 in which he punted five or more times and averaged at least 54.0 gross yards and 47.0 net yards with three or more punts inside the 20. In the second quarter, he pinned Arizona on its 11-yard line with a 50-yard punt, and in the third quarter, his 50-yard punt pinned the Cardinals on the seven-yard line.

➢ **At Las Vegas (10/12),** averaged 44.0 gross yards and 34.6 net yards on five punts (long of 53).

➢ **Against New England (10/19),** averaged 40.7 yards (40.7 net) on three punts with two punts placed inside the 20. He used a 38-yard punt to pin the Patriots on their seven-yard line in the second quarter, and a 53-yard punt produced the identical result in the third quarter.

➢ **At Indianapolis (10/26),** punted five times for a 43.0-yard average (32.4 net avg.) with one punt placed inside the 20, and he added a special teams tackle. During the game, he became the 27th NFL player to reach 1,000 career punts.

➢ **Against the L.A. Chargers (11/2),** punted five times for a 37.4-yard average (35.6 net average) with two punts placed inside the 20.

➢ **Against Houston (11/16),** punted six times for a 50.8-yard gross average and a 44.5-yard net average with one punt placed inside the 20. He pinned the Texans on their 14-yard line with a 49-yard punt in the third quarter and launched a 62-yard punt in the fourth quarter.

➢ **Against Jacksonville (11/30),** averaged 46.4 gross yards and 39.6 net yards on five punts.

➢ **At Cleveland (12/7),** punted eight times for a 47.9-yard gross average and a 40.9-yard net average with two punts placed inside the 20.

➢ **At San Francisco (12/14),** averaged 45.3 gross yards and 39.3 net yards on three punts with one punt placed inside the 20. In the third quarter, he pinned the 49ers on their own five-yard line with a 56-yard punt. He added a special teams tackle.

Hekker's Career Regular Season Statistics:

Year	Team	GP	No	Yds	Avg	TB	In20	Lg	Blk	Net
2012	StL	16	82	3,756	45.8	4	22	68	0	39.9
2013	StL	16	78	3,609	46.3	4	19	64	0	44.2
2014	StL	16	80	3,721	46.5	5	33	61	1	42.3
2015	StL	16	96	4,601	47.9	6	41	68	0	43.7
2016	LAR	16	98	4,680	47.8	1	51	78	0	46.0
2017	LAR	16	65	3,113	47.9	4	30	70	0	44.3
2018	LAR	16	43	1,992	46.3	2	21	68	0	43.0
2019	LAR	16	66	3,128	47.4	5	22	71	1	42.4
2020	LAR	16	68	3,099	45.6	5	28	63	1	39.2
2021	LAR	17	51	2,252	44.2	1	23	59	0	42.6
2022	Car	17	81	3,925	48.5	6	39	68	0	44.1
2023	Car	17	82	3,838	46.8	5	25	69	0	43.0
2024	Car	17	73	3,338	45.7	3	24	65	1	41.9
2025	Ten	14	67	3,116	46.5	6	18	65	0	40.1
Totals		**226**	**1,030**	**48,168**	**46.8**	**57**	**396**	**78**	**4**	**42.7**

Hekker's Career Postseason Statistics:

Year	Team	GP	No	Yds	Avg	TB	In20	Lg	Blk	Net
2017	LAR	1	5	218	43.6	0	5	66	0	42.8
2018	LAR	3	14	629	44.9	0	6	65	0	44.8
2020	LAR	2	11	519	47.2	0	1	64	0	43.3
2021	LAR	4	16	712	44.5	2	9	58	0	39.3
Totals		**10**	**46**	**2,078**	**45.2**	**2**	**21**	**66**	**0**	**42.3**

Hekker's Regular Season Single-Game Highs:
Punts - 11 vs. San Francisco (9/26/13)
Gross Avg. - 56.9 vs. Arizona (10/4/12)
Net Avg. - 52.9 at New England (12/4/16)
Long Punt - 78 at N.Y. Jets (11/13/16)
In20 - 6 (Four times, last vs. Atlanta 12/11/16)

Hekker's Postseason Single-Game Highs:
Punts - 9 vs. New England (2/3/19)
Yards - 417 vs. New England (2/3/19)
Gross Avg. - 50.5 at Green Bay (1/16/21)
Net Avg. - 46.3 at Green Bay (1/16/21)
Long Punt - 66 vs. Atlanta (1/6/18)
In20 - 5 (Three times, last vs. Arizona 1/17/22)

CAREER NET PUNTING AVERAGE LEADERS

Since he entered the NFL in 2012, Tennessee's **Johnny Hekker** has established himself as one of the league's all-time leaders in net punting average. His 42.7-yard career net average ranks in the top five in NFL history.

NFL all-time net punting leaders (since 1976):

Player		Career Net Punt Avg.
1.	Logan Cooke	43.4
2.	Jack Fox	43.0
3.	Michael Dickson	42.9
4.	Blake Gillikin	42.8
	Tommy Townsend	42.8
6.	**Johnny Hekker**	**42.7**
7.	Cameron Johnston	42.0
	Rigoberto Sanchez	42.0
9.	AJ Cole	41.9
10.	Tress Way	41.6

SINGLE-SEASON NET PUNTING LEADERS

As a member of the Los Angeles Rams in 2016, **Johnny Hekker** established a single-season NFL record with a 46.0-yard net punting average. The record stood until Detroit's **Jack Fox** (46.2) broke it in 2024.

NFL all-time single-season net punting average leaders (since 1976):

Player		Season	Team	Punt	Gross Yards	Gross Avg	TB	Net Average
1.	Jack Fox	2024	Det	45	2,295	51.0	4	46.2
2.	**Johnny Hekker**	**2016**	**LAR**	**98**	**4,680**	**47.8**	**1**	**46.0**
3.	Tommy Townsend	2022	KC	53	2,672	50.4	4	45.6
	Jake Bailey	2020	NE	55	2,678	48.7	5	45.6
5.	AJ Cole	2023	LV	75	3,783	50.4	6	45.1
6.	Bryan Anger	2023	Dal	44	2,262	51.4	2	44.9
7.	Logan Cooke	2024	Jax	68	3,359	49.4	3	44.8
	Jack Fox	2020	Det	59	2,897	49.1	7	44.8
9.	Bryan Anger	2021	Dal	65	3,143	48.4	4	44.6
	Brett Kern	2017	Ten	75	3,728	49.7	5	44.6

PUNTS INSIDE THE 20 IN A SEASON

In 2016, **Johnny Hekker** placed 51 punts inside the opponent's 20-yard line to set a new NFL record. Hekker now owns two of the NFL's top single-season totals of punts placed in side the 20. His 41 such punts in 2015 are tied for seventh all-time.

Most punts placed inside the 20 in a season, NFL history:

Player		Season	Team	Tot Punts	Inside the 20
1.	**Johnny Hekker**	**2016**	**LA Rams**	**98**	**51**
2.	Dave Zastudil	2012	Arizona	112	46
3.	Dustin Colquitt	2012	Kansas City	83	45
4.	Ben Graham	2009	Arizona	86	42
	Andy Lee	2007	San Francisco	105	42
	Steve Weatherford	2010	NY Jets	84	42
7.	**Johnny Hekker**	**2015**	**St. Louis**	**96**	**41**
	Dustin Colquitt	2009	Kansas City	96	41
	Matthew Hayball	2024	New Orleans	75	41
	Tress Way	2018	Washington	79	41

#6 • K JOEY SLYE

5-11, 213, 7th Year/1st with Titans, Virginia Tech
Click for complete bio

Kicker **Joey Slye** is in his seventh NFL season and his first campaign with the Titans in 2025. He was signed as an unrestricted free agent on March 24, 2025.

Prior to arriving in Tennessee, Slye appeared in 95 games over six seasons with the Carolina Panthers (2019-20), Houston Texans (2022), San Francisco 49ers (2022), Washington Commanders (2022-23) and New England Patriots (2024). The Virginia Tech product has also spent time with the N.Y. Giants and Jacksonville Jaguars. From 2019 to 2024, he made 147 field goals on 180 attempts and added 163 extra points on 182 attempts.

In 2024, Slye played in all 17 games for the Patriots and connected on 26 of 33 field goal attempts and 25 of 26 extra point attempts for a total of 103 points. At San Francisco on Sept. 29, 2024, he set a Patriots record and established his career long with a 63-yard field goal at the end of the second quarter. It tied for the fourth-longest field goal in NFL history.

In his final season in Washington (2023), Slye saw action in all 17 games and handled all kickoffs, field goals and extra points for the Commanders. He connected on 19 of 24 field goals and 32 of 35 extra points for 89 points. Also had 64 touchbacks on 69 kickoffs.

The North Stafford, Va., native attended Virginia Tech (2014-17), where he played four seasons and made 78 of 108 field goal attempts (72.2 percent) and 169 of 172 extra point attempts (98.3 percent).

2025 Game Notes:

➢ **At Denver (9/7),** converted on all four field goal attempts in his Titans debut, including makes of 50, 39, 42 and 35 yards. It was Slye's sixth career game with four or more made field goals. His first attempt as a member of the Titans was a 50-yarder that he made in the first quarter. Joined Nick Folk (Sept. 10, 2023 at New Orleans) and Ryan Succop (Sept. 7, 2014 at Kansas City) as the team's only kickers with four or more field goals in a Week 1 game in the franchise's "Titans era" (since 1999).

➢ **Against the L.A. Rams (9/14),** made all four field goal attempts, connecting from 55, 37, 57 and 35 yards. He added an extra point. Kicked two of the 10 longest field goals in franchise history in the game. Joined Brandon Aubrey (2024), John Kasay (1996) and Nick Lowery (1985) as the only NFL players since the 1970 merger to make four field goals in each of the first two weeks of a season. Became the first player in franchise history to record two field goals of 55-plus yards in the same game. At the time, his 55-yard field goal in the second quarter tied (four previous) for the fifth-longest field goal in franchise history. Drilled a 37-yard field goal as time expired in the first half. Recorded a 57-yard field goal in the third quarter, the second-longest in franchise history. The only field goal from a longer distance was Rob Bironas' 60-yard game-winner against Indianapolis on Dec. 3, 2006. Increased his career total to 10 field goals of 55 yards or longer. For the first time in his career, he recorded back-to-back performances with four field goals, and for the first time in his career, he reached three consecutive games with at least three field goals made. He

connected on a trio of field goals in the 2024 season finale with the Patriots before making four field goals in Week 1 of 2025 at Denver. In his first two games with the Titans, he connected on all eight field goal attempts with makes in six of the team's eight quarters played in 2025. His eight field goals established a new franchise high for any Titans/Oilers kicker in the first two games of a season, breaking the mark of seven field goals by Nick Folk in 2023.

➢ **Against Indianapolis (9/21),** made two of his four attempts, connecting from 57 and 42 yards and missing from 64 and 62 yards, the latter of which was blocked. In the first quarter, he made a 57-yard field goal to tie the second-longest field goal in franchise history, which he made in the previous game against the L.A. Rams (Sept. 14). He joined Jake Elliott (2025), Brandon Aubrey (2024), Greg Zuerlein (2022) and Brett Maher (2019) as the NFL's only kickers to have a field goal of at least 57 yards in two consecutive games. Slye joined Rob Bironas (2009) as the team's only kickers in the "Titans era" (since 1999) to register three consecutive games with at least one field goal of 50-plus yards, and also became the only franchise kicker other than Bironas (four) with three career field goals of 55-plus yards. He was credited with a career-high two special teams tackles.

➢ **At Arizona (10/5),** participated in his 100th NFL game (regular season). Made three field goals, including the game-winning 29-yard field goal as time expired in the fourth quarter. It was his first career game-winning field goal. He also made a 44-yard field goal in the first quarter and a 51-yarder in the second quarter. His game-winner was his 13th field goal of the season. He joined Ryan Succop (13 in 2018) and Nick Folk (13 in 2023) as the only players in franchise history with 13 or more field goals in the first five games of a season.

➢ **Against New England (10/19),** made a 49-yard field goal in the first quarter, and in the second quarter, he connected on a 50-yarder to give the Titans a 13-10 lead. With his sixth field goal of 50-plus yards in 2025, he joined Stephen Gostkowski (seven in 2020), Rob Bironas (six in 2011) and Nick Folk (six in 2024) as the only kickers in franchise history with at least six field goals of 50-plus yards in a season.

➢ **Against the L.A. Chargers (11/2),** made a 49-yard field goal in the second quarter and a 37-yarder in the fourth quarter.

➢ **Against Houston (11/16),** made both field goal attempts and his only extra point attempt. His 56-yard field goal in the first quarter tied for the fourth-longest field goal in franchise history. In his first 10 games with the team, Slye made three of the seven longest field goals in franchise annals. The 56-yarder was Slye's seventh of the season of at least 50 yards. He joined Stephen Gostkowski (seven in 2020) as the only kickers in franchise history to do so in a single season. He also made a 47-yarder in the third quarter.

➢ **Against Seattle (11/23),** made a 22-yard field goal in the first quarter and connected on all three extra point attempts.

➢ **Against Jacksonville (11/30),** made a 41-yard field goal in the fourth quarter and also made all four extra point attempts.

➢ **At San Francisco (12/14),** made a 25-yard field goal in the first quarter and made all three extra point attempts.

Slye's Career Regular Season Statistics:

Year	Team	GP	XPM	XPA	FGM	FGA	Pct	Lg	Pts
2019	Car	16	31	35	25	32	78.1	55	106
2020	Car	16	33	36	29	36	80.6	56	120
2021	Hou/SF/Was	12	18	22	23	25	92.0	56	87
2022	Was	17	24	28	25	30	83.3	58	99
2023	Was	17	32	35	19	24	79.2	61	89
2024	NE	17	25	26	26	33	78.8	63	103
2025	Ten	13	20	21	23	29	79.3	57	89
NFL Totals		**108**	**183**	**203**	**170**	**209**	**81.3**	**63**	**693**

Slye's Regular Season Single-Game Highs:
Field Goals Made - 5 at L.A. Chargers (9/27/20)
Field Goal Attempts - 5 (Four times, last vs. Indianapolis 12/1/24)
Longest Field Goal - 63 at San Francisco (9/29/24)
PATs Made - 5 at Arizona (9/22/19)
PATs Attempted - 5 (Twice, last vs. Jacksonville, 10/6/19)
Points - 15 at L.A. Chargers (9/27/20)

TITANS PRACTICE SQUAD CAPSULES

TITANS PRACTICE SQUAD

No.	Name	Pos	Ht	Wt	Exp	College
58	Agoha, David Ebuka	DE	6-4	252	1	No College
67	Brewer, Chandler	OL	6-6	320	3	Middle Tennessee St.
29	Calligan, Keydrain	CB	6-0	200	R	Southeastern Louisiana
40	Hall, Kemon	CB	5-11	190	4	North Texas
94	Horne, Timmy	DT	6-4	323	4	Kansas State
68	Horsley, Cam	DT	6-3	312	R	Boston College
45	Lynn, Nate	OLB	6-3	252	1	William & Mary
82	McCutcheon, Lance	WR	6-3	202	2	Montana State
24	Mims, Jordan	RB	6-0	205	2	Fresno State
61	Ojukwu, John	OL	6-5	309	2	Boise State
81	Presley III, Hal	WR	6-3	210	R	Baylor
87	Restrepo, Xavier	WR	5-10	202	R	Miami (Fla.)
15	Siemian, Trevor	QB	6-3	220	9	Northwestern
86	Turner, Cole	TE	6-6	240	3	Nevada
96	Watkins, Carlos	DL	6-3	305	9	Clemson
60	Webb, Clay	G	6-3	312	R	Jacksonville State
19	Wilkerson, Kristian	WR	6-1	214	3	Missouri State

58 - DE DAVID EBUKA AGOHA

6-4, 252, 1st Year

➢ David Ebuka Agoha was signed to the Titans practice squad on Oct. 21, 2025 as the team's International Practice Player.

➢ A native of Lagos, Nigeria, Agoha spent the entire 2023 and 2024 seasons on the Raiders' practice squad as part of the NFL's International Player Pathway program.

➢ Agoha was one of six Nigerian players to be selected for the program in 2023, originally participating at the NFL Africa Camp in Ghana the previous year.

➢ He grew up playing soccer, table tennis and boxing along with playing basketball in Nigeria's Premier Basketball League.

66 - OL CHANDLER BREWER

6-6, 320, 3rd Year, Middle Tennessee State

➢ Rejoined the Titans on the practice squad on Nov. 25, 2025 after originally joining the Titans practice squad on Nov. 12, 2024. He also spent the 2025 offseason and part of training camp with the team.

➢ Prior to the 2025 season, Brewer totaled 15 career games with four starts.

➢ In 2024, he spent the final eight games of the season with the Titans on the practice squad. He appeared in one game (Dec. 29 at Jacksonville) as a reserve.

➢ He entered the NFL as an undrafted free agent with the Rams in 2019 and also spent time with the Jaguars (2023) and Saints (2024).

➢ Appeared in seven games with the Rams as a rookie in 2019 before missing the 2020 season. Spent the 2021 season on the Rams practice squad and appeared in six games in 2022, starting four.

➢ Appeared in 52 games at Middle Tennessee State from 2015-18, earning first-team All-Conference USA honors as a senior.

➢ He is a native of Florence, Ala.

29 - CB KEYDRAIN CALLIGAN

6-0, 200, Rookie, Southeastern Louisiana

➢ The Titans signed Keydrain Calligan to the practice squad on Nov. 4, 2025.

➢ Calligan originally entered the league as an undrafted free agent with the Houston Texans. He also spent time with the Seahawks and Colts.

TITANS PRACTICE SQUAD CAPSULES

➢ As a college player, he played in 12 games at Southeastern Louisiana (2024) and tallied 39 tackles, one forced fumble and four passes defensed.

➢ Prior to his time at Southeastern Louisiana, he played in 10 games in 2023 at Jackson State, where he posted 22 tackles, 2.5 tackles for loss, three passes defensed and one interception

➢ Calligan is a native of New Iberia, La.

40 - CB KEMON HALL

5-11, 190, 4th Year, North Texas

➢ Kemon Hall (first name "KEY-mon") was signed to the Titans' practice squad on Oct. 28.

➢ Arrived in Tennessee with 24 games of NFL experience since entering the league as a rookie free agent with the Los Angeles Chargers in 2019. His career statistics during that span included one tackle, a quarterback hit and a fumble recovery.

➢ Spent time with the Minnesota Vikings, New Orleans Saints and Dallas Cowboys before returning to Los Angeles and making his NFL debut with the Chargers in 2021.

➢ Played in six games with the Cowboys in 2024.

➢ Played in 34 college games at Itawamba (Miss.) Community College (2016) and North Texas (2017-18), collecting 165 total tackles with 32 passes defensed and eight interceptions. Was named First Team All-Conference USA in 2018.

➢ Hall is a native of Calhoun City, Miss.

94 - DT TIMMY HORNE

6-4, 323, 4th Year, Kansas State

➢ The Titans signed Timmy Horne to the practice squad on Aug. 29, 2025. He initially joined the squad as a free agent on July 23, 2025.

➢ Prior to arriving in Tennessee, Horne played in 21 NFL games with five starts, totaling 31 tackles and two passes defensed and one quarterback pressure.

➢ Horne originally entered the league as an undrafted free agent with the Atlanta Falcons. He also spent time on the New York Giants practice squad.

➢ As a college player, he played four seasons at UNC Charlotte (2017-20) before transferring to Kansas State where he played one season. Made 30 starts across 55 career games. Tallied 121 tackles, four sacks, three fumble recoveries and two passes defensed.

➢ Horne is a native of Wadesboro, N.C.

68 - DT CAM HORSLEY

6-3, 312, Rookie, Boston College

➢ Cam Horsley signed to the practice squad on Aug. 27, 2025. He originally joined the team as an undrafted free agent on May 8, 2025.

➢ Horsley played in 59 games with 47 starts over five seasons (2020-24) at Boston College and totaled 164 tackles, 18.5 tackles for loss, 3.5 sacks, eight passes defensed and one fumble recovery.

➢ In his final college season, he totaled 42 tackles and three passes defensed in 11 contests.

➢ Horsley is a native of Cinnaminson, N.J.

45 - OLB NATE LYNN

6-3, 252, 1st Year, William & Mary

➢ Nate Lynn was re-signed to the Titans practice squad on Dec. 9, 2025 after previously serving on the practice squad in Weeks 11-13.

➢ Prior to joining the Titans, he signed with the Detroit Lions as an undrafted free agent following the 2024 Draft. He spent his rookie campaign with the Lions on injured reserve.

➢ He played five seasons at William & Mary (2019-23), totaling 192 tackles, 40 tackles for loss, 28 sacks, 12 forced fumbles, three passes defensed and two fumble recoveries.

➢ Lynn is a native of Charlotte, N.C.

82 - WR LANCE McCUTCHEON

6-3, 202, 2nd Year, Montana State

➢ Lance McCutcheon was initially signed to the Titans practice squad on Oct. 23, 2025.

➢ Prior to joining the Titans, he played in 10 career games with one start—all with the Rams as a rookie in 2022—and recorded two tackles on special teams.

➢ He spent the 2024 campaign with the New York Jets and Pittsburgh Steelers after spending 2023 with the Houston Texans.

➢ McCutcheon entered the league as an undrafted free agent with the Los Angeles Rams in 2022.

➢ At Montana State, he played in 51 games in four seasons (2017-21) and totaled 94 catches for 1,741 yards and 13 touchdowns.

➢ McCutcheon is a native of Bozeman, Mont.

24 - RB JORDAN MIMS

6-0, 205, 2nd Year, Fresno State

➢ Jordan Mims was signed to the practice squad on Aug. 27, 2025 after initially signing with the team as a free agent on July 17, 2025.

➢ He spent the 2023 and 2024 campaigns with the New Orleans Saints.

➢ In 2024, he saw action in 11 games and recorded two special teams tackles for New Orleans.

➢ Mims initially entered the league as an undrafted free agent in 2023.

➢ Mims played in 59 games over six seasons at Fresno State, finishing in the top five in program annals with 3,290 rushing yards (fourth), 37 rushing touchdowns (tied-third) and 4,592 all-purpose yards (fifth). He was also named first-team All-Mountain West as a senior in 2022.

➢ Mims is a native of East Palo Alto, Calif.

61 - OL JOHN OJUKWU

6-5, 309, 1st Year, Boise State

➢ John Ojukwu (last name pronounced "oh-JOO-koo") was signed by the Titans as a rookie free agent on May 12, 2023.

➢ In 2024, he appeared in 11 games with four starts. He saw significant action as a jumbo tight end with three starts at the position. He also started at right tackle in the season finale against Houston (Jan. 5).

➢ As a rookie in 2023, he spent the beginning of the campaign on the practice squad before being promoted to the 53-man roster in Week 16. He appeared in three games, logging three starts as a jumbo tight end.

➢ In six seasons at Boise State (2017-22), he played in 56 games with 51 starts. He made 18 starts as a right tackle during his first two seasons and then transitioned to left tackle and started in all 33 games he played in his final three seasons. He ended his career with 43 consecutive starts.

➢ As a graduate in 2022, he was the only Bronco to start all 14 games on offense. He did not allow a sack and did not commit a false start or a holding penalty. He was a team captain and was named to the All-Mountain West first team.

➢ As a senior in 2021, he started all 12 games at left tackle and was named to the All-Mountain West first team.

➢ He is a native of Boise, Idaho.

81 - WR HAL PRESLEY III

6-3, 210, Rookie, Baylor

➢ Signed to the Titans' practice squad on Oct. 28, 2025.

➢ Entered the NFL as a rookie free agent with the Buffalo Bills following the 2025 NFL Draft.

➢ Also spent time on the Kansas City Chiefs' practice squad earlier in 2025.

➢ Played four seasons at Baylor (2021-24), appearing in 39 games with 27 starts. Recorded 81 receptions for 1,048 yards and seven touchdowns for the Bears.

➢ Native of Mansfield, Texas.

TITANS PRACTICE SQUAD CAPSULES

87 - WR XAVIER RESTREPO

5-10, 202, Rookie, Miami (Fla.)

➢ Signed by the Titans as a rookie free agent on May 8, 2025.

➢ The Coconut Creek, Fla., native played in 53 games with 28 starts over five seasons (2020-24) at the University of Miami (Fla.).

➢ Finished his career as the Hurricanes' all-time leader in receptions (200), receiving yards (2,844) and touchdowns (21).

➢ In 2024, he became the first Hurricane wideout to post back-to-back 1,000-yard seasons (1,092 in 2023; 1,127 in 2024). Earned consensus NCAA All-American first-team recognition for his efforts.

15 - QB TREVOR SIEMIAN

6-3, 220, 10th Year, Northwestern

➢ Re-signed as a free agent on August 11, 2025.

➢ Siemian joined the Titans for the third time, after spending a season on the team's practice squad in 2020 and on the active roster in 2024.

➢ He has appeared in 40 games with 33 starts for four different franchises (DEN, NYJ, NO, CHI), recording 7,751 yards and 45 touchdowns in nine seasons.

➢ Siemian was initially selected in the seventh round (250th overall) of the 2015 NFL Draft by the Broncos. His best season game in 2016 when he started 14 games and threw for 3,401 yards and 18 touchdowns and finishing with an 84.6 passer rating.

➢ In 2023, he started three games with the Jets throwing for 724 yards and two touchdowns in five total games played. He started one game for the Bears in 2022.

➢ Siemian played in 44 games in four seasons at Northwestern (2011-14), totaling 5,931 yards, 27 passing touchdowns and six rushing touchdowns.

➢ Siemian is a native of Orlando, Fla.

86 – TE COLE TURNER

6-6, 240, 3rd Year, Nevada

➢ Signed to the Titans practice squad on Dec. 9, 2025.

➢ Originally entered the NFL as a fifth-round draft pick (149th overall) by the Washington Commanders. He spent three seasons (2022-24) with the team and appeared in 22 games with three starts, logging 13 receptions for 143 yards. Most recently, he spent the 2024 season on the Commanders practice squad.

➢ At Nevada (2018-21), he appeared in 45 games and had 117 receptions for 1,370 yards and 20 touchdowns.

➢ Turner earned second team All-Mountain West honors in 2021 and first team All-Mountain West in 2020.

➢ Turner is a native of Clackamas, Ore., and attended Clackamas High School.

96 - DL CARLOS WATKINS

6-3, 305, 9th Year, Clemson

➢ Signed as a free agent on May 13, 2025.

➢ Over eight previous NFL seasons (2017-24), appeared in 87 games with 37 starts.

➢ In 2024, he appeared in one contest with the Commanders and 15 games with the Cowboys, collecting 12 tackles.

➢ Watson spent the first four years (2017-20) of his career with the Houston Texans after being selected by the team in the fourth round of the 2017 NFL Draft. He has also spent time with the Dallas Cowboys (2021-22, 2024), Arizona Cardinals (2023) and Washington Commanders (2024).

➢ Played five seasons at Clemson (2012-16) and finished his college career with 191 total tackles, 26 tackles for loss and 14 sacks in 53 games

➢ Watkins is a native of Mooresboro, N.C.

60 - G CLAY WEBB

6-3, 312, Rookie, Jacksonville State

➢ Signed to the Titans practice squad as a free agent on August 28, 2025.

➢ Entered the league as an undrafted free agent with the Denver Broncos in May, following the 2025 NFL Draft. He spent all offseason with the team and appeared in all three preseason games as a backup left guard.

➢ Webb began his college career at Georgia, where he spent three seasons (2019-21) and appeared in seven games. He then transferred to Jacksonville State, where he appeared in 37 games with 33 starts at left guard and earned first-team All-CUSA honors during his final season.

➢ Webb attended Missouri Western (2017-21) where he appeared in 44 games, recording 109 tackles, seven interceptions, 39 passes defensed and four blocked kicks.

➢ Webb is a native of Oxford, Ala.

19 - WR KRISTIAN WILKERSON

6-1, 214, 3rd Year, Southeast Missouri State

➢ Rejoined the Titans practice squad on Dec. 2, 2025 after a previous stint from Nov. 18-25.

➢ Originally entered the NFL as an rookie free agent with the Titans in 2020 and spent his rookie training camp with the club.

➢ Spent the 2025 offseason and training camp with the Buffalo Bills and also spent time on the Bills practice squad during the 2025 campaign.

➢ Prior to rejoining the Titans in 2025, he totaled six receptions for 60 yards in nine career games with two starts. He totaled four games with New England from 2020 to 2021 and five games with Las Vegas from 2023 to 2024.

➢ At Southeast Missouri State (2015-19), he appeared in 47 games with 43 starts. His 219 career receptions for 3,540 yards and 33 touchdowns all established school records. As a senior in 2019, he recorded a career-high 71 catches for a career-best 1,350 yards and 10 touchdowns.

➢ Wilkerson is a native of Memphis, Tenn., and attended Craigmont High School.

CONTACT INFORMATION

Titans Practice Facility/Training Camp Site:
Ascension Saint Thomas Sports Park
460 Great Circle Road
Nashville, TN 37228

Nissan Stadium:
One Titans Way
Nashville, TN 37213

Media Resources:
www.TennesseeTitans.com/media

Phone:
(615) 565-4000 (main)
(615) 565-4100 (media relations)
(615) 565-4200 (ticket office)

Titans Communications:
Kate Guerra
Vice President of Communications & Corporate Affairs
Kate.Guerra@titans.nfl.com
Evert Geerlings
Vice President of Football Communications
Evert.Geerlings@titans.nfl.com
Jim Wyatt
Senior Writer/Editor
Jim.Wyatt@titans.nfl.com
Dwight Spradlin
Director of Football Communications
Dwight.Spradlin@titans.NFL.com
Jared Puffer
Associate Director of Football Communications
Jared.Puffer@titans.NFL.com
Kaylee Connors
Coordinator of Football Communications
Kaylee.Connors@titans.nfl.com
Lianne Rodriguez
Coordinator, Communications & Corporate Affairs
lianne.rodriguez@titans.NFL.com
Travis McDaniel
Football Communications Assistant
Travis.McDaniel@titans.nfl.com
Preston Anderson
Communications Fellow
Preston.Anderson@titans.nfl.com

TITANS RADIO BROADCAST TEAM & LINEUP

Taylor Zarzour, a nationally recognized broadcaster with over 20 years of experience, joins the Titans Radio Network as the new play-by-play voice of the Tennessee Titans. Known for his energetic style, clarity, and deep football knowledge, Zarzour has called games for ESPN, SEC Network, and SiriusXM. His addition signals a new era of Titans Radio, bringing fans closer than ever to the action.

Returning for his ninth season as color analyst is **Dave McGinnis**, whose four decades of coaching experience—including time as an NFL head coach and longtime Titans assistant—provide invaluable insight and analysis. A fan favorite affectionately known as "Coach Mac," McGinnis' passion and expertise make every broadcast a must-listen event.

Joining the game day team as sideline reporter is **Will Boling**, a versatile broadcaster and Nashville native with a growing footprint in Tennessee sports media. Boling has been a familiar voice on 104.5 The Zone, known for his high school football coverage and engaging on-air presence. His energy and local perspective will bring fans the latest developments from field level each game.

Amie Wells also returns to the sidelines for her 13th season with the Titans organization. A trusted voice and seasoned broadcaster, Wells brings unmatched knowledge of the team and contributes across the Titans media network, including hosting Titans All Access, The Official Titans Podcast, and co-hosting Titans Tonight on Titans Radio.

Lucas Panzica steps into the role of host for Titans Countdown and the post-game show, anchoring the pre- and post-game experience for Titans fans. A Nashville native and multi-sport broadcaster, Panzica brings energy, expertise, and a strong connection to the local sports landscape.

Rounding out the team is **Rhett Bryan**, returning for his 27th season with Titans Radio and 12th as executive producer. A cornerstone of the broadcast operation since 1999, Bryan wears many hats—from producer to on-air talent and behind-the-scenes problem solver—and continues to enhance the Titans Radio experience for fans each week.

TITANS RADIO WEEKLY SHOW LINEUP

In addition to gameday coverage, Titans Radio features a lineup of weekly shows throughout the season to keep fans informed and entertained:

Mondays on Titans Radio: 6-7 PM CT | Titans Radio
Hosted by Amie Wells and Taylor Zarzour, this show features the Titans head coach breaking down the latest game, looking ahead to the next opponent, and providing insight on the entire NFL landscape.

Mac Talk: Tuesdays | 6-7 PM CT | 104.5 The Zone
Coach Dave McGinnis and Rhett Bryan team up to analyze league-wide action and preview upcoming NFL matchups, blending Xs and Os with stories from the locker room and the sidelines.

Titans Tonight: Wednesdays | 6-7 PM CT | Titans Radio
Co-hosted by Amie Wells, Rhett Bryan, and former Titans linebacker Keith Bulluck, this fan-favorite program covers the latest Titans news, headlines around the NFL, and in-depth discussions on team strategy and performance.

TITANS RADIO AFFILIATES

Flagship			
Nashville	WGFX	FM	104.5
Tennessee			
Camden	WRJB	FM	95.9
Chattanooga	WGOW	FM	102.3
		AM	1150
Clarksville	WKFN	AM	540
		FM	104.1
Cleveland	WCLE	FM	104.1
Columbia	WKOM	FM	101.7
Cookeville	WKXD	FM	106.9
Franklin	WAKM	AM	950
Greeneville	WIKQ	FM	103.1
Jackson	WZDQ	FM	102.3
Knoxville	WOKI	FM	98.7
Lebanon	WANT	FM	98.9
Lebanon	WCOR	AM	1490
Lewisburg	WJJM	FM	94.3
Manchester	WMSR	FM	107.9
		AM	1320
Memphis	WKIM	FM	98.9
Morristown	WCRK	FM	105.7
Nashville	WGFX	FM	104.5
Shelbyville	WZNG	FM	100.9
		AM	1400
Tennessee			
Tri-Cities	WXSM	AM	640
Union City	WQAK	FM	105.7
Waverly	WQMV	FM	93.5
		AM	1060
Winchester	WCDT	AM	1340
Alabama			
Birmingham	WJOX	FM	94.5
Bridgeport	WJTW	AM	1480
Florence	WQLT	FM	107.3
Huntsville	WUMP	AM	730
		FM	103.9
Huntsville	WVNN	AM	770
		FM	92.5
Scottsboro	WWIC	AM	1050
Kentucky			
Benton	WCBL	AM	1290
Bowling Green	WPTQ	FM	105.3
Cadiz	WKDZ	FM	106.5
Columbia	WAIN	FM	101.9
		AM	1270
Henderson	WSON	AM	860
		FM	96.5

TITANS PODCAST - "THE OTP"

The OTP: Official Titans Podcast

Sponsored by Farm Bureau Health Plans

Wednesdays year-round at 8pm at www.tennesseetitans.com, the Titans YouTube channel and wherever you get your podcasts.

In 2025, The OTP enters its eighth season. Hosted by Amie Wells, The OTP features appearances by current Titans, Titans legends, members of the front office, national media, local celebrities, Jim Wyatt, and Titans Radio's Rhett Bryan and Dave McGinnis. A new OTP posts every Monday and Thursday at 8 p.m. CT, but special episodes drop frequently, particularly around the NFL Combine, the NFL Draft, the Titans offseason program and training camp.

TITANS ON TV

Titans Football

presented by SeatGeek

Tuesdays | 6:30-7 PM CT | WKRN News 2

It's the deepest dive that you will get anywhere on Tennessee Titans football! The show breaks down Titans game tape, looks at the big plays from the most recent game and examines the most important issues around the NFL. Get to know Titans players, coaches, and staff every week on Titans Football presented by SeatGeek!

Beginning Sept. 9 - end of the season

Titans All Access

Fridays | 6-6:30 PM CT | Across the Mid-South

Want to know more about your favorite team? Titans All Access is the place for all things Two Toned Blue. From features to interviews and everything in between, this is the place for all things Titans.

Beginning Sept. 5 - end of the season

Titans Gameday

Sundays | 10:30-11 AM CT | WSMV 4

Chris Harris and the Titans Radio crew team up to bring you live coverage every Sunday morning before kickoff. Get the latest news before the Titans take the field.

Beginning Sept. 7 - end of the season

NISSAN STADIUM GAMEDAY MEDIA INFORMATION

FOOTBALL COMMUNICATIONS CONTACTS

Titans Media Relations (Press Box Seats B8-B15): (615) 565-4450
- Evert Geerlings, Vice President, Football Communications
- Dwight Spradlin, Director of Football Communications
- Jared Puffer, Associate Director of Football Communications (Field Contact)
- Kaylee Connors, Coordinator of Football Communications
- Travis McDaniel, Football Communications Assistant
- Preston Anderson, Football Communications Fellow (Media Will Call)

Visiting Team Media Relations (Press Box Seats 29-32): (615) 565-4452

DIRECTIONS TO NISSAN STADIUM

FROM AIRPORT TO NISSAN STADIUM (APPROXIMATELY 15 MINUTES): Take I-40 West toward Nashville/Memphis to I-24 West (before downtown). Exit at James Robertson Parkway (Exit 48). Turn left at first light (Interstate Drive). Turn right on Woodland Street. Nissan Stadium will be on the left. Follow signs to parking lot ("M" lot on northwest corner/river side of stadium).

NISSAN STADIUM MEDIA WILL CALL/MEDIA ENTRANCE

The media will call window and media entrance are located in the northwest corner of Nissan Stadium near Gate 6. The media will call window opens three hours prior to kickoff.

FIELD MEDIA VESTS

All members of the media with field access during the game must wear a media vest. Still and video photographers will be issued tan vests, while team-affiliated photographers and videographers (scoreboard, social, coaches' shows, etc.) will be issued gray vests. Additionally, media with in-game field access will be issued an armband. All vests and armbands must be obtained prior to each game at the check-in table. **Vest check-in is located on the third-floor landing near the press box.** All vests must be returned at the conclusion of the game to Titans personnel or to the vest check-in table.

NISSAN STADIUM PRESS BOX INTERNET ACCESS

Wireless internet access is available free of charge in the Nissan Stadium press box. The login information will be available upon arrival in the press box. A limited number of ethernet lines also are available. Accessing the wireless network works the same in the Nissan Stadium press box as it does in most areas with free connectivity. Titans staff may be able to assist in a limited manner, but you should first contact your company's I.T. department with any questions.

FROM NISSAN STADIUM PRESS BOX TO INTERVIEW ROOMS

Take the press box elevator (Level 3) to field level (Level 1). The Titans interview room is immediately on the right. Turn left and continue straight along the concourse to reach the visiting team's interview room (white line).

POSTGAME POLICIES

Reporters with press box credentials will not be allowed on the field during pregame activities or during the game itself. Press box credentials do NOT provide access to the field at the two-minute warning in the fourth quarter. Media will be allowed to gather in the Titans interview room to watch the end of the game or remain in the press box to make the short walk down to service level at the conclusion of the game. Interviews with Titans players are not permitted on the field following the game. The press conference will begin approximately 10 minutes following the conclusion of the game and will be held in the interview room across from the Titans locker room. Key players also will be brought to the interview room. Simultaneously, the locker room will open to credentialed media members with a working function. The press conference audio will be played live over the press box speakers.

POSTGAME QUOTES

Quotes from each team's head coach and key players will be transcribed and distributed throughout the Nissan Stadium press box following the game. The quotes also will be available at www.TennesseeTitans.com/media.

POOL REPORTS

Pool reporters are assigned by the Pro Football Writers of America. Requests for pool reports with game officials must be made in advance through the home team's media relations. Interviews will be conducted virtually. Pool reports will be recorded, transcribed and then distributed in the press box.

EXITING NISSAN STADIUM

FROM NISSAN STADIUM PRESS BOX TO STADIUM EXIT: Cross the press box catwalk to the third floor lobby. If less than two hours have elapsed since the end of the game, take the stairs or elevator one floor down to Level 2. Exit through the doors and walk right to get to the "M" lot. **If more than two hours have elapsed since the end of the game**, take the elevator down to Level 1. Proceed through the lower concourse and exit through the security checkpoint at the loading dock.

FROM NISSAN STADIUM TO AIRPORT (APPROXIMATELY 15 MINUTES): Take I-24 East toward Chattanooga to I-40 East toward Knoxville. The airport is at Exit 216A.

NISSAN STADIUM PARKING AND MEDIA ENTRANCE

The media will call window and media entrance are located in the northwest corner of Nissan Stadium near Gate 6. The media will call window opens three hours prior to kickoff. Photographers' vests can be picked up near the entrance to the press box on Level 3.

2025 NFL SCHEDULE

Games grouped by start times and listed alphabetically by home team. Times listed are local.

WEEK 1

Thursday, September 04, 2024

Dal at Phi (Thu)	Philadelphia, 24-20

Friday, September 05, 2024

KC vs LAC (Sao Paulo) L.A. Chargers, 27-21

Sunday, September 07, 2024

TB at Atl	Tampa Bay, 23-20
Cin at Cle	Cincinnati, 17-16
Mia at Ind	Indianapolis, 33-8
Car at Jax	Jacksonville, 26-10
LV at NE	Las Vegas, 20-13
Ari at NO	Arizona, 20-13
Pit at NYJ	Pittsburgh, 34-32
NYG at Was	Washington, 21-6
Ten at Den	Denver, 20-12
SF at Sea	San Francisco, 17-13
Det at GB	Green Bay, 27-13
Hou at LAR	L.A. Rams, 14-9
Bal at Buf	Buffalo, 41-40

Monday, September 08, 2024

Min at Chi (Mon)	Minnesota, 27-24

WEEK 2

Thursday, September 11, 2024

Was at GB (Thu)	Green Bay, 27-18

Sunday, September 14, 2024

Cle at Bal	Baltimore, 41-17
Jax at Cin	Cincinnati, 31-27
NYG at Dal	Dallas, 40-37 (OT)
Chi at Det	Detroit, 52-21
NE at Mia	New England, 33-27
SF at NO	San Francisco, 26-21
Buf at NYJ	Buffalo, 30-10
Sea at Pit	Seattle, 31-17
LAR at Ten	L.A. Rams, 33-19
Car at Ari	Arizona, 27-22
Den at Ind	Indianapolis, 29-28
Phi at KC	Philadelphia, 20-17
Atl at Min	Atlanta, 22-6

Monday, September 15, 2024

TB at Hou (Mon)	Tampa Bay, 20-19
LAC at LV (Mon)	L.A. Chargers, 20-9

WEEK 3

Thursday, September 18, 2024

Mia at Buf (Thu)	Buffalo, 31-21

Sunday, September 21, 2024

Atl at Car	Carolina, 30-0
GB at Cle	Cleveland, 13-10
Hou at Jax	Jacksonville, 17-10
Cin at Min	Minnesota, 48-10
Pit at NE	Pittsburgh, 21-14
LAR at Phi	Philadelphia, 33-26
NYJ at TB	Tampa Bay, 29-27
Ind at Ten	Indianapolis, 41-20
LV at Was	Washington, 41-24
Den at LAC	L.A. Chargers, 23-20
NO at Sea	Seattle, 44-13
Dal at Chi	Chicago, 31-14
Ari at SF	San Francisco, 16-15
KC at NYG	Kansas City, 22-9

Monday, September 22, 2024

Det at Bal (Mon)	Detroit, 38-30

WEEK 4

Thursday, September 25, 2025

Sea at Ari (Thu)	Seattle, 23-20

Sunday, September 28, 2025

Min vs Pit (Dublin)	Pittsburgh, 24-21
Was at Atl	Atlanta, 34-27
NO at Buf	Buffalo, 31-19
Cle at Det	Detroit, 34-10
Ten at Hou	Houston, 26-0
Car at NE	New England, 42-13
LAC at NYG	N.Y. Giants, 21-18
Phi at TB	Philadelphia, 31-25
Ind at LAR	L.A. Rams, 27-20
Jax at SF	Jacksonville, 26-21
Bal at KC	Kansas City, 37-20
Chi at LV	Chicago, 25-24
GB at Dal	Tie, 40-40

Monday, September 29, 2025

NYJ at Mia (Mon)	Miami, 27-21
Cin at Den (Mon)	Denver, 28-3

WEEK 5

Thursday, October 02, 2025

SF at LAR (Thu)	San Francisco, 26-23 (OT)

Sunday, October 05, 2025

Min vs Cle (Tottenham)	Minnesota, 21-17
Hou at Bal	Houston, 44-10
Mia at Car	Carolina, 27-24
LV at Ind	Indianapolis, 40-6
NYG at NO	New Orleans, 26-14
Dal at NYJ	Dallas, 37-22
Den at Phi	Denver, 21-17
Ten at Ari	Tennessee, 22-21
TB at Sea	Tampa Bay, 38-35
Det at Cin	Detroit, 37-24
Was at LAC	Washington, 27-10
NE at Buf	New England, 23-20

Monday, October 06, 2025

KC at Jax (Mon)	Jacksonville, 31-28

WEEK 6

Thursday, October 09, 2025

Phi at NYG (Thu)	N.Y. Giants, 34-17

Sunday, October 12, 2025

Den vs NYJ (London)	Denver, 13-11
LAR at Bal	L.A. Rams, 17-3
Dal at Car	Carolina, 30-27
Ari at Ind	Indianapolis, 31-27
Sea at Jax	Seattle, 20-12
LAC at Mia	L.A. Chargers, 29-27
Cle at Pit	Pittsburgh, 23-9
SF at TB	Tampa Bay, 30-19
Ten at LV	Las Vegas, 20-10
Cin at GB	Green Bay, 27-18
NE at NO	New England, 25-19
Det at KC	Kansas City, 30-17

Monday, October 13, 2025

Buf at Atl (Mon)	Atlanta, 24-14
Chi at Was (Mon)	Chicago, 25-24

WEEK 7

Thursday, October 16, 2025

Pit at Cin (Thu)	Cincinnati, 33-31

Sunday, October 19, 2025

LAR at Jax (London)	L.A. Rams, 35-7
NO at Chi	Chicago, 26-14
Mia at Cle	Cleveland, 31-6
LV at KC	Kansas City, 31-0
Phi at Min	Philadelphia, 28-22
Car at NYJ	Carolina, 13-6
NE at Ten	New England, 31-13
NYG at Den	Denver, 33-32
Ind at LAC	Indianapolis, 38-24
GB at Ari	Green Bay, 27-23
Was at Dal	Dallas, 44-22
Atl at SF	San Francisco, 20-10

Monday, October 20, 2025

TB at Det (Mon)	Detroit, 24-9
Hou at Sea (Mon)	Seattle, 27-19

WEEK 8

Thursday, October 23, 2025

Min at LAC (Thu)	L.A. Chargers, 37-10

Sunday, October 26, 2025

Mia at Atl	Miami, 34-10
Chi at Bal	Baltimore, 30-16
Buf at Car	Buffalo, 40-9
NYJ at Cin	N.Y. Jets, 39-38
SF at Hou	Houston, 26-15
Cle at NE	New England, 32-13
NYG at Phi	Philadelphia, 38-20
TB at NO	Tampa Bay, 23-3
Dal at Den	Denver, 44-24
Ten at Ind	Indianapolis, 38-14
GB at Pit	Green Bay, 35-25

Monday, October 27, 2025

Was at KC (Mon)	Kansas City, 28-7

WEEK 9

Thursday, October 30, 2025

Bal at Mia (Thu)	Baltimore, 28-6

Sunday, November 02, 2025

Chi at Cin	Chicago, 47-42
Min at Det	Minnesota, 27-24
Car at GB	Carolina, 16-13
Den at Hou	Denver, 18-15
Atl at NE	New England, 24-23
SF at NYG	San Francisco, 34-24
Ind at Pit	Pittsburgh, 27-20
LAC at Ten	L.A. Chargers, 27-20
NO at LAR	L.A. Rams, 34-10
Jax at LV	Jacksonville, 30-29
KC at Buf	Buffalo, 28-21
Sea at Was	Seattle, 38-14

Monday, November 03, 2025

Ari at Dal (Mon)	Arizona, 27-17

WEEK 10

Thursday, November 06, 2025

LV at Den (Thu)	Denver, 10-7

Sunday, November 09, 2025

Atl vs Ind (Berlin)	Indianapolis, 31-25
NO at Car	New Orleans, 17-7
NYG at Chi	Chicago, 24-20
Jax at Hou	Houston, 36-29

2025 NFL SCHEDULE

Buf at Mia	Miami, 30-13
Bal at Min	Baltimore, 27-19
Cle at NYJ	N.Y. Jets, 27-20
NE at TB	New England, 28-23
Ari at Sea	Seattle, 44-22
LAR at SF	L.A. Rams, 42-26
Det at Was	Detroit, 44-22
Pit at LAC	L.A. Chargers, 25-10
Monday, November 10, 2025	
Phi at GB (Mon)	Philadelphia, 10-7

WEEK 11

Thursday, November 13, 2025	
NYJ at NE (Thu)	New England, 27-14
Sunday, November 16, 2025	
Was vs Mia (Madrid)	Miami, 16-13 (OT)
Car at Atl	Carolina, 30-27 (OT)
TB at Buf	Buffalo, 44-32
LAC at Jax	Jacksonville, 35-6
Chi at Min	Chicago, 19-17
GB at NYG	Green Bay, 27-20
Cin at Pit	Pittsburgh, 34-12
Hou at Ten	Houston, 16-13
SF at Ari	San Francisco, 41-22
Sea at LAR	L.A. Rams, 21-19
Bal at Cle	Baltimore, 23-16
KC at Den	Denver, 22-19
Det at Phi	Philadelphia, 16-9
Monday, November 17, 2025	
Dal at LV (Mon)	Dallas, 33-16

WEEK 12

Thursday, November 20, 2025	
Buf at Hou (Thu)	Houston, 23-19
Sunday, November 23, 2025	
NYJ at Bal	Baltimore, 23-10
Pit at Chi	Chicago, 31-28
NE at Cin	New England, 26-20
NYG at Det	Detroit, 34-27 (OT)
Min at GB	Green Bay, 23-6
Ind at KC	Kansas City, 23-20 (OT)
Sea at Ten	Seattle, 30-24
Jax at Ari	Jacksonville, 27-24 (OT)
Cle at LV	Cleveland, 24-10
Phi at Dal	Dallas, 24-21
Atl at NO	Atlanta, 24-10
TB at LAR	L.A. Rams, 34-7
Monday, November 24, 2025	
Car at SF (Mon)	San Francisco, 20-9

WEEK 13

Thursday, November 27, 2025	
GB at Det	Green Bay, 31-24
KC at Dal	Dallas, 31-28
Cin at Bal	Cincinnati, 32-14
Friday, November 28, 2025	
Chi at Phi (Fri)	Chicago, 24-15
Sunday, November 30, 2025	
LAR at Car	Carolina, 31-28
SF at Cle	San Francisco, 26-8
Hou at Ind	Houston, 20-16
NO at Mia	Miami, 21-17
Atl at NYJ	N.Y. Jets, 27-24
Ari at TB	Tampa Bay, 20-17
Jax at Ten	Jacksonville, 25-3
Min at Sea	Seattle, 26-0
LV at LAC	L.A. Chargers, 31-14
Buf at Pit	Buffalo, 26-7
Den at Was	Denver, 27-26 (OT)
Monday, December 01, 2025	
NYG at NE (Mon)	New England, 33-15

WEEK 14

Thursday, December 04, 2025	
Dal at Det (Thu)	Detroit, 44-30
Sunday, December 07, 2025	
Sea at Atl	Seattle, 37-9
Pit at Bal	Pittsburgh, 27-22
Ten at Cle	Tennessee, 31-29
Chi at GB	Green Bay, 28-21
Ind at Jax	Jacksonville, 36-19
Was at Min	Minnesota, 31-0
Mia at NYJ	Miami, 34-10
NO at TB	New Orleans, 24-20
Den at LV	Denver, 24-17
LAR at Ari	L.A. Rams, 45-17
Cin at Buf	Buffalo, 39-34
Hou at KC	Houston, 20-10
Monday, December 08, 2025	
Phi at LAC (Mon)	L.A. Chargers, 22-19 (OT)

WEEK 15

Thursday, December 11, 2025	
Atl at TB (Thu)	Atlanta, 29-28
Sunday, December 14, 2025	
Cle at Chi	Chicago, 31-3
Bal at Cin	Baltimore, 24-0
Ari at Hou	Houston, 40-20
NYJ at Jax	Jacksonville, 48-20
LAC at KC	L.A. Chargers, 16-13
Buf at NE	Buffalo, 35-31
Was at NYG	Washington, 29-21
LV at Phi	Philadelphia, 31-0
GB at Den	Denver, 34-26
Det at LAR	L.A. Rams, 41-34
Car at NO	New Orleans, 20-17
Ind at Sea	Seattle, 18-16
Ten at SF	San Francisco, 37-24
Min at Dal	Minnesota, 34-26
Monday, December 15, 2025	
Mia at Pit (Mon)	Pittsburgh, 28-15

WEEK 16

Thursday, December 18, 2025		
LAR at Sea (Thu)	5:15p (PT)	Prime Video
Saturday, December 20, 2025		
GB at Chi (Sat)	TBD	FOX
Phi at Was (Sat)	TBD	FOX
Sunday, December 21, 2025		
NE at Bal	1:00p (ET)	CBS
TB at Car	1:00p (ET)	FOX
Buf at Cle	1:00p (ET)	CBS
LAC at Dal	12:00p (CT)	FOX
NYJ at NO	12:00p (CT)	CBS
Min at NYG	1:00p (ET)	FOX
KC at Ten	12:00p (CT)	CBS
Atl at Ari	2:05p (MT)	FOX
Jax at Den	2:05p (MT)	FOX
Pit at Det	4:25p (ET)	CBS
LV at Hou	3:25p (CT)	CBS
Cin at Mia	8:20p (ET)	NBC
Monday, December 22, 2025		
SF at Ind (Mon)	8:15p (ET)	ESPN

WEEK 17

Thursday, December 25, 2025		
Dal at Was (Thu)	1:00p (ET)	NETFLIX
Det at Min (Thu)	3:30p (CT)	NETFLIX
Den at KC (Thu)	7:15p (CT)	Prime Video
Saturday, December 27, 2025 - Time/Network TBD		
TBD	4:30p (ET)	NFLN
TBD	8:00p (ET)	Peacock
Sea at Car	TBD	TBD
Ari at Cin	TBD	TBD
Bal at GB	TBD	TBD
Hou at LAC	TBD	TBD
NYG at LV	TBD	TBD
Sunday, December 28, 2025		
Pit at Cle	1:00p (ET)	CBS
Jax at Ind	1:00p (ET)	FOX
TB at Mia	1:00p (ET)	FOX
NE at NYJ	1:00p (ET)	CBS
NO at Ten	12:00p (CT)	CBS
Phi at Buf	4:25p (ET)	FOX
Chi at SF	5:20p (PT)	NBC
Monday, December 29, 2025		
LAR at Atl (Mon)	8:15p (ET)	ESPN

WEEK 18

Saturday, January 3, 2026 <u>or</u> Sunday, January 4, 2026		
NO at Atl	TBD	TBD
NYJ at Buf	TBD	TBD
Det at Chi	TBD	TBD
Cle at Cin	TBD	TBD
LAC at Den	TBD	TBD
Ind at Hou	TBD	TBD
Ten at Jax	TBD	TBD
Ari at LAR	TBD	TBD
KC at LV	TBD	TBD
GB at Min	TBD	TBD
Mia at NE	TBD	TBD
Dal at NYG	TBD	TBD
Was at Phi	TBD	TBD
Bal at Pit	TBD	TBD
Sea at SF	TBD	TBD
Car at TB	TBD	TBD

2025 NFL DIVISIONAL STANDINGS

AFC East	W	L	T	Pct	Home	Road	Conf	Div
New England Patriots	11	3	0	.786	5-3-0	6-0-0	6-3-0	3-1-0
Buffalo Bills	10	4	0	.714	6-1-0	4-3-0	7-3-0	3-2-0
Miami Dolphins	6	8	0	.429	4-3-0	2-5-0	3-7-0	3-2-0
New York Jets	3	11	0	.214	2-6-0	1-5-0	2-8-0	0-4-0

AFC North	W	L	T	Pct	Home	Away	Conf	Div
Pittsburgh Steelers	8	6	0	.571	5-3-0	3-3-0	7-3-0	3-1-0
Baltimore Ravens	7	7	0	.500	3-5-0	4-2-0	5-5-0	3-2-0
Cincinnati Bengals	4	10	0	.286	2-5-0	2-5-0	4-6-0	3-2-0
Cleveland Browns	3	11	0	.214	2-5-0	1-6-0	2-7-0	0-4-0

AFC South	W	L	T	Pct	Home	Away	Conf	Div
Jacksonville Jaguars	10	4	0	.714	6-2-0	4-2-0	7-2-0	3-1-0
Houston Texans	9	5	0	.643	5-2-0	4-3-0	7-2-0	4-1-0
Indianapolis Colts	8	6	0	.571	6-1-0	2-5-0	6-4-0	2-2-0
Tennessee Titans	2	12	0	.143	0-7-0	2-5-0	1-9-0	0-5-0

AFC West	W	L	T	Pct	Home	Away	Conf	Div
x-Denver Broncos	12	2	0	.857	7-0-0	5-2-0	7-2-0	3-1-0
Los Angeles Chargers	10	4	0	.714	6-2-0	4-2-0	8-2-0	5-0-0
Kansas City Chiefs	6	8	0	.429	5-3-0	1-5-0	3-6-0	1-3-0
Las Vegas Raiders	2	12	0	.143	1-6-0	1-6-0	2-8-0	0-5-0

NFC East	W	L	T	Pct	Home	Road	Conf	Div
Philadelphia Eagles	9	5	0	.643	5-2-0	4-3-0	7-3-0	2-2-0
Dallas Cowboys	6	7	1	.464	4-2-1	2-5-0	3-6-1	3-1-0
Washington Commanders	4	10	0	.286	2-4-0	2-6-0	2-7-0	2-1-0
New York Giants	2	12	0	.143	2-4-0	0-8-0	1-9-0	1-4-0

NFC North	W	L	T	Pct	Home	Away	Conf	Div
Chicago Bears	10	4	0	.714	5-1-0	5-3-0	6-3-0	1-3-0
Green Bay Packers	9	4	1	.679	5-2-0	4-2-1	7-2-1	4-0-0
Detroit Lions	8	6	0	.571	5-2-0	3-4-0	5-5-0	1-3-0
Minnesota Vikings	6	8	0	.429	2-4-0	4-4-0	4-5-0	2-2-0

NFC South	W	L	T	Pct	Home	Away	Conf	Div
Tampa Bay Buccaneers	7	7	0	.500	3-4-0	4-3-0	5-5-0	2-2-0
Carolina Panthers	7	7	0	.500	4-2-0	3-5-0	5-4-0	2-2-0
Atlanta Falcons	5	9	0	.357	2-4-0	3-5-0	4-5-0	2-3-0
New Orleans Saints	4	10	0	.286	2-5-0	2-5-0	4-7-0	3-2-0

NFC West	W	L	T	Pct	Home	Away	Conf	Div
x-Los Angeles Rams	11	3	0	.786	6-1-0	5-2-0	6-3-0	3-1-0
Seattle Seahawks	11	3	0	.786	5-2-0	6-1-0	6-3-0	2-2-0
San Francisco 49ers	10	4	0	.714	4-2-0	6-2-0	8-2-0	4-1-0
Arizona Cardinals	3	11	0	.214	1-6-0	2-5-0	3-7-0	0-5-0

TITANS OFFENSIVE AND DEFENSIVE RANKINGS BY THE WEEK AND BY THE SEASON

2025 Season		NFL OFFENSE			AFC OFFENSE		
Week	Opp.	Tot	Rush	Pass	Tot	Rush	Pass
1	at Den	32	25	32	16	11	16
2	LAR	32	24	32	16	10	16
3	Ind	31	28	32	15	12	16
4	at Hou	31	29	32	15	13	16
5	at Ari	31	28t	32	15	13	16
6	at LV	32	31	31	16	15	15
7	NE	32	31	31	16	15	15
8	at Ind	32	32	31	16	16	15
9	LAC	32	31	31	16	15	15
10	Bye	32	31	31	16	15	15
11	Hou	32	32	30	16	16	14
12	Sea	32	32	30	16	16	14
13	Jax	32	31	30	16	15	14
14	at Cle	32	31	26	16	15	15
15	at SF	31	30	31	15	14	15
16	KC						
17	NO						
18	at Jax						
Final regular season offensive rankings:							
Titans in 2024		26	19t	26	13	9	14
Titans in 2023		28	17	29	14	7	15
Titans in 2022		30	13	30	15	4	16
Titans in 2021		17	5	24	9	4	13
Titans in 2020		2T	2	23	2T	2	10
Titans in 2019		12	3	21	5	2	9
Titans in 2018		25	7	29	11	3	14
Titans in 2017		23	15	23	9	8	11
Titans in 2016		11	3	25	5	2	11
Titans in 2015		30	25	25T	16	10	14
Titans in 2014		29	26	22	14	14	11
Titans in 2013		22	14	21	11	7	11
Titans in 2012		26	21	22	12	10	11
Titans in 2011		17	31	12	8	16	5
Titans in 2010		27	17	25	15	10	13
Titans in 2009		12	2	23	6	2	10
Titans in 2008		21	7	27	10	3	12
Titans in 2007		21	5	27	10	3	14
Titans in 2006		27	5	30	12	3	15
Titans in 2005		17	23	9	10	12	5
Titans in 2004		11	14	10	6	10	5
Titans in 2003		8	26	5	4	14	3
Titans in 2002		17	11	20	9	7	11
Titans in 2001		8	12	8T	5	8	4
Titans in 2000		14	7	16	8	6	8
Titans in 1999		13	13	13T	6	9	5T

2025 Season		NFL DEFENSE			AFC DEFENSE		
Week	Opp.	Tot	Rush	Pass	Tot	Rush	Pass
1	at Den	18t	26	12	7	13	5
2	LAR	27	29	20	14	15	10
3	Ind	27	29	22	14	14	11
4	at Hou	25	28	22	12	14	10
5	at Ari	25	30	21	12	15	10
6	at LV	22	25	13	11	12	8
7	NE	24	29	14	12	14	9
8	at Ind	26	26	17	13	13	9
9	LAC	25	27	16	13	13	9
10	Bye	25	27	17	13	14	10
11	Hou	24	26	18	13	13	10
12	Sea	26	25	19	14	13	11
13	Jax	24	22	19t	13	12	11
14	at Cle	26	18	23	14	11	12
15	at SF	27	20	25	14	12	12
16	KC						
17	NO						
18	at Jax						
Final regular season defensive rankings:							
Titans in 2024		2	26	2	1	16	1
Titans in 2023		18	13	18	10	6	11
Titans in 2022		23	1	32	13	1	16
Titans in 2021		12	2	25	5	2	12
Titans in 2020		28	19	29	14	9	16
Titans in 2019		21	12	24	11	7	13
Titans in 2018		8	18	6	5	8	4
Titans in 2017		13	4	25	5	1	12
Titans in 2016		20	2	30	11	1	16
Titans in 2015		12	18	7	8	12	3
Titans in 2014		27	31	15	16	15	9
Titans in 2013		14	20	11	8	8	6
Titans in 2012		27	24	26	15	11	14
Titans in 2011		18T	24	14	11	11	10
Titans in 2010		26	20	29	13	10	14
Titans in 2009		28	11T	31	14	5T	16
Titans in 2008		7	6	9	3	3	4
Titans in 2007		5	5	10	4	3	9
Titans in 2006		32	30	27	16	15	15
Titans in 2005		19	22	17	10	11	7
Titans in 2004		27	18	26	13	11	12
Titans in 2003		12	1	30	9	1	15
Titans in 2002		10	2	25	5	2	13
Titans in 2001		25	5	31	15	3	16
Titans in 2000		1	3	1	1	2	1
Titans in 1999		17	10	25	12	6	15

TENNESSEE TITANS OFFENSIVE AND DEFENSIVE STATS, 1999–2024 (REGULAR SEASON)

2012–2024 TITANS - OFFENSE

OFFENSE	2024	2023	2022	2021	2020	2019	2018	2017	2016	2015	2014	2013	2012
GAMES (Won-Lost)	**3-14**	**6-11**	**7-10**	**12-5**	**11-5**	**9-7**	**9-7**	**9-7**	**9-7**	**3-13**	**2-14**	**7-9**	**6-10**
FIRST DOWNS	**309**	**298**	**277**	**362**	**381**	**317**	**289**	**290**	**322**	**298**	**258**	**311**	**260**
Rushing	112	103	104	134	142	104	106	97	115	66	75	103	70
Passing	164	158	153	194	203	177	156	157	175	195	159	172	166
Penalty	33	37	20	34	36	36	27	36	32	37	24	36	24
YDS GAINED (tot)	**5172**	**4,913**	**5,045**	**5,822**	**6,343**	**5,805**	**4,998**	**5,024**	**5,728**	**4,988**	**4,859**	**5,390**	**5,010**
Avg per Game	304.2	289.0	296.8	342.5	396.4	362.8	312.4	314.0	358.0	311.8	303.7	336.9	313.1
RUSHING (net)	**1855**	**1,846**	**2,131**	**2,404**	**2,690**	**2,223**	**2,023**	**1,833**	**2,187**	**1,485**	**1,447**	**1,894**	**1,687**
Avg per Game	109.1	108.6	125.4	141.4	168.1	138.9	126.4	114.6	136.7	92.8	90.4	118.4	105.4
Rushes	450	444	487	551	521	445	454	443	476	371	356	462	378
Yards per Rush	4.1	4.2	4.4	4.4	5.2	5.0	4.5	4.1	4.6	4.0	4.1	4.1	4.5
PASSING (net)	**3317**	**3,067**	**2,914**	**3,418**	**3,653**	**3,582**	**2,975**	**3,191**	**3,541**	**3,503**	**3,412**	**3,496**	**3,323**
Avg per Game	195.1	180.4	171.4	201.1	228.3	223.9	185.9	199.4	221.3	218.9	213.3	218.5	207.7
Passes Att.	530	494	456	535	485	448	437	496	504	551	513	533	540
Completed	336	304	285	359	316	297	293	306	307	342	299	328	318
Pct Completed	63.4%	61.5	62.5	67.1	65.2	66.3	67.0	61.7	60.9	62.1	58.3	61.5	58.9
Yards Gained	3621	3,512	3,227	3,745	3,826	3,956	3,255	3,394	3,720	3,893	3,738	3,710	3,577
Sacked	52	64	49	47	25	56	47	35	28	54	50	37	39
Yards Lost	304	445	313	327	173	374	280	203	179	390	326	214	254
Had intercepted	21	11	11	14	7	8	12	17	11	17	16	16	16
Yards Opp Ret	295	101	179	252	81	204	219	262	203	263	214	132	260
Opp TDs on Int	4	1	1	0	0	0	1	2	3	3	1	1	4
PUNTS	**75**	**80**	**90**	**58**	**50**	**78**	**75**	**75**	**77**	**88**	**89**	**79**	**83**
Avg Yards	49.2	50.1	53.1	44.3	45.1	47.1	46.4	49.7	44.2	47.4	46.3	42.9	46.4
PUNT RETURNS	**34**	**42**	**36**	**30**	**23**	**22**	**27**	**36**	**30**	**38**	**30**	**31**	**31**
Avg Return	7.4	7.9	8.4	9.8	9.0	7.7	8.8	8.5	7.9	8.1	6.9	7.7	15.3
Returned for TD	0	0	0	0	0	0	0	0	0	0	0	0	3
KICKOFF RETURNS	**40**	**18**	**37**	**40**	**38**	**30**	**23**	**28**	**33**	**33**	**48**	**44**	**63**
Avg Return	27.0	20.7	21.4	19.5	20.2	21.3	32.0	22.1	19.1	20.6	23.4	24.9	23.6
Returned for TD	0	0	0	0	1	0	1	0	0	0	0	0	1
PENALTIES	**132**	**110**	**111**	**103**	**86**	**99**	**82**	**85**	**110**	**93**	**111**	**101**	**106**
Yards Penalized	1030	882	956	973	783	932	727	785	1,012	779	961	900	847
FUMBLES BY	**28**	**19**	**23**	**25**	**15**	**21**	**18**	**10**	**17**	**25**	**23**	**27**	**21**
Fumbles Lost	13	9	12	11	5	9	6	8	7	16	10	9	12
Opp Fumbles	16	19	19	21	21	16	14	23	12	16	7	24	15
Opp Fum Lost	7	8	6	6	8	9	6	9	6	8	4	12	5
POSS. TIME (avg)	**30:44**	**29:14**	**29:16**	**32:40**	**28:28**	**28:31**	**29:28**	**29:51**	**30:32**	**29:25**	**27:31**	**30:00**	**27:18**
TOUCHDOWNS	**33**	**31**	**34**	**49**	**62**	**54**	**34**	**33**	**46**	**37**	**28**	**41**	**36**
Rushing	11	16	16	23	26	21	15	18	16	10	6	16	10
Passing	22	14	16	22	33	29	16	14	29	25	20	22	17
Returns	0	1	2	4	3	4	3	1	1	2	2	3	9
EXTRA-PT KICKS	**28/28**	**28/30**	**32/33**	**43/47**	**51/53**	**50/52**	**28/31**	**31/33**	**39/41**	**29/31**	**27/27**	**41/41**	**35/35**
2-PT CONVERSIONS	**3/4**	**1/1**	**1/1**	**2/2**	**4/7**	**1/2**	**0/1**	**0/0**	**0/5**	**3/5**	**0/1**	**0/0**	**1/1**
FIELD GOALS/FGA	**25/27**	**29/30**	**20/24**	**26/32**	**20/28**	**8/18**	**26/30**	**35/42**	**22/24**	**14/16**	**19/22**	**25/29**	**25/31**
POINTS SCORED	**311**	**305**	**298**	**419**	**491**	**402**	**310**	**334**	**381**	**299**	**254**	**362**	**330**
TURNOVER DIFF.	**-16**	**-6**	**-3**	**-3**	**+11**	**+6**	**-1**	**-4**	**0**	**-14**	**-10**	**0**	**-4**

2012–2024 TITANS - DEFENSE

DEFENSE	2024	2023	2022	2021	2020	2019	2018	2017	2016	2015	2014	2013	2012
POINTS ALLOWED	**460**	**367**	**359**	**354**	**439**	**331**	**303**	**356**	**378**	**423**	**438**	**381**	**471**
OPP FIRST DOWNS	**314**	**334**	**339**	**331**	**391**	**335**	**298**	**323**	**324**	**317**	**357**	**329**	**358**
Rushing	118	103	93	90	113	95	98	68	70	101	119	108	122
Passing	157	189	215	204	247	213	182	231	227	192	211	191	210
Penalty	39	42	31	37	31	27	18	24	27	24	27	30	26
OPP YARDS GAINED	**5291**	**5,697**	**5,978**	**5,607**	**6,372**	**5,752**	**5,334**	**5,248**	**5,720**	**5,475**	**5,968**	**5,407**	**5,999**
Avg per Game	311.2	335.1	351.6	329.8	398.3	359.5	333.4	328.0	357.5	342.2	373.0	337.9	374.9
OPP RUSHING(net)	**2277**	**1,831**	**1,307**	**1,438**	**1,933**	**1,672**	**1,863**	**1,420**	**1,413**	**1,797**	**2,195**	**1,795**	**2,035**
Avg per Game	133.9	107.7	76.9	84.6	120.8	104.5	116.4	88.8	88.3	112.3	137.2	112.2	127.2
Rushes	503	480	390	368	427	415	429	398	356	462	515	446	483
Yards per Rush	4.5	3.8	3.4	3.9	4.5	4.0	4.3	3.6	4.0	3.9	4.3	4.0	4.2
OPP PASSING(net)	**3014**	**3,866**	**4,671**	**4,169**	**4,439**	**4,080**	**3,471**	**3,828**	**4,307**	**3,678**	**3,773**	**3,612**	**3,964**
Avg per Game	177.3	227.4	274.8	245.2	277.4	255.0	216.9	239.3	269.2	229.9	235.8	225.8	247.8
Passes Att.	473	571	671	628	630	598	533	605	635	502	545	545	564
Completed	314	387	439	395	423	386	337	369	388	319	347	344	374
Pct Completed	66.4%	67.8	65.4	62.9	67.1	64.5	63.2	61.0	61.1	63.5	63.7	63.1	66.3
Sacked	32	45	39	43	19	43	39	43	40	39	39	36	39
Yards Lost	202	315	264	316	154	276	248	272	278	271	222	227	241
INTERCEPTED BY	**11**	**6**	**14**	**16**	**15**	**14**	**11**	**12**	**12**	**11**	**12**	**13**	**19**
Yards Returned	86	86	149	128	189	158	120	154	68	164	122	113	358
Returned for TD	0	1	1	2	0	1	2	0	0	1	1	1	4
OPP PUNT RETURNS	**47**	**29**	**59**	**22**	**20**	**30**	**33**	**41**	**36**	**47**	**43**	**35**	**39**
Avg return	13.9	11.3	10.8	10.1	8.6	9.0	9.0	7.0	9.6	12.9	8.1	6.0	10.4
OPP KICKOFF RET	**40**	**35**	**32**	**40**	**37**	**37**	**25**	**32**	**21**	**22**	**31**	**45**	**33**
Avg return	28.9	23.3	20.3	20.3	22.2	23.7	27.8	23.4	22.0	27.2	27.6	24.4	26.1
OPP TOUCHDOWNS	**39**	**33**	**41**	**38**	**55**	**39**	**32**	**36**	**43**	**51**	**48**	**40**	**55**
Rushing	14	10	9	14	18	14	9	5	10	11	17	21	16
Passing	23	20	29	24	36	25	21	27	25	34	28	15	31
Returns	2	3	3	0	1	0	2	4	8	6	3	4	8

TENNESSEE TITANS OFFENSIVE AND DEFENSIVE STATS, 1999–2024 (REGULAR SEASON)

1999–2011 TITANS - OFFENSE

OFFENSE	2011	2010	2009	2008	2007	2006	2005	2004	2003	2002	2001	2000	1999
GAMES (Won-Lost)	**9-7**	**6-10**	**8-8**	**13-3**	**10-6**	**8-8**	**4-12**	**5-11**	**12-4**	**11-5**	**7-9**	**13-3**	**13-3**
FIRST DOWNS	**281**	**252**	**288**	**268**	**306**	**261**	**279**	**308**	**310**	**312**	**288**	**299**	**294**
Rushing	71	73	115	108	118	105	72	85	84	112	87	107	109
Passing	185	155	154	143	171	133	191	200	211	182	179	167	167
Penalty	25	24	19	17	17	23	16	23	15	18	22	25	18
YDS GAINED (tot)	**5,361**	**4,834**	**5,623**	**5,018**	**4,987**	**4,810**	**5,122**	**5,487**	**5,501**	**5,272**	**5,352**	**5,350**	**5,296**
Avg per Game	335.1	302.1	351.4	313.6	311.7	300.6	320.1	342.9	343.8	329.5	334.5	334.4	331.0
RUSHING (net)	**1,438**	**1,727**	**2,592**	**2,199**	**2,109**	**2,214**	**1,525**	**1,871**	**1,623**	**1,952**	**1,794**	**2,085**	**1,811**
Avg per Game	89.9	107.9	162.0	137.4	131.8	138.4	95.3	116.9	101.4	122.0	112.1	130.3	113.2
Rushes	376	406	499	508	543	469	397	420	486	511	468	546	459
Yards per Rush	3.8	4.3	5.2	4.3	3.9	4.7	3.8	4.5	3.3	3.8	3.8	3.8	3.9
PASSING (net)	**3,923**	**3,107**	**3,031**	**2,819**	**2,878**	**2,596**	**3,597**	**3,616**	**3,878**	**3,320**	**3,558**	**3,265**	**3,485**
Avg per Game	245.2	194.2	189.4	176.2	179.9	162.3	224.8	226.0	242.4	207.5	222.4	204.1	217.8
Passes Att.	584	474	476	453	464	447	594	589	502	500	515	462	527
Completed	353	273	271	265	288	226	358	356	315	306	307	286	304
Pct Completed	60.4	57.6	56.9	58.5	62.1	50.6	60.3	60.4	62.7	61.2	59.6	61.9	57.7
Yards Gained	4,113	3,278	3,104	2,902	3,077	2,748	3,797	3,933	4,031	3,441	3,867	3,430	3,622
Sacked	24	27	15	12	30	29	31	44	25	21	43	28	25
Yards Lost	190	171	73	83	199	152	200	317	153	121	309	165	137
Had intercepted	14	15	15	9	17	19	14	19	9	15	17	16	13
Yards Opp Ret	167	120	121	88	116	250	293	306	264	179	163	236	227
Opp TDs on Int	3	1	0	0	0	2	4	2	3	2	2	3	2
PUNTS	**86**	**77**	**69**	**87**	**73**	**88**	**78**	**79**	**71**	**66**	**85**	**76**	**90**
Avg Yards	43.6	42.9	43.4	42.8	41.9	42.7	43.2	42.9	43.9	41.3	42.0	40.8	42.5
PUNT RETURNS	**47**	**27**	**33**	**34**	**42**	**37**	**45**	**40**	**37**	**28**	**36**	**53**	**40**
Avg Return	10.4	12.2	6.7	9.7	8.7	12.6	9.3	4.3	11.6	7.8	7.8	12.7	9.0
Returned for TD	1	1	0	0	0	3	1	0	1	0	0	1	1
KICKOFF RETURNS	**32**	**64**	**69**	**52**	**52**	**79**	**70**	**79**	**68**	**50**	**71**	**47**	**56**
Avg Return	26.0	24.3	20.5	25.4	21.1	23.2	24.2	19.7	19.1	19.6	19.9	26.1	18.6
Returned for TD	1	1	0	0	0	0	0	0	0	0	1	0	0
PENALTIES	**104**	**128**	**98**	**108**	**101**	**94**	**125**	**110**	**110**	**112**	**119**	**107**	**114**
Yards Penalized	960	1,040	821	855	773	803	1,002	923	887	891	1,025	870	1,069
FUMBLES BY	**17**	**22**	**27**	**18**	**32**	**29**	**27**	**33**	**24**	**20**	**18**	**24**	**17**
Fumbles Lost	8	14	16	8	17	7	12	12	12	10	11	14	9
Opp Fumbles	20	25	20	28	26	19	20	22	21	22	21	39	39
Opp Fum Lost	12	8	7	11	12	11	11	12	13	11	11	13	24
POSS. TIME (avg)	**27:52**	**25:54**	**28:27**	**29:09**	**31:38**	**27:17**	**31:13**	**31:40**	**32:52**	**32:47**	**31:29**	**33:48**	**31:30**
TOUCHDOWNS	**34**	**40**	**39**	**41**	**28**	**36**	**33**	**41**	**48**	**42**	**39**	**38**	**46**
Rushing	8	13	19	24	17	15	8	12	11	16	12	14	19
Passing	22	24	16	13	9	13	20	27	30	22	23	18	23
Returns	4	3	4	4	2	8	5	2	7	4	4	6	4
EXTRA-PT KICKS	**34/34**	**38/38**	**37/37**	**40/40**	**28/28**	**32/32**	**30/32**	**39/39**	**43/44**	**36/36**	**34/35**	**37/38**	**43/43**
2-PT CONVERSIONS	**0/0**	**1/2**	**1/2**	**1/1**	**0/0**	**3/3**	**0/1**	**1/2**	**3/4**	**2/6**	**3/4**	**0/0**	**1/3**
FIELD GOALS/FGA	**29/32**	**24/26**	**27/32**	**29/33**	**35/39**	**22/28**	**23/29**	**19/27**	**32/37**	**25/31**	**20/28**	**27/33**	**21/25**
POINTS SCORED	**325**	**356**	**354**	**375**	**301**	**324**	**299**	**344**	**435**	**367**	**336**	**346**	**392**
TURNOVER DIFF.	**+1**	**-4**	**-4**	**+14**	**0**	**+2**	**-6**	**-1**	**+13**	**+4**	**-4**	**0**	**+19**

1999–2011 TITANS - DEFENSE

DEFENSE	2011	2010	2009	2008	2007	2006	2005	2004	2003	2002	2001	2000	1999
POINTS ALLOWED	**317**	**339**	**402**	**234**	**297**	**400**	**421**	**439**	**324**	**324**	**388**	**191**	**324**
OPP FIRST DOWNS	**324**	**356**	**323**	**276**	**268**	**329**	**294**	**318**	**275**	**297**	**300**	**215**	**300**
Rushing	111	107	89	81	80	121	89	99	79	75	79	62	81
Passing	187	214	210	166	165	181	180	189	167	197	192	134	193
Penalty	26	35	24	29	23	27	25	30	29	25	29	19	26
OPP YARDS GAINED	**5,682**	**5,883**	**5,850**	**4,698**	**4,665**	**5,915**	**5,110**	**5,724**	**4,901**	**4,964**	**5,515**	**3,814**	**5,245**
Avg per Game	355.1	367.7	365.6	293.6	291.6	369.7	319.4	357.8	306.3	310.3	344.7	238.4	327.8
OPP RUSHING(net)	**2,053**	**1,851**	**1,711**	**1,502**	**1,478**	**2,313**	**1,894**	**1,917**	**1,295**	**1,424**	**1,431**	**1,390**	**1,550**
Avg per Game	128.3	115.7	106.9	93.9	92.4	144.6	118.4	119.8	80.9	89.0	89.4	86.9	96.9
Rushes	461	474	402	403	369	506	449	421	342	372	405	387	383
Yards per Rush	4.5	3.9	4.3	3.7	4.0	4.6	4.2	4.6	3.8	3.8	3.5	3.6	4.0
OPP PASSING(net)	**3,629**	**4,032**	**4,139**	**3,196**	**3,187**	**3,602**	**3,216**	**3,807**	**3,606**	**3,540**	**4,084**	**2,424**	**3,695**
Avg per Game	226.8	252.0	258.7	199.8	199.2	225.1	201.0	237.9	225.4	221.3	255.3	151.5	230.9
Passes Att.	591	625	604	575	569	530	470	524	546	562	559	466	557
Completed	369	410	404	342	349	335	296	333	332	339	328	242	312
Pct Completed	62.4	65.6	66.9	59.5	61.3	63.2	63.0	63.5	60.8	60.3	58.7	51.9	56.0
Sacked	28	40	32	44	40	26	41	32	38	40	32	55	54
Yards Lost	180	272	224	262	241	148	246	220	223	213	175	337	305
INTERCEPTED BY	**11**	**17**	**20**	**20**	**22**	**17**	**9**	**18**	**21**	**18**	**13**	**17**	**16**
Yards Returned	179	198	433	351	358	282	129	285	312	198	78	285	257
Returned for TD	1	1	4	3	2	2	2	1	3	3	0	4	1
OPP PUNT RETURNS	**36**	**35**	**29**	**32**	**31**	**33**	**32**	**31**	**30**	**28**	**36**	**28**	**45**
Avg return	6.1	6.1	7.2	9.1	8.8	8.4	4.5	6.3	9.2	13.9	7.3	5.7	7.4
OPP KICKOFF RET	**30**	**56**	**71**	**61**	**58**	**58**	**57**	**69**	**81**	**74**	**57**	**76**	**76**
Avg return	22.7	24.8	24.1	25.0	24.2	21.8	22.6	20.1	18.8	20.0	24.9	20.9	21.0
OPP TOUCHDOWNS	**34**	**32**	**48**	**25**	**35**	**46**	**51**	**52**	**35**	**40**	**46**	**20**	**39**
Rushing	10	7	16	12	11	20	12	18	10	7	17	7	8
Passing	21	23	31	12	21	24	33	29	20	27	27	10	26
Returns	3	2	1	1	3	2	6	5	5	6	2	3	5

2025 TENNESSEE TITANS REGULAR SEASON STATISTICS

TENNESSEE TITANS: WON 2, LOST 12

DATE	RESULT	OPPONENT	TIME/ATTEND
W1- 9/7	L 12-20	at Denver	73,747
W2- 9/14	L 19-33	LOS ANGELES RAMS	59,069
W3- 9/21	L 20-41	INDIANAPOLIS	56,361
W4- 9/28	L 0-26	at Houston	70,398
W5- 10/5	W 22-21	at Arizona	64,280
W6- 10/12	L 10-20	at Las Vegas	61,981
W7- 10/19	L 13-31	NEW ENGLAND	67,410
W8- 10/26	L 14-38	at Indianapolis	65,816
W9- 11/2	L 20-27	LOS ANGELES CHARGERS	58,592
W11- 11/16	L 13-16	HOUSTON	55,999
W12- 11/23	L 24-30	SEATTLE	60,487
W13- 11/30	L 3-25	JACKSONVILLE	54,098
W14- 12/7	W 31-29	at Cleveland	62,982
W15- 12/14	L 24-37	at San Francisco	71,042
W16- 12/21		KANSAS CITY	1:00pm ET
W17- 12/28		NEW ORLEANS	1:00pm ET
W18- 1/4		at Jacksonville	1:00pm ET

TEAM TOTALS	TEAM	OPPONENTS
FIRST DOWNS	211	289
Rushing	66	95
Passing	128	162
Penalty	17	32
3rd Downs	56-186 (30.1%)	71-175 (40.6%)
4th Downs	13-27 (48.1%)	12-16 (75.0%)
AVG. POSSESSION PER 60 MINS	28:29	31:32
TOTAL NET YARDS	3507	4992
Avg. Per Game	250.5	356.6
Total Plays	809	856
Avg. Per Play	4.3	5.8
NET YARDS RUSHING	1240	1730
Avg. Per Game	88.6	123.6
Attempts	291	391
NET YARDS PASSING	2267	3262
Avg. Per Game	161.9	233.0
Sacked/Yards Lost	49/371	34/229
Gross Yards	2638	3491
Att-Comp	278-469 (59.3%)	294-431 (68.2%)
Had Intercepted	7	6
PUNTS/AVERAGE	67/46.5	54/44.4
PUNTS/NET AVERAGE	67/40.1	54/37.0
PENALTIES/YARDS	108/827	87/609
FUMBLES/LOST	14/10	10/7
TOUCHDOWNS	22	46
Rushing	7	19
Passing	11	25
Returns	4	2

SCORE BY PERIOD	Q1	Q2	Q3	Q4	OT	TOT
TEAM	59	45	40	81	0	225
OPPONENTS	87	112	107	88	0	394

SCORING	TOT	TOUCHDOWNS RU	PA	RT	XPK	XP2	FG	SAF	PTS
Slye	0	0	0	0	20/21	0	23/29	0	89
Dike	5	0	3	2	0/0	0	0/0	0	30
Pollard	5	5	0	0	0/0	0	0/0	0	30
Ayomanor	3	0	3	0	0/0	0	0/0	0	18
Helm	2	0	2	0	0/0	0	0/0	0	12
Barton	1	0	0	1	0/0	0	0/0	0	6
Jefferson	1	0	1	0	0/0	0	0/0	0	6
Lockett (TM)	1	0	0	1	0/0	0	0/0	0	6
Martin-Robinson	1	0	1	0	0/0	0	0/0	0	6
Simmons	1	0	1	0	0/0	0	0/0	0	6
Spears	1	1	0	0	0/0	0	0/0	0	6
C. Ward	1	1	0	0	0/0	0	0/0	0	6
Wright (TM)	0	0	0	0	1/1	0	1/1	0	4
TD On KO Rec in EZ:	TM- 0; OPP- 0								
Defensive 2-Pt Runback:	TM- 0; OPP- 0								
Safety On Try After TD:	TM- 0; OPP- 0								
TEAM	22	7	11	4	21/22	0-0	24/30	0	225
OPPONENTS	46	19	25	2	41/42	1-4	25/27	0	394

SACKS

Simmons- 9.0; D. Jones (TM)- 4.5; J. Ward- 4.5; Key- 4.0; Harrell- 2.0; Joseph-Day- 2.0; Sweat- 2.0; Barton- 1.0; Gray- 1.0; Hooker- 1.0; McCreary (TM)- 1.0; Winston- 1.0; Woods- 1.0; TM- 34.0; OPP- 49.0

FUMBLES/LOST

C. Ward- 9/6; Pollard- 3/3; Dike- 2/1; TM- 14/10; OPP- 10/7

RUSHING	ATT	YDS	AVG	LONG	TD
Pollard	189	847	4.5	65t	5
Spears	50	211	4.2	41	1
C. Ward	31	129	4.2	20	1
Chestnut	10	39	3.9	27	0
Dike	10	11	1.1	9	0
Mullings	1	3	3.0	3	0
TEAM	291	1240	4.3	65t	7
OPPONENTS	391	1730	4.4	80t	19

RECEIVING	REC	YDS	AVG	LONG	TD
Okonkwo	45	459	10.2	39	0
Ayomanor	31	370	11.9	33	3
Helm	41	347	8.5	34t	2
Ridley	17	303	17.8	47	0
Dike	38	301	7.9	38t	3
Jefferson	24	280	11.7	43	1
Spears	32	203	6.3	26	0
Pollard	28	179	6.4	29	0
Lockett (TM)	10	70	7.0	16	0
Proche	4	55	13.8	23	0
Restrepo	3	41	13.7	15	0
Kinsey	1	14	14.0	14	0
Oliver	1	8	8.0	8	0
Martin-Robinson	2	7	3.5	6	1
Simmons	1	1	1.0	1t	1
TEAM	278	2638	9.5	47	11
OPPONENTS	294	3491	11.9	63t	25

INTERCEPTIONS	INT	YDS	AVG	LONG	TD
Barton	3	25	8.3	24t	1
Woods	2	51	25.5	35	0
McCreary (TM)	1	0	0.0	0	0
TEAM	6	76	12.7	35	1
OPPONENTS	7	128	18.3	44	1

PUNTING	TOT	YDS	AVG	NET	TB	IN20	LONG	BLK
Hekker	67	3116	46.5	40.1	6	18	65	0
TEAM	67	3116	46.5	40.1	6	18	65	0
OPPONENTS	54	2398	44.4	37	2	21	64	1

PUNT RETURNS	RET	FC	YDS	AVG	LONG	TD
Dike	18	23	359	19.9	90t	2
Kinsey	1	0	1	1.0	1	0
TEAM	19	23	360	18.9	90t	2
OPPONENTS	32	18	307	9.6	25	0

KICKOFF RETURNS	RET	YDS	AVG	LONG	TD
Dike	55	1413	25.7	71	0
Chestnut	3	81	27.0	32	0
TEAM	58	1494	25.8	71	0
OPPONENTS	37	924	25.0	39	0

FIELD GOALS	<20	20-29	30-39	40-49	50+	TOT
Slye	0/0	4/4	5/5	7/9	7/11	23/29
Wright (TM)	0/0	0/0	0/0	1/1	0/0	1/1
TEAM	0/0	4/4	5/5	8/10	7/11	24/30
OPPONENTS	0/0	5/5	10/10	8/8	2/4	25/27

FIELD GOAL ATTEMPTS

Slye: W1-50G,33G,42G,35G; W2-55G,37G,57G,35G; W3-57G,42G,64N,62B; W4-41N,43N; W5-44G,51G,29G; W7-49G,50G; W8-58N; W9-49G,37G; W11-56G,47G; W12-22G; W13-28G; W14-41G; W15-25G,50N
Wright (TM): W6-46G
TEAM: W1-50G,33G,42G,35G; W2-55G,37G,57G,35G; W3-57G,42G,64N,62B; W4-41N,43N; W5-44G,51G,29G; W6-46G; W7-49G,50G; W8-58N; W9-49G,37G; W11-56G,47G; W12-22G; W13-28G; W14-41G; W15-25G,50N; W16-; W17-; W18-
OPPONENTS: W1-39G,33G; W2-21G,21G; W3-24G,51N,36G; W4-47G,43G,54N; W5-; W6-50G,29G; W7-36G; W8-43G; W9-27G,52G; W11-41G,43G,35G; W12-47G,30G,36G; W13-45G; W14-38G; W15-33G,37G,40G; W16-; W17-; W18-

PASSING	ATT	COMP	YDS	COMP%	YDS/ATT	TD	TD%	INT	INT%	LONG	SAC/LST	RATING
C. Ward	469	278	2638	59.3	5.62	11	2.3	7	1.5	47	49/371	76.5
TEAM	469	278	2638	59.3	5.62	11	2.3	7	1.5	47	49/371	76.5
OPPONENTS	431	294	3491	68.2	8.10	25	5.8	6	1.4	63t	34/229	106.2

2025 TENNESSEE TITANS REGULAR SEASON DEFENSIVE STATISTICS

	TACKLES			SACKS				INTERCEPTIONS					FUMBLES		
PLAYER	Tot	Solo	Asst	Sk	Yds	QBP	TFL	No	Yds	Lg	TD	PD	FF	FR	Yds
Gray, Cedric	140	83	57	1.0	7.0	14	6	0	0	0	0	4	0	1	19
Hooker, Amani	76	55	21	1.0	8.0	4	3	0	0	0	0	8	0	0	0
Barton, Cody	72	34	38	1.0	11.0	7	4	3	25	24t	1	10	0	0	0
Simmons, Jeffery	55	32	23	9.0	64.0	51	14	0	0	0	0	1	2	0	0
Baker Jr., Darrell	44	29	15	0.0	0.0	0	0	0	0	0	0	6	0	0	0
Joseph-Day, Sebastian	39	21	18	2.0	19.0	16	6	0	0	0	0	0	0	1	0
Woods, Xavier	39	23	16	1.0	0.0	2	0	2	51	35	0	3	0	0	0
McCreary, Roger	33	21	12	1.0	9.0	5	1	1	0	0	0	2	0	0	0
Armour-Davis, Jalyn	32	17	15	0.0	0.0	0	1	0	0	0	0	2	0	0	0
Winston Jr., Kevin	32	20	12	1.0	10.0	5	4	0	0	0	0	2	0	0	0
Diggs, Quandre	30	17	13	0.0	0.0	0	0	0	0	0	0	1	0	0	0
Jones, Dre'Mont	26	13	13	4.5	27.0	25	5	0	0	0	0	0	0	1	2
Sneed, L'Jarius	26	18	8	0.0	0.0	0	0	0	0	0	0	3	0	0	0
Sweat, T'Vondre	26	14	12	2.0	10.0	10	3	0	0	0	0	1	0	0	0
Ward, Jihad	26	13	13	4.5	29.0	34	4	0	0	0	0	3	0	0	0
Harris, Marcus	24	16	8	0.0	0.0	2	1	0	0	0	0	5	1	0	0
Lynch, James	21	13	8	0.0	0.0	8	1	0	0	0	0	1	0	0	0
Key, Arden	19	7	12	4.0	26.0	27	5	0	0	0	0	0	0	0	0
Brownlee Jr., Jarvis	17	11	6	0.0	0.0	0	2	0	0	0	0	1	0	0	0
Oladejo, Oluwafemi	13	5	8	0.0	0.0	6	2	0	0	0	0	0	0	0	0
Harrell, Jaylen	12	5	7	2.0	9.0	14	2	0	0	0	0	0	0	0	0
Tuttle, Shy	11	6	5	0.0	0.0	0	1	0	0	0	0	0	0	0	0
Brooks, Kendell	8	3	5	0.0	0.0	0	0	0	0	0	0	0	0	0	0
Ravenell, C.J.	5	1	4	0.0	0.0	1	0	0	0	0	0	0	1	0	0
Williams Sr., James	4	4	0	0.0	0.0	0	1	0	0	0	0	0	0	0	0
Womack III, Samuel	4	2	2	0.0	0.0	0	0	0	0	0	0	1	0	0	0
White, Kyzir	3	2	1	0.0	0.0	0	0	0	0	0	0	0	0	0	0
Elam, Kaiir	2	1	1	0.0	0.0	0	0	0	0	0	0	0	0	1	9
Jones, Truman	2	0	2	0.0	0.0	0	0	0	0	0	0	0	0	0	0
Gaye, Ali	1	1	0	0.0	0.0	0	0	0	0	0	0	0	0	0	0
Total	**842**	**487**	**355**	**34.0**	**229.0**	**231**	**66**	**6**	**76**	**35**	**1**	**54**	**4**	**4**	**30**

TITANS SPECIAL TEAMS STATISTICS

	TACKLES			FUMBLES		BLOCKS		
PLAYER	Tot	Solo	Asst	FF	FR	PAT	FG	PUNT
Chestnut, Julius	13	8	5	0	0	0	0	0
Martin-Robinson, David	8	4	4	0	0	0	0	0
Mausi, Dorian	8	4	4	0	1	0	0	0
Harrell, Jaylen	6	4	2	0	0	0	0	0
Williams, James	6	6	0	0	0	0	0	0
Brooks, Kendell	5	3	2	0	0	0	0	0
Robinson, Micah	5	3	2	0	0	0	0	0
Gray, Cedric	4	2	2	0	1	0	0	0
Slye, Joey	4	2	2	0	0	0	0	0
Bachie, Joe	3	1	2	0	0	0	0	0
Brown, Mike	3	3	0	0	0	0	0	0
Harris, Marcus	3	2	1	0	0	0	0	0
Hekker, Johnny	3	2	1	0	0	0	0	0
Kinsey, Mason	3	2	1	0	0	0	0	0
Baker, Darrell	2	2	0	0	0	0	0	0
Winston, Kevin	2	1	1	0	0	0	0	0
Helm, Gunnar	1	1	0	0	0	0	0	0
Mims, Jordan	1	1	0	0	0	0	0	0
Mullings, Kalel	1	0	1	0	0	0	0	0
Oliver, Bryce	1	1	0	0	0	0	0	0
Key, Arden	0	0	0	0	0	1	0	0
TEAM TOTALS:	**82**	**52**	**30**	**0**	**2**	**1**	**0**	**0**

MISCELLANEOUS STATISTICS

	TACKLES			FUMBLES	
PLAYER	Tot	Solo	Asst	FF	FR
Ayomanor, Elic	1	1	0	0	0
Moore Jr., Dan	1	1	0	0	0
Okonkwo, Chig	1	1	0	0	0
Spears, Tyjae	1	1	0	0	0
Latham, JC	0	0	0	0	1
Lockett, Tyler	0	0	0	0	1
Pollard, Tony	0	0	0	0	1
Skoronski, Peter	0	0	0	0	1
TEAM TOTALS:	**4**	**4**	**0**	**0**	**4**

Legend:
Tot . . . . . Total Tackles
Solo . . . . . Unassisted Tackles
Asst . . . . . Assisted Tackles
Sk . . . . . Quarterback Sacks
Yds . . . . . Yards Lost on Sack
QBP . . . . . Quarterback Pressure
TFL . . . . . Tackle for Loss
Int . . . . . Interceptions
Yds . . . . . Interception Return Yards
TD . . . . . Interceptions Return Touchdowns
PD . . . . . Passes Defensed
FF . . . . . Forced Fumble
FR . . . . . Fumble Recoveries
Yds . . . . . Yards on Fumble Returns

2025 KANSAS CITY CHIEFS REGULAR SEASON STATISTICS

KANSAS CITY CHIEFS: WON 6, LOST 8

DATE	RESULT	OPPONENT	TIME/ATTEND
W1- 9/5	L 21-27	at Los Angeles Chargers	47,627
W2- 9/14	L 17-20	PHILADELPHIA	73,558
W3- 9/21	W 22-9	at New York Giants	80,690
W4- 9/28	W 37-20	BALTIMORE	73,552
W5- 10/6	L 28-31	at Jacksonville	69,329
W6- 10/12	W 30-17	DETROIT	73,543
W7- 10/19	W 31-0	LAS VEGAS	73,584
W8- 10/27	W 28-7	WASHINGTON	73,569
W9- 11/2	L 21-28	at Buffalo	71,024
W11- 11/16	L 19-22	at Denver	75,911
W12- 11/23	W 23-20 (OT)	INDIANAPOLIS	73,611
W13- 11/27	L 28-31	at Dallas	93,739
W14- 12/7	L 10-20	HOUSTON	73,611
W15- 12/14	L 13-16	LOS ANGELES CHARGERS	73,073
W16- 12/21		at Tennessee	1:00pm ET
W17- 12/25		DENVER	8:15pm ET
W18- 1/4		at Las Vegas	1:00pm ET

TEAM TOTALS	TEAM	OPPONENTS
FIRST DOWNS	308	235
Rushing	110	80
Passing	174	130
Penalty	24	25
3rd Downs	74-182 (40.7%)	74-174 (42.5%)
4th Downs	22-29 (75.9%)	5-18 (27.8%)
AVG. POSSESSION PER 60 MINS	31:11	28:49
TOTAL NET YARDS	5011	4243
Avg. Per Game	357.9	303.1
Total Plays	914	790
Avg. Per Play	5.5	5.4
NET YARDS RUSHING	1595	1387
Avg. Per Game	113.9	99.1
Attempts	373	344
NET YARDS PASSING	3416	2856
Avg. Per Game	244.0	204.0
Sacked/Yards Lost	34/193	29/116
Gross Yards	3609	2972
Att-Comp	318-507 (62.7%)	282-417 (67.6%)
Had Intercepted	12	8
PUNTS/AVERAGE	42/46.8	50/46.6
PUNTS/NET AVERAGE	42/40.7	50/43.0
PENALTIES/YARDS	100/837	89/820
FUMBLES/LOST	11/1	11/3
TOUCHDOWNS	37	28
Rushing	15	12
Passing	22	15
Returns	0	1

SCORE BY PERIOD	Q1	Q2	Q3	Q4	OT	TOT
TEAM	50	105	71	99	3	328
OPPONENTS	57	84	56	71	0	268

SCORING	TOT	TOUCHDOWNS RU	PA	RT	XPK	XP2	FG	SAF	PTS
Butker	0	0	0	0	30/34	0	24/28	0	102
Hunt	9	8	1	0	0/0	0	0/0	0	54
Rice	6	1	5	0	0/0	1	0/0	0	38
Kelce	5	0	5	0	0/0	1	0/0	0	32
Brown	5	0	5	0	0/0	0	0/0	0	30
Mahomes	5	5	0	0	0/0	0	0/0	0	30
Thornton	3	0	3	0	0/0	0	0/0	0	18
Pacheco	2	1	1	0	0/0	0	0/0	0	12
Smith-Schuster	1	0	1	0	0/0	0	0/0	0	6
Worthy	1	0	1	0	0/0	0	0/0	0	6
TD On KO Rec in EZ:	TM- 0; OPP- 0								
Defensive 2-Pt Runback:	TM- 0; OPP- 0								
Safety On Try After TD:	TM- 0; OPP- 0								
TEAM	37	15	22	0	30/34	2-3	24/28	0	328
OPPONENTS	28	12	15	1	26/27	1-1	24/25	0	268

SACKS

Karlaftis- 6.0; Jones- 4.0; Omenihu- 3.5; Chenal- 2.0; Tranquill- 2.0; J. Watson- 2.0; Gillotte- 1.5; Tillery- 1.5; Conner- 1.0; Danna- 1.0; McDuffie- 1.0; Norman-Lott- 1.0; Hicks- 0.5; (Team)- 2.0; TM- 29.0; OPP- 34.0

FUMBLES/LOST

Mahomes- 3/0; Hunt- 2/1; Rice- 2/0; Brown- 1/0; Humphrey- 1/0; Remigio- 1/0; B. Smith- 1/0; TM- 11/1; OPP- 11/3

RUSHING	ATT	YDS	AVG	LONG	TD
Hunt	148	557	3.8	33	8
Mahomes	64	422	6.6	22	5
Pacheco	101	396	3.9	16	1
B. Smith	32	95	3.0	8	0
Worthy	9	86	9.6	35	0
Pierce (LG)	10	26	2.6	10	0
Rice	5	20	4.0	7	1
Edwards-Helaire	7	13	1.9	7	0
Remigio	1	11	11.0	11	0
Kelce	1	1	1.0	1	0
Minshew	5	-6	-1.2	-1	0
TEAM	373	1595	4.3	35	15
OPPONENTS	344	1387	4.0	71t	12

RECEIVING	REC	YDS	AVG	LONG	TD
Kelce	67	797	11.9	44	5
Rice	53	571	10.8	47	5
Brown	42	494	11.8	49	5
Worthy	40	491	12.3	42	1
Thornton	19	438	23.1	61	3
Smith-Schuster	27	304	11.3	30	1
B. Smith	19	161	8.5	17	0
Gray	17	146	8.6	28	0
Hunt	15	122	8.1	22	1
Pacheco	13	60	4.6	11	1
Remigio	1	21	21.0	21	0
Edwards-Helaire	2	9	4.5	7	0
Wiley	1	4	4.0	4	0
Tonyan	1	1	1.0	1	0
Mahomes	1	-10	-10.0	-10	0
TEAM	318	3609	11.3	61	22
OPPONENTS	282	2972	10.5	53	15

INTERCEPTIONS	INT	YDS	AVG	LONG	TD
J. Watson	2	14	7.0	14	0
Roland-Wallace	1	23	23.0	23	0
Gillotte	1	14	14.0	14	0
Danna	1	10	10.0	10	0
McDuffie	1	2	2.0	2	0
Chenal	1	0	0.0	0	0
Cochrane	1	0	0.0	0	0
TEAM	8	63	7.9	23	0
OPPONENTS	12	158	13.2	99t	1

PUNTING	TOT	YDS	AVG	NET	TB	IN20	LONG	BLK
Araiza	42	1966	46.8	40.7	1	20	69	0
TEAM	42	1966	46.8	40.7	1	20	69	0
OPPONENTS	50	2331	46.6	43	1	26	70	0

PUNT RETURNS	RET	FC	YDS	AVG	LONG	TD
Remigio	23	10	160	7.0	25	0
Worthy	1	4	0	0.0	0	0
TEAM	24	14	160	6.7	25	0
OPPONENTS	15	13	235	15.7	70	0

KICKOFF RETURNS	RET	YDS	AVG	LONG	TD
Remigio	25	646	25.8	47	0
Thornton	18	475	26.4	34	0
B. Smith	15	405	27.0	37	0
Pierce (LG)	4	92	23.0	26	0
Royals	1	30	30.0	30	0
TEAM	59	1556	26.4	47	0
OPPONENTS	58	1466	25.3	40	0

FIELD GOALS	<20	20-29	30-39	40-49	50+	TOT
Butker	1/1	8/8	8/8	4/6	3/5	24/28
TEAM	1/1	8/8	8/8	4/6	3/5	24/28
OPPONENTS	0/0	8/8	8/8	4/4	4/5	24/25

FIELD GOAL ATTEMPTS

Butker: W1-35G,59G,27G; W2-58N,56G; W3-54G,48G,40N,28G; W4-38G,23G,56N,31G; W6-33G; W7-38G; W9-46G,19G; W11-31G,31G; W12-28G,48G,22G,25G,27G; W14-43N,36G; W15-27G,47G

TEAM: W1-35G,59G,27G; W2-58N,56G; W3-54G,48G,40N,28G; W4-38G,23G,56N,31G; W5-; W6-33G; W7-38G; W8-; W9-46G,19G; W11-31G,31G; W12-28G,48G,22G,25G,27G; W13-; W14-43N,36G; W15-27G,47G; W16-; W17-; W18-

OPPONENTS: W1-39G,36G; W2-58G,51G; W3-25G; W4-43G,32G; W5-52G; W6-28G; W7-; W8-; W9-52N; W11-29G,24G,38G,54G,35G; W12-32G,23G; W13-49G,36G,26G; W14-35G,28G; W15-49G,23G,49G; W16-; W17-; W18-

PASSING	ATT	COMP	YDS	COMP%	YDS/ATT	TD	TD%	INT	INT%	LONG	SAC/LST	RATING
Mahomes	502	315	3587	62.7	7.15	22	4.4	11	2.2	61	34/193	89.6
Minshew	5	3	22	60.0	4.40	0	0.0	1	20.0	11	0/0	30.8
TEAM	507	318	3609	62.7	7.12	22	4.3	12	2.4	61	34/193	88.6
OPPONENTS	417	282	2972	67.6	7.13	15	3.6	8	1.9	53	29/116	92.1

GAMES WON

WON BY SCORING IN THE LAST TWO MINUTES OF REGULATION

By Titans—Joey Slye 29-yard field goal (0:00 remaining) at Arizona, 10/5/25 (W)

By Opponents—Matthew Wright 35-yard field goal (0:00 remaining), vs. Houston, 11/16/25 (L)

WON OVERTIME GAME

By Titans—at Tennessee 20, New England 17, 11/3/24 (W)

By Opponents—Houston 19, at Tennessee 16, 12/17/23 (L)

WON BY 20 OR MORE POINTS

By Titans—at Tennessee 27, Cincinnati 3, 10/1/23 (W)

By Opponents—at Tennessee 3, Jacksonville 25, 11/30/25 (L)

WON BY SHUTOUT

By Titans—at Tennessee 20, Jacksonville 0, 12/12/21 (W)

By Opponents—Tennessee 0, at Houston 26, 9/28/25 (L)

TEAM SCORING

SCORED 50 POINTS

***By Titans**—Never in Titans era (since 1999)*

By Oilers—Houston 58, vs. Cleveland 14, 12/9/90 (W)

By Opponents—Tennessee 14, at Detroit 52, 10/27/24 (L)

SCORED 40 POINTS

By Titans—at Houston 38, Tennessee 41, 1/3/21 (W)

By Opponents—at Tennessee 20, Indianapolis 41, 9/21/25 (L)

SCORED 20 POINTS IN A QUARTER

By Titans—21 points in second quarter, vs. Cincinnati, 10/1/23 (W)

By Opponents—20 points in fourth quarter, at Houston, 9/28/25 (L)

SCORED 30 POINTS IN A HALF

By Titans—35 points in first half, at Indianapolis, 11/29/20 (W)

By Opponents—35 points in first half, at Detroit, 10/27/24 (L)

SCORED TOUCHDOWNS ON OFFENSE, DEFENSE AND SPECIAL TEAMS

By Titans—One rushing, two interception returns, two punt returns, vs. Jacksonville, 12/30/12 (W)

By Opponents—Four passing, one interception return, two punt returns, at Oakland, 9/29/02 (L)

SCORED A TOUCHDOWN ON FIRST OFFENSIVE POSSESSION

By Titans—Elic Ayomanor 14-yard reception (Cam Ward) at Cleveland, 12/7/25 (W)

By Opponents—Jauan Jennings 4-yard reception (Brock Purdy), at San Francisco, 12/14/25 (L)

TEAM YARDAGE TOTALS

500 TOTAL NET YARDS

By Titans—at Seattle (532 yards), 9/19/21 (W)

By Opponents—vs. Kansas City (530 yards), 11/10/19 (W)

400 TOTAL NET YARDS

By Titans—vs. New England (400 yards), 11/3/24 (W)

By Opponents—at San Francisco (430 yards), 12/14/25 (L)

TEAM DEFENSE

HELD OPPONENT WITHOUT A TOUCHDOWN

By Titans—at Tennessee 27, Cincinnati 3, 10/1/23 (W)

By Opponents—at Tennessee 3, Jacksonville 25, 11/30/25 (L)

HELD OPPONENT TO 200 OR FEWER NET YARDS OF OFFENSE

By Titans—at Miami (184 yards), 9/30/24 (W)

By Opponents—vs. Jacksonville (188 net yards), 11/30/25 (L)

HELD OPPONENT TO 50 OR FEWER YARDS RUSHING

By Titans—at Houston (40 yards), 11/24/24 (W)

By Opponents—vs. New England (39 yards), 10/19/25 (L)

HELD OPPONENT TO 100 OR FEWER NET YARDS PASSING

By Titans—at Detroit (61 net yards), 10/27/24 (L)

By Opponents—at Houston (93 net yards), 9/28/25 (L)

SEVEN OR MORE SACKS BY TEAM (DEFENSE)

By Titans—at Arizona (8 sacks), 12/10/17 (L)

By Opponents—at Houston (8 sacks), 11/24/24 (W)

SIX OR MORE SACKS BY TEAM (DEFENSE)

By Titans—vs. L.A. Chargers (6 sacks), 11/2/25 (L)

By Opponents—at Las Vegas (6 sacks), 10/12/25 (L)

FIVE OR MORE SACKS BY TEAM (DEFENSE)

By Titans—vs. L.A. Chargers (6 sacks), 11/2/25 (L)

By Opponents—vs. New England (5 sacks), 10/19/25 (L)

FORCED FIVE OR MORE OPPONENT TURNOVERS

By Titans—vs. N.Y. Jets (4 interceptions, 1 fumble), 12/17/12 (W)

By Opponents—vs. Cincinnati (4 interceptions, 2 fumbles), 12/15/24 (L)

FORCED FOUR OR MORE OPPONENT TURNOVERS

By Titans—at Denver (2 interceptions, 2 fumbles), 9/7/25 (L)

By Opponents—vs. Cincinnati (4 interceptions, 2 fumbles), 12/15/24 (L)

SPECIAL TEAMS

KICKOFF RETURNED FOR TOUCHDOWN

By Titans—A.J. Brown (42 yards) at Indianapolis, 11/29/20 (W)

By Opponents—Jakeem Grant (102 yards) at Miami, 9/9/18 (L)

OPENING KICKOFF RETURNED FOR TOUCHDOWN

By Titans—Derrick Mason (101 yards) at Cincinnati, 11/18/01 (W)

By Opponents—Josh Huff (107 yards) at Philadelphia, 11/23/14 (L)

PUNT RETURNED FOR TOUCHDOWN

By Titans—Chimere Dike (90 yards) vs. Seattle, 11/23/25 (L)

By Opponents—Kalif Raymond (90 yards) at Detroit, 10/27/24 (L)

FIELD GOAL BLOCKED

By Titans—Denico Autry at Miami (Jason Sanders), 12/11/23 (W)

By Opponents—Grover Stewart, vs. Indianapolis (Joey Slye), 9/21/25 (L)

FIELD GOAL BLOCKED, RETURNED FOR TD

By Titans—Tye Smith (63 yards) at Indianapolis (Adam Vinatieri's FG blocked by Dane Cruikshank), 12/1/19 (W)

By Opponents—Rob Morris (68 yards) at Indianapolis (Gary Anderson's FG blocked by Montae Reagor), 12/5/04 (L)

PUNT BLOCKED

By Titans—James Williams Sr. at Cleveland (Corey Bojorquez), 12/7/25 (W)

By Opponents—Irvin Charles, vs. N.Y. Jets (Ryan Stonehouse), 9/15/24 (L)

PUNT BLOCKED AND RETURNED FOR TD

By Titans—Jason McCourty vs. Indianapolis (Pat McAfee's punt blocked by Patrick Bailey and recovered in end zone by McCourty), 10/30/11 (W)

By Opponents—Jonathan Owens (21 yards), at Chicago (Ryan Stonehouse's punt blocked by Daniel Hardy), 9/8/24 (L)

FIVE FIELD GOALS

By Titans—Nick Folk (5) at Miami, 9/30/24 (W)

By Opponents—Justin Tucker (6), vs. Baltimore, 10/15/23 (L)

FOUR FIELD GOALS

By Titans—Joey Slye (4) vs. L.A. Rams, 9/14/25 (L)

By Opponents—Ka'imi Fairbairn (4), at Houston, 12/31/23 (L)

REGULAR SEASON: THE LAST TIME THE TENNESSEE TITANS ...

THREE FIELD GOALS

By Titans—Joey Slye (3) at Arizona, 10/5/25 (W)

By Opponents—Eddy Pineiro (3), at San Francisco, 12/14/25 (L)

SUCCESSFUL ONSIDE KICK

By Titans—Rob Bironas kicks and Daimion Stafford recovers, vs. Arizona, 12/15/13 (L)

By Opponents—Connar Barth kicks and Adrian Amos recovers, at Chicago, 11/27/16 (W)

MISSED PAT

By Titans—Joey Slye at Arizona, 10/5/25 (W)

By Opponents—Joshua Karty (blocked by Arden Key), vs. L.A. Rams, 9/14/25 (L)

TWO-POINT CONVERSIONS

TWO-POINT CONVERSION MADE

By Titans—Josh Whyle (pass from Will Levis) vs. Houston, 1/5/25 (L)

By Opponents—Trevor Lawrence (run), vs. Jacksonville, 11/30/25 (L)

TWO-POINT CONVERSION FAILED

By Titans—at Washington (pass failed), 12/1/24 (L)

By Opponents—at Cleveland (twice—run failed, run failed), 12/7/25 (W)

DEFENSIVE TWO-POINT CONVERSION

By Titans—Amani Hooker vs. Indianapolis, 12/3/23 (L)

INDIVIDUAL OFFENSIVE PERFORMANCES

INDIVIDUAL WITH 200 SCRIMMAGE YARDS

By Titans—Derrick Henry (228 yards) at Houston, 10/30/22 (W)

By Opponents—Jonathan Taylor (218 yards), at Indianapolis, 12/22/24 (L)

RUSHING TOUCHDOWN AND RECEIVING TOUCHDOWN

By Titans—Tyjae Spears (1 rushing, 1 receiving) vs. Cincinnati, 12/15/24 (L)

By Opponents—Jonathan Taylor (2 rushing, 1 receiving), at Indianapolis, 10/26/25 (L)

RUSHING TOUCHDOWN AND PASSING TOUCHDOWN

By Titans—Cam Ward (1 passing, 1 rushing) vs. Seattle, 11/23/25 (L)

By Opponents—Shedeur Sanders (3 passing, 1 rushing), at Cleveland, 12/7/25 (W)

INDIVIDUAL RUSHING

200 YARDS RUSHING

By Titans—Derrick Henry (219 yards) at Houston, 10/30/22 (W)

By Opponents—Jonathan Taylor (218 yards), at Indianapolis, 12/22/24 (L)

150 YARDS RUSHING

By Titans—Tony Pollard (161 yards) at Cleveland, 12/7/25 (W)

By Opponents—Jonathan Taylor (153 yards), at Indianapolis, 10/26/25 (L)

100 YARDS RUSHING

By Titans—Tony Pollard (104 yards) at San Francisco, 12/14/25 (L)

By Opponents—Jonathan Taylor (153 yards), at Indianapolis, 10/26/25 (L)

CONSECUTIVE 100-YARD RUSHING GAMES

By Titans—Tony Pollard at Cleveland, 12/7/25 (L); at San Francisco, 12/14/25 (L)

30 OR MORE CARRIES

By Titans—Derrick Henry (30 carries) at Jacksonville, 1/7/23 (L)

By Opponents—Melvin Gordon (32 carries) at San Diego, 11/6/16 (L)

RUSHING PLAY OF 80 OR MORE YARDS

By Titans—Derrick Henry (94 yards) vs. Houston, 10/18/20 (W)

By Opponents—Jonathan Taylor (80 yards), at Indianapolis, 10/26/25 (L)

RUSHING PLAY OF 50 OR MORE YARDS

By Titans—Tony Pollard (65 yards) at Cleveland, 12/7/25 (W)

By Opponents—Jonathan Taylor (80 yards), at Indianapolis, 10/26/25 (L)

THREE TOUCHDOWNS RUSHING

By Titans—Derrick Henry (3) vs. Buffalo, 10/18/21 (W)

By Opponents—Jonathan Taylor (3), vs. Indianapolis, 9/21/25 (L)

TWO TOUCHDOWNS RUSHING

By Titans—Tony Pollard (2) at Cleveland, 12/7/25 (W)

By Opponents—Jonathan Taylor (2), at Indianapolis, 10/26/25 (L)

INDIVIDUAL PASSING

400 YARDS PASSING

By Titans—Ryan Fitzpatrick (402 yards) vs. Arizona, 12/15/13 (L)

By Opponents—Patrick Mahomes (446 yards), at Kansas City, 11/6/22 (L)

300 YARDS PASSING

By Titans—Will Levis (327 yards) at Miami, 12/11/23 (W)

By Opponents—Shedeur Sanders (364 yards), at Cleveland, 12/7/25 (W)

CONSECUTIVE 300-YARD PASSING GAMES

By Titans—Matt Hasselbeck vs. Baltimore (358 yards), 9/18/11 (W), vs. Denver (311 yards), 9/25/11 (W)

FIVE TOUCHDOWN PASSES

By Titans—Steve McNair vs. Jacksonville, 12/26/99 (W)

By Opponents—Blake Bortles vs. Jacksonville, 12/6/15 (W)

FOUR TOUCHDOWN PASSES

By Titans—Will Levis vs. Atlanta, 10/29/23 (W)

By Opponents—Josh Allen, at Buffalo, 9/19/22 (L)

50 OR MORE PASS ATTEMPTS

By Titans—Ryan Tannehill (52 att) vs. Houston, 11/21/21 (L)

By Opponents—Patrick Mahomes (68), at Kansas City, 11/6/22 (L)

40 OR MORE PASS ATTEMPTS

By Titans—Cam Ward (42 att) vs. Seattle, 11/23/25 (L)

By Opponents—Shedeur Sanders (42), at Cleveland, 12/7/25 (W)

30 OR MORE COMPLETIONS

By Titans—Ryan Tannehill (35 comp) vs. Houston, 11/21/21 (L)

By Opponents—Trevor Lawrence (30 comp), vs. Jacksonville, 12/11/22 (L)

NO SACKS ALLOWED

By Titans—at San Francisco, 12/14/25 (L)

By Opponents—vs. Indianapolis, 9/21/25 (L)

COMPLETION OF 80 OR MORE YARDS

By Titans—Will Levis (98 yards) vs. Minnesota, 11/17/24 (L)

By Opponents—Jared Goff (80 yards), vs. Los Angeles Rams, 12/24/17 (L)

COMPLETION OF 50 OR MORE YARDS

By Titans—Will Levis (70 and 63 yards) at Houston, 11/24/24 (W)

By Opponents—Shedeur Sanders (60 and 58 yards), at Cleveland, 12/7/25 (W)

INDIVIDUAL RECEIVING

200 YARDS RECEIVING

By Titans—Kenny Britt (225 yards) vs. Philadelphia, 10/24/10 (W)

By Opponents—DeAndre Hopkins (238 yards) at Houston, 11/30/14 (L)

150 YARDS RECEIVING

By Titans—A.J. Brown (155 yards) at Indianapolis, 10/31/21 (W)

By Opponents—Jaxon Smith-Njigba (167 yards), vs. Seattle, 11/23/25 (L)

100 YARDS RECEIVING

By Titans—Calvin Ridley (131 yards) at Arizona, 10/5/25 (W)

By Opponents—Harold Fannin Jr. (114 yards), at Cleveland, 12/7/25 (W)

CONSECUTIVE 100-YARD RECEIVING GAMES

By Titans—A.J. Brown vs. Kansas City (133 yards), 10/24/21 (W), at Indianapolis (155 yards), 10/31/21 (W)

REGULAR SEASON: THE LAST TIME THE TENNESSEE TITANS ...

10 OR MORE RECEPTIONS

By Titans—Calvin Ridley (10 rec.) at Detroit, 10/27/24 (L)

By Opponents—Evan Engram (10 rec.), vs. Jacksonville, 1/7/24 (W)

RECEPTION OF 80 OR MORE YARDS

By Titans—Nick Westbrook-Ikhine (98 yards) vs. Minnesota, 11/17/24 (L)

By Opponents—Todd Gurley (80 yards), vs. Los Angeles Rams, 12/24/17 (L)

RECEPTION OF 50 OR MORE YARDS

By Titans—Calvin Ridley (63 yards) and Chig Okonkwo (70 yards) at Houston, 11/24/24 (W)

By Opponents—Jerry Jeudy (60 yards) and Quinshon Judkins (58 yards), at Cleveland, 12/7/25 (W)

THREE TOUCHDOWN RECEPTIONS

By Titans—DeAndre Hopkins vs. Atlanta, 10/29/23 (W)

By Opponents—Stefon Diggs, at Buffalo, 9/19/22 (L)

TWO TOUCHDOWN RECEPTIONS

By Titans—Nick Westbrook-Ikhine (2) at Washington, 12/1/24 (L)

By Opponents—Jauan Jennings (2), at San Francisco, 12/14/25 (L)

COMBINED OFFENSIVE PERFORMANCES BY TEAMMATES

100-YARD RUSHER AND 100-YARD RECEIVER IN A GAME

By Titans—Derrick Henry (101 rush.) and DeAndre Hopkins (128 rec.) vs. Atlanta, 10/29/23 (W)

By Opponents—AJ Dillon (124 rush.) and Davante Adams (142 rec.), at Green Bay, 12/27/20 (L)

By One Player (Opponent)—Todd Gurley (118 rush. and 158 receiving), vs. Los Angeles Rams, 12/24/17 (L)

100-YARD RUSHER, 100-YARD RECEIVER AND 300-YARD PASSER IN A GAME

By Titans—Derrick Henry (182 rush.), Julio Jones (128 rec.) and Ryan Tannehill (347 pass.) at Seattle, 9/19/21 (W)

By Opponents—Todd Gurley (118 rush. and 158 rec.) and Jared Goff (301 pass.), vs. Los Angeles Rams, 12/24/17 (L)

300-YARD PASSER AND 100-YARD RECEIVER IN A GAME

By Titans—Will Levis (327 pass.) and DeAndre Hopkins (124 rec.) at Miami, 12/11/23 (W)

By Opponents—Shedeur Sanders (364 pass.) and Harold Fannin Jr. (114 rec.), at Cleveland, 12/7/25 (W)

100-YARD RUSHER AND 300-YARD PASSER IN A GAME

By Titans—Derrick Henry (182 rush.) and Ryan Tannehill (347 pass.) at Seattle, 9/19/21 (W)

By Opponents— Gardner Minshew II (339 pass.) and James Robinson (102 rush.), vs. Jacksonville, 9/20/20 (W)

TWO 100-YARD RUSHERS IN A GAME

By Titans—Dontrell Hilliard (131 yards) and D'Onta Foreman (109), at New England, 11/28/21 (L)

By Opponents—Arian Foster (115 yards) and Ben Tate (104 yards) vs. Houston, 10/23/11 (L)

TWO 100-YARD RECEIVERS IN A GAME

By Titans—Justin Hunter (109 yards) and Kendall Wright (103 yards) at Oakland, 11/24/13 (W)

By Opponents—Michael Pittman Jr. (105 rec.) and Alec Pierce (100 rec.), vs. Indianapolis, 12/3/23 (L)

INDIVIDUAL DEFENSE

INTERCEPTION RETURNED FOR TOUCHDOWN

By Titans—Cody Barton (24 yards) vs. L.A. Chargers, 11/2/25 (L)

By Opponents—Kenny Moore II (32 yards), vs. Indianapolis, 9/21/25 (L)

FUMBLE RETURNED FOR TOUCHDOWN

By Titans—Kevin Byard (30 yards) at Jacksonville, 10/10/21 (W)

By Opponents—K'Lavon Chaisson (4 yards), vs. New England, 10/19/25 (L)

SAFETY SCORED

By Titans—Texans quarterback C.J. Stroud sacked in end zone by Harold Landry III, at Houston, 11/24/24 (W)

By Opponents—Ryan Tannehill sacked in end zone by Romeo Okwara vs. Detroit, 12/20/20 (W)

THREE INTERCEPTIONS

By Titans—Kevin Byard (3) at Cleveland, 10/22/17 (W)

By Opponents—Glover Quin (3) at Houston, 11/28/10 (L)

TWO INTERCEPTIONS

By Titans—Amani Hooker (2) vs. New England, 11/3/24 (W)

By Opponents—Kenny Moore II (2), at Indianapolis, 12/22/24 (L)

THREE SACKS

By Titans—Harold Landry III (3.0) at Miami, 12/11/23 (W)

By Opponents—Danielle Hunter (3.0), at Houston, 11/24/24 (W)

POSTSEASON: THE LAST TIME THE TENNESSEE TITANS ...

GAMES WON (PLAYOFFS)

WON BY SCORING IN THE LAST TWO MINUTES OF REGULATION

By Titans—Gary Anderson 46-yard field goal with 0:29 remaining, at Baltimore, 1/3/04 (W)

By Opponents—Evan McPherson 52-yard field goal with 0:00 remaining, vs. Cincinnati, 1/22/22 (L)

WON OVERTIME GAME

By Titans—Tennessee 34, vs. Pittsburgh 31, 1/11/03 (W)

By Opponents—at Buffalo 41, Houston 38, 1/3/93 (L)

WON BY 20 OR MORE POINTS

By Titans/Oilers—Never Happened

By Opponents—at New England 35, Tennessee 14, 1/13/18 (L)

WON BY SHUTOUT

By Titans/Oilers—Never Happened

By Opponents—Never Happened

TEAM SCORING (PLAYOFFS)

SCORED 50 POINTS

By Titans/Oilers—Never Happened

By Opponents—at Oakland 56, Houston 7, 12/21/69 (L)

SCORED 40 POINTS

By Titans/Oilers—Never Happened

By Opponents—at Oakland 41, Tennessee 24, 1/19/03 (L)

SCORED 20 POINTS IN A QUARTER

***By Titans**—Never in Titans era (since 1999)*

By Oilers—21 points in second quarter, at Buffalo, 1/3/93 (L)

By Opponents—21 points in second quarter, at New England, 1/13/18 (L)

SCORED 30 POINTS IN A HALF

By Titans/Oilers—Never Happened

By Opponents—35 points in second half, at Buffalo, 1/3/93 (L)

SCORED TOUCHDOWNS ON OFFENSE, DEFENSE AND SPECIAL TEAMS

By Titans/Oilers—Never Happened

By Opponents—Never Happened

SCORED A TOUCHDOWN ON FIRST OFFENSIVE POSSESSION

By Titans—Anthony Firkser 12-yard pass from Ryan Tannehill, at New England, 1/4/20 (W)

By Opponents—Bethel Johnson 41-yard pass from Tom Brady, at New England, 1/10/04 (L)

TEAM YARDAGE TOTALS (PLAYOFFS)

500 TOTAL NET YARDS

POSTSEASON: THE LAST TIME THE TENNESSEE TITANS ...

By Titans/Oilers—Never Happened

By Opponents—at Baltimore (530 yards), 1/11/20 (W)

400 TOTAL NET YARDS

By Titans—vs. Pittsburgh (430 yards), 1/11/03 (W)

By Opponents—vs Baltimore (401 yards), 1/10/21 (L)

TEAM DEFENSE (PLAYOFFS)

HELD OPPONENT WITHOUT A TOUCHDOWN

By Titans—Never in Titans era (since 1999)

By Oilers—Houston 10, at San Diego 3, 12/24/61 (W)

By Opponents—at San Diego 17, Tennessee 6, 1/6/08 (L)

HELD OPPONENT TO 200 OR FEWER NET YARDS OF OFFENSE

By Titans—vs. Baltimore (134 net yards), 1/7/01 (L)

By Opponents—vs. Buffalo (194 net yards), 1/8/00 (W)

HELD OPPONENT TO 50 OR FEWER YARDS RUSHING

By Titans—vs. Baltimore (50 yards), 1/10/09 (L)

By Opponents—vs. Kansas City (39 yards), 1/16/94 (L)

HELD OPPONENT TO 100 OR FEWER NET YARDS PASSING

By Titans—vs. Buffalo (97 net yards), 1/8/00 (W)

By Opponents—at Baltimore (83 net yards), 1/11/20 (W)

SEVEN OR MORE SACKS BY TEAM

By Titans/Oilers—vs. Cincinnati (9 sacks), 1/22/22 (L)

By Opponents—at New England (8 sacks), 1/13/18 (L)

SPECIAL TEAMS (PLAYOFFS)

KICKOFF RETURNED FOR TOUCHDOWN

By Titans—Derrick Mason (80 yards) at Jacksonville, 1/23/00 (W)

By Opponents—Never Happened

RETURNED OPENING KICKOFF FOR TOUCHDOWN

By Titans/Oilers—Never Happened

By Opponents—Never Happened

PUNT RETURNED FOR TOUCHDOWN

By Titans/Oilers—Never Happened

By Opponents—Never Happened

FIELD GOAL BLOCKED

By Titans/Oilers—Never Happened

By Opponents—Richard Seymour at New England (Gary Anderson), 1/10/04 (L)

FIELD GOAL BLOCKED, RETURNED FOR TD

By Titans/Oilers—Never Happened

By Opponents—Anthony Mitchell (90 yards) vs. Baltimore (Al Del Greco's FG blocked by Keith Washington), 1/7/01 (L)

PUNT BLOCKED

By Titans—Chris Coleman vs. Baltimore (Kyle Richardson, twice), 1/7/01 (L)

By Opponents—Jerry Olsavsky vs. Pittsburgh (Greg Montgomery), 12/31/89 (L)

PUNT BLOCKED AND RETURNED FOR TD

By Titans/Oilers—Never Happened

By Opponents—Never Happened

FIVE FIELD GOALS

By Titans/Oilers—Never Happened

By Opponents—Never Happened

FOUR FIELD GOALS

By Titans—Al Del Greco at Indianapolis, 1/16/00 (W)

By Opponents—Evan McPherson, vs. Cincinnati, 1/22/22 (L)

THREE FIELD GOALS

By Titans—Al Del Greco (4) at Indianapolis, 1/16/00 (W)

By Opponents—Evan McPherson (4), vs. Cincinnati, 1/22/22 (L)

MISSED PAT (KICK)

By Titans/Oilers—Never Happened

By Opponents—David Treadwell (Wide Left) at Denver, 1/4/92 (L)

TWO-POINT CONVERSIONS (PLAYOFFS)

TWO-POINT CONVERSION MADE

By Titans/Oilers—Never Happened

By Opponents—Plaxico Burress (pass from Hines Ward) vs. Pittsburgh, 1/11/03 (W)

TWO-POINT CONVERSION FAILED

By Titans—vs. Cincinnati (run failed), 1/22/22 (L)

By Opponents—at Baltimore (pass failed), 1/11/20 (W)

INDIVIDUAL OFFENSIVE PERFORMANCES (PLAYOFFS)

INDIVIDUAL WITH 200 SCRIMMAGE YARDS

By Titans—Derrick Henry (202 yards) at Baltimore, 1/11/20 (W)

By Opponents—Never Happened

RUSHING TOUCHDOWN AND RECEIVING TOUCHDOWN

***By Titans**—Never in Titans era (since 1999)*

By Oilers—Allen Pinkett at Cleveland, 12/24/88 (W)

By Opponents—James White at New England, 1/13/18 (L)

RUSHING TOUCHDOWN AND PASSING TOUCHDOWN

By Titans—Ryan Tannehill at Baltimore, 1/11/20 (W)

By Opponents—Patrick Mahomes at Kansas City, 1/19/20 (L)

INDIVIDUAL RUSHING (PLAYOFFS)

200 YARDS RUSHING

By Titans/Oilers—Never Happened

By Opponents—Never Happened

150 YARDS RUSHING

By Titans—Derrick Henry (195 yards) at Baltimore, 1/11/20 (W)

By Opponents—Paul Lowe (165 yards) vs. Los Angeles Chargers, 1/1/61 (W)

100 YARDS RUSHING

By Titans—Derrick Henry (195 yards) at Baltimore, 1/11/20 (W)

By Opponents—Lamar Jackson (136 yards), vs. Baltimore, 1/10/21 (L)

CONSECUTIVE 100-YARD RUSHING GAMES

By Titans—Derrick Henry at New England (182 yards), 1/4/20 (W), at Baltimore (195 yards), 1/11/20 (W)

30 OR MORE CARRIES

By Titans—Derrick Henry (30) at Baltimore, 1/11/20 (W)

By Opponents—Never Happened

RUSHING PLAY OF 80 OR MORE YARDS

By Titans/Oilers—Never Happened

By Opponents—Never Happened

RUSHING PLAY OF 50 OR MORE YARDS

By Titans—Derrick Henry (66 yards) at Baltimore, 1/11/20 (W)

By Opponents—Never Happened

THREE TOUCHDOWNS RUSHING

By Titans/Oilers—Never Happened

By Opponents—Never Happened

TWO TOUCHDOWNS RUSHING

By Titans—Steve McNair at Oakland, 1/19/03 (L)

By Opponents—Antowain Smith vs. Buffalo, 1/8/00 (W)

INDIVIDUAL PASSING (PLAYOFFS)

400 YARDS PASSING

By Titans/Oilers—Never Happened

By Opponents—Kurt Warner (414 yards) vs. St. Louis, 1/30/00 (L)

POSTSEASON: THE LAST TIME THE TENNESSEE TITANS ...

300 YARDS PASSING

By Titans—Steve McNair (338 yards) vs. Pittsburgh, 1/11/03 (W)

By Opponents—Joe Burrow (348 yards), vs. Cincinnati, 1/22/22 (L)

CONSECUTIVE 300-YARD PASSING GAMES

Playoffs:

By Titans/Oilers—Never Happened

FIVE TOUCHDOWN PASSES

By Titans/Oilers—Never Happened

By Opponents—Daryle Lamonica (6) at Oakland, 12/21/69 (L)

FOUR TOUCHDOWN PASSES

By Titans—*Never in Titans era (since 1999)*

By Oilers—Warren Moon at Buffalo, 1/3/93 (L)

By Opponents—Frank Reich at Buffalo, 1/3/93 (L)

50 OR MORE PASS ATTEMPTS

By Titans—*Never in Titans era (since 1999)*

By Oilers—Warren Moon (50 att) at Buffalo, 1/3/93 (L)

By Opponents—Lamar Jackson (59 att), at Baltimore, 1/11/20 (W)

40 OR MORE PASS ATTEMPTS

By Titans—Kerry Collins (42 att) vs. Baltimore, 1/10/09 (L)

By Opponents—Lamar Jackson (59 att), at Baltimore, 1/11/20 (W)

30 OR MORE COMPLETIONS

By Titans—*Never in Titans era (since 1999)*

By Oilers— Warren Moon (32 comp) vs. Kansas City, 1/16/94 (L)

By Opponents—Lamar Jackson (31 comp), at Baltimore, 1/11/20 (W)

NO SACKS ALLOWED

By Titans—at Baltimore, 1/3/04 (W)

By Opponents—at New England, 1/4/20 (W)

COMPLETION OF 80 OR MORE YARDS

By Titans/Oilers—Never Happened

By Opponents—Never Happened

COMPLETION OF 50 OR MORE YARDS

By Titans—*Never in Titans era (since 1999)*

By Oilers— Dan Pastorini (71 yards) at New England, 12/31/78 (L)

By Opponents—Joe Burrow (57 yards), vs. Cincinnati, 1/22/22 (L)

INDIVIDUAL RECEIVING (PLAYOFFS)

200 YARDS RECEIVING

By Titans/Oilers—Never Happened

By Opponents—Never Happened

150 YARDS RECEIVING

By Titans/Oilers—Never Happened

By Opponents—Isaac Bruce (162 yards) vs. St. Louis, 1/30/00 (L)

100 YARDS RECEIVING

By Titans—A.J. Brown (142 yards) vs. Cincinnati, 1/22/22 (L)

By Opponents—Ja'Marr Chase (109 yards), vs. Cincinnati, 1/22/22 (L)

CONSECUTIVE 100-YARD RECEIVING GAMES

By Titans—*Never in Titans era (since 1999)*

By Oilers—Ernest Givins at Denver (111 yards), 1/4/92 (L), at Buffalo (117 yards), 1/3/93 (L)

10 OR MORE RECEPTIONS

By Titans—Justin Gage (11 rec.) vs. Baltimore, 1/10/09 (L)

By Opponents—Danny Amendola (11 rec.) at New England, 1/13/18 (L)

RECEPTION OF 80 OR MORE YARDS

By Titans/Oilers—Never Happened

By Opponents—Never Happened

RECEPTION OF 50 OR MORE YARDS

By Titans—*Never in Titans era (since 1999)*

By Oilers—Ken Burrough (71 yards) at New England, 12/31/78 (L)

By Opponents—Ja'Marr Chase (57 yards), vs. Cincinnati, 1/22/22 (L)

THREE TOUCHDOWN RECEPTIONS

By Titans/Oilers—Never Happened

By Opponents—Andre Reed at Buffalo, 1/3/93 (L)

TWO TOUCHDOWN RECEPTIONS

By Titans/Oilers—Corey Davis at New England, 1/13/18 (L)

By Opponents—Tyreek Hill, at Kansas City, 1/19/20 (L)

COMBINED OFFENSIVE PERFORMANCES BY TEAMMATES (PLAYOFFS)

100-YARD RUSHER AND 100-YARD RECEIVER IN A GAME

By Titans/Oilers—Never Happened

By Opponents—Lamar Jackson (136 rush.) and Marquise Brown (109 rec.), vs. Baltimore, 1/10/21 (L)

100-YARD RUSHER, 100-YARD RECEIVER AND 300-YARD PASSER IN A GAME

By Titans/Oilers—Never Happened

By Opponents—Lamar Jackson (143 rush.), Lamar Jackson (365 pass.) and Marquis Brown (126 rec.), at Baltimore, 1/11/20 (W)

300-YARD PASSER AND 100-YARD RECEIVER IN A GAME

By Titans—Steve McNair (338 pass.) and Frank Wycheck (123 rec.) vs. Pittsburgh, 1/11/03 (W)

By Opponents—Joe Burrow (348 pass.) and Ja'Marr Chase (109 rec.), vs. Cincinnati, 1/22/22 (L)

100-YARD RUSHER AND 300-YARD PASSER IN A GAME

By Titans/Oilers—Never Happened

By Opponents—Lamar Jackson (143 rush. and 365 pass.), at Baltimore, 1/11/20 (W)

TWO 100-YARD RUSHERS IN A GAME

By Titans/Oilers—Never Happened

By Opponents—Hewritt Dixon (144 yards) and Pete Banaszak (116 yards) at Oakland, 12/31/67 (L)

TWO 100-YARD RECEIVERS IN A GAME

By Titans—*Never in Titans era (since 1999)*

By Oilers—Mike Barber (112 yards) and Ken Burrough (103 yards) at Miami, 12/24/78 (W)

By Opponents—Chris Chambers (121 yards) and Vincent Jackson (114 yards) at San Diego, 1/6/08 (L)

INDIVIDUAL DEFENSE (PLAYOFFS)

INTERCEPTION RETURNED FOR TOUCHDOWN

By Titans—Logan Ryan (9 yards) at New England, 1/4/20 (W)

By Opponents—Will Demps (56 yards), at Baltimore, 1/3/04 (W)

FUMBLE RETURNED FOR TOUCHDOWN

By Titans/Oilers—Never Happened

By Opponents—Never Happened

SAFETY SCORED

By Titans—Josh Evans and Jason Fisk (sacked Mark Brunell), at Jacksonville, 1/23/00 (W)

By Opponents—Dan Pastorini ran out of the End Zone, at Miami, 12/24/78 (W)

THREE INTERCEPTIONS

By Titans—*Never in Titans era (since 1999)*

By Oilers—Vernon Perry (4*) at San Diego, 12/29/79 (W)

By Opponents—Never Happened

TWO INTERCEPTIONS

By Titans—*Never in Titans era (since 1999)*

By Oilers—Bubba McDowell vs. N.Y. Jets, 12/29/91 (W)

By Opponents—Johnny Robinson vs. Dallas Texans, 12/23/62 (L)

THREE SACKS

By Titans—Jeffery Simmons vs. Cincinnati, 1/22/22 (L)

By Opponents—Willie McGinest at New England, 1/10/04 (L)

LAST TIME IN A SEASON THE TITANS ...

TEAM OFFENSE
Ranked 1st in Overall Offense — 1990
Ranked 1st in Rushing Offense — 1967 (AFL)
Ranked 1st in Passing Offense — 1992

TEAM DEFENSE
Ranked 1st in Overall Defense — 2000
Ranked 1st in Rushing Defense — 2022
Ranked 1st in Passing Defense — 2000

GAMES WON (REGULAR SEASON)
10 Wins — 2021 (12-5)
11 Wins — 2021 (12-5)
12 Wins — 2021 (12-5)
13 Wins — 2008 (13-3)

ADVANCED IN PLAYOFFS
Wild Card Round — 2021
Divisional Round — 2021
Conference Championship — 2019
Super Bowl — 1999

RUSHING
1,000 Yards — **Tony Pollard** (1,079), 2024
1,500 Yards — Derrick Henry (1,538), 2022
2,000 Yards — Derrick Henry (2,027), 2020
300 Attempts — Derrick Henry (349), 2022
400 Attempts — Eddie George (403), 2000
10 Touchdowns — Derrick Henry (12), 2023
15 Touchdowns — Derrick Henry (17), 2020

PASSING
3,000 Yards — Ryan Tannehill (3,734), 2021
3,500 Yards — Ryan Tannehill (3,734), 2021
4,000 Yards — Warren Moon (4,690), 1991
400 Attempts — Ryan Tannehill (531), 2021
500 Attempts — Ryan Tannehill (531), 2021
600 Attempts — Warren Moon (655), 1991
20 Touchdowns — Ryan Tannehill (21), 2021
30 Touchdowns — Ryan Tannehill (33), 2020
90.0 Passer Rating — Ryan Tannehill (94.6), 2022
100.0 Passer Rating — Ryan Tannehill (106.5), 2020

RECEIVING
80 Receptions — Delanie Walker (94), 2015
90 Receptions — Delanie Walker (94), 2015
100 Receptions — Haywood Jeffires (100), 1991
1,000 Yards — **Calvin Ridley** (1,017), 2024
1,500 Yards — Charlie Hennigan (1,546), 1964
10 Touchdowns — A.J. Brown (11), 2020
15 Touchdowns — Bill Groman (17), 1961

SCORING
100 Points — Nick Folk (115), 2023
110 Points — Nick Folk (115), 2023
120 Points — Randy Bullock (120), 2021
130 Points — Ryan Succop (136), 2017
30 Field Goals — Ryan Succop (35), 2017
35 Field Goals — Ryan Succop (35), 2017
10 Touchdowns — Derrick Henry (12), 2023
15 Touchdowns — Derrick Henry (17), 2020

DEFENSE
7 Interceptions — Kevin Byard (8), 2017
8 Interceptions — Kevin Byard (8), 2017
9 Interceptions — Mike Reinfeldt (12), 1979
10 Interceptions — Mike Reinfeldt (12), 1979
10 Sacks — Denico Autry (11.5), Harold Landry III (10.5), 2023
12 Sacks — Harold Landry III (12), 2021
14 Sacks — Jevon Kearse (14.5), 1999
150 Tackles — Azeez Al-Shaair (163), 2023
175 Tackles — Keith Bulluck (180), 2002
200 Tackles — Gregg Bingham (212), 1980

TITANS RECORDS AT A GLANCE

Team record holders in major statistical categories

SCORING
Points (Game) — 30 by Billy Cannon (5 TDs) at N.Y. Titans, 12/10/61
Points (Season) — 136 by Al Del Greco, 1998; by Ryan Succop, 2017
Points (Career) — 1,060 by Al Del Greco, 1991-00
Touchdowns (Game) — 5 by Billy Cannon at N.Y. Titans, 12/10/61
Touchdowns (Season) — 19 by Earl Campbell, 1979
Touchdowns (Career) — 93 by Derrick Henry, 2016-23
Field Goals (Game) — 8 by Rob Bironas at Hou., 10/21/07
Field Goals (Season) — 36 by Al Del Greco, 1998
Field Goals (Career) — 246 by Al Del Greco, 1991-00

RUSHING
Rushing Yards (Game) — 250 by Derrick Henry at Hou., 1/3/21
Rushing Yards (Season) — 2,027 by Derrick Henry, 2020
Rushing Yards (Career) — 10,009 by Eddie George, 1996-03
Rushing Touchdowns (Game) — 4 by Earl Campbell vs. Mia., 11/20/78; Lorenzo White vs. Cle., 12/9/90; Derrick Henry vs. Jax, 12/6/18
Rushing Touchdowns (Season) — 19 by Earl Campbell, 1979
Rushing Touchdowns (Career) — 90 by Derrick Henry, 2016-23

PASSING
Passing Yards (Game) — 527 by Warren Moon at K.C., 12/16/90
Passing Yards (Season) — 4,690 by Warren Moon, 1991
Passing Yards (Career) — 33,685 by Warren Moon, 1984-93
Passing Touchdowns (Game) — 7 by George Blanda vs. N.Y. Titans, 11/19/61
Passing Touchdowns (Season) — 36 by George Blanda, 1961
Passing Touchdowns (Career) — 196 by Warren Moon, 1984-93
Passer Rating (Game) — 158.3 by Chris Chandler at Cin., 9/24/95
Passer Rating (Season) — 117.5 by Ryan Tannehill, 2019
Passer Rating (Career) — 97.8 by Ryan Tannehill, 2019-23

RECEIVING
Receptions (Game) — 13 (three times, last by Drew Bennett at Oak., (12/19/04)
Receptions (Season) — 101 by Charlie Hennigan, 1964
Receptions (Career) — 542 by Ernest Givins, 1986-94
Receiving Yards (Game) — 272 by Charlie Hennigan at Bos., 10/13/61
Receiving Yards (Season) — 1,746 by Charlie Hennigan, 1961
Receiving Yards (Career) — 7,935 by Ernest Givins, 1986-94
Receiving Touchdowns (Game) — 3 (18 times, last by DeAndre Hopkins vs. Atl., 10/29/23)
Receiving Touchdowns (Season) — 17 by Bill Groman, 1961
Receiving Touchdowns (Career) — 51 by Charlie Hennigan, 1960-66

PUNTING
Punts (Game) — 11 (twice by Rich Camarillo, last at Pit., 12/3/95)
Punts (Season) — 96 by Rich Camarillo, 1994
Punts (Career) — 923 by Brett Kern, 2009-21

PUNT RETURNS
Punt Return Yards (Game) — 160 by Darius Reynaud vs. Jax., 12/30/12
Punt Return Average (Season) — 15.4 by Billy Johnson, 1977
Punt Return Average (Career) — 13.2 by Billy Johnson, 1974-80

KICKOFF RETURNS
Kickoff Return Yards (Game) — 240 by Bobby Jancik at Oak., 12/22/63
Kickoff Return Average (Season) — 31.7 by Darius Jennings, 2018
Kickoff Return Average (Career) — 26.5 by Bobby Jancik, 1962-67

INTERCEPTIONS
Interceptions (Game) — 3 (nine times, last by Kevin Byard at Cle., 10/22/17)
Interceptions (Season) — 12 by Freddy Glick, 1963; by Mike Reinfeldt, 1979
Interceptions (Career) — 45 by Jim Norton, 1960-68

SACKS
Sacks (Game) — 4 (five times, last by William Fuller vs. Pit., 11/28/93)
Sacks (Season) — 17 by Elvin Bethea, 1973
Sacks (Career) — 105 by Elvin Bethea, 1968-83

TENNESSEE TITANS 2025 PARTICIPATION CHART

Player	9/7 @Den	9/14 LAR	9/21 Ind	9/28 @Hou	10/5 @Ari	10/12 @LV	10/19 NE	10/26 @Ind	11/2 LAC	11/16 Hou	11/23 Sea	11/30 Jax	12/7 @Cle	12/14 @SF	12/21 KC	12/28 NO	TBD @Jax	Season Totals GP	GS	DNP	IA
Allen, Brandon	DNP	DNP	DNP	DNP	DNP	DNP	DNP	DNP	DNP	DNP	DNP	DNP	DNP	DNP				0	0	14	0
Armour-Davis, Jalyn	IA	IA	CB	CB	CB	CB	CB	CB	CB	CB	P	IA	IA	IA				9	8	0	5
Ayomanor, Elic	WR	WR	WR	WR	P	WR	WR	WR	WR	WR	IA	WR	WR	WR				13	12	0	1
Bachie, Joe	X	X	X	X	X	PS	PS	P	P	P	P	P	P	P				7	0	0	0
Baker Jr., Darrell	P	P	P	P	P	P	P	CB	CB	CB	CB	CB	CB	CB				14	7	0	0
Banks, Brant	X	X	X	X	IA	X	X	X	X	X	X	X	X	X				0	0	0	1
Barton, Cody	LB	LB	LB	LB	LB	LB	LB	LB	LB	LB	LB	LB	LB	LB				14	14	0	0
Blackshear, Raheem	X	X	X	PS	X	X	X	X	X	X	X	X	X	X				0	0	0	0
Brewer, Chandler	X	X	X	X	X	X	X	X	X	X	X	PS	PS	PS				0	0	0	0
Brooks, Kendell	X	X	X	X	P	P	P	P	P	P	IA	IA	P	P				8	0	0	2
Brown, Mike	P	P	P	P	IR	IR	IR	IR	IR	P	P	P	P	P				9	0	0	0
Brownlee Jr., Jarvis	CB	CB	IA	X	X	X	X	X	X	X	X	X	X	X				2	2	0	1
Burks, Treylon	IR	IR	IR	IR	IR	X	X	X	X	X	X	X	X	X				0	0	0	0
Calligan, Keydrain	X	X	X	X	X	X	X	X	X	PS	PS	PS	PS	PS				0	0	0	0
Chestnut, Julius	P	P	P	P	P	P	P	P	P	P	P	P	P	P				14	0	0	0
Cox, Morgan	P	P	P	P	P	P	P	P	P	P	P	P	P	P				14	0	0	0
Crenshaw-Dickson, Brandon	IA	X	PS	P	TE	IA	IA	IA	IA	IA	IA	DNP	P	P				4	1	1	7
Cushenberry III, Lloyd	C	C	C	C	C	C	C	C	C	C	C	IA	IA	C				12	12	0	2
Dabney, Drake	PS	PS	X	X	X	X	X	X	X	X	X	X	X	X				0	0	0	0
Diggs, Quandre	P	P	S	S	P	S	P	P	S	X	X	X	X	X				9	4	0	0
Dike, Chimere	P	P	WR	WR	WR	P	P	WR	WR	WR	WR	P	P	P				14	7	0	0
Ebuka Aghoa, David	X	X	X	X	X	X	X	PS	PS	PS	PS	PS	PS	PS				0	0	0	0
Elam, Kaiir	X	X	X	X	X	X	X	X	X	X	X	P	DNP	P				2	0	1	0
Gaye, Ali	PS	PS	PS	PS	PS	PS	P	P	IR	IR	IR	IR	IR	IR				2	0	0	0
Gray, Cedric	LB	LB	LB	LB	LB	LB	LB	LB	LB	LB	LB	LB	LB	LB				14	14	0	0
Hall, Kemon	X	X	X	X	X	X	X	X	PS	PS	PS	P	PS	PS				1	0	0	0
Hance, Blake	P	P	RG	P	IA	IA	IA	IA	IR	IR	IR	IR	IR	IR				4	1	0	4
Harrell, Jaylen	P	P	P	P	P	P	P	P	P	P	P	P	P	P				14	0	0	0
Harris, Marcus	P	P	P	P	P	IA	P	P	P	P	CB	CB	CB	CB				13	4	0	1
Hekker, Johnny	P	P	P	P	P	P	P	P	P	P	P	P	P	P				14	0	0	0
Helm, Gunnar	TE	P	P	P	TE	TE	TE	TE	P	P	TE	TE	TE	P				14	8	0	0
Hooker, Amani	S	S	S	S	S	S	S	S	S	S	S	S	S	S				14	14	0	0
Horne, Timmy	PS	PS	PS	PS	PS	PS	PS	PS	PS	PS	PS	PS	PS	PS				0	0	0	0
Horsley, Cam	PS	PS	PS	PS	PS	PS	PS	PS	PS	PS	PS	PS	PS	PS				0	0	0	0
Jacobs, Curtis	X	X	X	P	PS	P	P	X	X	X	X	X	X	X				3	0	0	0
Jefferson, Van	P	P	P	P	P	P	WR	P	WR	P	WR	WR	WR	WR				14	6	0	0
Johnson, Alex	X	X	X	X	PS	X	PS	PS	PS	X	X	X	X	X				0	0	0	0
Jones, Dre'Mont	OLB	OLB	OLB	OLB	OLB	OLB	OLB	OLB	OLB	X	X	X	X	X				9	9	0	0
Jones, Truman	X	X	X	X	X	X	X	X	P	P	P	P	P	P				6	0	0	0
Joseph-Day, Sebastian	DE	DE	P	DE	DE	DE	P	P	DE	DE	P	P	P	DE				14	8	0	0
Key, Arden	P	OLB	OLB	OLB	P	IA	IA	IA	IA	OLB	OLB	OLB	OLB	OLB				10	8	0	4
Kinsey, Mason	PS	PS	PS	PS	PS	PS	P	P	P	P	P	IA	P	P				7	0	0	1
Latham, JC	RT	IA	IA	IA	IA	RT	RT	RT	RT	RT	RT	RT	RT	RT				10	10	0	4
Levin, Corey	P	P	P	P	P	P	P	P	P	P	P	C	C	P				14	2	0	0
Levis, Will	IR	IR	IR	IR	IR	IR	IR	IR	IR	IR	IR	IR	IR	IR				0	0	0	0
Lockett, Tyler	P	WR	P	P	P	P	P	X	X	X	X	X	X	X				7	1	0	0
Lynch, James	P	P	DL	P	P	P	P	P	P	P	P	P	P	P				14	1	0	0
Lynn, Nate	X	X	X	X	X	X	X	X	X	PS	PS	PS	X	PS				0	0	0	0
Martin-Robinson, David	P	P	P	P	TE	TE	P	P	P	P	TE	P	TE	P				14	4	0	0
Mathis, Ochaun	X	X	X	X	X	X	X	PS	X	X	X	X	X	X				0	0	0	0
Mausi, Dorian	P	P	P	P	P	P	P	P	P	P	P	P	P	P				14	0	0	0
McCreary, Roger	P	CB	P	P	P	P	CB	CB	X	X	X	X	X	X				8	3	0	0
McCutcheon, Lance	X	X	X	X	X	X	X	PS	PS	X	PS	PS	PS	PS				0	0	0	0
Mims, Jordan	PS	P	PS	DNP	PS	PS	PS	PS	PS	PS	PS	PS	PS	PS				1	0	1	0
Moore Jr., Dan	LT	LT	LT	LT	LT	LT	LT	LT	LT	LT	LT	LT	LT	IA				13	13	0	1
Moss, Drew	X	X	X	X	X	X	X	X	IA	IA	IA	IA	IA	IA				0	0	0	6
Mullings, Kalel	P	IA	P	IR	IR	IR	IR	IR	IR	IR	P	P	P	P				6	0	0	1
Odukoya, Thomas	PS	PS	PS	PS	PS	IA	X	X	X	X	X	X	X	X				0	0	0	1
Ojukwu, John	PS	RT	RT	IA	IA	X	PS	PS	PS	PS	PS	PS	PS	IA				2	2	0	3
Okonkwo, Chig	TE	TE	TE	TE	P	P	TE	TE	TE	TE	P	TE	P	TE				14	10	0	0
Oladejo, Oluwafemi	OLB	P	P	P	OLB	P	IR	IR	IR	IR	IR	IR	IR	IR				6	2	0	0
Oliver, Bryce	P	P	IA	IA	IA	IA	IA	IA	IA	IR	IR	IR	IR	IR				2	0	0	7
Orji, Anfernee	IR	IR	IR	IR	IR	IR	IR	IR	IR	IR	IR	IR	IR	IR				0	0	0	0
Pollard, Tony	RB	RB	RB	RB	RB	RB	RB	RB	RB	RB	RB	RB	RB	RB				14	14	0	0
Presley III, Hal	X	X	X	X	X	X	X	X	PS	PS	PS	PS	PS	PS				0	0	0	0

TENNESSEE TITANS 2025 PARTICIPATION CHART

Player	9/7 @Den	9/14 LAR	9/21 Ind	9/28 @Hou	10/5 @Ari	10/12 @LV	10/19 NE	10/26 @Ind	11/2 LAC	11/16 Hou	11/23 Sea	11/30 Jax	12/7 @Cle	12/14 @SF	12/21 KC	12/28 NO	TBD @Jax	Season Totals GP	GS	DNP	IA
Proche II, James	PS	PS	PS	PS	IA	PS	PS	P	P	PS	P	P	P	WR				6	1	0	1
Ravenell, C.J.	IA	P	P	P	P	P	IA	DL	P	P	IA	P	P	P				11	1	0	3
Reed, Jerrick	X	X	X	X	X	X	X	X	X	IA	P	IA	IA	IA				1	0	0	4
Restrepo, Xavier	PS	PS	PS	PS	PS	PS	PS	PS	PS	PS	P	P	PS	PS				2	0	0	0
Ridley, Calvin	WR	WR	WR	WR	P	WR	IA	IA	IA	WR	IR	IR	IR	IR				7	6	0	3
Robinson, Micah	X	X	X	X	X	X	X	X	P	P	P	P	P	P				6	0	0	0
Rupcich, Andrew	PS	PS	PS	PS	X	X	X	X	X	X	X	X	X	X				0	0	0	0
Siemian, Trevor	PS	PS	PS	PS	PS	PS	PS	PS	PS	PS	PS	PS	PS	PS				0	0	0	0
Simmons, Jeffery	DT	DT	DT	DT	DT	DT	DT	IA	IA	DT	DT	DT	DT	DT				12	12	0	2
Skoronski, Peter	LG	LG	LG	LG	LG	LG	LG	LG	LG	LG	LG	LG	LG	LG				14	14	0	0
Slater, Jackson	IA	IA	P	IA	DNP	DNP	P	P	P	P	P	P	P	P				9	0	2	3
Slye, Joey	P	P	P	P	P	IA	P	P	P	P	P	P	P	P				13	0	0	1
Sneed, L'Jarius	CB	CB	CB	CB	CB	CB	CB	IR	IR	IR	IR	IR	IR	IR				0	7	0	0
Spears, Tyjae	IR	IR	IR	IR	P	P	P	P	P	P	P	P	P	P				10	0	0	0
Sweat, T'Vondre	NT	IA	IR	IR	IR	IR	NT	NT	NT	NT	NT	NT	NT	NT				9	9	0	1
Turner, Cole	X	X	X	X	X	X	X	X	X	X	X	X	X	PS				0	0	0	0
Tuttle, Shy	IA	P	P	P	DT	P	P	P	P	P	P	IA	IA	IA				10	1	0	4
Udoh, Olisaemeka	P	P	P	RT	RT	P	P	P	P	P	P	P	P	LT				14	3	0	0
Ward, Cam	QB	QB	QB	QB	QB	QB	QB	QB	QB	QB	QB	QB	QB	QB				14	14	0	0
Ward, Jihad	P	P	P	P	P	OLB	OLB	OLB	OLB	OLB	OLB	OLB	OLB	OLB				14	9	0	0
Watkins, Carlos	P	PS	PS	PS	PS	PS	PS	PS	P	PS	PS	PS	PS	PS				2	0	0	0
Watson, Blake	X	X	X	X	PSI	PSI	PSI	PSI	PSI	PSI	PSI	PSI	PSI	PSI				0	0	0	0
Webb, Clay	PS	PS	PS	PS	PS	PS	PS	PS	PS	PS	PS	PS	PS	PS				0	0	0	0
Webb, Sam	PS	PS	PS	PS	PS	PS	PS	PS	PS	PS	X	X	X	X				0	0	0	0
White, Kyzir	PS	PS	P	PS	PS	PS	PS	PS	PS	PS	PS	PS	PS	X				1	0	0	0
Wilkerson, Kristian	X	X	X	X	X	X	X	X	X	X	PS	X	PS	PS				0	0	0	0
Williams Sr., James	P	P	IA	P	P	P	P	P	P	P	P	P	P	P				13	0	0	1
Wilson, Joel	X	X	PS	PS	PS	PS	PS	PS	PS	PS	PS	PS	PS	PSI				0	0	0	0
Winston Jr., Kevin	IA	IA	IA	IA	P	P	P	P	S	S	S	S	S	S				10	6	0	4
Womack III, Samuel	IA	IA	IA	IA	IA	P	IA	P	P	P	CB	X	X	X				5	1	0	6
Woods, Xavier	S	S	S	S	S	S	S	S	IA	IA	IA	S	S	S				0	11	0	3
Wright, Matthew	X	X	X	X	X	P	X	X	X	X	X	X	X	X				1	0	0	0
Zeitler, Kevin	RG	RG	IA	RG	RG	RG	RG	RG	RG	RG	RG	RG	RG	RG				0	13	0	1

Starters indicated by position (QB, RB, ILB, etc.); P = played but did not start; DNP = active but did not play; IA = inactive for game; PS = practice squad; PS-I = practice squad injured; P/SUS = practice squad/suspended; X = not on roster; IR = injured reserve; SUS = reserve/suspended; NFI = non-football illness; PUP = physically unable to perform; EX = exempt

2025 TENNESSEE TITANS TRANSACTIONS

January 1

Signed to the practice squad – **K MATTHEW WRIGHT**

January 4

Placed on injured reserve – **LB OTIS REESE IV**

Signed to the active roster from the practice squad – **OLB KHALID DUKE**, **WR TAY MARTIN**

Activated from the practice squad to the active roster standard elevation **– S GERVARRIUS OWENS**, **K MATTHEW WRIGHT**

January 6

Signed to future contracts – **DL McTELVIN AGIM, DL ABDULLAH ANDERSON**, **LB CURTIS BOLTON III**, **OL CHANDLER BREWER**, **DL ISAIAH ITON**, **CB GABE JEUDY-LALLY**, **LB KYRON JOHNSON**, **WR STANLEY MORGAN JR.**, **TE THOMAS ODUKOYA**, **S GERVARRIUS OWENS**, **T ISAIAH PRINCE**, **RB JABARI SMALL**

January 7

Relieved of his duties – **EXECUTIVE VICE PRESIDENT/GENERAL MANAGER RAN CARTHON**

January 17

Hired – **MIKE BORGONZI** as the franchise's 15th general manager

January 27

Relieved of his duties – special teams coordinator **COLT ANDERSON**

Hired as special teams coordinator – **JOHN FASSEL**

Hired as defensive passing game coordinator/cornerbacks – **TONY ODEN**

Hired as assistant special teams coach – **RAYNA STEWART**

Promoted – **LUKE STOCKER** to tight ends coach

February 4

Hired as defensive run game coordinator – **TRAVIS SMITH**

Promoted – **LORI LOCUST** to defensive assistant

Promoted – **PAYTON McCOLLUM** to assistant quarterbacks coach

March 6

Hired as senior offensive assistant – **MIKE McCOY**

Hired as defensive assistant – **DYLAN AUTENRIETH**

March 7

Terminated vested veteran – **OLB HAROLD LANDRY III**

March 12

Terminated vested veteran from reserve/retired list – **OL SAAHDIQ CHARLES**

March 13

Signed as unrestricted free agents – **LB CODY BARTON**, **OL BLAKE HANCE**, **P JOHNNY HEKKER**, **DE SEBASTIAN JOSEPH-DAY**, **T DAN MOORE JR.** and **G KEVIN ZEITLER**

March 14

Traded – **LB KENNETH MURRAY JR.** and a 2025 seven-round pick to the Dallas Cowboys for a 2025 sixth-round pick

Signed as unrestricted free agents – **QB BRANDON ALLEN**, **WR VAN JEFFERSON**, **C/G COREY LEVIN** and **S XAVIER WOODS**

Signed free agent – **OLB DRE'MONT JONES**

March 15

Terminated vested veteran – **CB CHIDOBE AWUZIE**

March 19

2025 TENNESSEE TITANS TRANSACTIONS

Signed free agent – **RB JULIUS CHESTNUT**

March 21

Signed as unrestricted free agent – **OLB LORENZO CARTER**

March 24

Signed as unrestricted free agent – **K JOEY SLYE**

Claimed – **LB CURTIS JACOBS** off waivers from the New England Patriots

March 26

Signed as unrestricted free agents – **QB TIM BOYLE**, **WR JAMES PROCHE II**

April 1

Signed as unrestricted free agent – **DB JUSTIN HARDEE SR.**

April 16

Terminated vested veterans – **LB CURTIS BOLTON III**, **WR STANLEY MORGAN JR.**

Waived – **DL McTELVIN AGIM**, **DL ISAIAH ITON**, **S GERVARRIUS OWENS**

Waived failed physical – **G LOGAN BRUSS**

April 17

Waived – **T NICHOLAS PETIT-FRERE**

Signed as unrestricted free agents – **OL BRENDEN JAIMES**, **OL SAM MUSTIPHER**, **OL OLISAEMEKA UDOH**

April 18

Terminated vested veteran non-football injury – **DB JUSTIN HARDEE SR.**

Waived non-football injury – **OLB KHALID DUKE**

April 24

Drafted – **QB CAM WARD** (first round, 1st overall)

April 25

Traded - a 2025 second-round pick (35th overall) to the Seattle Seahawks for their 2025 second-round pick (52nd overall) and their 2025 third-round pick (82nd overall)

Drafted – **OLB OLUWAFEMI OLADEJO** (second round, 52nd overall), **S KEVIN WINSTON JR.** (third round, 82nd overall)

April 26

Traded - a 2025 fifth-round pick (141st overall) and a 2025 sixth-round pick (178th overall) to the Baltimore Ravens for their 2025 fourth-round pick (136th overall) and their 2025 sixth-round pick (183rd overall)

Drafted – **WR CHIMERE DIKE** (fourth round, 103rd overall), **TE GUNNAR HELM** (fourth round, 120th overall), **WR ELIC AYOMANOR** (fourth round, 136th overall), **G JACKSON SLATER** (fifth round, 167th overall), **CB MARCUS HARRIS** (sixth round, 183rd overall), **RB KALEL MULLINGS** (sixth round, 188th overall)

April 28

Signed free agent – **WR TYLER LOCKETT**

April 29

Terminated vested veterans – **G ARLINGTON HAMBRIGHT**, **T ISAIAH PRINCE**

Claimed – **OLB TITUS LEO** off waivers from the New England Patriots

Claimed – **S MARK PERRY** off waivers from the New England Patriots

May 7

Waived injured – **LB KYRON JOHNSON**, **WR TAY MARTIN**

Signed free agent – **DL JAMES LYNCH**

May 9

Signed - third-round choice **S KEVIN WINSTON JR.**, fourth-round choice **WR ELIC AYOMANOR**, fifth-round choice **G JACKSON SLATER**, sixth-round choice **CB MARCUS HARRIS** and sixth-round choice **RB KALEL MULLINGS**

Signed undrafted free agents – **RB MICAH BERNARD**, **DT PHILIP BLIDI**, **T BRANDON CRENSHAW-DICKSON**, **OLB DESMOND EVANS**, **LB DAVID GBENDA**, **CB JERMARI HARRIS**, **CB GARNETT HOLLIS JR.**, **DT CAM HORSLEY**, **CB JALEN KIMBER**, **CB VIRGIL LEMONS**, **CB CLARENCE LEWIS**, **DT DEVONTE O'MALLEY**, **NT ISAIAH RAIKES**, **WR XAVIER RESTREPO**, **CB DAVION ROSS**, **S JERRIN THOMPSON**

May 12

Signed – fourth-round choice **TE GUNNAR HELM**

Waived – **CB VIRGIL LEMONS**, **S JERRIN THOMPSON**

Signed free agents – **TE DRAKE DABNEY**, **WR TJ SHEFFIELD**

Waived with an injury settlement – **LB KYRON JOHNSON**, **WR TAY MARTIN**

May 13

Terminated vested veteran – **DL ABDULLAH ANDERSON**

Waived – **CB GARNETT HOLLIS JR.**

Signed free agents – **CB AMANI ORUWARIYE**, **DL CARLOS WATKINS**

Claimed – **LB AMARI BURNEY** off waivers from the Las Vegas Raiders

May 14

Waived – **RB JABARI SMALL**

Claimed – **LB ANFERNEE ORJI** off waivers from the New Orleans Saints

May 21

Signed – first-round choice **QB CAM WARD**

June 2

Waived – **RB MICAH BERNARD**

Signed free agent – **RB TYRION DAVIS-PRICE**

June 6

Signed – fourth-round choice **WR CHIMERE DIKE**

July 17

Waived – **RB TYRION DAVIS-PRICE**

Signed free agent – **RB JORDAN MIMS**

July 22

Signed – second-round choice **OLB OLUWAFEMI OLADEJO**

Declared physically unable to perform – **C LLOYD CUSHENBERRY III, CB L'JARIUS SNEED**

Placed on reserve/retired – **OLB LORENZO CARTER**

July 23

Placed on injured reserve – **QB WILL LEVIS**

Signed free agents – **DT TIMMY HORNE**, **RB JERMAR JEFFERSON**

July 24

Waived – **DL KEONDRE COBURN**

Signed free agent – **OLB JIHAD WARD**

July 25

Waived – **WR COLTON DOWELL**

Signed free agent – **WR MATT LANDERS**

July 28

Waived injured – **WR TREYLON BURKS**

Signed free agent – **WR RAMEL KEYTON**

August 3

Waived – **WR RAMEL KEYTON**, **DT DEVONTE O'MALLEY**

Signed free agents – **DT JOSIAH BRONSON**, **G ARLINGTON HAMBRIGHT**

August 5

Waived – **OLB TITUS LEO**, **S MARK PERRY**

Signed free agents – **DB JOSHUAH BLEDSOE**, **S QUANDRE DIGGS**

August 7

Placed on injured reserve – **OL CHANDLER BREWER**

Signed free agents – **DE JOE GAZIANO**

August 11

Terminated vested veteran – **QB TIM BOYLE**

Signed free agent – **QB TREVOR SIEMIAN**

Passed physical – **C LLOYD CUSHENBERRY III**

August 12

Waived injured – **LB ANFERNEE ORJI**

Waived – **LB DAVID GBENDA**

Signed free agents – **LB KHALEKE HUDSON**, **LB BLAKE LYNCH**

August 13

Waived – **LB OTIS REESE IV**

Claimed – **LB BRIAN ASAMOAH II** off waivers from the Minnesota Vikings

August 14

Waived with an injury settlement – **OL CHANDLER BREWER**

August 17

2025 TENNESSEE TITANS TRANSACTIONS

Waived – **DT PHILIP BLIDI**

August 18

Signed free agent – **DT T.J. SMITH**

August 19

Terminated vested veteran – **LB KHALEKE HUDSON**

August 20

Passed physical – **CB L'JARIUS SNEED**

August 25

Terminated vested veterans – **DE JOE GAZIANO**, **G ARLINGTON HAMBRIGHT**, **OL SAM MUSTIPHER**

Waived – **DB JOSHUAH BLEDSOE**, **DT JOSIAH BRONSON**, **LB AMARI BURNEY**, **OLB DESMOND EVANS**, **CB JERMARI HARRIS**, **WR JHA'QUAN JACKSON**, **CB JALEN KIMBER**, **CB CLARENCE LEWIS**, **CB DAVION ROSS**, **WR TJ SHEFFIELD**, **DT T.J. SMITH**, **DB JULIUS WOOD**

Waived injured – **WR MATT LANDERS**

August 26

Terminated vested veterans – **OL BRENDEN JAIMES**, **LB BLAKE LYNCH**, **CB AMANI ORUWARIYE**, **WR JAMES PROCHE II**, **QB TREVOR SIEMIAN**, **DL CARLOS WATKINS**

Waived – **LB BRIAN ASAMOAH II**, **DB KENDELL BROOKS**, **TE DRAKE DABNEY**, **OL JAELYN DUNCAN**, **OLB ALI GAYE**, **DT CAM HORSLEY**, **RB JEMAR JEFFERSON**, **WR MASON KINSEY**, **RB JORDAN MIMS**, **TE THOMAS ODUKOYA**, **NT ISAIAH RAIKES**, **WR XAVIER RESTREPO**, **OL ANDREW RUPCICH**, **TE JOSH WHYLE**

Placed on injured reserve designated for return – **RB TYJAE SPEARS**

August 27

Terminated vested veteran – **C/G COREY LEVIN**

Waived – **DT TIMMY HORNE**, **LB CURTIS JACOBS**, **CB GABE JEUDY-LALLY**, **T JOHN OJUKWU**

Signed free agent – **DT SHY TUTTLE**

Claimed – **CB JALYN ARMOUR-DAVIS** off waivers from the Baltimore Ravens

Claimed – **LB DORIAN MAUSI** off waivers from the Minnesota Vikings

Claimed – **DL C.J. RAVENELL** off waivers from the Baltimore Ravens

Claimed – **CB SAMUEL WOMACK III** off waivers from the Indianapolis Colts

Signed to the practice squad – **DB KENDELL BROOKS**, **OLB ALI GAYE**, **DT CAM HORSLEY**, **RB JEMAR JEFFERSON**, **WR MASON KINSEY**, **RB JORDAN MIMS**, **TE THOMAS ODUKOYA**, **CB AMANI ORUWARIYE**, **WR JAMES PROCHE II**, **NT ISAIAH RAIKES**, **WR XAVIER RESTREPO**, **OL ANDREW RUPCICH**, **QB TREVOR SIEMIAN**, **DL CARLOS WATKINS**

August 28

Signed to the practice squad – **C/G COREY LEVIN**, **G CLAY WEBB**, **CB SAM WEBB**

August 29

Released from the practice squad – **RB JEMAR JEFFERSON**, **CB AMANI ORUWARIYE**

Signed to the practice squad – **DT TIMMY HORNE**, **T JOHN OJUKWU**

Waived with an injury settlement – **WR MATT LANDERS**

September 1

Released from the practice squad – **DB KENDELL BROOKS**

Signed to the practice squad – **TE DRAKE DABNEY**

September 3

Released from the practice squad – **NT ISAIAH RAIKES**

Signed to the practice squad – **LB KYZIR WHITE**

September 6

Activated from the practice squad to the active roster standard elevation – **C/G COREY LEVIN**, **DL CARLOS WATKINS**

September 13

Waived – **T BRANDON CRENSHAW-DICKSON**

Signed to the active roster from the practice squad – **C/G COREY LEVIN**

Activated from the practice squad to the active roster standard elevation – **RB JORDAN MIMS**, **T JOHN OJUKWU**

September 15

Released from the practice squad – **TE DRAKE DABNEY**

Signed to the practice squad – **T BRANDON CRENSHAW-DICKSON**, **TE JOEL WILSON**

September 20

Placed on injured reserve – **NT T'VONDRE SWEAT**

Signed to the active roster from the practice squad – **T JOHN OJUKWU**

Activated from the practice squad to the active roster standard elevation – **DL CARLOS WATKINS**, **LB KYZIR WHITE**

September 23

Traded – **CB JARVIS BROWNLEE JR.** and a 2026 seventh-round pick to the N.Y. Jets for their 2026 sixth-round pick.

Signed to the practice squad – **RB RASHEEM BLACKSHEAR**

September 26

Signed to the active roster from the practice squad – **T BRANDON CRENSHAW-DICKSON**

Signed to the practice squad – **LB CURTIS JACOBS**

Placed on injured reserve – **RB KALEL MULLINGS**

September 27

Activated from the practice squad to the active roster standard elevation – **LB CURTIS JACOBS**, **RB JORDAN MIMS**

September 29

Released from the practice squad – **RB RASHEEM BLACKSHEAR**, **OL ANDREW RUPCICH**

Signed to the practice squad – **CB ALEX JOHNSON**, **RB BLAKE WATSON**

October 1

Designated to return to practice – **RB TYJAE SPEARS**

Claimed – **T BRANT BANKS** off waivers from the Green Bay Packers

October 2

Placed on practice squad injured – **RB BLAKE WATSON**

Signed to the practice squad – **DB KENDELL BROOKS**

October 4

Placed on injured reserve – **S MIKE BROWN**

Activated from injured reserve to the active roster – **RB TYJAE SPEARS**

Activated from the practice squad to the active roster standard elevation – **DB KENDELL BROOKS**, **WR JAMES PROCHE II**

October 7

Released from the practice squad – **CB ALEX JOHNSON**

Waived from injured reserve – **WR TREYLON BURKS**

October 8

Signed to the practice squad – **K MATTHEW WRIGHT**

October 9

Waived – **T BRANT BANKS**

October 11

Waived – **T JOHN OJUKWU**

Signed to the active roster from the practice squad – **DB KENDELL BROOKS**, **TE THOMAS ODUKOYA**

Activated from the practice squad to the active roster standard elevation – **LB CURTIS JACOBS**, **K MATTHEW WRIGHT**

October 13

Relieved of his duties – **HEAD COACH BRIAN CALLAHAN**

Parted ways with – **OFFENSIVE LINE COACH BILL CALLAHAN**

Promoted – **MIKE McCOY** to interim head coach

October 14

Waived - **TE THOMAS ODUKOYA**

Placed on injured reserve – **OLB OLUWAFEMI OLADEJO**

Signed to the active roster from the practice squad – **OLB ALI GAYE**

Signed to the practice squad – **T JOHN OJUKWU**

October 15

Designated to return to practice – **NT T'VONDRE SWEAT**

Signed to the practice squad – **CB ALEX JOHNSON**

October 17

Released from the practice squad – **K MATTHEW WRIGHT**

Signed to the practice squad – **LB JOE BACHIE**

2025 TENNESSEE TITANS TRANSACTIONS

October 18

Activated from injured reserve to the active roster – **NT T'VONDRE SWEAT**

Activated from the practice squad to the active roster standard elevation – **LB CURTIS JACOBS**, **WR MASON KINSEY**

October 21

Released from the practice squad – **LB CURTIS JACOBS**

Signed to the practice squad – **DE DAVID EBUKA AGOHA**, **LB OCHAUN MATHIS**

October 22

Terminated vested veteran – **WR TYLER LOCKETT**

October 23

Placed on injured reserve – **CB L'JARIUS SNEED**

Signed to the active roster from the practice squad – **LB JOE BACHIE**

Signed to the practice squad – **WR LANCE McCUTCHEON**

October 24

Signed to the active roster from the practice squad – **WR MASON KINSEY**

October 25

Activated from the practice squad to the active roster standard elevation – **WR JAMES PROCHE II**

October 27

Traded – **CB ROGER McCREARY** and a conditional 2026 sixth-round pick to the L.A. Rams for a conditional 2026 fifth-round pick.

October 28

Placed on injured reserve – **OLB ALI GAYE**

Signed from the New England Patriots practice squad – **OLB TRUMAN JONES**

Signed from the Green Bay Packers practice squad – **CB MICAH ROBINSON**

Released from the practice squad – **LB OCHAUN MATHIS**

Signed to the practice squad – **CB KEMON HALL**, **WR HAL PRESLEY III**

October 30

Placed on injured reserve – **OL BLAKE HANCE**

Claimed – **G DREW MOSS** off waivers from the San Francisco 49ers

November 1

Activated from the practice squad to the active roster standard elevation – **WR JAMES PROCHE II**, **DL CARLOS WATKINS**

November 4

Traded – **OLB DRE'MONT JONES** to the Baltimore Ravens for a conditional 2026 fifth-round pick.

Released from the practice squad – **CB ALEX JOHNSON**

Signed to the practice squad – **CB KEYDRAIN CALLIGAN**

November 5

Claimed – **S JERRICK REED II** off waivers from the Seattle Seahawks

November 7

Waived – **S QUANDRE DIGGS**

November 10

Designated to return to practice – **S MIKE BROWN**, **RB KALEL MULLINGS**

Released from the practice squad – **WR LANCE McCUTCHEON**

Signed to the practice squad – **OLB NATE LYNN**

November 16

Placed on injured reserve – **WR BRYCE OLIVER**

Activated from injured reserve to the active roster – **S MIKE BROWN**

November 18

Placed on injured reserve – **WR CALVIN RIDLEY**

Signed to the active roster from the practice squad – **WR JAMES PROCHE II**

Practice squad **CB SAM WEBB** signed to the Cleveland Browns active roster

Signed to the practice squad – **WR LANCE McCUTCHEON**, **WR KRISTIAN WILKERSON**

November 22

Activated from injured reserve to the active roster – **RB KALEL MULLINGS**

Activated from the practice squad to the active roster standard elevation – **WR XAVIER RESTREPO**

November 25

Released from the practice squad – **WR KRISTIAN WILKERSON**

Signed to the practice squad – **OL CHANDLER BREWER**

November 26

Waived – **CB SAMUEL WOMACK III**

Signed free agent – **CB KAIIR ELAM**

November 29

Activated from the practice squad to the active roster standard elevation – **CB KEMON HALL**, **WR XAVIER RESTREPO**

December 2

Released from the practice squad – **OLB NATE LYNN**

Signed to the practice squad – **WR KRISTIAN WILKERSON**

December 8

Released from the practice squad – **LB KYZIR WHITE**

December 9

Placed on practice squad injured – **TE JOEL WILSON**

Signed to the practice squad – **OLB NATE LYNN**, **TE COLE TURNER**

December 13

Activated from the practice squad to the active roster standard elevation **– T JOHN OJUKWU**

December 16

Placed on injured reserve **– S MIKE BROWN, S KEVIN WINSTON JR., S XAVIER WOODS**

Signed from the Detroit Lions practice squad **– S ERICK HALLETT II**

Signed from the Baltimore Ravens practice squad **– S SANOUSSI KANE**

Claimed – **G GARRETT DELLINGER** off waivers from the Cleveland Browns

TITANS PRONUNCIATION GUIDE

ELIC AYOMANOR (EL-ick EYE-oh-man-er); **CHIMERE DIKE** (CHEEM-eh-ray DEE-kay); **KAIIR Elam** (KAI-ear); **Johnny HEKKER** (HECK-er); **Dorian MAUSI** (mah-OO-see), **Chig OKONKWO** (oh-KAHN-kwoh); **OLUWAFEMI OLADEJO** (OH-loo-wah-FEH-me ole-uh-DAY-jo); **C.J. RAVENELL** (RAV-en-el); **Peter SKORONSKI** (skuh-RON-ski); **OLISAEMEKA UDOH** (OH-lee-suh-MEE-kah OO-doh); **Kevin ZEITLER** (ZITE-ler)

TENNESSEE TITANS UNOFFICIAL DEPTH CHART

OFFENSE

WR	11	Van Jefferson					
TE	85	Chig Okonkwo	84	Gunnar Helm		88	David Martin Robinson
LT	75	Dan Moore Jr.	72	Olisaemeka Udoh			
LG	77	Peter Skoronski	64	Jackson Slater			
C	79	Lloyd Cushenberry III	62	Corey Levin			
RG	70	Kevin Zeitler	67	Drew Moss		71	Garrett Dellinger
RT	55	JC Latham	78	Brandon Crenshaw-Dickson			
WR	17	Chimere Dike	12	Mason Kinsey			
WR	5	Elic Ayomanor	13	James Proche II			
QB	1	Cam Ward	10	Brandon Allen			
RB	20	Tony Pollard	2	Tyjae Spears		36	Julius Chestnut
						31	Kalel Mullings

DEFENSE

DE	69	Sebastian Joseph-Day	91	C.J. Ravenell			
NT	93	T'Vondre Sweat	90	Shy Tuttle			
DT	98	Jeffery Simmons	97	James Lynch			
OLB	49	Arden Key	92	Jaylen Harrell			
ILB	33	Cedric Gray	52	James Williams Sr.			
ILB	50	Cody Barton	54	Dorian Mausi		48	Joe Bachie
OLB	53	Jihad Ward	56	Truman Jones			
CB	18	Jalyn Armour-Davis	21	Micah Robinson			
NCB	26	Marcus Harris					
S	37	Amani Hooker	42	Sanoussi Kane			
S	30	Kendell Brooks	28	Jerrick Reed II		41	Erick Hallett II
CB	39	Darrell Baker Jr.	35	Kaiir Elam			

SPECIAL TEAMS

K	6	Joey Slye	3	Johnny Hekker			
KO	6	Joey Slye	3	Johnny Hekker			
P	3	Johnny Hekker	6	Joey Slye			
H	3	Johnny Hekker	10	Brandon Allen			
PR	17	Chimere Dike	13	James Proche II		12	Mason Kinsey
KOR	17	Chimere Dike	36	Julius Chestnut		13	James Proche II
LS	46	Morgan Cox	62	Corey Levin			

Rookies are underlined

As of Dec. 16, 2025

TENNESSEE TITANS ROSTER BY EXPERIENCE

16TH YEAR

Morgan Cox	LS

14TH YEAR

Johnny Hekker	P
Kevin Zeitler	G

10TH YEAR

Jihad Ward	OLB

9TH YEAR

Brandon Allen	QB
Xavier Woods (IR)	S

8TH YEAR

Arden Key	OLB

7TH YEAR

Cody Barton	LB
Amani Hooker	S
Sebastian Joseph-Day	DE
Corey Levin	C/G
Tony Pollard	RB
Calvin Ridley (IR)	WR
Jeffery Simmons	DT
Joey Slye	K
Shy Tuttle	DT
Olisaemeka Udoh	OL

6TH YEAR

Lloyd Cushenberry III	C
Van Jefferson	WR
James Lynch	DL
James Proche II	WR
L'Jarius Sneed (IR)	CB

5TH YEAR

Joe Bachie	LB
Blake Hance (IR)	OL
Dan Moore Jr.	T

4TH YEAR

Jalyn Armour-Davis	CB
Julius Chestnut	RB
Kaiir Elam	CB
Chig Okonkwo	TE

3RD YEAR

Darrell Baker Jr.	CB
Mike Brown (IR)	S
Mason Kinsey	WR
Will Levis (IR)	QB
Jerrick Reed II	S
Peter Skoronski	OL
Tyjae Spears	RB

2ND YEAR

Ali Gaye (IR)	OLB
Cedric Gray	LB
Jaylen Harrell	OLB
Sanoussi Kane	S
JC Latham	T
David Martin-Robinson	TE
Bryce Oliver (IR)	WR
Anfernee Orji (IR)	LB
T'Vondre Sweat	NT
James Williams Sr.	LB

1ST YEAR

Kendell Brooks	DB
Erick Hallett II	S
Truman Jones	OLB
C.J. Ravenell	DL

ROOKIE DRAFT PICKS

Elic Ayomanor	WR
Garrett Dellinger (by Cle)	G
Chimere Dike	WR
Marcus Harris	CB
Gunnar Helm	TE
Kalel Mullings	RB
Oluwafemi Oladejo (IR)	OLB
Micah Robinson (by GB)	CB
Jackson Slater	G
Cam Ward	QB
Kevin Winston Jr. (IR)	S

ROOKIE FREE AGENTS

Brandon Crenshaw-Dickson	T
Dorian Mausi	LB
Drew Moss	G

As of Dec. 16, 2025

TENNESSEE TITANS ROSTER BY DRAFT ROUND

ROUND 1

Player	Pos.	Year
Cam Ward	QB	2025
JC Latham	T	2024
Peter Skoronski	OL	2023
Kaiir Elam	CB	2022 (Buf)
Jeffery Simmons	DT	2019
Calvin Ridley (IR)	WR	2018 (Atl)
Kevin Zeitler	G	2012 (Cin)

ROUND 2

Player	Pos.	Year
Oluwafemi Oladejo (IR)	OLB	2025
T'Vondre Sweat	NT	2024
Will Levis (IR)	QB	2023
Van Jefferson	WR	2020 (LAR)

ROUND 3

Player	Pos.	Year
Kevin Winston Jr. (IR)	S	2025
Tyjae Spears	RB	2023
Lloyd Cushenberry III	C	2020 (Den)
Cody Barton	LB	2019 (Sea)
Arden Key	OLB	2018 (Oak)
Jihad Ward	OLB	2016 (Oak)

ROUND 4

Player	Pos.	Year
Elic Ayomanor	WR	2025
Chimere Dike	WR	2025
Gunnar Helm	TE	2025
Cedric Gray	LB	2024
Jalyn Armour-Davis	CB	2022 (Bal)
Chig Okonkwo	TE	2022
Dan Moore Jr.	T	2021 (Pit)
James Lynch	DL	2020 (Min)
L'Jarius Sneed (IR)	CB	2020 (KC)
Amani Hooker	S	2019
Tony Pollard	RB	2019 (Dal)

ROUND 5

Player	Pos.	Year
Jackson Slater	G	2025

ROUND 6

Player	Pos.	Year
Marcus Harris	CB	2025
Kalel Mullings	RB	2025
Erick Hallett II	S	2023 (Jax)
Jerrick Reed II	S	2023 (Sea)
James Proche II	WR	2020 (Bal)
Olisaemeka Udoh	OL	2019 (Min)
Sebastian Joseph-Day	DL	2018 (LAR)
Corey Levin	C/G	2017
Xavier Woods (IR)	S	2017 (Dal)
Brandon Allen	QB	2016 (Jax)

ROUND 7

Player	Pos.	Year
Garrett Dellinger	G	2025 (Bal)
Micah Robinson	CB	2025 (GB)
Jaylen Harrell	OLB	2024
Sanoussi Kane	S	2024 (Bal)
James Williams Sr.	LB	2024

UNDRAFTED

Player	Pos.	Year
Brandon Crenshaw-Dickson	T	2025
Dorian Mausi	LB	2025 (Min)
Drew Moss	G	2025 (SF)
David Martin-Robinson	TE	2024
Bryce Oliver (IR)	WR	2024
C.J. Ravenell	DL	2024 (Bal)
Kendell Brooks	DB	2023 (Ari)
Ali Gaye (IR)	OLB	2023 (Hou)
Truman Jones	OLB	2023 (KC)
Anfernee Orji (IR)	LB	2023 (NO)
Darrell Baker Jr.	CB	2022 (Ari)
Mike Brown (IR)	S	2022 (Min)
Julius Chestnut	RB	2022
Joe Bachie	LB	2020 (NO)
Mason Kinsey	WR	2020
Blake Hance (IR)	OL	2019 (Buf)
Joey Slye	K	2019 (NYG)
Shy Tuttle	DT	2019 (NO)
Johnny Hekker	P	2012 (StL)
Morgan Cox	LS	2010 (Bal)

As of Dec. 16, 2025

HOW THE TENNESSEE TITANS WERE BUILT

YEAR	DRAFTEES (17)		FREE AGENTS (28)		TRADES/WAIVERS (8)	
2025	QB	Cam Ward (1)	LB	Cody Barton (UFA-DEN)	CB	Jalyn Armour-Davis (W-BAL)
	WR	Chimere Dike (4a)	P	Johnny Hekker (UFA-CAR)	LB	Dorian Mausi (W-MIN)
	TE	Gunnar Helm (4b)	T	Dan Moore Jr. (UFA-PIT)	DL	C.J. Ravenell (W-BAL)
	WR	Elic Ayomanor (4c)	G	Kevin Zeitler (UFA-DET)	G	Drew Moss (W-SF)
	G	Jackson Slater (5)	QB	Brandon Allen (UFA-SF)	S	Jerrick Reed II (W-SEA)
	CB	Marcus Harris (6a)	WR	Van Jefferson (UFA-PIT)	G	Garrett Dellinger (W-CLE)
	RB	Kalel Mullings (6b)	K	Joey Slye (UFA-NE)		
			WR	James Proche II (UFA-CLE)		
			OL	Olisaemeka Udoh (UFA-NO)		
			T	Brandon Crenshaw-Dickson (FA)		
			OLB	Jihad Ward (FA)		
			DT	Shy Tuttle (FA)		
			LB	Joe Bachie (FA)		
			OLB	Truman Jones (FA)		
			CB	Micah Robinson (FA)		
			CB	Kaiir Elam (FA)		
			S	Erick Hallett II (FA)		
			S	Sanoussi Kane (FA)		
2024	T	JC Latham (1)	C	Lloyd Cushenberry III (UFA-DEN)	CB	Darrell Baker Jr. (W-IND)
	NT	T'Vondre Sweat (2)	RB	Tony Pollard (UFA-DAL)		
	LB	Cedric Gray (4)	DE	Sebastian Joseph-Day (UFA-SF)		
	LB	James Williams (7a)	TE	David Martin-Robinson (FA)		
	OLB	Jaylen Harrell (7b)	DL	James Lynch (FA)		
			DB	Kendell Brooks (FA)		
2023	OL	Peter Skoronski (1)	OLB	Arden Key (UFA-JAX)		
	RB	Tyjae Spears (3)				
2022	TE	Chig Okonkwo (4b)	RB	Julius Chestnut (FA)		
			S	Mike Brown (FA)		
2021			LS	Morgan Cox (UFA-BAL)	C/G	Corey Levin (W-NYJ)
			WR	Mason Kinsey (FA)		
2019	DT	Jeffery Simmons (1)				
	S	Amani Hooker (4)				

As of Dec. 16, 2025

TENNESSEE TITANS POSITIONAL ROSTER - OFFENSE

QUARTERBACKS (2)									
10	Allen, Brandon	QB	6-2	209	9/5/92	9	Arkansas	Fayetteville, Ark.	UFA (SF)-'25
1	Ward, Cam	QB	6-2	219	5/25/02	R	Miami (Fla.)	West Columbia, Texas	D1-'25
RUNNING BACKS (4)									
36	Chestnut, Julius	RB	5-11	228	10/26/00	4	Sacred Heart	Bowie, Md.	FA-'22
31	Mullings, Kalel	RB	6-2	226	10/4/02	R	Michigan	Boston, Mass.	D6b-'25
20	Pollard, Tony	RB	6-0	209	4/30/97	7	Memphis	Memphis, Tenn.	UFA (DAL)-'24
2	Spears, Tyjae	RB	5-11	195	6/15/01	3	Tulane	Ponchatoula, La.	D3-'23
WIDE RECEIVERS (5)									
5	Ayomanor, Elic	WR	6-2	206	6/3/03	R	Stanford	Medicine Hat, Alberta, Can.	D4c-'25
17	Dike, Chimere	WR	6-1	196	12/14/01	R	Florida	Waukesha, Wis.	D4a-'25
11	Jefferson, Van	WR	6-1	200	7/26/96	6	Florida	Brentwood, Tenn.	UFA (PIT)-'25
12	Kinsey, Mason	WR	5-11	200	8/29/98	3	Berry College	Demorest, Ga.	FA-'21
13	Proche II, James	WR	5-11	193	9/21/96	6	Southern Methodist	Dallas, Texas	UFA (CLE)-'25
TIGHT ENDS (3)									
84	Helm, Gunnar	TE	6-5	241	9/6/02	R	Texas	Englewood, Colo.	D4b-'25
88	Martin-Robinson, David	TE	6-3	247	12/26/99	2	Temple	Landisville, Pa.	FA-'24
85	Okonkwo, Chig	TE	6-3	238	9/8/99	4	Maryland	Powder Springs, Ga.	D4b-'22
CENTERS (2)									
79	Cushenberry III, Lloyd	C	6-4	315	11/22/97	6	Louisiana State	Carville, La.	UFA (DEN)-'24
62	Levin, Corey	C/G	6-4	307	8/12/94	7	Chattanooga	Dacula, Ga.	W (NYJ)-'21
GUARDS (5)									
71	Dellinger, Garrett	G	6-5	320	2/18/02	R	Louisiana State	Clarkson, Mich.	W (CLE)-'25
67	Moss, Drew	G	6-3	303	5/21/03	R	Colorado State	Richardson, Texas	W (SF)-'25
77	Skoronski, Peter	OL	6-4	313	7/31/01	3	Northwestern	Park Ridge, Ill.	D1-'23
64	Slater, Jackson	G	6-3	311	5/30/03	R	Sacramento State	Bellevue, Wash.	D5-'25
70	Zeitler, Kevin	G	6-4	332	3/8/90	14	Wisconsin	Waukesha, Wisc.	UFA (DET)-'25
TACKLES (4)									
78	Crenshaw-Dickson, Brandon	T	6-7	316	2/22/01	R	Florida	Inglewood, Calif.	FA-'25
55	Latham, JC	T	6-6	342	2/8/03	2	Alabama	Oak Creek, Wis.	D1-'24
75	Moore Jr., Dan	T	6-5	315	9/28/98	5	Texas A&M	Beaumont, Texas	UFA (PIT)-'25
72	Udoh, Olisaemeka	OL	6-6	320	2/14/97	7	Elon	Fayetteville, N.C.	UFA (NO)-'25
LONG SNAPPER (1)									
46	Cox, Morgan	LS	6-4	233	4/26/86	16	Tennessee	Collierville, Tenn.	UFA (BAL)-'21
PLACEKICKERS (1)									
6	Slye, Joey	K	5-11	213	4/10/96	7	Virginia Tech	North Stafford, Va.	UFA (NE)-'25

As of Dec. 16, 2025

TENNESSEE TITANS POSITIONAL ROSTER - DEFENSE

DEFENSIVE LINEMEN (6)

69	Joseph-Day, Sebastian	DE	6-4	310	3/21/95	7	Rutgers	Stroudsburg, Pa.	UFA (SF)-'24
97	Lynch, James	DL	6-4	295	1/20/99	6	Baylor	Round Rock, Texas	FA-'24
91	Ravenell, C.J.	DL	6-5	300	7/7/00	1	Missouri Western State	Santa Clarita, Calif.	W (BAL)-'25
98	Simmons, Jeffery	DT	6-4	305	7/28/97	7	Mississippi State	Macon, Miss.	D1-'19
93	Sweat, T'Vondre	NT	6-4	366	7/11/01	2	Texas	Huntsville, Texas	D2-'24
90	Tuttle, Shy	DT	6-3	300	10/20/95	7	Tennessee	Midway, N.C.	FA-'25

LINEBACKERS (9)

48	Bachie, Joe	LB	6-2	235	2/26/98	5	Michigan State	Brook Park, Ohio	FA-'25
50	Barton, Cody	LB	6-2	237	11/13/96	7	Utah	Cottonwood Heights, Utah	UFA (DEN)-'25
33	Gray, Cedric	LB	6-2	234	10/30/02	2	North Carolina	Charlotte, N.C.	D4-'24
92	Harrell, Jaylen	OLB	6-4	247	5/1/02	2	Michigan	Tampa, Fla.	D7b-'24
56	Jones, Truman	OLB	6-3	255	5/13/00	1	Harvard	Atlanta, Ga.	FA-'25
49	Key, Arden	OLB	6-5	240	5/3/96	8	Louisiana State	Atlanta, Ga.	UFA (JAX)-'23
54	Mausi, Dorian	LB	6-1	234	3/5/02	R	Auburn	Detroit, Mich.	W (MIN)-'25
53	Ward, Jihad	OLB	6-5	285	5/11/94	10	Illinois	Philadelphia, Pa.	FA-'25
52	Williams Sr., James	LB	6-4	232	2/15/03	2	Miami (Fla.)	Fort Lauderdale, Fla.	D7a-'24

CORNERBACKS (5)

18	Armour-Davis, Jalyn	CB	6-1	200	9/3/99	4	Alabama	Mobile, Ala.	W (BAL)-'25
39	Baker Jr., Darrell	CB	6-1	190	3/27/98	3	Georgia Southern	Hephzibah, Ga.	W (IND)-'24
35	Elam, Kaiir	CB	6-1	191	5/5/01	4	Florida	Riviera Beach, Fla.	FA-'25
26	Harris, Marcus	CB	5-11	188	3/6/01	R	California	Portland, Ore.	D6a-'25
21	Robinson, Micah	CB	5-11	183	2/5/02	R	Tulane	Atlanta, Ga.	FA-'25

SAFETIES (5)

30	Brooks, Kendell	DB	6-0	206	3/3/00	1	Michigan State	Swansea, S.C.	FA-'24
41	Hallett II, Erick	S	5-11	200	4/24/00	1	Pittsburgh	Cypress, Texas	FA-'25
37	Hooker, Amani	S	5-11	210	6/14/98	7	Iowa	Minneapolis, Minn.	D4-'19
42	Kane, Sanoussi	S	5-11	210	10/6/01	2	Purdue	Harlem, N.Y.	FA-'25
28	Reed II, Jerrick	S	5-9	197	8/7/00	3	New Mexico	Olive Branch, Miss.	W (SEA)-'25

PUNTERS (1)

3	Hekker, Johnny	P	6-5	225	2/8/90	14	Oregon State	Bothell, Wash.	UFA (CAR)-'25

As of Dec. 16, 2025

2025 TENNESSEE TITANS ALPHABETICAL ROSTER

NO.	NAME	POS.	HT.	WT.	BIRTHDATE	EXP.	COLLEGE	HOMETOWN	ACQUIRED
10	Allen, Brandon	QB	6-2	209	9/5/92	9	Arkansas	Fayetteville, Ark.	UFA (SF)-'25
18	Armour-Davis, Jalyn	CB	6-1	200	9/3/99	4	Alabama	Mobile, Ala.	W (BAL)-'25
5	Ayomanor, Elic	WR	6-2	206	6/3/03	R	Stanford	Medicine Hat, Alberta, Can.	D4c-'25
48	Bachie, Joe	LB	6-2	235	2/26/98	5	Michigan State	Brook Park, Ohio	FA-'25
39	Baker Jr., Darrell	CB	6-1	190	3/27/98	3	Georgia Southern	Hephzibah, Ga.	W (IND)-'24
50	Barton, Cody	LB	6-2	237	11/13/96	7	Utah	Cottonwood Heights, Utah	UFA (DEN)-'25
30	Brooks, Kendell	DB	6-0	206	3/3/00	1	Michigan State	Swansea, S.C.	FA-'24
36	Chestnut, Julius	RB	5-11	228	10/26/00	4	Sacred Heart	Bowie, Md.	FA-'22
46	Cox, Morgan	LS	6-4	233	4/26/86	16	Tennessee	Collierville, Tenn.	UFA (BAL)-'21
78	Crenshaw-Dickson, Brandon	T	6-7	316	2/22/01	R	Florida	Inglewood, Calif.	FA-'25
79	Cushenberry III, Lloyd	C	6-4	315	11/22/97	6	Louisiana State	Carville, La.	UFA (DEN)-'24
71	Dellinger, Garrett	G	6-5	320	2/18/02	R	Louisiana State	Clarkson, Mich.	W (CLE)-'25
17	Dike, Chimere	WR	6-1	196	12/14/01	R	Florida	Waukesha, Wis.	D4a-'25
35	Elam, Kaiir	CB	6-1	191	5/5/01	4	Florida	Riviera Beach, Fla.	FA-'25
33	Gray, Cedric	LB	6-2	234	10/30/02	2	North Carolina	Charlotte, N.C.	D4-'24
41	Hallett II, Erick	S	5-11	200	4/24/00	1	Pittsburgh	Cypress, Texas	FA-'25
92	Harrell, Jaylen	OLB	6-4	247	5/1/02	2	Michigan	Tampa, Fla.	D7b-'24
26	Harris, Marcus	CB	5-11	188	3/6/01	R	California	Portland, Ore.	D6a-'25
3	Hekker, Johnny	P	6-5	225	2/8/90	14	Oregon State	Bothell, Wash.	UFA (CAR)-'25
84	Helm, Gunnar	TE	6-5	241	9/6/02	R	Texas	Englewood, Colo.	D4b-'25
37	Hooker, Amani	S	5-11	210	6/14/98	7	Iowa	Minneapolis, Minn.	D4-'19
11	Jefferson, Van	WR	6-1	200	7/26/96	6	Florida	Brentwood, Tenn.	UFA (PIT)-'25
56	Jones, Truman	OLB	6-3	255	5/13/00	1	Harvard	Atlanta, Ga.	FA-'25
69	Joseph-Day, Sebastian	DE	6-4	310	3/21/95	7	Rutgers	Stroudsburg, Pa.	UFA (SF)-'24
42	Kane, Sanoussi	S	5-11	210	10/6/01	2	Purdue	Harlem, N.Y.	FA-'25
49	Key, Arden	OLB	6-5	240	5/3/96	8	Louisiana State	Atlanta, Ga.	UFA (JAX)-'23
12	Kinsey, Mason	WR	5-11	200	8/29/98	3	Berry College	Demorest, Ga.	FA-'21
55	Latham, JC	T	6-6	342	2/8/03	2	Alabama	Oak Creek, Wis.	D1-'24
62	Levin, Corey	C/G	6-4	307	8/12/94	7	Chattanooga	Dacula, Ga.	W (NYJ)-'21
97	Lynch, James	DL	6-4	295	1/20/99	6	Baylor	Round Rock, Texas	FA-'24
88	Martin-Robinson, David	TE	6-3	247	12/26/99	2	Temple	Landisville, Pa.	FA-'24
54	Mausi, Dorian	LB	6-1	234	3/5/02	R	Auburn	Detroit, Mich.	W (MIN)-'25
75	Moore Jr., Dan	T	6-5	315	9/28/98	5	Texas A&M	Beaumont, Texas	UFA (PIT)-'25
67	Moss, Drew	G	6-3	303	5/21/03	R	Colorado State	Richardson, Texas	W (SF)-'25
31	Mullings, Kalel	RB	6-2	226	10/4/02	R	Michigan	Boston, Mass.	D6b-'25
85	Okonkwo, Chig	TE	6-3	238	9/8/99	4	Maryland	Powder Springs, Ga.	D4b-'22
20	Pollard, Tony	RB	6-0	209	4/30/97	7	Memphis	Memphis, Tenn.	UFA (DAL)-'24
13	Proche II, James	WR	5-11	193	9/21/96	6	Southern Methodist	Dallas, Texas	UFA (CLE)-'25
91	Ravenell, C.J.	DL	6-5	300	7/7/00	1	Missouri Western State	Santa Clarita, Calif.	W (BAL)-'25
28	Reed II, Jerrick	S	5-9	197	8/7/00	3	New Mexico	Olive Branch, Miss.	W (SEA)-'25
21	Robinson, Micah	CB	5-11	183	2/5/02	R	Tulane	Atlanta, Ga.	FA-'25
98	Simmons, Jeffery	DT	6-4	305	7/28/97	7	Mississippi State	Macon, Miss.	D1-'19
77	Skoronski, Peter	OL	6-4	313	7/31/01	3	Northwestern	Park Ridge, Ill.	D1-'23
64	Slater, Jackson	G	6-3	311	5/30/03	R	Sacramento State	Bellevue, Wash.	D5-'25
6	Slye, Joey	K	5-11	213	4/10/96	7	Virginia Tech	North Stafford, Va.	UFA (NE)-'25
2	Spears, Tyjae	RB	5-11	195	6/15/01	3	Tulane	Ponchatoula, La.	D3-'23
93	Sweat, T'Vondre	NT	6-4	366	7/11/01	2	Texas	Huntsville, Texas	D2-'24
90	Tuttle, Shy	DT	6-3	300	10/20/95	7	Tennessee	Midway, N.C.	FA-'25
72	Udoh, Olisaemeka	OL	6-6	320	2/14/97	7	Elon	Fayetteville, N.C.	UFA (NO)-'25
1	Ward, Cam	QB	6-2	219	5/25/02	R	Miami (Fla.)	West Columbia, Texas	D1-'25
53	Ward, Jihad	OLB	6-5	285	5/11/94	10	Illinois	Philadelphia, Pa.	FA-'25
52	Williams Sr., James	LB	6-4	232	2/15/03	2	Miami (Fla.)	Fort Lauderdale, Fla.	D7a-'24
70	Zeitler, Kevin	G	6-4	332	3/8/90	14	Wisconsin	Waukesha, Wis.	UFA (DET)-'25
	PRACTICE SQUAD (17):								
58	Agoha, David Ebuka	DE	6-4	252	5/18/01	1	No College	Bende in Abia State, Nigeria	FA'-25
67	Brewer, Chandler	OL	6-6	320	6/12/97	3	Middle Tennessee State	Florence, Ala.	FA-'24
29	Calligan, Keydrain	CB	6-0	200	12/4/01	R	Southeastern Louisiana	New Iberia, La.	FA-'25
40	Hall, Kemon	CB	5-11	190	6/2/97	4	North Texas	Calhoun City, Miss.	FA-'25
94	Horne, Timmy	DT	6-4	323	10/25/97	4	Kansas State	Wadesboro, N.C.	FA-'25
68	Horsley, Cam	DT	6-3	312	2/6/02	R	Boston College	Cinnaminson, N.J.	FA-'25
45	Lynn, Nate	OLB	6-3	252	7/6/02	1	William & Mary	Charlotte, N.C.	FA-'25
82	McCutcheon, Lance	WR	6-3	202	2/28/99	2	Montana State	Bozeman, Mont.	FA-'25
24	Mims, Jordan	RB	6-0	205	6/16/99	2	Fresno State	East Palo Alto, Calif.	FA-'25
61	Ojukwu, John	OL	6-5	309	1/9/99	2	Boise State	Boise, Idaho	FA-'23
81	Presley III, Hal	WR	6-3	210	1/22/02	R	Baylor	Mansfield, Texas	FA-'25
87	Restrepo, Xavier	WR	5-10	202	4/12/02	R	Miami (Fla.)	Coconut Creek, Fla.	FA-'25
15	Siemian, Trevor	QB	6-3	220	12/26/91	9	Northwestern	Windermere, Fla.	FA-'24
86	Turner, Cole	TE	6-6	240	3/16/00	3	Nevada	Clackamas, Ore.	FA-'25
96	Watkins, Carlos	DL	6-3	305	12/5/93	9	Clemson	Mooresboro, N.C.	FA-'25
60	Webb, Clay	G	6-3	312	3/28/00	R	Jacksonville State	Oxford, Ala.	FA-'25
19	Wilkerson, Kristian	WR	6-1	214	1/10/97	3	Missouri State	Memphis, Tenn.	FA-'25
	PRACTICE SQUAD INJURED (2):								
32	Watson, Blake (10/2)	RB	5-9	195	10/14/99	2	Memphis	Queens, N.Y.	FA-'25
83	Wilson, Joel (12/9)	TE	6-4	245	6/21/00	1	Central Michigan	Petoskey, Mich.	FA-'25
	RESERVE/INJURED (11):								
44	Brown, Mike (12/16)	S	6-1	218	4/7/99	3	Miami (Ohio)	Grand Rapids, Mich.	FA-'22
99	Gaye, Ali * (10/28)	OLB	6-6	265	11/29/97	2	Louisiana State	Lynnwood, Wash.	W (HOU)-'24
73	Hance, Blake * (10/30)	OL	6-5	310	1/11/96	5	Northwestern	Jacksonville, Ill.	UFA (JAX)-'25
8	Levis, Will (7/23)	QB	6-4	229	6/27/99	3	Kentucky	Madison, Conn.	D2-'23
7	Oladejo, Oluwafemi * (10/14)	OLB	6-3	259	9/20/03	R	UCLA	Sacramento, Calif.	D2-'25
80	Oliver, Bryce * (11/15)	WR	6-1	214	5/19/00	2	Youngstown State	Fort Lauderdale, Fla.	FA-'24
59	Orji, Anfernee (8/13)	LB	6-2	230	10/6/00	2	Vanderbilt	Rockwell, Texas	W (NO)-'25
0	Ridley, Calvin * (11/18)	WR	6-1	190	12/20/94	7	Alabama	Fort Lauderdale, Fla.	UFA (JAX)-'24
38	Sneed, L'Jarius * (10/23)	CB	6-1	192	1/21/97	6	Louisiana Tech	Minden, La.	T (KC)-'24
23	Winston Jr., Kevin (12/16)	S	6-2	213	12/2/03	R	Penn State	Columbia, Md.	D3-'25
25	Woods, Xavier (12/16)	S	5-11	200	7/26/95	9	Louisiana Tech	West Monroe, La.	UFA (CAR)-'25

Active Roster Count: 53 * - Eligible to Return From Reserve/Injured; ( ) - date placed on IR As of Dec. 16, 2025

INTERIM HEAD COACH: **MIKE McCOY**

ASSISTANT COACHES: **JOHN FASSEL** (special teams coordinator), **NICK HOLZ** (offensive coordinator), **DENNARD WILSON** (defensive coordinator), **DYLAN AUTENRIETH** (defensive quality control), **BRIAN BELL** (assistant director of sports performance), **BEN BLOOM** (outside linebackers), **TREVOR BROWDER** (offensive assistant), **FRANK BUSH** (linebackers), **KYLAN BUTLER** (offensive assistant), **STEVE DONATELL** (defensive assistant), **SCOTT FUCHS** (assistant offensive line), **BO HARDEGREE** (quarterbacks), **STEVE JACKSON** (secondary/safeties), **MATT JONES** (offensive assistant), **RANDY JORDAN** (running backs), **LORI LOCUST** (defensive assistant), **MARK LOVAT** (assistant strength and conditioning), **PAYTON McCOLLUM** (assistant quarterbacks), **TONY ODEN** (defensive passing game coordinator/cornerbacks), **TRACY ROCKER** (defensive Line), **JOHN SHAW** (assistant sports performance - speed training), **TRAVIS SMITH** (defensive run game coordinator), **RAYNA STEWART** (assistant special teams), **LUKE STOCKER** (tight ends), **GRANT THORNE** (assistant strength and conditioning), **TYKE TOLBERT** (wide receivers), **ZAC WOODFIN** (director of sports performance).

2025 TENNESSEE TITANS NUMERICAL ROSTER

NO.	NAME	POS.	HT.	WT.	AGE	EXP.	COLLEGE	HOMETOWN	ACQUIRED
1	Cam Ward	QB	6-2	219	23	R	Miami (Fla.)	West Columbia, Texas	D1-'25
2	Tyjae Spears	RB	5-11	195	24	3	Tulane	Ponchatoula, La.	D3-'23
3	Johnny Hekker	P	6-5	225	35	14	Oregon State	Bothell, Wash.	UFA (CAR)-'25
5	Elic Ayomanor	WR	6-2	206	22	R	Stanford	Medicine Hat, Alberta, Can.	D4c-'25
6	Joey Slye	K	5-11	213	29	7	Virginia Tech	North Stafford, Va.	UFA (NE)-'25
10	Brandon Allen	QB	6-2	209	33	9	Arkansas	Fayetteville, Ark.	UFA (SF)-'25
11	Van Jefferson	WR	6-1	200	29	6	Florida	Brentwood, Tenn.	UFA (PIT)-'25
12	Mason Kinsey	WR	5-11	200	27	3	Berry College	Demorest, Ga.	FA-'21
13	James Proche II	WR	5-11	193	29	6	Southern Methodist	Dallas, Texas	UFA (CLE)-'25
17	Chimere Dike	WR	6-1	196	24	R	Florida	Waukesha, Wis.	D4a-'25
18	Jalyn Armour-Davis	CB	6-1	200	26	4	Alabama	Mobile, Ala.	W (BAL)-'25
20	Tony Pollard	RB	6-0	209	28	7	Memphis	Memphis, Tenn.	UFA (DAL)-'24
21	Micah Robinson	CB	5-11	183	23	R	Tulane	Atlanta, Ga.	FA-'25
26	Marcus Harris	CB	5-11	188	24	R	California	Portland, Ore.	D6a-'25
28	Jerrick Reed II	S	5-9	197	25	3	New Mexico	Olive Branch, Miss.	W (SEA)-'25
30	Kendell Brooks	DB	6-0	206	25	1	Michigan State	Swansea, S.C.	FA-'24
31	Kalel Mullings	RB	6-2	226	23	R	Michigan	Boston, Mass.	D6b-'25
33	Cedric Gray	LB	6-2	234	23	2	North Carolina	Charlotte, N.C.	D4-'24
35	Kaiir Elam	CB	6-1	191	24	4	Florida	Riviera Beach, Fla.	FA-'25
36	Julius Chestnut	RB	5-11	228	25	4	Sacred Heart	Bowie, Md.	FA-'22
37	Amani Hooker	S	5-11	210	27	7	Iowa	Minneapolis, Minn.	D4-'19
39	Darrell Baker Jr.	CB	6-1	190	27	3	Georgia Southern	Hephzibah, Ga.	W (IND)-'24
41	Erick Hallett II	S	5-11	200	25	1	Pittsburgh	Cypress, Texas	FA-'25
42	Sanoussi Kane	S	5-11	210	24	2	Purdue	Harlem, N.Y.	FA-'25
46	Morgan Cox	LS	6-4	233	39	16	Tennessee	Collierville, Tenn.	UFA (BAL)-'21
48	Joe Bachie	LB	6-2	235	27	5	Michigan State	Brook Park, Ohio	FA-'25
49	Arden Key	OLB	6-5	240	29	8	Louisiana State	Atlanta, Ga.	UFA (JAX)-'23
50	Cody Barton	LB	6-2	237	29	7	Utah	Cottonwood Heights, Utah	UFA (DEN)-'25
52	James Williams Sr.	LB	6-4	232	22	2	Miami (Fla.)	Fort Lauderdale, Fla.	D7a-'24
53	Jihad Ward	OLB	6-5	285	31	10	Illinois	Philadelphia, Pa.	FA-'25
54	Dorian Mausi	LB	6-1	234	23	R	Auburn	Detroit, Mich.	W (MIN)-'25
55	JC Latham	T	6-6	342	22	2	Alabama	Oak Creek, Wis.	D1-'24
56	Truman Jones	OLB	6-3	255	25	1	Harvard	Atlanta, Ga.	FA-'25
62	Corey Levin	C/G	6-4	307	31	7	Chattanooga	Dacula, Ga.	W (NYJ)-'21
64	Jackson Slater	G	6-3	311	22	R	Sacramento State	Bellevue, Wash.	D5-'25
67	Drew Moss	G	6-3	303	22	R	Colorado State	Richardson, Texas	W (SF)-'25
69	Sebastian Joseph-Day	DE	6-4	310	30	7	Rutgers	Stroudsburg, Pa.	UFA (SF)-'24
70	Kevin Zeitler	G	6-4	332	35	14	Wisconsin	Waukesha, Wis.	UFA (DET)-'25
71	Garrett Dellinger	G	6-5	320	23	R	Louisiana State	Clarkson, Mich.	W (CLE)-'25
72	Olisaemeka Udoh	OL	6-6	320	28	7	Elon	Fayetteville, N.C.	UFA (NO)-'25
75	Dan Moore Jr.	T	6-5	315	27	5	Texas A&M	Beaumont, Texas	UFA (PIT)-'25
77	Peter Skoronski	OL	6-4	313	24	3	Northwestern	Park Ridge, Ill.	D1-'23
78	Brandon Crenshaw-Dickson	T	6-7	316	24	R	Florida	Inglewood, Calif.	FA-'25
79	Lloyd Cushenberry III	C	6-4	315	28	6	Louisiana State	Carville, La.	UFA (DEN)-'24
84	Gunnar Helm	TE	6-5	241	23	R	Texas	Englewood, Colo.	D4b-'25
85	Chig Okonkwo	TE	6-3	238	26	4	Maryland	Powder Springs, Ga.	D4b-'22
88	David Martin-Robinson	TE	6-3	247	25	2	Temple	Landisville, Pa.	FA-'24
90	Shy Tuttle	DT	6-3	300	30	7	Tennessee	Midway, N.C.	FA-'25
91	C.J. Ravenell	DL	6-5	300	25	1	Missouri Western State	Santa Clarita, Calif.	W (BAL)-'25
92	Jaylen Harrell	OLB	6-4	247	23	2	Michigan	Tampa, Fla.	D7b-'24
93	T'Vondre Sweat	NT	6-4	366	24	2	Texas	Huntsville, Texas	D2-'24
97	James Lynch	DL	6-4	295	26	6	Baylor	Round Rock, Texas	FA-'24
98	Jeffery Simmons	DT	6-4	305	28	7	Mississippi State	Macon, Miss.	D1-'19
	PRACTICE SQUAD (17):								
15	Trevor Siemian	QB	6-3	220	33	9	Northwestern	Windermere, Fla.	FA-'24
19	Kristian Wilkerson	WR	6-1	214	28	3	Missouri State	Memphis, Tenn.	FA-'25
24	Jordan Mims	RB	6-0	205	26	2	Fresno State	East Palo Alto, Calif.	FA-'25
29	Keydrain Calligan	CB	6-0	200	24	R	Southeastern Louisiana	New Iberia, La.	FA-'25
40	Kemon Hall	CB	5-11	190	28	4	North Texas	Calhoun City, Miss.	FA-'25
45	Nate Lynn	OLB	6-3	252	23	1	William & Mary	Charlotte, N.C.	FA-'25
58	David Ebuka Agoha	DE	6-4	252	24	1	No College	Bende in Abia State, Nigeria	FA'-25
60	Clay Webb	G	6-3	312	25	R	Jacksonville State	Oxford, Ala.	FA-'25
61	John Ojukwu	OL	6-5	309	26	2	Boise State	Boise, Idaho	FA-'23
66	Chandler Brewer	OL	6-6	320	28	3	Middle Tennessee State	Florence, Ala.	FA-'24
68	Cam Horsley	DT	6-3	312	23	R	Boston College	Cinnaminson, N.J.	FA-'25
81	Hal Presley III	WR	6-3	210	23	R	Baylor	Mansfield, Texas	FA-'25
82	Lance McCutcheon	WR	6-3	202	26	2	Montana State	Bozeman, Mont.	FA-'25
86	Cole Turner	TE	6-6	240	25	3	Nevada	Clackamas, Ore.	FA-'25
87	Xavier Restrepo	WR	5-10	202	23	R	Miami (Fla.)	Coconut Creek, Fla.	FA-'25
94	Timmy Horne	DT	6-4	323	28	4	Kansas State	Wadesboro, N.C.	FA-'25
96	Carlos Watkins	DL	6-3	305	32	9	Clemson	Mooresboro, N.C.	FA-'25
	PRACTICE SQUAD INJURED (2):								
32	Blake Watson (10/2)	RB	5-9	195	26	2	Memphis	Queens, N.Y.	FA-'25
83	Joel Wilson (12/9)	TE	6-4	245	25	1	Central Michigan	Petoskey, Mich.	FA-'25
	RESERVE/INJURED (11):								
0	Calvin Ridley * (11/18)	WR	6-1	190	30	7	Alabama	Fort Lauderdale, Fla.	UFA (JAX)-'24
7	Oluwafemi Oladejo * (10/14)	OLB	6-3	259	22	R	UCLA	Sacramento, Calif.	D2-'25
8	Will Levis (7/23)	QB	6-4	229	26	3	Kentucky	Madison, Conn.	D2-'23
23	Kevin Winston Jr. (12/16)	S	6-2	213	22	R	Penn State	Columbia, Md.	D3-'25
25	Xavier Woods (12/16)	S	5-11	200	30	9	Louisiana Tech	West Monroe, La.	UFA (CAR)-'25
38	L'Jarius Sneed * (10/23)	CB	6-1	192	28	6	Louisiana Tech	Minden, La.	T (KC)-'24
44	Mike Brown (12/16)	S	6-1	218	26	3	Miami (Ohio)	Grand Rapids, Mich.	FA-'22
59	Anfernee Orji (8/13)	LB	6-2	230	25	2	Vanderbilt	Rockwell, Texas	W (NO)-'25
73	Blake Hance * (10/30)	OL	6-5	310	29	5	Northwestern	Jacksonville, Ill.	UFA (JAX)-'25
80	Bryce Oliver * (11/15)	WR	6-1	214	25	2	Youngstown State	Fort Lauderdale, Fla.	FA-'24
99	Ali Gaye * (10/28)	OLB	6-6	265	28	2	Louisiana State	Lynnwood, Wash.	W (HOU)-'24

Active Roster Count: 53 * - Eligible to Return From Reserve/Injured; ( ) - date placed on IR As of Dec. 16, 2025

INTERIM HEAD COACH: MIKE McCOY
ASSISTANT COACHES: JOHN FASSEL (special teams coordinator), **NICK HOLZ** (offensive coordinator), **DENNARD WILSON** (defensive coordinator), **DYLAN AUTENRIETH** (defensive quality control), **BRIAN BELL** (assistant director of sports performance), **BEN BLOOM** (outside linebackers), **TREVOR BROWDER** (offensive assistant), **FRANK BUSH** (linebackers), **KYLAN BUTLER** (offensive assistant), **STEVE DONATELL** (defensive assistant), **SCOTT FUCHS** (assistant offensive line), **BO HARDEGREE** (quarterbacks), **STEVE JACKSON** (secondary/safeties), **MATT JONES** (offensive assistant), **RANDY JORDAN** (running backs), **LORI LOCUST** (defensive assistant), **MARK LOVAT** (assistant strength and conditioning), **PAYTON McCOLLUM** (assistant quarterbacks), **TONY ODEN** (defensive passing game coordinator/cornerbacks), **TRACY ROCKER** (defensive Line), **JOHN SHAW** (assistant sports performance - speed training), **TRAVIS SMITH** (defensive run game coordinator), **RAYNA STEWART** (assistant special teams), **LUKE STOCKER** (tight ends), **GRANT THORNE** (assistant strength and conditioning), **TYKE TOLBERT** (wide receivers), **ZAC WOODFIN** (director of sports performance).

HOW ACQUIRED KEY: FA (free agent), UFA (unrestricted free agent), RFA (restricted free agent), D (draft pick), W (waivers), T (trade)

TENNESSEE TITANS

MIKE McCOY TRANSCRIPT

INTERIM HEAD COACH MIKE MCCOY PRESS CONFERENCE TRANSCRIPT

Monday, December 15, 2025

(on the importance for an offense to avoid three-and-outs to give the defense a break)

It's critical, whether it's the start of the game or the start of the second half, that's something we just talked about as a staff, is we got to do a better job. You want to get off to a fast start in the game, go down and get points, and same thing as you come out in the second half, change the momentum of the game. You get out there, you get a long drive, get some points, but it's critical to any—really, not just the start of the game or the start of the second half, which we got to do better, but any time during the game, especially when you're playing against an explosive offense that's so efficient as San Francisco is that you want to keep them off the field and not have the three-and-outs. So, it's critical that we do a better job with that.

(on if he has spoken to Jeffery Simmons since his house was broken into and how is he doing)

I have not personally talked to him. A number of people have. And we're taking care of that. We're trying to help him as much as we possibly can.

(on if they talk about security and safety with the players)

Yeah, every year throughout the offseason program, through training camp, there's a number of discussions. Certain things you talk to the players about, and educate them about, and try to help them any way you possibly can and let them know there's so many resources out there within the organization that we can help these people with, help the players with, and do whatever we can to help them and their families as much as possible.

(on the run game emerging the last couple weeks and what has sparked that)

We got to a certain point where we had to change. We had to do something different. After the Jacksonville game, we had gone into the game playing, this is what we wanted to do. And Tony (Pollard) was efficient to a certainly point, but we didn't have enough attempts. And that's one thing, depending on how the game's going earlier in the year, that sometimes you get away with it in the second half. And all of a sudden, those two and three yard carries in the first half become bigger plays in the second half. The type of game, we knew we were going into Cleveland to play, take everything into consideration, the weather there and everything like that, we had to run the football. And especially with Myles (Garrett) out there rushing the passer, we said, 'Hey, we're going to go in and run the ball. We have to establish the run.' And you always talk about running the football, but obviously, the last two weeks, the number of attempts have gone up significantly. And you see the production, and it just changes the identity of your football team and the way you play. And it just helps everything else. It makes the passing game—it helps Cam (Ward) a ton. Obviously, it slows down the pass rush. And you have to have balance. But I give all the guys credit, the coaching staff, putting the plans together and the players go out and execute it. You love the mindset of the players when you run the football the way we had the past two weeks. So it's been great. And we got to continue to build off of that moving forward.

(on if the offense has shown growth over the last few weeks and if there is an emphasis to unlock Cam Ward more)

I think the great thing is the growth you see is the running game, the production in the running game, and that helps. You can't just drop back and try to throw it all the time. So you see the

efficiency that we've been playing with, the balance you play with, the complementary football. Jeff (Simmons) gets the turnover in the game, gets the sack-fumble type play. Here we go. Next thing you know, you get the ball, and we score a touchdown after that. So that's the complementary part, and that's what you have to do it in order to score some more points and. Yeah, with regards to Cam (Ward), you're trying to get him better every week. And there's something that he's improved on week in, week out. You saw the way he executed the two-minute drive at the end of half, getting an opportunity to kick a field goal, unfortunately missed it. Some of the plays he made out of the pocket, referring back, we made the big scramble and threw it to Jeff. What an amazing play by those two guys. So yeah, you're always trying to help Cam get better week in, and week out, and there's always something you're trying to improve on.

(on preparing for the Chiefs who will be without Patrick Mahomes)

First off, it's a tough situation for everybody. Thinking of Pat(rick Mahomes), one of the great competitors in the league. Not only what he means to the organization, but what he means to the NFL. The championship games, the Super Bowl(s), the success, the type of person he is on and off the field. Everything he does, not just for the NFL, but the community. He's a great father. This is the bad part of the business. When you see something like this, if you're participating in a game or you see something on a highlight after our game, you see certain things, when guys go down, it just, you feel for them. These players, they work so hard. They put so much time and effort into it. And then something like this comes up. You just feel for him. But we wish him all nothing but the best. We know the type of person he is, his work ethic. He'll come back stronger than ever. But it's tough. This is a tough one for everybody involved.

(on how fans should view Cam Ward's season to date)

Well, it's a typical rookie season. I think for a rookie quarterback, there's going to be good and there's going to be bad. There's the ups and downs. You're learning every week. And like I've always told Cam, 'Mistakes are on me.' There's going be certain things that come up in a game. You put a play in, it's designed for a certain coverage and you don't see that coverage. And because a lot of times you get two reps in play, certain plays when you put new plays in, different coverage and things like that, and then it's whole different look. So, he's always learning. And I think that's the one thing you see throughout the year that he's got better week in and week out. And there's going to be some mistakes. There's going be some misthrows. He's going take a sack at times, things like that. But you're always coaching him. And the one thing that's great about Cam (Ward) is he wants to be great. He wants to play the perfect game. And you're never going to play a perfect game, but I think you see the growth week in, and week out. There's always going to some things on a weekly basis at the end of the game, you're going to look back and say, 'Hey, here's some things you've got to do better.' But he's heading in the right direction. He's got a very bright future. And we're going win a lot of games with him.

(on how the offensive line has been playing over the last couple weeks)

The offensive line, they want to run it 50 times a game. They want run the football. There's a mentality. There's mindset the offensive has. So I think they've done a great job, especially last week, going into Cleveland saying, 'Hey, listen. This is what we're going to do. This is how we're going to do it. This is we have to play.' And I think the entire team has kind of fed off of that.

(on Gunnar Helm's evolution this season and how productive he has been)

I'm very happy for Gunnar (Helm), the success he's had. And give Luke Stocker a ton of credit for the way he's helped him become a pro. And it all started—we always knew the type of receiver he

could be in the passing game. But the way he's improved from the OTAs, through training camp, through the season of blocking. And that's the big thing. That was the next step for him. But it's not shocking at all with the success he's had in the passing game, we knew he could do that. But I'm just, as impressed in his run blocking. And give Luke a ton of credit for helping him. I think Gunnar would say the exact same thing. With Luke's experience being a player and a great coach, he's really helped the entire tight end room.

(on Cedric Gray having 15, 16, 17 tackles a game is a good sign for the defense or a deficiency that one guy is carrying so much of the load)

Well, it depends on what type of tackles they are. But I think when you look at Ced(ric Gray) the way he's playing, and if it's the run game, there's certain things that you're playing a certain scheme where he should be making those plays. And in the passing game, you're always going to have a couple of those plays, either throwing the ball to the running backs, or there are certain check downs or underneath throws that you are going to make those tackles. But give Ced a ton of credit week in and week out. He's been way up there in the tackles, and he's made the most of his opportunity this year playing.

(on updates on injuries from the game)

No updates. Some guys are going through all the testing and everything like that so in the next day or two we'll have more information for you guys.

(on the challenges of preparing for a lot of O-line different combinations and how the unit preformed)

Yeah, like I told you guys last week, and even in the production meeting Saturday night, we weren't really sure who was going to be playing, just because we wanted to get to Sunday morning, see how guys were feeling. And we worked a number of different guys. Some guys didn't practice as much as they normally do last week. So it was kind of up in the air, and bringing a practice squad elevation up, and just moving guys around. We weren't really sure. And we had to make sure that come Sunday morning, certain guys were feeling a certain way. We put (Kevin) Zeitler through a workout Saturday morning. It was one of those weeks that come up every so often in the NFL that you're just really not sure until you get to Sunday. But give the coaches and the players a ton of credit for the adjustments we made. Obviously, Corey (Levin), he's done a little bit of everything for us. And we weren't sure if Zeitler was going to play during the week. So there's a possibility Corey might be playing guard. And then, we were getting Cush (Lloyd Cushenberry II) back in there and seeing how he felt. So there's a number of things. And we were just taking it one day at a time. We went through the week of practice and kind of just see what was going to be the best combination with five guys, who were the healthiest guys to play. And give those guys all credit for the way they played in the game and did a great job in the running game, no sacks, things like that. It was an outstanding performance by those guys to just adjusting. And then obviously, when Zeit (Kevin Zeitler) went down, Corey went in and we just kept rolling. So, very pleased and happy with what they did throughout the game.

(on what has allowed the O-line to step up and perform like they have)

It just goes to the number of attempts per game. Any time—it's tough as an offensive lineman, when you only run it 12, 15, whatever teens it is in a game, you don't get in a rhythm. It's like a passer, same thing. And then all of a sudden, you start running at 25, 35. Well, whatever the numbers are, it helps. Just because you run the ball early in the game, it’s a two- or three-yard gain doesn't mean it's a bad play. And all of a sudden, as you start running, and as you guys saw the last two weeks, even

at the end of a half situation or third down, you start running the ball more. Now all of sudden, you start seeing more explosive runs. And I think it's just a commitment to the run. You've got to do it. It builds confidence in the offensive line. That's the way they want to play. They want the repeat plays when things come up and they work. And just, I think, see the way the backs have run the past couple of weeks. They're loving it, too. So you get more in a rhythm. Instead of just running it a couple of times in a game, you commit to it, and you run it 30-something times. It helps everybody.

(on Jihad Ward)

Yeah, he's the vet you love to have on your team. Just the work ethic, the way he goes out there and practices, the leadership, his production on the field, that's what you love about those older guys. And you kind of joke about their ages at time here and there, but when you get the two pros on there, they help everybody understand the way you go about your business on a daily basis. So I can't thank him enough for what he's done and his leadership and it's just a great example for younger guys to look at and say, 'This is how you do it.'

(on if there is value getting Oluwafemi Oladejo back this late in the season)

Yeah, I think he's working extremely hard. There's a possibility that he gets back out there. But we'll wait to see ‘til Wednesday to see exactly where he's at or whenever that time is. But I think there's definitely benefits for the players to come out, even if it's just through practices and things like that. You get back on the field, you get your confidence back, coming off an injury like that, so we'll see. We got a couple of those guys that might be able to come back up. We'll see where they are later in the week.

TENNESSEE TITANS

GAME-BY-GAME STATISTICS

2025 TITANS GAME-BY-GAME OFFENSIVE STATISTICS

	Sept 7 @ DEN	Sept 14 LAR	Sept 21 IND	Sept 28 @ HOU	Oct 5 @ ARI	Oct 12 @ LVR	Oct 19 NE	Oct 26 @ IND	Nov 2 LAC	Nov 16 HOU	Nov 23 SEA	Nov 30 JAX	Dec 7 @ CLE	Dec 14 @ SF	Dec 21 KC	Dec 28 NO	W18 @ JAX	2025 Totals
Points	12	19	20	0	22	10	13	14	20	13	24	3	31	24				225
1st Qtr	3	0	3	0	3	0	10	0	14	3	3	3	14	3				59
2nd Qtr	6	13	3	0	3	0	3	7	3	0	0	0	0	7				45
3rd Qtr	3	3	7	0	0	3	0	0	0	3	14	0	7	0				40
4th Qtr	0	3	7	0	16	7	0	7	3	7	7	0	10	14				81
Overtime	0	0	0	0	0	0	0	0	0	0	0	0	0	0				0
TDs (Ru-P-Ret)	0-0-0	0-1-0	1-1-0	0-0-0	1-0-1	0-1-0	0-1-0	1-1-0	0-0-2	0-1-0	1-1-1	0-0-0	2-2-0	1-2-0				7-11-4
PATs (M/A)	0-0	1-1	2-2	0-0	1-2	1-1	1-1	2-2	2-2	1-1	3-3	0-0	4-4	3-3				21-22
2PT Convs (M/A)	0-0	0-0	0-0	0-0	0-0	0-0	0-0	0-0	0-0	0-0	0-0	0-0	0-0	0-0				0-0
FGs (M/A)	4-4	4-4	2-4	0-2	3-3	1-1	2-2	0-1	2-2	2-2	1-1	1-1	1-1	1-2				24-30
Safeties	0	0	0	0	0	0	0	0	0	0	0	0	0	0				0
First Downs	7	18	21	10	20	15	16	20	10	14	18	11	13	18				211
Rushing	2	7	8	3	6	3	1	5	3	2	5	5	7	9				66
Passing	5	10	11	5	12	11	14	13	7	10	12	4	6	8				128
Penalty	0	1	2	2	2	1	1	2	0	2	1	2	0	1				17
3rd Down Conv (M/A)	2-14	6-15	5-14	2-11	5-15	3-13	3-10	6-15	1-9	6-15	6-17	2-12	6-17	3-9				56-186
3rd Down Conv Pct	14.29%	40.00%	35.71%	18.18%	33.33%	23.08%	30.00%	40.00%	11.11%	40.00%	35.29%	16.67%	35.29%	33.33%				30.11%
4th Down Conv (M/A)	0-1	1-1	1-2	0-1	0-1	2-2	0-2	1-3	0-1	0-0	5-7	1-4	0-0	2-2				13-27
4th Down Conv Pct	0.00%	100.00%	50.00%	0.00%	0.00%	100.00%	0.00%	33.33%	0.00%	0.00%	71.43%	25.00%	0.00%	100.00%				48.15%
Red Zone Conv (M/A)	0-2	1-3	2-2	0-0	1-2	1-2	0-0	2-3	0-2	1-1	2-3	0-1	2-2	2-3				14-26
Red Zone Conv Pct	0.00%	33.33%	100.00%	0.00%	50.00%	50.00%	0.00%	66.67%	0.00%	100.00%	66.67%	0.00%	100.00%	66.67%				53.85%
Goal to Go Conv (M/A)	0-1	1-1	2-2	0-0	1-2	1-1	0-0	1-2	0-1	1-1	2-3	0-0	1-1	2-3				12-18
Goal to Go Conv Pct	0.00%	100.00%	100.00%	0.00%	50.00%	100.00%	0.00%	50.00%	0.00%	100.00%	66.67%	0.00%	100.00%	66.67%				66.67%
Total Net Yards	133	252	282	175	327	225	255	341	206	229	296	188	292	306				3507
Total Off. Plays	55	64	65	46	65	59	51	67	44	57	68	55	64	49				809
Avg. Gain Per Play	2.4	3.9	4.3	3.8	5.0	3.8	5.0	5.1	4.7	4.0	4.4	3.4	4.6	6.2				4.3
Net Yards Rushing	71	109	86	82	78	65	39	113	88	58	64	67	184	136				1240
Total Rushing Plays	21	26	23	18	24	15	12	25	19	17	22	14	35	20				291
Avg. Gain Per Rush	3.4	4.2	3.7	4.6	3.3	4.3	3.3	4.5	4.6	3.4	2.9	4.8	5.3	6.8				4.3
Net Yards Passing	62	143	196	93	249	160	216	228	118	171	232	121	108	170				2267
Times Sacked	6	5	4	2	2	6	5	4	4	3	4	3	1	0				49
Yards Lost on Sacks	50	32	23	15	16	62	39	31	27	23	24	20	9	0				371
Gross Yards Passing	112	175	219	108	265	222	255	259	145	194	256	141	117	170				2638
Pass Attempts	28	33	38	26	39	38	34	38	21	37	42	38	28	29				469
Pass Completions	12	19	23	10	21	26	25	22	12	24	28	24	14	18				278
Completion Pct	42.86%	57.58%	60.53%	38.46%	53.85%	68.42%	73.53%	57.89%	57.14%	64.86%	66.67%	63.16%	50.00%	62.07%				59.28%
Avg. Gain Per Pass	1.8	3.8	4.7	3.3	6.1	3.6	5.5	5.4	4.7	4.3	5.0	3.0	3.7	5.9				4.4
Interceptions	0	0	1	1	1	1	1	1	0	0	0	0	1	0				7
Fumbles / Fum. Lost	2-2	1-1	0-0	0-0	1-1	2-2	1-1	0-0	2-0	2-1	0-0	3-2	0-0	0-0				14-10
Penalties	13	10	8	4	6	7	3	3	7	9	10	10	11	7				108
PenaltyYards	131	62	68	35	35	34	15	34	60	62	63	86	85	57				827
Punts	8	5	1	5	5	5	3	5	5	6	3	5	8	3				67
Gross Punting Average	49.4	50.0	52.0	42.6	54.2	44.0	40.7	43.0	37.4	50.8	45.0	46.4	47.9	45.3				46.5
Touchbacks	1	0	0	0	1	0	0	1	0	0	0	1	2	0				6
Inside20	2	2	0	2	3	0	2	1	2	1	0	0	2	1				18
Punts Blocked	0	0	0	0	0	0	0	0	0	0	0	0	0	0				0
Net Punting Average	41.0	47.2	52.0	39.6	47.0	34.6	40.7	32.4	35.6	44.5	31.7	39.6	40.9	39.3				40.1
Punt Returns	1	2	0	0	3	0	1	0	3	2	1	5	1	0				19
Punt Return Yards	12	37	0	0	33	0	15	0	98	1	90	76	-2	0				360
Punt Return Avg.	12.0	18.5	0.0	0.0	11.0	0.0	15.0	0.0	32.7	0.5	90.0	15.2	-2.0	0.0				18.9
Fair Catches	2	0	1	0	3	4	3	2	1	1	1	2	3	0				23
Kickoff Returns	4	5	6	6	4	3	3	7	4	2	6	3	1	4				58
Kickoff Return Yards	144	83	162	141	136	66	84	175	117	49	130	76	41	90				1494
Kickoff Return Avg.	36.0	16.6	27.0	23.5	34.0	22.0	28.0	25.0	29.3	24.5	21.7	25.3	41.0	22.5				25.8
Time of Possession	28:04	30:07	31:19	21:39	27:20	27:34	22:48	34:21	25:40	28:57	37:25	28:34	31:56	22:55				28:29
Turnover Ratio	+2	0	-1	-1	+1	-2	-2	-1	+1	-1	0	-2	+1	+1				-4

2025 TITANS GAME-BY-GAME DEFENSIVE STATISTICS

	Sept 7 @ DEN	Sept 14 LAR	Sept 21 IND	Sept 28 @ HOU	Oct 5 @ ARI	Oct 12 @ LVR	Oct 19 NE	Oct 26 @ IND	Nov 2 LAC	Nov 16 HOU	Nov 23 SEA	Nov 30 JAX	Dec 7 @ CLE	Dec 14 @ SF	Dec 21 KC	Dec 28 NO	W18 @ JAX	2025 Totals
Points	20	33	41	26	21	20	31	38	27	16	30	25	29	37				394
1st Qtr	3	7	17	3	14	3	3	10	7	0	3	7	3	7				87
2nd Qtr	7	3	3	3	7	7	14	7	13	0	13	11	14	10				112
3rd Qtr	3	10	14	0	0	7	14	14	0	10	14	7	0	14				107
4th Qtr	7	13	7	20	0	3	0	7	7	6	0	0	12	6				88
Overtime	0	0	0	0	0	0	0	0	0	0	0	0	0	0				0
TDs (Ru-P-Ret)	1-1-0	2-2-0	3-1-1	1-2-0	3-0-0	1-1-0	1-2-1	2-3-0	1-2-0	0-1-0	1-2-0	1-2-0	1-3-0	1-3-0				19-25-2
PATs (M/A)	2-2	3-4	5-5	2-2	3-3	2-2	4-4	5-5	3-3	1-1	3-3	2-2	2-2	4-4				41-42
2PT Convs (M/A)	0-0	0-0	0-0	0-1	0-0	0-0	0-0	0-0	0-0	0-0	0-0	1-1	0-2	0-0				1-4
FGs (M/A)	2-2	2-2	2-3	2-3	0-0	2-2	1-1	1-1	2-2	3-3	3-3	1-1	1-1	3-3				25-27
Safeties	0	0	0	0	0	0	0	0	0	0	0	0	0	0				0
First Downs	20	22	22	20	16	16	22	21	21	20	19	20	22	28				289
Rushing	5	8	9	10	7	4	9	7	8	5	8	3	5	7				95
Passing	9	12	10	9	8	9	13	14	12	13	9	13	13	18				162
Penalty	6	2	3	1	1	3	0	0	1	2	2	4	4	3				32
3rd Down Conv (M/A)	6-15	5-12	2-8	6-15	7-16	6-13	5-12	3-9	7-13	4-13	2-7	3-13	6-14	9-15				71-175
3rd Down Conv Pct	40.00%	41.67%	25.00%	40.00%	43.75%	46.15%	41.67%	33.33%	53.85%	30.77%	28.57%	23.08%	42.86%	60.00%				40.57%
4th Down Conv (M/A)	0-2	1-1	2-2	3-3	0-0	1-1	2-2	1-1	0-0	0-1	0-1	1-1	0-0	1-1				12-16
4th Down Conv Pct	0.00%	100.00%	100.00%	100.00%	0.00%	100.00%	100.00%	100.00%	0.00%	0.00%	0.00%	100.00%	0.00%	100.00%				75.00%
Red Zone Conv (M/A)	1-3	3-6	2-4	2-2	3-4	2-4	2-3	3-4	3-4	1-3	2-4	2-2	3-3	4-6				33-52
Red Zone Conv Pct	33.33%	50.00%	50.00%	100.00%	75.00%	50.00%	66.67%	75.00%	75.00%	33.33%	50.00%	100.00%	100.00%	66.67%				63.46%
Goal to Go Conv (M/A)	0-0	2-5	2-2	0-0	2-2	2-2	2-2	0-0	2-2	1-2	1-2	2-2	3-3	3-3				22-27
Goal to Go Conv Pct	0.00%	40.00%	100.00%	0.00%	100.00%	100.00%	100.00%	0.00%	100.00%	50.00%	50.00%	100.00%	100.00%	100.00%				81.48%
Total Net Yards	317	439	365	353	360	226	387	420	343	315	353	272	412	430				4992
Total Off. Plays	71	59	53	65	64	57	64	52	65	68	47	57	64	70				856
Avg. Gain Per Play	4.5	7.4	6.9	5.4	5.6	4.0	6.0	8.1	5.3	4.6	7.5	4.8	6.4	6.1				5.8
Net Yards Rushing	151	149	137	129	168	68	175	164	131	75	114	70	61	138				1730
Total Rushing Plays	30	25	28	35	29	32	36	18	30	23	20	27	20	38				391
Avg. Gain Per Rush	5.0	6.0	4.9	3.7	5.8	2.1	4.9	9.1	4.4	3.3	5.7	2.6	3.1	3.6				4.4
Net Yards Passing	166	290	228	224	192	158	212	256	212	240	239	202	351	292				3262
Times Sacked	1	1	0	2	3	2	4	3	6	4	1	3	2	2				34
Yards Lost on Sacks	10	8	0	9	28	16	22	16	38	34	5	27	13	3				229
Gross Yards Passing	176	298	228	233	220	174	234	272	250	274	244	229	364	295				3491
Pass Attempts	40	33	25	28	32	23	24	31	29	41	26	27	42	30				431
Pass Completions	25	23	18	22	23	17	22	21	19	26	16	16	23	23				294
Completion Pct	62.50%	69.70%	72.00%	78.57%	71.88%	73.91%	91.67%	67.74%	65.52%	63.41%	61.54%	59.26%	54.76%	76.67%				68.21%
Avg. Gain Per Pass	4.0	8.5	9.1	7.5	5.5	6.3	7.6	7.5	6.1	5.3	8.9	6.7	8.0	9.1				7.0
Interceptions	2	1	0	0	0	1	0	0	1	0	0	0	1	0				6
Fumbles / Fum. Lost	2-2	1-0	0-0	0-0	3-3	0-0	0-0	0-0	1-0	0-0	0-0	0-0	2-1	1-1				10-7
Penalties	6	4	4	6	8	6	5	3	3	5	11	13	7	6				87
PenaltyYards	45	29	23	50	47	27	36	32	20	53	69	98	50	30				609
Punts	3	3	1	3	7	4	4	4	4	5	2	7	7	0				54
Gross Punting Average	48.0	48.3	46.0	44.0	52.4	41.8	37.5	47.3	52.3	41.6	53.0	44.7	31.7	0.0				44.4
Touchbacks	0	0	0	0	1	0	0	0	0	1	0	0	0	0				2
Inside20	3	1	1	2	2	4	1	1	0	4	0	1	1	0				21
Punts Blocked	0	0	0	0	0	0	0	0	0	0	0	0	1	0				1
Net Punting Average	44.0	36.0	46.0	44.0	44.9	41.8	33.8	47.3	27.8	37.4	8.0	33.9	32.0	0.0				37.0
Punt Returns	4	2	0	3	2	3	0	2	2	5	3	1	4	1				32
Punt Return Yards	47	14	0	15	16	47	0	33	9	38	40	14	16	18				307
Punt Return Avg.	11.8	7.0	0.0	5.0	8.0	15.7	0.0	16.5	4.5	7.6	13.3	14.0	4.0	18.0				9.6
Fair Catches	3	2	1	2	0	1	1	2	3	0	0	2	1	0				18
Kickoff Returns	3	3	3	1	4	2	2	2	3	2	3	2	5	2				37
Kickoff Return Yards	82	80	104	26	90	57	40	42	72	51	56	58	113	53				924
Kickoff Return Avg.	27.3	26.7	34.7	26.0	22.5	28.5	20.0	21.0	24.0	25.5	18.7	29.0	22.6	26.5				25.0
Time of Possession	31:56	29:53	28:41	38:21	32:40	32:26	37:12	25:39	34:20	31:03	22:35	31:26	28:04	37:05				31:32

2025 TENNESSEE TITANS GAME-BY-GAME INDIVIDUAL LEADERS

Date	Opp	PASSING YDS.	RUSHING YDS.	RUSHING ATT.	RECEPTIONS	RECEIVING YDS.	TOTAL TACKLES	SACKS	INTERCEPTIONS
Sept 7	@ DEN	C. Ward (112)	T. Pollard (60)	T. Pollard (18)	C. Ridley (4)	T. Pollard (29)	J. Brownlee Jr. (9)	J. Simmons (1)	R. McCreary, X. Woods (1)
Sept 14	LAR	C. Ward (175)	T. Pollard (92)	T. Pollard (20)	E. Ayomanor (4)	C. Ridley (57)	A. Hooker (8)	A. Hooker (1)	C. Barton (1)
Sept 21	IND	C. Ward (219)	T. Pollard (45)	T. Pollard (16)	C. Okonkwo (5)	C. Okonkwo (66)	C. Barton (6)	(none)	(none)
Sept 28	@ HST	C. Ward (108)	T. Pollard (64)	T. Pollard (14)	T. Pollard (3)	E. Ayomanor (44)	C. Gray (17)	A. Key (1), J. Simmons (1)	(none)
Oct 5	@ ARI	C. Ward (265)	T. Pollard (67)	T. Pollard (14)	C. Ridley (5)	C. Ridley (131)	C. Gray (12)	S. Joseph (1), A. Key (0.5), J. Simmons (1.5)	(none)
Oct 12	@ LVR	C. Ward (222)	T. Pollard (34)	T. Pollard (10)	C. Okonkwo (6)	V. Jefferson (75)	C. Gray (11)	D. Jones, J. Simmons (1)	C. Barton (1)
Oct 19	NE	C. Ward (255)	T. Spears (22)	T. Pollard (6)	T. Pollard (6)	C. Dike (70)	C. Gray (10)	D. Jones, T. Sweat, J. Ward, X. Woods (1)	(none)
Oct 26	@ IND	C. Ward (259)	T. Spears (59)	T. Pollard (11)	C. Dike (7)	C. Dike (93)	D. Baker, C. Gray, A. Hooker (5)	D. Jones, R. McCreary, T. Sweat (1)	(none)
Nov 2	LAC	C. Ward (145)	T. Pollard (56)	T. Pollard (10)	E. Ayomanor, T. Spears (3)	E. Ayomanor (46)	C. Gray (16)	J. Ward (2.5)	C. Barton (1)
Nov 16	HST	C. Ward (194)	C. Ward (33)	T. Pollard (10)	T. Spears (5)	C. Okonkwo (56)	D. Baker, C. Gray (11)	A. Key (1.5)	(none)
Nov 23	SEA	C. Ward (256)	C. Ward (37)	T. Pollard (11)	G. Helm (6)	G. Helm (51)	K. Winston (10)	A. Key (1)	(none)
Nov 30	JAX	C. Ward (141)	T. Pollard (60)	T. Pollard (10)	T. Spears, G. Helm (6)	C. Okonkwo (29)	C. Gray (9)	J. Simmons, J. Ward, K. Winston (1)	(none)
Dec 7	@ CLE	C. Ward (117)	T. Pollard (161)	T. Pollard (25)	C. Dike (5)	T. Spears (28)	C. Gray (1)	J. Simmons (1.5)	X. Woods (1)
Dec 14	@ SF	C. Ward (170)	T. Pollard (104)	T. Pollard (14)	G. Helm, C. Okonkwo, C. Dike (4)	G. Helm (49)	C. Gray (16)	J. Harrell, J. Simmons (1)	(none)
Dec 21	KC								
Dec 28	NO								
W18	@ JAX								

2025 OPPONENTS GAME-BY-GAME INDIVIDUAL LEADERS

Date	Opp	PASSING YDS.	RUSHING YDS.	RUSHING ATT.	RECEPTIONS	RECEIVING YDS.	TOTAL TACKLES	SACKS	INTERCEPTIONS
Sept 7	@ DEN	B. Nix (176)	R. Harvey (70)	J. Dobbins (16)	C. Sutton (6)	C. Sutton (61)	T. Hufanga (10)	Z. Allen, N. Bonitto, J. Cooper, J. Elliss, J. McMillian, J. Strnad (1)	(none)
Sept 14	LAR	M. Stafford (298)	K. Williams (66)	K. Williams (17)	P. Nacua (8)	D. Adams (106)	K. Kinchens (10)	B. Young (2)	(none)
Sept 21	IND	D. Jones (228)	J. Taylor (102)	J. Taylor (17)	M. Pittman (6)	M. Pittman (73)	N. Cross, Z. Franklin (7)	T. Lewis (2)	K. Moore (1)
Sept 28	@ HST	C. Stroud (233)	W. Marks (69)	W. Marks (17)	D. Schultz (5)	N. Collins (79)	K. Lassiter (5)	D. Hunter (2)	D. Stingley (1)
Oct 5	@ ARI	K. Murray (220)	E. Demercado (82)	M. Carter (18)	M. Carter, T. McBride (5)	M. Harrison (98)	Ma. Wilson (6)	J. Sweat (2)	D. Taylor-Demerson (1)
Oct 12	@ LVR	G. Smith (174)	A. Jeanty (75)	A. Jeanty (23)	M. Mayer, T. Tucker (5)	T. Tucker (70)	D. White (9)	M. Crosby (2)	D. White (1)
Oct 19	NE	D. Maye (222)	R. Stevenson (88)	R. Stevenson (18)	S. Diggs (7)	S. Diggs (69)	M. Mapu (8)	K. Chaisson (2)	M. Jones (1)
Oct 26	@ IND	D. Jones (272)	J. Taylor (153)	J. Taylor (12)	M. Pittman (8)	M. Pittman (95)	G. Pratt (8)	D. Buckner, N. Gallimore (1)	C. Lammons (1)
Nov 2	LAC	J. Herbert (250)	J. Herbert (57)	J. Herbert (9)	O. Gadsden (5)	O. Gadsden (68)	D. James (8)	O. Oweh (2)	(none)
Nov 16	HST	D. Mills (274)	W. Marks (44)	W. Marks (18)	N. Collins (9)	N. Collins (92)	M. Bryant (8)	D. Hunter (1.5)	(none)
Nov 23	SEA	S. Darnold (244)	K. Walker (71)	K. Walker (11)	J. Smith-Njigba (8)	J. Smith-Njigba (167)	D. Thomas (10)	D. Hall, B. Murphy, P. O'Connell, L. Williams (1)	(none)
Nov 30	JAX	T. Lawrence (229)	T. Etienne (28)	T. Etienne (12)	J. Meyers (6)	J. Meyers (90)	D. Lloyd (8)	J. Hines-Allen (2)	(none)
Dec 7	@ CLE	S. Sanders (364)	S. Sanders (29)	Q. Judkins (14)	H. Fannin (8)	H. Fannin (114)	C. Schwesinger (12)	M. Garrett (1)	D. Bush (1)
Dec 14	@ SF	B. Purdy (295)	C. McCaffrey (73)	C. McCaffrey (22)	G. Kittle (8)	R. Pearsall (96)	M. Mustapha (10)	(none)	(none)
Dec 21	KC								
Dec 28	NO								
W18	@ JAX								

2025 TENNESSEE TITANS GAME-BY-GAME STARTERS

BOLD denotes rookie

OFFENSE

Date		Opp	WR	LT	LG	C	RG	RT	TE/T	TE/WR	QB	WR/TE	RB
Sept 7	@	DEN	C. Ridley	D. Moore Jr.	P. Skoronski	L. Cushenberry III	K. Zeitler	J. Latham	C. Okonkwo	**G. Helm**	**C. Ward**	**E. Ayomanor**	T. Pollard
Sept 14		LAR	C. Ridley	D. Moore Jr.	P. Skoronski	L. Cushenberry III	K. Zeitler	J. Ojukwu	C. Okonkwo	T. Lockett	**C. Ward**	**E. Ayomanor**	T. Pollard
Sept 21		IND	C. Ridley	D. Moore Jr.	P. Skoronski	L. Cushenberry III	B. Hance	J. Ojukwu	C. Okonkwo	**C. Dike**	**C. Ward**	**E. Ayomanor**	T. Pollard
Sept 28	@	HST	C. Ridley	D. Moore Jr.	P. Skoronski	L. Cushenberry III	K. Zeitler	O. Udoh	C. Okonkwo	**C. Dike**	**C. Ward**	**E. Ayomanor**	T. Pollard
Oct 5	@	ARI	**C. Dike**	D. Moore Jr.	P. Skoronski	L. Cushenberry III	K. Zeitler	O. Udoh	**B. Crenshaw-Dickson**	**G. Helm**	**C. Ward**	D. Martin-Robinson	T. Pollard
Oct 12	@	LVR	C. Ridley	D. Moore Jr.	P. Skoronski	L. Cushenberry III	K. Zeitler	J. Latham	**G. Helm**	D. Martin-Robinson	**C. Ward**	**E. Ayomanor**	T. Pollard
Oct 19		NE	V. Jefferson	D. Moore Jr.	P. Skoronski	L. Cushenberry III	K. Zeitler	J. Latham	C. Okonkwo	**G. Helm**	**C. Ward**	**E. Ayomanor**	T. Pollard
Oct 26	@	IND	**C. Dike**	D. Moore Jr.	P. Skoronski	L. Cushenberry III	K. Zeitler	J. Latham	C. Okonkwo	**G. Helm**	**C. Ward**	**E. Ayomanor**	T. Pollard
Nov 2		LAC	**C. Dike**	D. Moore Jr.	P. Skoronski	L. Cushenberry III	K. Zeitler	J. Latham	C. Okonkwo	V. Jefferson	**C. Ward**	**E. Ayomanor**	T. Pollard
Nov 16		HST	C. Ridley	D. Moore Jr.	P. Skoronski	L. Cushenberry III	K. Zeitler	J. Latham	C. Okonkwo	**C. Dike**	**C. Ward**	E. Ayomanor	T. Pollard
Nov 23		SEA	**C. Dike**	D. Moore Jr.	P. Skoronski	L. Cushenberry III	K. Zeitler	J. Latham	**G. Helm**	D. Martin-Robinson	**C. Ward**	V. Jefferson	T. Pollard
Nov 30		JAX	V. Jefferson	D. Moore Jr.	P. Skoronski	L. Cushenberry III	K. Zeitler	J. Latham	C. Okonkwo	**G. Helm**	**C. Ward**	**E. Ayomanor**	T. Pollard
Dec 7	@	CLE	V. Jefferson	O. Udoh	P. Skoronski	L. Cushenberry III	K. Zeitler	J. Latham	C. Okonkwo	J. Proche II	**C. Ward**	**E. Ayomanor**	T. Pollard
Dec 14	@	SF											
Dec 21		KC											
Dec 28		NO											
W18	@	JAX											

BOLD denotes rookie

DEFENSE

Date		Opp	DE/DL/NT	NT/CB/S	DT/DL/S	OLB	LB	LB	OLB	CB/S	CB	S	S
Sept 7	@	DEN	S. Joseph	T. Sweat	J. Simmons	D. Jones	C. Barton	C. Gray	**O. Oladejo**	J. Brownlee Jr.	L. Sneed	X. Woods	A. Hooker
Sept 14		LAR	S. Joseph	R. McCreary	J. Simmons	D. Jones	C. Barton	C. Gray	A. Key	J. Brownlee Jr.	L. Sneed	X. Woods	A. Hooker
Sept 21		IND	J. Lynch	Q. Diggs	J. Simmons	D. Jones	C. Barton	C. Gray	A. Key	J. Armour-Davis	L. Sneed	X. Woods	A. Hooker
Sept 28	@	HST	S. Joseph	Q. Diggs	J. Simmons	D. Jones	C. Barton	C. Gray	A. Key	J. Armour-Davis	L. Sneed	X. Woods	A. Hooker
Oct 5	@	ARI	S. Joseph	S. Tuttle	J. Simmons	D. Jones	C. Barton	C. Gray	**O. Oladejo**	J. Armour-Davis	L. Sneed	X. Woods	A. Hooker
Oct 12	@	LVR	S. Joseph	Q. Diggs	J. Simmons	D. Jones	C. Barton	C. Gray	J. Ward	J. Armour-Davis	L. Sneed	X. Woods	A. Hooker
Oct 19		NE	T. Sweat	R. McCreary	J. Simmons	D. Jones	C. Barton	C. Gray	J. Ward	J. Armour-Davis	L. Sneed	X. Woods	A. Hooker
Oct 26	@	IND	T. Sweat	R. McCreary	C. Ravenell	D. Jones	C. Barton	C. Gray	J. Ward	J. Armour-Davis	D. Baker	X. Woods	A. Hooker
Nov 2		LAC	S. Joseph	T. Sweat	**K. Winston**	D. Jones	C. Barton	C. Gray	J. Ward	J. Armour-Davis	D. Baker	Q. Diggs	A. Hooker
Nov 16		HST	S. Joseph	T. Sweat	J. Simmons	J. Ward	C. Barton	C. Gray	A. Key	J. Armour-Davis	D. Baker	**K. Winston**	A. Hooker
Nov 23		SEA	T. Sweat	**M. Harris**	J. Simmons	J. Ward	C. Barton	C. Gray	A.Key	S. Womack III	D. Baker	**K. Winston**	A. Hooker
Nov 30		JAX	T. Sweat	**M. Harris**	J. Simmons	J. Ward	C. Barton	C. Gray	A. Key	**K. Winston**	D. Baker	X. Woods	A. Hooker
Dec 7	@	CLE	T. Sweat	**M. Harris**	J. Simmons	J. Ward	C. Barton	C. Gray	A. Key	**K. Winston**	D. Baker	X. Woods	A. Hooker
Dec 14	@	SF	T. Sweat	**M. Harris**	J. Simmons	J. Ward	C. Barton	C. Gray	A. Key	**K. Winston**	D. Baker	X. Woods	A. Hooker
Dec 21		KC											
Dec 28		NO											
W18	@	JAX											

2025 TENNESSEE TITANS INDIVIDUAL GAME-BY-GAME PASSING STATISTICS

BRANDON ALLEN (QB)

					PASSING												
Date		**Opp**	**W-L**	**GP / GS**	**Att**	**Cmp**	**Pct**	**Yds**	**Yd/Att**	**TD**	**TD%**	**Int**	**Int%**	**Lg**	**Sk**	**Yds**	**Rat**
Sept 7	@	DEN	L	DNP	0	0	-	0	-	0	-	0	-	0	0	0	-
Sept 14		LAR	L	DNP	0	0	-	0	-	0	-	0	-	0	0	0	-
Sept 21		IND	L	DNP	0	0	-	0	-	0	-	0	-	0	0	0	-
Sept 28	@	HST	L	DNP	0	0	-	0	-	0	-	0	-	0	0	0	-
Oct 5	@	ARI	W	DNP	0	0	-	0	-	0	-	0	-	0	0	0	-
Oct 12	@	LVR	L	DNP	0	0	-	0	-	0	-	0	-	0	0	0	-
Oct 19		NE	L	DNP	0	0	-	0	-	0	-	0	-	0	0	0	-
Oct 26	@	IND	L	DNP	0	0	-	0	-	0	-	0	-	0	0	0	-
Nov 2		LAC	L	DNP	0	0	-	0	-	0	-	0	-	0	0	0	-
Nov 16		HST	L	DNP	0	0	-	0	-	0	-	0	-	0	0	0	-
Nov 23		SEA	L	DNP	0	0	-	0	-	0	-	0	-	0	0	0	-
Nov 30		JAX	L	DNP	0	0	-	0	-	0	-	0	-	0	0	0	-
Dec 7	@	CLE	W	DNP	0	0	-	0	-	0	-	0	-	0	0	0	-
Dec 14	@	SF	L	DNP	0	0	-	0	-	0	-	0	-	0	0	0	-
Dec 21		KC	0	0	0	0	-	0	-	0	-	0	-	0	0	0	-
Dec 28		NO	0	0	0	0	-	0	-	0	-	0	-	0	0	0	-
W18	@	JAX	0	0	0	0	-	0	-	0	-	0	-	0	0	0	-
2025 Totals			**2-12**	**0 / 0**	**0**	**0**	**-**	**-**	**-**	**0**	**-**	**0**	**-**	**0**	**0**	**0**	**-**

CAM WARD (QB)

					PASSING												
Date		**Opp**	**W-L**	**GP / GS**	**Att**	**Cmp**	**Pct**	**Yds**	**Yd/Att**	**TD**	**TD%**	**Int**	**Int%**	**Lg**	**Sk**	**Yds**	**Rat**
Sept 7	@	DEN	L	S	28	12	42.9	112	4.0	0	0.0	0	0.0	29	6	50	54.5
Sept 14		LAR	L	S	33	19	57.6	175	5.3	1	3.0	0	0.0	26	5	32	82.3
Sept 21		IND	L	S	38	23	60.5	219	5.8	1	2.6	1	2.6	27	4	23	74.3
Sept 28	@	HST	L	S	26	10	38.5	108	4.2	0	0.0	1	3.8	33	2	15	35.4
Oct 5	@	ARI	W	S	39	21	53.8	265	6.8	0	0.0	1	2.6	47	2	16	64.6
Oct 12	@	LVR	L	S	38	26	68.4	222	5.8	1	2.6	1	2.6	23	6	62	81.3
Oct 19		NE	L	S	34	25	73.5	255	7.5	1	2.9	1	2.9	38t	5	39	92.2
Oct 26	@	IND	L	S	38	22	57.9	259	6.8	1	2.6	1	2.6	26	4	31	76.5
Nov 2		LAC	L	S	21	12	57.1	145	6.9	0	0.0	0	0.0	29	4	27	78.5
Nov 16		HST	L	S	37	24	64.9	194	5.2	1	2.7	0	0.0	39	3	23	87.0
Nov 23		SEA	L	S	42	28	66.7	256	6.1	1	2.4	0	0.0	26	4	24	91.0
Nov 30		JAX	L	S	38	24	63.2	141	3.7	0	0.0	0	0.0	16	3	20	70.2
Dec 7	@	CLE	W	S	28	14	50.0	117	4.2	2	7.1	1	3.6	24	1	9	70.1
Dec 14	@	SF	L	S	29	18	62.1	170	5.9	2	6.9	0	0.0	43	0	0	101.2
Dec 21		KC	0	0	0	0	-	0	-	0	-	0	-	0	0	0	-
Dec 28		NO	0	0	0	0	-	0	-	0	-	0	-	0	0	0	-
W18	@	JAX	0	0	0	0	-	0	-	0	-	0	-	0	0	0	-
2025 Totals			**2-12**	**14 / 14**	**469**	**278**	**59.3**	**2638**	**5.6**	**11**	**2.3**	**7**	**1.5**	**47**	**49**	**371**	**76.5**

Other passers:

2025 TENNESSEE TITANS INDIVIDUAL GAME-BY-GAME RUSHING STATISTICS

JULIUS CHESTNUT (RB)

				RUSHING				
Date		Opp	GP / GS	Att	Yds	Avg	Lg	TD
Sept 7	@	DEN	p	2	2	1.0	1	0
Sept 14		LAR	p	0	0	-	0	0
Sept 21		IND	p	2	26	13.0	27	0
Sept 28	@	HST	p	1	0	0.0	0	0
Oct 5	@	ARI	p	1	3	3.0	3	0
Oct 12	@	LVR	p	0	0	-	0	0
Oct 19		NE	p	0	0	-	0	0
Oct 26	@	IND	p	2	5	2.5	5	0
Nov 2		LAC	p	0	0	-	0	0
Nov 16		HST	p	0	0	-	0	0
Nov 23		SEA	p	2	3	1.5	3	0
Nov 30		JAX	p	0	0	-	0	0
Dec 7	@	CLE	p	0	0	-	0	0
Dec 14	@	SF	p	0	0	-	0	0
Dec 21		KC	0	0	0	-	0	0
Dec 28		NO	0	0	0	-	0	0
W18	@	JAX	0	0	0	-	0	0
2025 Totals			**14 / 0**	**10**	**39**	**3.9**	**27**	**0**

CHIMERE DIKE (WR)

				RUSHING				
Date		Opp	GP / GS	Att	Yds	Avg	Lg	TD
Sept 7	@	DEN	p	1	9	9.0	9	0
Sept 14		LAR	p	2	9	4.5	5	0
Sept 21		IND	S	2	3	1.5	2	0
Sept 28	@	HST	S	1	-4	-4.0	-4	0
Oct 5	@	ARI	S	0	0	-	0	0
Oct 12	@	LVR	p	0	0	-	0	0
Oct 19		NE	p	1	-1	-1.0	-1	0
Oct 26	@	IND	S	1	1	1.0	1	0
Nov 2		LAC	S	0	0	-	0	0
Nov 16		HST	S	0	0	-	0	0
Nov 23		SEA	S	0	0	-	0	0
Nov 30		JAX	p	1	1	1.0	1	0
Dec 7	@	CLE	p	0	0	-	0	0
Dec 14	@	SF	p	1	-7	-7	-7	0
Dec 21		KC	0	0	0	-	0	0
Dec 28		NO	0	0	0	-	0	0
W18	@	JAX	0	0	0	-	0	0
2025 Totals			**14 / 7**	**10**	**11**	**1.1**	**9**	**0**

KALEL MULLINGS (RB)

				RUSHING				
Date		Opp	GP / GS	Att	Yds	Avg	Lg	TD
Sept 7	@	DEN	p	0	0	-	0	0
Sept 14		LAR	IA	0	0	-	0	0
Sept 21		IND	p	0	0	-	0	0
Sept 28	@	HST	IR	0	0	-	0	0
Oct 5	@	ARI	IR	0	0	-	0	0
Oct 12	@	LVR	IR	0	0	-	0	0
Oct 19		NE	IR	0	0	-	0	0
Oct 26	@	IND	IR	0	0	-	0	0
Nov 2		LAC	IR	0	0	-	0	0
Nov 16		HST	IR	0	0	-	0	0
Nov 23		SEA	p	0	0	-	0	0
Nov 30		JAX	p	0	0	-	0	0
Dec 7	@	CLE	p	0	0	-	0	0
Dec 14	@	SF	p	1	3	3	3	0
Dec 21		KC	0	0	0	-	0	0
Dec 28		NO	0	0	0	-	0	0
W18	@	JAX	0	0	0	-	0	0
2025 Totals			**6 / 0**	**1**	**3**	**3.0**	**3**	**0**

TONY POLLARD (RB)

				RUSHING				
Date		Opp	GP / GS	Att	Yds	Avg	Lg	TD
Sept 7	@	DEN	S	18	60	3.3	9	0
Sept 14		LAR	S	20	92	4.6	10	0
Sept 21		IND	S	16	45	2.8	10	1
Sept 28	@	HST	S	14	64	4.6	21	0
Oct 5	@	ARI	S	14	67	4.8	14	1
Oct 12	@	LVR	S	10	34	3.4	17	0
Oct 19		NE	S	6	18	3.0	6	0
Oct 26	@	IND	S	11	44	4.0	11	0
Nov 2		LAC	S	10	56	5.6	16	0
Nov 16		HST	S	10	22	2.2	7	0
Nov 23		SEA	S	11	20	1.8	5	0
Nov 30		JAX	S	10	60	6.0	15	0
Dec 7	@	CLE	S	25	161	6.44	65t	2
Dec 14	@	SF	S	14	104	7.4	22	1
Dec 21		KC	0	0	0	-	0	0
Dec 28		NO	0	0	0	-	0	0
W18	@	JAX	0	0	0	-	0	0
2025 Totals			**14 / 14**	**189**	**847**	**4.5**	**65t**	**5**

TYJAE SPEARS (RB)

				RUSHING				
Date		Opp	GP / GS	Att	Yds	Avg	Lg	TD
Sept 7	@	DEN	IR	0	0	-	0	0
Sept 14		LAR	IR	0	0	-	0	0
Sept 21		IND	IR	0	0	-	0	0
Sept 28	@	HST	IR	0	0	-	0	0
Oct 5	@	ARI	p	4	14	3.5	5	0
Oct 12	@	LVR	p	5	31	6.2	12	0
Oct 19		NE	p	5	22	4.4	8	0
Oct 26	@	IND	p	9	59	6.6	41	1
Nov 2		LAC	p	7	26	3.7	10	0
Nov 16		HST	p	4	3	0.8	1	0
Nov 23		SEA	p	3	4	1.3	3	0
Nov 30		JAX	p	2	-1	-0.5	2	0
Dec 7	@	CLE	p	8	19	2.4	8	0
Dec 14	@	SF	p	3	34	11.3	20	0
Dec 21		KC	0	0	0	-	0	0
Dec 28		NO	0	0	0	-	0	0
W18	@	JAX	0	0	0	-	0	0
2025 Totals			**10 / 0**	**50**	**211**	**4.2**	**41**	**1**

CAM WARD (QB)

				RUSHING				
Date		Opp	GP / GS	Att	Yds	Avg	Lg	TD
Sept 7	@	DEN	S	0	0	-	0	0
Sept 14		LAR	S	4	8	2.0	3	0
Sept 21		IND	S	3	12	4.0	7	0
Sept 28	@	HST	S	2	22	11.0	12	0
Oct 5	@	ARI	S	5	-6	-1.2	2	0
Oct 12	@	LVR	S	0	0	-	0	0
Oct 19		NE	S	0	0	-	0	0
Oct 26	@	IND	S	2	4	2.0	7	0
Nov 2		LAC	S	2	6	3.0	6	0
Nov 16		HST	S	3	33	11.0	20	0
Nov 23		SEA	S	6	37	6.2	14	1
Nov 30		JAX	S	1	7	7.0	7	0
Dec 7	@	CLE	S	2	4	2.0	2	0
Dec 14	@	SF	S	1	2	2	2	0
Dec 21		KC	0	0	0	-	0	0
Dec 28		NO	0	0	0	-	0	0
W18	@	JAX	0	0	0	-	0	0
2025 Totals			**14 / 14**	**31**	**129**	**4.2**	**20**	**1**

Other rushers:

2025 TENNESSEE TITANS INDIVIDUAL GAME-BY-GAME RECEIVING STATISTICS

ELIC AYOMANOR (WR)

				RECEIVING				
Date		Opp	GP / GS	No	Yds	Avg	Lg	TD
Sept 7	@	DEN	S	2	13	6.5	10	0
Sept 14		LAR	S	4	56	14.0	23	1
Sept 21		IND	S	4	38	9.5	11	1
Sept 28	@	HST	S	2	44	22.0	33	0
Oct 5	@	ARI	p	2	18	9.0	13	0
Oct 12	@	LVR	S	3	27	9.0	11	0
Oct 19		NE	S	2	29	14.5	20	0
Oct 26	@	IND	S	4	52	13.0	26	0
Nov 2		LAC	S	3	46	15.3	29	0
Nov 16		HST	S	2	11	5.5	6	0
Nov 23		SEA	IA	0	0	-	0	0
Nov 30		JAX	S	1	5	5.0	5	0
Dec 7	@	CLE	S	1	14	14.0	14t	1
Dec 14	@	SF	S	1	17	17	17	0
Dec 21		KC	0	0	0	-	0	0
Dec 28		NO	0	0	0	-	0	0
W18	@	JAX	0	0	0	-	0	0
2025 Totals			**13 / 12**	**31**	**370**	**11.9**	**33**	**3**

JULIUS CHESTNUT (RB)

				RECEIVING				
Date		Opp	GP / GS	No	Yds	Avg	Lg	TD
Sept 7	@	DEN	p	0	0	-	0	0
Sept 14		LAR	p	0	0	-	0	0
Sept 21		IND	p	0	0	-	0	0
Sept 28	@	HST	p	0	0	-	0	0
Oct 5	@	ARI	p	0	0	-	0	0
Oct 12	@	LVR	p	0	0	-	0	0
Oct 19		NE	p	0	0	-	0	0
Oct 26	@	IND	p	0	0	-	0	0
Nov 2		LAC	p	0	0	-	0	0
Nov 16		HST	p	0	0	-	0	0
Nov 23		SEA	p	0	0	-	0	0
Nov 30		JAX	p	0	0	-	0	0
Dec 7	@	CLE	p	0	0	-	0	0
Dec 14	@	SF	p	0	0	-	0	0
Dec 21		KC	0	0	0	-	0	0
Dec 28		NO	0	0	0	-	0	0
W18	@	JAX	0	0	0	-	0	0
2025 Totals			**14 / 0**	**0**	**0**	**-**	**0**	**0**

CHIMERE DIKE (WR)

				RECEIVING				
Date		Opp	GP / GS	No	Yds	Avg	Lg	TD
Sept 7	@	DEN	p	0	0	-	0	0
Sept 14		LAR	p	2	-1	-0.5	0	0
Sept 21		IND	S	3	2	0.7	8	0
Sept 28	@	HST	S	0	0	-	0	0
Oct 5	@	ARI	S	2	17	8.5	11	0
Oct 12	@	LVR	p	2	8	4.0	8	0
Oct 19		NE	p	4	70	17.5	38t	1
Oct 26	@	IND	S	7	93	13.3	21	0
Nov 2		LAC	S	1	5	5.0	5	0
Nov 16		HST	S	2	14	7.0	9	0
Nov 23		SEA	S	5	44	8.8	25	1
Nov 30		JAX	p	1	8	8.0	8	0
Dec 7	@	CLE	p	5	24	4.8	19	1
Dec 14	@	SF	p	4	17	4.25	8	0
Dec 21		KC	0	0	0	-	0	0
Dec 28		NO	0	0	0	-	0	0
W18	@	JAX	0	0	0	-	0	0
2025 Totals			**14 / 7**	**38**	**301**	**7.9**	**38t**	**3**

GUNNAR HELM (TE)

				RECEIVING				
Date		Opp	GP / GS	No	Yds	Avg	Lg	TD
Sept 7	@	DEN	S	1	16	16.0	16	0
Sept 14		LAR	p	2	9	4.5	7	0
Sept 21		IND	p	3	27	9.0	11	0
Sept 28	@	HST	p	1	12	12.0	12	0
Oct 5	@	ARI	S	4	34	8.5	19	0
Oct 12	@	LVR	S	2	15	7.5	9	0
Oct 19		NE	S	4	36	9.0	13	0
Oct 26	@	IND	S	2	23	11.5	22	1
Nov 2		LAC	p	1	15	15.0	15	0
Nov 16		HST	p	4	29	7.3	11	0
Nov 23		SEA	S	6	51	8.5	15	0
Nov 30		JAX	S	6	23	3.8	6	0
Dec 7	@	CLE	S	1	8	8.0	8	0
Dec 14	@	SF	p	4	49	12.25	34t	1
Dec 21		KC	0	0	0	-	0	0
Dec 28		NO	0	0	0	-	0	0
W18	@	JAX	0	0	0	-	0	0
2025 Totals			**14 / 8**	**41**	**347**	**8.5**	**34t**	**2**

TYLER LOCKETT (WR)

				RECEIVING				
Date		Opp	GP / GS	No	Yds	Avg	Lg	TD
Sept 7	@	DEN	p	0	0	-	0	0
Sept 14		LAR	S	2	9	4.5	5	0
Sept 21		IND	p	4	37	9.3	16	0
Sept 28	@	HST	p	0	0	-	0	0
Oct 5	@	ARI	p	1	6	6.0	6	0
Oct 12	@	LVR	p	1	0	0.0	0	0
Oct 19		NE	p	2	18	9.0	13	0
2025 Totals			**7 / 1**	**10**	**70**	**7.0**	**16**	**0**

DAVID MARTIN-ROBINSON (TE)

				RECEIVING				
Date		Opp	GP / GS	No	Yds	Avg	Lg	TD
Sept 7	@	DEN	p	0	0	-	0	0
Sept 14		LAR	p	0	0	-	0	0
Sept 21		IND	p	0	0	-	0	0
Sept 28	@	HST	p	0	0	-	0	0
Oct 5	@	ARI	S	0	0	-	0	0
Oct 12	@	LVR	S	1	1	1.0	1t	1
Oct 19		NE	p	0	0	-	0	0
Oct 26	@	IND	p	0	0	-	0	0
Nov 2		LAC	p	0	0	-	0	0
Nov 16		HST	p	0	0	-	0	0
Nov 23		SEA	S	0	0	-	0	0
Nov 30		JAX	p	0	0	-	0	0
Dec 7	@	CLE	S	1	6	6.0	6	0
Dec 14	@	SF	p	0	0	-	0	0
Dec 21		KC	0	0	0	-	0	0
Dec 28		NO	0	0	0	-	0	0
W18	@	JAX	0	0	0	-	0	0
2025 Totals			**14 / 4**	**2**	**7**	**3.5**	**6**	**1**

VAN JEFFERSON (WR)

				RECEIVING				
Date		Opp	GP / GS	No	Yds	Avg	Lg	TD
Sept 7	@	DEN	p	0	0	-	0	0
Sept 14		LAR	p	2	10	5.0	5	0
Sept 21		IND	p	1	8	8.0	8	0
Sept 28	@	HST	p	1	6	6.0	6	0
Oct 5	@	ARI	p	0	0	-	0	0
Oct 12	@	LVR	p	4	75	18.8	23	0
Oct 19		NE	S	4	41	10.3	15	0
Oct 26	@	IND	p	1	6	6.0	6	0
Nov 2		LAC	S	1	21	21.0	21	0
Nov 16		HST	p	3	22	7.3	11	1
Nov 23		SEA	S	1	11	11.0	11	0
Nov 30		JAX	S	3	20	6.7	12	0
Dec 7	@	CLE	S	2	17	8.5	11	0
Dec 14	@	SF	S	1	43	43	43	0
Dec 21		KC	0	0	0	-	0	0
Dec 28		NO	0	0	0	-	0	0
W18	@	JAX	0	0	0	-	0	0
2025 Totals			**14 / 6**	**24**	**280**	**11.7**	**43**	**1**

KALEL MULLINGS (RB)

				RECEIVING				
Date		Opp	GP / GS	No	Yds	Avg	Lg	TD
Sept 7	@	DEN	p	0	0	-	0	0
Sept 14		LAR	IA	0	0	-	0	0
Sept 21		IND	p	0	0	-	0	0
Sept 28	@	HST	IR	0	0	-	0	0
Oct 5	@	ARI	IR	0	0	-	0	0
Oct 12	@	LVR	IR	0	0	-	0	0
Oct 19		NE	IR	0	0	-	0	0
Oct 26	@	IND	IR	0	0	-	0	0
Nov 2		LAC	IR	0	0	-	0	0
Nov 16		HST	IR	0	0	-	0	0
Nov 23		SEA	p	0	0	-	0	0
Nov 30		JAX	p	0	0	-	0	0
Dec 7	@	CLE	p	0	0	-	0	0
Dec 14	@	SF	p	0	0	-	0	0
Dec 21		KC	0	0	0	-	0	0
Dec 28		NO	0	0	0	-	0	0
W18	@	JAX	0	0	0	-	0	0
2025 Totals			**6 / 0**	**0**	**0**	**-**	**0**	**0**

2025 TENNESSEE TITANS INDIVIDUAL GAME-BY-GAME RECEIVING STATISTICS

CHIG OKONKWO (TE)

				RECEIVING				
Date		**Opp**	**GP / GS**	**No**	**Yds**	**Avg**	**Lg**	**TD**
Sept 7	@	DEN	S	3	19	6.3	14	0
Sept 14		LAR	S	4	35	8.8	14	0
Sept 21		IND	S	5	66	13.2	22	0
Sept 28	@	HST	S	1	4	4.0	4	0
Oct 5	@	ARI	p	4	48	12.0	16	0
Oct 12	@	LVR	p	6	46	7.7	20	0
Oct 19		NE	S	0	0	-	0	0
Oct 26	@	IND	S	4	53	13.3	23	0
Nov 2		LAC	S	2	10	5.0	6	0
Nov 16		HST	S	3	56	18.7	39	0
Nov 23		SEA	p	3	40	13.3	26	0
Nov 30		JAX	S	4	29	7.3	16	0
Dec 7	@	CLE	p	2	20	10.0	11	0
Dec 14	@	SF	S	4	33	8.25	17	0
Dec 21		KC	0	0	0	-	0	0
Dec 28		NO	0	0	0	-	0	0
W18	@	JAX	0	0	0	-	0	0
2025 Totals			**14 / 10**	**45**	**459**	**10.2**	**39**	**0**

JAMES PROCHE II (WR)

				RECEIVING				
Date		**Opp**	**GP / GS**	**No**	**Yds**	**Avg**	**Lg**	**TD**
Sept 7	@	DEN	PS	0	0	-	0	0
Sept 14		LAR	PS	0	0	-	0	0
Sept 21		IND	PS	0	0	-	0	0
Sept 28	@	HST	PS	0	0	-	0	0
Oct 5	@	ARI	IA	0	0	-	0	0
Oct 12	@	LVR	PS	0	0	-	0	0
Oct 19		NE	PS	0	0	-	0	0
Oct 26	@	IND	p	0	0	-	0	0
Nov 2		LAC	p	0	0	-	0	0
Nov 16		HST	PS	0	0	-	0	0
Nov 23		SEA	p	3	42	14.0	23	0
Nov 30		JAX	p	1	13	13.0	13	0
Dec 7	@	CLE	p	0	0	-	0	0
Dec 14	@	SF	S	0	0	-	0	0
Dec 21		KC	0	0	0	-	0	0
Dec 28		NO	0	0	0	-	0	0
W18	@	JAX	0	0	0	-	0	0
2025 Totals			**6 / 1**	**4**	**55**	**13.8**	**23**	**0**

TONY POLLARD (RB)

				RECEIVING				
Date		**Opp**	**GP / GS**	**No**	**Yds**	**Avg**	**Lg**	**TD**
Sept 7	@	DEN	S	1	29	29.0	29	0
Sept 14		LAR	S	0	0	-	0	0
Sept 21		IND	S	2	14	7.0	11	0
Sept 28	@	HST	S	3	12	4.0	8	0
Oct 5	@	ARI	S	3	11	3.7	4	0
Oct 12	@	LVR	S	2	13	6.5	9	0
Oct 19		NE	S	6	43	7.2	10	0
Oct 26	@	IND	S	1	9	9.0	9	0
Nov 2		LAC	S	1	12	12.0	12	0
Nov 16		HST	S	3	4	1.3	9	0
Nov 23		SEA	S	4	21	5.3	10	0
Nov 30		JAX	S	1	3	3.0	3	0
Dec 7	@	CLE	S	0	0	-	0	0
Dec 14	@	SF	S	1	8	8	8	0
Dec 21		KC	0	0	0	-	0	0
Dec 28		NO	0	0	0	-	0	0
W18	@	JAX	0	0	0	-	0	0
2025 Totals			**14 / 14**	**28**	**179**	**6.4**	**29**	**0**

CALVIN RIDLEY (WR)

				RECEIVING				
Date		**Opp**	**GP / GS**	**No**	**Yds**	**Avg**	**Lg**	**TD**
Sept 7	@	DEN	S	4	27	6.8	13	0
Sept 14		LAR	S	3	57	19.0	26	0
Sept 21		IND	S	1	27	27.0	27	0
Sept 28	@	HST	S	2	30	15.0	22	0
Oct 5	@	ARI	p	5	131	26.2	47	0
Oct 12	@	LVR	S	1	18	18.0	18	0
Oct 19		NE	IA	0	0	-	0	0
Oct 26	@	IND	IA	0	0	-	0	0
Nov 2		LAC	IA	0	0	-	0	0
Nov 16		HST	S	1	13	13.0	13	0
Nov 23		SEA	0	0	0	-	0	0
Nov 30		JAX	0	0	0	-	0	0
Dec 7	@	CLE	0	0	0	-	0	0
Dec 14	@	SF	0	0	0	-	0	0
Dec 21		KC	0	0	0	-	0	0
Dec 28		NO	0	0	0	-	0	0
W18	@	JAX	0	0	0	-	0	0
2025 Totals			**7 / 6**	**17**	**303**	**17.8**	**47**	**0**

TYJAE SPEARS (RB)

				RECEIVING				
Date		**Opp**	**GP / GS**	**No**	**Yds**	**Avg**	**Lg**	**TD**
Sept 7	@	DEN	IR	0	0	-	0	0
Sept 14		LAR	IR	0	0	-	0	0
Sept 21		IND	IR	0	0	-	0	0
Sept 28	@	HST	IR	0	0	-	0	0
Oct 5	@	ARI	p	0	0	-	0	0
Oct 12	@	LVR	p	4	19	4.8	9	0
Oct 19		NE	p	3	18	6.0	11	0
Oct 26	@	IND	p	3	23	7.7	17	0
Nov 2		LAC	p	3	36	12.0	26	0
Nov 16		HST	p	5	31	6.2	15	0
Nov 23		SEA	p	4	21	5.3	12	0
Nov 30		JAX	p	6	25	4.2	10	0
Dec 7	@	CLE	p	2	28	14.0	24	0
Dec 14	@	SF	p	2	2	1	2	0
Dec 21		KC	0	0	0	-	0	0
Dec 28		NO	0	0	0	-	0	0
W18	@	JAX	0	0	0	-	0	0
2025 Totals			**10 / 0**	**32**	**203**	**6.3**	**26**	**0**

Other receivers: B. Oliver (1 rec, 8 yds), X. Restrepo (3 rec, 41 yds), J. Simmons (1 rec, 1 yd, TD)

2025 TENNESSEE TITANS INDIVIDUAL GAME-BY-GAME PUNTING

JOHNNY HEKKER (P)														
				PUNTING										
Date		**Opp**	**GP / GS**	**No.**	**Yds**	**Avg**	**Ret**	**Yds**	**R Avg**	**TB**	**In**	**Lg**	**Blk**	**Net**
Sept 7	@	DEN	p	8	395	49.4	4	47	11.8	1	2	65	0	41.0
Sept 14		LAR	p	5	250	50.0	2	14	7.0	0	2	57	0	47.2
Sept 21		IND	p	1	52	52.0	0	0	-	0	0	52	0	52.0
Sept 28	@	HST	p	5	213	42.6	3	15	5.0	0	2	50	0	39.6
Oct 5	@	ARI	p	5	271	54.2	2	16	8.0	1	3	64	0	47.0
Oct 12	@	LVR	p	5	220	44.0	3	47	15.7	0	0	53	0	34.6
Oct 19		NE	p	3	122	40.7	0	0	-	0	2	53	0	40.7
Oct 26	@	IND	p	5	215	43.0	2	33	16.5	1	1	49	0	32.4
Nov 2		LAC	p	5	187	37.4	2	9	4.5	0	2	41	0	35.6
Nov 16		HST	p	6	305	50.8	5	38	7.6	0	1	62	0	44.5
Nov 23		SEA	p	3	135	45.0	3	40	13.3	0	0	49	0	31.7
Nov 30		JAX	p	5	232	46.4	1	14	14.0	1	0	57	0	39.6
Dec 7	@	CLE	p	8	383	47.9	4	16	4.0	2	2	54	0	40.9
Dec 14	@	SF	p	3	136	45.3	1	18	18.0	0	1	56	0	39.3
Dec 21		KC	0	0	0	-	0	0	-	0	0	0	0	-
Dec 28		NO	0	0	0	-	0	0	-	0	0	0	0	-
W18	@	JAX	0	0	0	-	0	0	-	0	0	0	0	-
2025 Totals			**14 / 0**	**67**	**3,116**	**46.5**	**32**	**307**	**9.6**	**6**	**18**	**65**	**0**	**40.1**

Other Punters: (none)

2025 INDIVIDUAL GAME-BY-GAME PUNT AND KICKOFF RETURNS

JULIUS CHESTNUT (RB)

				PUNT RETURNS						KICKOFF RETURNS				
Date		**Opp**	**GP / GS**	**No**	**FC**	**Yds**	**Avg**	**Lg**	**TD**	**No**	**Yds**	**Avg**	**Lg**	**TD**
Sept 7	@	DEN	p	0	0	0	-	0	0	0	0	-	0	0
Sept 14		LAR	p	0	0	0	-	0	0	0	0	-	0	0
Sept 21		IND	p	0	0	0	-	0	0	0	0	-	0	0
Sept 28	@	HST	p	0	0	0	-	0	0	0	0	-	0	0
Oct 5	@	ARI	p	0	0	0	-	0	0	0	0	-	0	0
Oct 12	@	LVR	p	0	0	0	-	0	0	0	0	-	0	0
Oct 19		NE	p	0	0	0	-	0	0	0	0	-	0	0
Oct 26	@	IND	p	0	0	0	-	0	0	0	0	-	0	0
Nov 2		LAC	p	0	0	0	-	0	0	0	0	-	0	0
Nov 16		HST	p	0	0	0	-	0	0	2	49	24.5	25	0
Nov 23		SEA	p	0	0	0	-	0	0	1	32	32.0	32	0
Nov 30		JAX	p	0	0	0	-	0	0	0	0	-	0	0
Dec 7	@	CLE	p	0	0	0	-	0	0	0	0	-	0	0
Dec 14	@	SF	p	0	0	0	-	0	0	0	0	-	0	0
Dec 21		KC	0	0	0	0	-	0	0	0	0	-	0	0
Dec 28		NO	0	0	0	0	-	0	0	0	0	-	0	0
W18	@	JAX	0	0	0	0	-	0	0	0	0	-	0	0
2025 Totals			**14 / 0**	**0**	**0**	**0**	**-**	**0**	**0**	**3**	**81**	**27.0**	**32**	**0**

CHIMERE DIKE (WR)

				PUNT RETURNS						KICKOFF RETURNS				
Date		**Opp**	**GP / GS**	**No**	**FC**	**Yds**	**Avg**	**Lg**	**TD**	**No**	**Yds**	**Avg**	**Lg**	**TD**
Sept 7	@	DEN	p	1	2	12	12.0	12	0	4	144	36.0	71	0
Sept 14		LAR	p	2	0	37	18.5	21	0	5	83	16.6	21	0
Sept 21		IND	S	0	1	0	-	0	0	6	162	27.0	35	0
Sept 28	@	HST	S	0	0	0	-	0	0	6	141	23.5	29	0
Oct 5	@	ARI	S	3	3	33	11.0	17	0	4	136	34.0	65	0
Oct 12	@	LVR	p	0	4	0	-	0	0	3	66	22.0	28	0
Oct 19		NE	p	1	3	15	15.0	15	0	3	84	28.0	31	0
Oct 26	@	IND	S	0	2	0	-	0	0	7	175	25.0	29	0
Nov 2		LAC	S	3	1	98	32.7	67t	1	4	117	29.3	31	0
Nov 16		HST	S	1	1	0	0.0	0	0	0	0	-	0	0
Nov 23		SEA	S	1	1	90	90.0	90t	1	5	98	19.6	29	0
Nov 30		JAX	p	5	2	76	15.2	47	0	3	76	25.3	30	0
Dec 7	@	CLE	p	1	3	-2	-2.0	-2	0	1	41	41.0	41	0
Dec 14	@	SF	p	0	0	0	-	0	0	4	90	22.5	27	0
Dec 21		KC	0	0	0	0	-	0	0	0	0	-	0	0
Dec 28		NO	0	0	0	0	-	0	0	0	0	-	0	0
W18	@	JAX	0	0	0	0	-	0	0	0	0	-	0	0
2025 Totals			**14 / 7**	**18**	**23**	**359**	**19.9**	**90t**	**2**	**55**	**1,413**	**25.7**	**71**	**0**

TYJAE SPEARS (RB)

				PUNT RETURNS						KICKOFF RETURNS				
Date		**Opp**	**GP / GS**	**No**	**FC**	**Yds**	**Avg**	**Lg**	**TD**	**No**	**Yds**	**Avg**	**Lg**	**TD**
Sept 7	@	DEN	IR	0	0	0	-	0	0	0	0	-	0	0
Sept 14		LAR	IR	0	0	0	-	0	0	0	0	-	0	0
Sept 21		IND	IR	0	0	0	-	0	0	0	0	-	0	0
Sept 28	@	HST	IR	0	0	0	-	0	0	0	0	-	0	0
Oct 5	@	ARI	p	0	0	0	-	0	0	0	0	-	0	0
Oct 12	@	LVR	p	0	0	0	-	0	0	0	0	-	0	0
Oct 19		NE	p	0	0	0	-	0	0	0	0	-	0	0
Oct 26	@	IND	p	0	0	0	-	0	0	0	0	-	0	0
Nov 2		LAC	p	0	0	0	-	0	0	0	0	-	0	0
Nov 16		HST	p	0	0	0	-	0	0	0	0	-	0	0
Nov 23		SEA	p	0	0	0	-	0	0	0	0	-	0	0
Nov 30		JAX	p	0	0	0	-	0	0	0	0	-	0	0
Dec 7	@	CLE	p	0	0	0	-	0	0	0	0	-	0	0
Dec 14	@	SF	p	0	0	0	-	0	0	0	0	-	0	0
Dec 21		KC	0	0	0	0	-	0	0	0	0	-	0	0
Dec 28		NO	0	0	0	0	-	0	0	0	0	-	0	0
W18	@	JAX	0	0	0	0	-	0	0	0	0	-	0	0
2025 Totals			**10 / 0**	**0**	**0**	**0**	**-**	**0**	**0**	**0**	**0**	**-**	**0**	**0**

Other Returners: M. Kinsey (1 punt ret., 1 yd), J. Chestnut (3 kickoff ret., 81 yds)

2025 TENNESSEE TITANS INDIVIDUAL GAME-BY-GAME DEFENSIVE STATISTICS

JALYN ARMOUR-DAVIS (CB)

				TACKLES . . .							INTERCEPTIONS . . .					FUMBLES . . .			
Date		Opp	GP / GS	Tot	Solo	Asst	Sk	Yds	QBP	TFL	No	Yds	Lg	TD	PD	FF	FR	Yds	SpT
Sept 7	@	DEN	IA	0	0	0	0.0	0.0	0	0	0	0	0	0	0	0	0	0	0
Sept 14		LAR	IA	0	0	0	0.0	0.0	0	0	0	0	0	0	0	0	0	0	0
Sept 21		IND	S	1	1	0	0.0	0.0	0	0	0	0	0	0	0	0	0	0	0
Sept 28	@	HST	S	5	2	3	0.0	0.0	0	0	0	0	0	0	0	0	0	0	0
Oct 5	@	ARI	S	9	5	4	0.0	0.0	0	0	0	0	0	0	1	0	0	0	0
Oct 12	@	LVR	S	1	0	1	0.0	0.0	0	0	0	0	0	0	0	0	0	0	0
Oct 19		NE	S	5	2	3	0.0	0.0	0	0	0	0	0	0	0	0	0	0	0
Oct 26	@	IND	S	1	0	1	0.0	0.0	0	0	0	0	0	0	0	0	0	0	0
Nov 2		LAC	S	4	2	2	0.0	0.0	0	0	0	0	0	0	0	0	0	0	0
Nov 16		HST	S	2	2	0	0.0	0.0	0	1	0	0	0	0	1	0	0	0	0
Nov 23		SEA	p	4	3	1	0.0	0.0	0	0	0	0	0	0	0	0	0	0	0
Nov 30		JAX	IA	0	0	0	0.0	0.0	0	0	0	0	0	0	0	0	0	0	0
Dec 7	@	CLE	IA	0	0	0	0.0	0.0	0	0	0	0	0	0	0	0	0	0	0
Dec 14	@	SF	IA	0	0	0	0.0	0.0	0	0	0	0	0	0	0	0	0	0	0
Dec 21		KC	0	0	0	0	0.0	0.0	0	0	0	0	0	0	0	0	0	0	0
Dec 28		NO	0	0	0	0	0.0	0.0	0	0	0	0	0	0	0	0	0	0	0
W18	@	JAX	0	0	0	0	0.0	0.0	0	0	0	0	0	0	0	0	0	0	0
2025 Totals			**9 / 8**	**32**	**17**	**15**	**0.0**	**0.0**	**0**	**1**	**0**	**0**	**0**	**0**	**2**	**0**	**0**	**0**	**0**

JOE BACHIE (LB)

				TACKLES . . .							INTERCEPTIONS . . .					FUMBLES . . .			
Date		Opp	GP / GS	Tot	Solo	Asst	Sk	Yds	QBP	TFL	No	Yds	Lg	TD	PD	FF	FR	Yds	SpT
Oct 19		NE	PS	0	0	0	0.0	0.0	0	0	0	0	0	0	0	0	0	0	0
Oct 26	@	IND	p	0	0	0	0.0	0.0	0	0	0	0	0	0	0	0	0	0	0
Nov 2		LAC	p	0	0	0	0.0	0.0	0	0	0	0	0	0	0	0	0	0	0
Nov 16		HST	p	0	0	0	0.0	0.0	0	0	0	0	0	0	0	0	0	0	1
Nov 23		SEA	p	0	0	0	0.0	0.0	0	0	0	0	0	0	0	0	0	0	0
Nov 30		JAX	p	0	0	0	0.0	0.0	0	0	0	0	0	0	0	0	0	0	0
Dec 7	@	CLE	p	0	0	0	0.0	0.0	0	0	0	0	0	0	0	0	0	0	0
Dec 14	@	SF	p	0	0	0	0.0	0.0	0	0	0	0	0	0	0	0	0	0	2
Dec 21		KC	0	0	0	0	0.0	0.0	0	0	0	0	0	0	0	0	0	0	0
Dec 28		NO	0	0	0	0	0.0	0.0	0	0	0	0	0	0	0	0	0	0	0
W18	@	JAX	0	0	0	0	0.0	0.0	0	0	0	0	0	0	0	0	0	0	0
2025 Totals			**7 / 0**	**0**	**0**	**0**	**0.0**	**0.0**	**0**	**0**	**0**	**0**	**0**	**0**	**0**	**0**	**0**	**0**	**3**

DARRELL BAKER JR. (CB)

				TACKLES . . .							INTERCEPTIONS . . .					FUMBLES . . .			
Date		Opp	GP / GS	Tot	Solo	Asst	Sk	Yds	QBP	TFL	No	Yds	Lg	TD	PD	FF	FR	Yds	SpT
Sept 7	@	DEN	p	4	3	1	0.0	0.0	0	0	0	0	0	0	0	0	0	0	0
Sept 14		LAR	p	3	1	2	0.0	0.0	0	0	0	0	0	0	0	0	0	0	0
Sept 21		IND	p	2	0	2	0.0	0.0	0	0	0	0	0	0	0	0	0	0	0
Sept 28	@	HST	p	0	0	0	0.0	0.0	0	0	0	0	0	0	0	0	0	0	0
Oct 5	@	ARI	p	0	0	0	0.0	0.0	0	0	0	0	0	0	0	0	0	0	0
Oct 12	@	LVR	p	0	0	0	0.0	0.0	0	0	0	0	0	0	0	0	0	0	1
Oct 19		NE	p	3	2	1	0.0	0.0	0	0	0	0	0	0	0	0	0	0	0
Oct 26	@	IND	S	5	4	1	0.0	0.0	0	0	0	0	0	0	0	0	0	0	0
Nov 2		LAC	S	4	2	2	0.0	0.0	0	0	0	0	0	0	1	0	0	0	0
Nov 16		HST	S	11	8	3	0.0	0.0	0	0	0	0	0	0	1	0	0	0	1
Nov 23		SEA	S	2	1	1	0.0	0.0	0	0	0	0	0	0	1	0	0	0	0
Nov 30		JAX	S	3	2	1	0.0	0.0	0	0	0	0	0	0	1	0	0	0	0
Dec 7	@	CLE	S	2	2	0	0.0	0.0	0	0	0	0	0	0	2	0	0	0	0
Dec 14	@	SF	S	5	4	1	0.0	0.0	0	0	0	0	0	0	0	0	0	0	0
Dec 21		KC	0	0	0	0	0.0	0.0	0	0	0	0	0	0	0	0	0	0	0
Dec 28		NO	0	0	0	0	0.0	0.0	0	0	0	0	0	0	0	0	0	0	0
W18	@	JAX	0	0	0	0	0.0	0.0	0	0	0	0	0	0	0	0	0	0	0
2025 Totals			**14 / 7**	**44**	**29**	**15**	**0.0**	**0.0**	**0**	**0**	**0**	**0**	**0**	**0**	**6**	**0**	**0**	**0**	**2**

CODY BARTON (LB)

				TACKLES . . .							INTERCEPTIONS . . .					FUMBLES . . .			
Date		Opp	GP / GS	Tot	Solo	Asst	Sk	Yds	QBP	TFL	No	Yds	Lg	TD	PD	FF	FR	Yds	SpT
Sept 7	@	DEN	S	9	5	4	0.0	0.0	0	1	0	0	0	0	0	0	0	0	0
Sept 14		LAR	S	5	2	3	0.0	0.0	1	0	1	0	0	0	1	0	0	0	0
Sept 21		IND	S	6	5	1	0.0	0.0	0	0	0	0	0	0	0	0	0	0	0
Sept 28	@	HST	S	9	6	3	0.0	0.0	0	0	0	0	0	0	0	0	0	0	0
Oct 5	@	ARI	S	6	4	2	0.0	0.0	0	0	0	0	0	0	0	0	0	0	0
Oct 12	@	LVR	S	3	0	3	0.0	0.0	1	0	1	1	1	0	1	0	0	0	0
Oct 19		NE	S	4	1	3	0.0	0.0	0	0	0	0	0	0	0	0	0	0	0
Oct 26	@	IND	S	3	2	1	0.0	0.0	0	1	0	0	0	0	1	0	0	0	0
Nov 2		LAC	S	6	2	4	0.0	0.0	0	0	1	24	24t	1	1	0	0	0	0
Nov 16		HST	S	6	2	4	1.0	11.0	2	1	0	0	0	0	3	0	0	0	0
Nov 23		SEA	S	3	1	2	0.0	0.0	1	0	0	0	0	0	0	0	0	0	0
Nov 30		JAX	S	2	2	0	0.0	0.0	2	1	0	0	0	0	0	0	0	0	0
Dec 7	@	CLE	S	5	1	4	0.0	0.0	0	0	0	0	0	0	3	0	0	0	0
Dec 14	@	SF	S	5	1	4	0.0	0.0	0	0	0	0	0	0	0	0	0	0	0
Dec 21		KC	0	0	0	0	0.0	0.0	0	0	0	0	0	0	0	0	0	0	0
Dec 28		NO	0	0	0	0	0.0	0.0	0	0	0	0	0	0	0	0	0	0	0
W18	@	JAX	0	0	0	0	0.0	0.0	0	0	0	0	0	0	0	0	0	0	0
2025 Totals			**14 / 14**	**72**	**34**	**38**	**1.0**	**11.0**	**7**	**4**	**3**	**25**	**24t**	**1**	**10**	**0**	**0**	**0**	**0**

KENDELL BROOKS (S)

				TACKLES . . .							INTERCEPTIONS . . .					FUMBLES . . .			
Date		Opp	GP / GS	Tot	Solo	Asst	Sk	Yds	QBP	TFL	No	Yds	Lg	TD	PD	FF	FR	Yds	SpT
Oct 5	@	ARI	p	0	0	0	0.0	0.0	0	0	0	0	0	0	0	0	0	0	1
Oct 12	@	LVR	p	0	0	0	0.0	0.0	0	0	0	0	0	0	0	0	0	0	0
Oct 19		NE	p	0	0	0	0.0	0.0	0	0	0	0	0	0	0	0	0	0	0
Oct 26	@	IND	p	0	0	0	0.0	0.0	0	0	0	0	0	0	0	0	0	0	1
Nov 2		LAC	p	0	0	0	0.0	0.0	0	0	0	0	0	0	0	0	0	0	0
Nov 16		HST	p	0	0	0	0.0	0.0	0	0	0	0	0	0	0	0	0	0	3
Nov 23		SEA	IA	0	0	0	0.0	0.0	0	0	0	0	0	0	0	0	0	0	0
Nov 30		JAX	IA	0	0	0	0.0	0.0	0	0	0	0	0	0	0	0	0	0	0
Dec 7	@	CLE	p	0	0	0	0.0	0.0	0	0	0	0	0	0	0	0	0	0	0
Dec 14	@	SF	p	8	3	5	0.0	0.0	0	0	0	0	0	0	0	0	0	0	0
Dec 21		KC	0	0	0	0	0.0	0.0	0	0	0	0	0	0	0	0	0	0	0
Dec 28		NO	0	0	0	0	0.0	0.0	0	0	0	0	0	0	0	0	0	0	0
W18	@	JAX	0	0	0	0	0.0	0.0	0	0	0	0	0	0	0	0	0	0	0
2025 Totals			**8 / 0**	**8**	**3**	**5**	**0.0**	**0.0**	**0**	**0**	**0**	**0**	**0**	**0**	**0**	**0**	**0**	**0**	**5**

2025 TENNESSEE TITANS INDIVIDUAL GAME-BY-GAME DEFENSIVE STATISTICS

MIKE BROWN (S)

				TACKLES . . .							INTERCEPTIONS . . .					FUMBLES . . .			
Date		Opp	GP / GS	Tot	Solo	Asst	Sk	Yds	QBP	TFL	No	Yds	Lg	TD	PD	FF	FR	Yds	SpT
Sept 7	@	DEN	p	0	0	0	0.0	0.0	0	0	0	0	0	0	0	0	0	0	0
Sept 14		LAR	p	0	0	0	0.0	0.0	0	0	0	0	0	0	0	0	0	0	1
Sept 21		IND	p	0	0	0	0.0	0.0	0	0	0	0	0	0	0	0	0	0	0
Sept 28	@	HST	p	0	0	0	0.0	0.0	0	0	0	0	0	0	0	0	0	0	0
Oct 5	@	ARI	IR	0	0	0	0.0	0.0	0	0	0	0	0	0	0	0	0	0	0
Oct 12	@	LVR	IR	0	0	0	0.0	0.0	0	0	0	0	0	0	0	0	0	0	0
Oct 19		NE	IR	0	0	0	0.0	0.0	0	0	0	0	0	0	0	0	0	0	0
Oct 26	@	IND	IR	0	0	0	0.0	0.0	0	0	0	0	0	0	0	0	0	0	0
Nov 2		LAC	IR	0	0	0	0.0	0.0	0	0	0	0	0	0	0	0	0	0	0
Nov 16		HST	p	0	0	0	0.0	0.0	0	0	0	0	0	0	0	0	0	0	0
Nov 23		SEA	p	0	0	0	0.0	0.0	0	0	0	0	0	0	0	0	0	0	2
Nov 30		JAX	p	0	0	0	0.0	0.0	0	0	0	0	0	0	0	0	0	0	0
Dec 7	@	CLE	p	0	0	0	0.0	0.0	0	0	0	0	0	0	0	0	0	0	0
Dec 14	@	SF	p	0	0	0	0.0	0.0	0	0	0	0	0	0	0	0	0	0	0
Dec 21		KC	0	0	0	0	0.0	0.0	0	0	0	0	0	0	0	0	0	0	0
Dec 28		NO	0	0	0	0	0.0	0.0	0	0	0	0	0	0	0	0	0	0	0
W18	@	JAX	0	0	0	0	0.0	0.0	0	0	0	0	0	0	0	0	0	0	0
2025 Totals			**9 / 0**	**0**	**0**	**0**	**0.0**	**0.0**	**0**	**0**	**0**	**0**	**0**	**0**	**0**	**0**	**0**	**0**	**3**

JARVIS BROWNLEE JR. (CB)

				TACKLES . . .							INTERCEPTIONS . . .					FUMBLES . . .			
Date		Opp	GP / GS	Tot	Solo	Asst	Sk	Yds	QBP	TFL	No	Yds	Lg	TD	PD	FF	FR	Yds	SpT
Sept 7	@	DEN	S	9	6	3	0.0	0.0	0	2	0	0	0	0	1	0	0	0	0
Sept 14		LAR	S	8	5	3	0.0	0.0	0	0	0	0	0	0	0	0	0	0	0
Sept 21		IND	IA	0	0	0	0	0.0	0	0	0	0	0	0	0	0	0	0	0
2025 Totals			**2 / 2**	**17**	**11**	**6**	**0.0**	**0.0**	**0**	**2**	**0**	**0**	**0**	**0**	**1**	**0**	**0**	**0**	**0**

QUANDRE DIGGS (S)

				TACKLES . . .							INTERCEPTIONS . . .					FUMBLES . . .			
Date		Opp	GP / GS	Tot	Solo	Asst	Sk	Yds	QBP	TFL	No	Yds	Lg	TD	PD	FF	FR	Yds	SpT
Sept 7	@	DEN	p	3	2	1	0.0	0.0	0	0	0	0	0	0	0	0	0	0	0
Sept 14		LAR	p	1	1	0	0.0	0.0	0	0	0	0	0	0	0	0	0	0	0
Sept 21		IND	S	0	0	0	0	0.0	0	0	0	0	0	0	0	0	0	0	0
Sept 28	@	HST	S	5	2	3	0.0	0.0	0	0	0	0	0	0	1	0	0	0	0
Oct 5	@	ARI	p	2	1	1	0.0	0.0	0	0	0	0	0	0	0	0	0	0	0
Oct 12	@	LVR	S	4	2	2	0.0	0.0	0	0	0	0	0	0	0	0	0	0	0
Oct 19		NE	p	7	3	4	0.0	0.0	0	0	0	0	0	0	0	0	0	0	0
Oct 26	@	IND	p	3	3	0	0.0	0.0	0	0	0	0	0	0	0	0	0	0	0
Nov 2		LAC	S	5	3	2	0.0	0.0	0	0	0	0	0	0	0	0	0	0	0
2025 Totals			**9 / 4**	**30**	**17**	**13**	**0.0**	**0.0**	**0**	**0**	**0**	**0**	**0**	**0**	**1**	**0**	**0**	**0**	**0**

CEDRIC GRAY (LB)

				TACKLES . . .							INTERCEPTIONS . . .					FUMBLES . . .			
Date		Opp	GP / GS	Tot	Solo	Asst	Sk	Yds	QBP	TFL	No	Yds	Lg	TD	PD	FF	FR	Yds	SpT
Sept 7	@	DEN	S	7	4	3	0.0	0.0	1	0	0	0	0	0	0	0	0	0	1
Sept 14		LAR	S	4	3	1	0.0	0.0	0	0	0	0	0	0	0	0	0	0	1
Sept 21		IND	S	5	3	2	0	0.0	0	0	0	0	0	0	0	0	0	0	1
Sept 28	@	HST	S	17	10	7	0.0	0.0	1	1	0	0	0	0	0	0	0	0	0
Oct 5	@	ARI	S	12	6	6	0.0	0.0	1	1	0	0	0	0	0	0	0	0	0
Oct 12	@	LVR	S	11	2	9	0.0	0.0	0	0	0	0	0	0	2	0	0	0	1
Oct 19		NE	S	10	7	3	0.0	0.0	3	1	0	0	0	0	0	0	0	0	0
Oct 26	@	IND	S	5	4	1	0.0	0.0	1	1	0	0	0	0	0	0	0	0	0
Nov 2		LAC	S	16	11	5	1.0	7.0	1	1	0	0	0	0	0	0	0	0	0
Nov 16		HST	S	11	6	5	0.0	0.0	1	1	0	0	0	0	2	0	0	0	0
Nov 23		SEA	S	7	6	1	0.0	0.0	0	0	0	0	0	0	0	0	0	0	0
Nov 30		JAX	S	9	7	2	0.0	0.0	1	0	0	0	0	0	0	0	0	0	0
Dec 7	@	CLE	S	10	7	3	0.0	0.0	2	0	0	0	0	0	0	0	1	19	0
Dec 14	@	SF	S	16	7	9	0.0	0.0	2	0	0	0	0	0	0	0	0	0	0
Dec 21		KC	0	0	0	0	0.0	0.0	0	0	0	0	0	0	0	0	0	0	0
Dec 28		NO	0	0	0	0	0.0	0.0	0	0	0	0	0	0	0	0	0	0	0
W18	@	JAX	0	0	0	0	0.0	0.0	0	0	0	0	0	0	0	0	0	0	0
2025 Totals			**14 / 14**	**140**	**83**	**57**	**1.0**	**7.0**	**14**	**6**	**0**	**0**	**0**	**0**	**4**	**0**	**1**	**19**	**4**

2025 TENNESSEE TITANS INDIVIDUAL GAME-BY-GAME DEFENSIVE STATISTICS

JAYLEN HARRELL (OLB)

				TACKLES . . .							INTERCEPTIONS . . .					FUMBLES . . .			
Date		Opp	GP / GS	Tot	Solo	Asst	Sk	Yds	QBP	TFL	No	Yds	Lg	TD	PD	FF	FR	Yds	SpT
Sept 7	@	DEN	p	0	0	0	0.0	0.0	0	0	0	0	0	0	0	0	0	0	3
Sept 14		LAR	p	0	0	0	0	0.0	0	0	0	0	0	0	0	0	0	0	0
Sept 21		IND	p	0	0	0	0.0	0.0	0	0	0	0	0	0	0	0	0	0	1
Sept 28	@	HST	p	0	0	0	0.0	0.0	0	0	0	0	0	0	0	0	0	0	0
Oct 5	@	ARI	p	0	0	0	0.0	0.0	0	0	0	0	0	0	0	0	0	0	1
Oct 12	@	LVR	p	0	0	0	0.0	0.0	0	0	0	0	0	0	0	0	0	0	0
Oct 19		NE	p	3	3	0	0.0	0.0	2	0	0	0	0	0	0	0	0	0	0
Oct 26	@	IND	p	0	0	0	0.0	0.0	1	0	0	0	0	0	0	0	0	0	1
Nov 2		LAC	p	2	0	2	0.0	0.0	1	0	0	0	0	0	0	0	0	0	0
Nov 16		HST	p	2	0	2	0.5	5.0	2	0	0	0	0	0	0	0	0	0	0
Nov 23		SEA	p	0	0	0	0.0	0.0	0	0	0	0	0	0	0	0	0	0	0
Nov 30		JAX	p	1	0	1	0.0	0.0	2	0	0	0	0	0	0	0	0	0	0
Dec 7	@	CLE	p	2	1	1	0.5	1.0	4	1	0	0	0	0	0	0	0	0	0
Dec 14	@	SF	p	2	1	1	1.0	3.0	2	1	0	0	0	0	0	0	0	0	0
Dec 21		KC	0	0	0	0	0.0	0.0	0	0	0	0	0	0	0	0	0	0	0
Dec 28		NO	0	0	0	0	0.0	0.0	0	0	0	0	0	0	0	0	0	0	0
W18	@	JAX	0	0	0	0	0.0	0.0	0	0	0	0	0	0	0	0	0	0	0
2025 Totals			**14 / 0**	**12**	**5**	**7**	**2.0**	**9.0**	**14**	**2**	**0**	**0**	**0**	**0**	**0**	**0**	**0**	**0**	**6**

MARCUS HARRIS (CB)

				TACKLES . . .							INTERCEPTIONS . . .					FUMBLES . . .			
Date		Opp	GP / GS	Tot	Solo	Asst	Sk	Yds	QBP	TFL	No	Yds	Lg	TD	PD	FF	FR	Yds	SpT
Sept 7	@	DEN	p	0	0	0	0.0	0.0	0	0	0	0	0	0	0	0	0	0	0
Sept 14		LAR	p	0	0	0	0	0.0	0	0	0	0	0	0	0	0	0	0	0
Sept 21		IND	p	0	0	0	0.0	0.0	0	0	0	0	0	0	0	0	0	0	0
Sept 28	@	HST	p	0	0	0	0.0	0.0	0	0	0	0	0	0	0	0	0	0	2
Oct 5	@	ARI	p	0	0	0	0.0	0.0	0	0	0	0	0	0	0	0	0	0	1
Oct 12	@	LVR	IA	0	0	0	0.0	0.0	0	0	0	0	0	0	0	0	0	0	0
Oct 19		NE	p	0	0	0	0.0	0.0	0	0	0	0	0	0	0	0	0	0	0
Oct 26	@	IND	p	2	1	1	0.0	0.0	0	0	0	0	0	0	0	0	0	0	0
Nov 2		LAC	p	1	1	0	0.0	0.0	0	0	0	0	0	0	1	0	0	0	0
Nov 16		HST	p	4	2	2	0.0	0.0	1	0	0	0	0	0	1	0	0	0	0
Nov 23		SEA	S	2	1	1	0.0	0.0	1	0	0	0	0	0	2	0	0	0	0
Nov 30		JAX	S	4	3	1	0.0	0.0	0	0	0	0	0	0	0	0	0	0	0
Dec 7	@	CLE	S	4	3	1	0.0	0.0	0	0	0	0	0	0	0	1	0	0	0
Dec 14	@	SF	S	7	5	2	0.0	0.0	0	1	0	0	0	0	1	0	0	0	0
Dec 21		KC	0	0	0	0	0.0	0.0	0	0	0	0	0	0	0	0	0	0	0
Dec 28		NO	0	0	0	0	0.0	0.0	0	0	0	0	0	0	0	0	0	0	0
W18	@	JAX	0	0	0	0	0.0	0.0	0	0	0	0	0	0	0	0	0	0	0
2025 Totals			**13 / 4**	**24**	**16**	**8**	**0.0**	**0.0**	**2**	**1**	**0**	**0**	**0**	**0**	**5**	**1**	**0**	**0**	**3**

AMANI HOOKER (S)

				TACKLES . . .							INTERCEPTIONS . . .					FUMBLES . . .			
Date		Opp	GP / GS	Tot	Solo	Asst	Sk	Yds	QBP	TFL	No	Yds	Lg	TD	PD	FF	FR	Yds	SpT
Sept 7	@	DEN	S	5	3	2	0.0	0.0	0	0	0	0	0	0	1	0	0	0	0
Sept 14		LAR	S	8	5	3	1.0	8.0	1	1	0	0	0	0	0	0	0	0	0
Sept 21		IND	S	5	5	0	0	0.0	2	0	0	0	0	0	2	0	0	0	0
Sept 28	@	HST	S	5	3	2	0.0	0.0	0	0	0	0	0	0	0	0	0	0	0
Oct 5	@	ARI	S	4	3	1	0.0	0.0	0	0	0	0	0	0	0	0	0	0	0
Oct 12	@	LVR	S	3	3	0	0.0	0.0	0	1	0	0	0	0	0	0	0	0	0
Oct 19		NE	S	6	3	3	0.0	0.0	0	0	0	0	0	0	0	0	0	0	0
Oct 26	@	IND	S	5	4	1	0.0	0.0	0	0	0	0	0	0	3	0	0	0	0
Nov 2		LAC	S	7	6	1	0.0	0.0	0	0	0	0	0	0	0	0	0	0	0
Nov 16		HST	S	9	8	1	0.0	0.0	0	0	0	0	0	0	1	0	0	0	0
Nov 23		SEA	S	2	2	0	0.0	0.0	0	0	0	0	0	0	0	0	0	0	0
Nov 30		JAX	S	4	1	3	0.0	0.0	0	1	0	0	0	0	0	0	0	0	0
Dec 7	@	CLE	S	6	4	2	0.0	0.0	1	0	0	0	0	0	0	0	0	0	0
Dec 14	@	SF	S	7	5	2	0.0	0.0	0	0	0	0	0	0	1	0	0	0	0
Dec 21		KC	0	0	0	0	0.0	0.0	0	0	0	0	0	0	0	0	0	0	0
Dec 28		NO	0	0	0	0	0.0	0.0	0	0	0	0	0	0	0	0	0	0	0
W18	@	JAX	0	0	0	0	0.0	0.0	0	0	0	0	0	0	0	0	0	0	0
2025 Totals			**14 / 14**	**76**	**55**	**21**	**1.0**	**8.0**	**4**	**3**	**0**	**0**	**0**	**0**	**8**	**0**	**0**	**0**	**0**

DRE'MONT JONES (OLB)

				TACKLES . . .							INTERCEPTIONS . . .					FUMBLES . . .			
Date		Opp	GP / GS	Tot	Solo	Asst	Sk	Yds	QBP	TFL	No	Yds	Lg	TD	PD	FF	FR	Yds	SpT
Sept 7	@	DEN	S	5	2	3	0.0	0.0	0	0	0	0	0	0	0	0	1	0	0
Sept 14		LAR	S	1	0	1	0	0.0	0	0	0	0	0	0	0	0	0	0	0
Sept 21		IND	p	4	3	1	0.0	0.0	0	0	0	0	0	0	0	0	0	0	0
Sept 28	@	HST	S	4	3	1	0.0	0.0	2	0	0	0	0	0	0	0	0	0	0
Oct 5	@	ARI	S	5	3	2	1.0	10.0	2	2	0	0	0	0	0	0	0	0	0
Oct 12	@	LVR	S	2	1	1	0.0	0.0	0	1	0	0	0	0	0	0	0	0	0
Oct 19		NE	S	4	3	1	0.0	0.0	1	1	0	0	0	0	0	0	0	0	0
Oct 26	@	IND	p	0	0	0	0.0	0.0	1	0	0	0	0	0	0	0	0	0	0
Nov 2		LAC	S	3	2	1	1.0	9.0	3	1	0	0	0	0	0	0	0	0	0
2025 Totals			**14 / 9**	**39**	**21**	**18**	**2.0**	**19.0**	**16**	**6**	**0**	**0**	**0**	**0**	**0**	**0**	**1**	**0**	**0**

2025 TENNESSEE TITANS INDIVIDUAL GAME-BY-GAME DEFENSIVE STATISTICS

TRUMAN JONES (OLB)

			TACKLES . . .							INTERCEPTIONS . . .					FUMBLES . . .			
Date	Opp	GP / GS	Tot	Solo	Asst	Sk	Yds	QBP	TFL	No	Yds	Lg	TD	PD	FF	FR	Yds	SpT
Nov 2	LAC	p	0	0	0	0.0	0.0	0	0	0	0	0	0	0	0	0	0	0
Nov 16	HST	p	1	0	1	0.0	0.0	0	0	0	0	0	0	0	0	0	0	0
Nov 23	SEA	p	0	0	0	0.0	0.0	0	0	0	0	0	0	0	0	0	0	0
Nov 30	JAX	p	1	0	1	0.0	0.0	0	0	0	0	0	0	0	0	0	0	0
Dec 7	@ CLE	p	0	0	0	0.0	0.0	0	0	0	0	0	0	0	0	0	0	0
Dec 14	@ SF	p	0	0	0	0.0	0.0	0	0	0	0	0	0	0	0	0	0	0
Dec 21	KC	0	0	0	0	0.0	0.0	0	0	0	0	0	0	0	0	0	0	0
Dec 28	NO	0	0	0	0	0.0	0.0	0	0	0	0	0	0	0	0	0	0	0
W18	@ JAX	0	0	0	0	0.0	0.0	0	0	0	0	0	0	0	0	0	0	0
2025 Totals		**6 / 0**	**2**	**0**	**2**	**0.0**	**0.0**	**0**	**0**	**0**	**0**	**0**	**0**	**0**	**0**	**0**	**0**	**0**

SEBASTIAN JOSEPH-DAY (DE)

			TACKLES . . .							INTERCEPTIONS . . .					FUMBLES . . .			
Date	Opp	GP / GS	Tot	Solo	Asst	Sk	Yds	QBP	TFL	No	Yds	Lg	TD	PD	FF	FR	Yds	SpT
Sept 7	@ DEN	S	5	2	3	0.0	0.0	0	0	0	0	0	0	0	0	1	0	0
Sept 14	LAR	S	1	0	1	0.0	0.0	0	0	0	0	0	0	0	0	0	0	0
Sept 21	IND	p	4	3	1	0	0.0	0	0	0	0	0	0	0	0	0	0	0
Sept 28	@ HST	S	4	3	1	0.0	0.0	2	0	0	0	0	0	0	0	0	0	0
Oct 5	@ ARI	S	5	3	2	1.0	10.0	2	2	0	0	0	0	0	0	0	0	0
Oct 12	@ LVR	S	2	1	1	0.0	0.0	0	1	0	0	0	0	0	0	0	0	0
Oct 19	NE	S	4	3	1	0.0	0.0	1	1	0	0	0	0	0	0	0	0	0
Oct 26	@ IND	p	0	0	0	0.0	0.0	1	0	0	0	0	0	0	0	0	0	0
Nov 2	LAC	S	3	2	1	1.0	9.0	3	1	0	0	0	0	0	0	0	0	0
Nov 16	HST	S	3	1	2	0.0	0.0	0	1	0	0	0	0	0	0	0	0	0
Nov 23	SEA	p	2	1	1	0.0	0.0	4	0	0	0	0	0	0	0	0	0	0
Nov 30	JAX	p	3	1	2	0.0	0.0	0	0	0	0	0	0	0	0	0	0	0
Dec 7	@ CLE	p	1	0	1	0.0	0.0	1	0	0	0	0	0	0	0	0	0	0
Dec 14	@ SF	S	2	1	1	0.0	0.0	2	0	0	0	0	0	0	0	0	0	0
Dec 21	KC	0	0	0	0	0.0	0.0	0	0	0	0	0	0	0	0	0	0	0
Dec 28	NO	0	0	0	0	0.0	0.0	0	0	0	0	0	0	0	0	0	0	0
W18	@ JAX	0	0	0	0	0.0	0.0	0	0	0	0	0	0	0	0	0	0	0
2025 Totals		**14 / 9**	**39**	**21**	**18**	**2.0**	**19.0**	**16**	**6**	**0**	**0**	**0**	**0**	**0**	**0**	**1**	**0**	**0**

ARDEN KEY (OLB)

			TACKLES . . .							INTERCEPTIONS . . .					FUMBLES . . .			
Date	Opp	GP / GS	Tot	Solo	Asst	Sk	Yds	QBP	TFL	No	Yds	Lg	TD	PD	FF	FR	Yds	SpT
Sept 7	@ DEN	p	1	1	0	0.0	0.0	1	0	0	0	0	0	0	0	0	0	0
Sept 14	LAR	S	1	0	1	0.0	0.0	0	0	0	0	0	0	0	0	0	0	0
Sept 21	IND	S	0	0	0	0	0.0	1	0	0	0	0	0	0	0	0	0	0
Sept 28	@ HST	S	2	1	1	1.0	6.0	2	1	0	0	0	0	0	0	0	0	0
Oct 5	@ ARI	p	2	0	2	0.5	4.0	1	0	0	0	0	0	0	0	0	0	0
Oct 12	@ LVR	IA	0	0	0	0.0	0.0	0	0	0	0	0	0	0	0	0	0	0
Oct 19	NE	IA	0	0	0	0.0	0.0	0	0	0	0	0	0	0	0	0	0	0
Oct 26	@ IND	IA	0	0	0	0.0	0.0	0	0	0	0	0	0	0	0	0	0	0
Nov 2	LAC	IA	0	0	0	0.0	0.0	0	0	0	0	0	0	0	0	0	0	0
Nov 16	HST	S	3	2	1	1.5	11.0	4	2	0	0	0	0	0	0	0	0	0
Nov 23	SEA	S	2	2	0	1.0	5.0	3	2	0	0	0	0	0	0	0	0	0
Nov 30	JAX	S	3	0	3	0.0	0.0	3	0	0	0	0	0	0	0	0	0	0
Dec 7	@ CLE	S	3	1	2	0.0	0.0	9	0	0	0	0	0	0	0	0	0	0
Dec 14	@ SF	S	2	0	2	0.0	0.0	3	0	0	0	0	0	0	0	0	0	0
Dec 21	KC	0	0	0	0	0.0	0.0	0	0	0	0	0	0	0	0	0	0	0
Dec 28	NO	0	0	0	0	0.0	0.0	0	0	0	0	0	0	0	0	0	0	0
W18	@ JAX	0	0	0	0	0.0	0.0	0	0	0	0	0	0	0	0	0	0	0
2025 Totals		**10 / 8**	**19**	**7**	**12**	**4.0**	**26.0**	**27**	**5**	**0**	**0**	**0**	**0**	**0**	**0**	**0**	**0**	**0**

JAMES LYNCH (DL)

			TACKLES . . .							INTERCEPTIONS . . .					FUMBLES . . .			
Date	Opp	GP / GS	Tot	Solo	Asst	Sk	Yds	QBP	TFL	No	Yds	Lg	TD	PD	FF	FR	Yds	SpT
Sept 7	@ DEN	p	2	1	1	0.0	0.0	0	0	0	0	0	0	0	0	0	0	0
Sept 14	LAR	p	1	0	1	0	0.0	1	0	0	0	0	0	0	0	0	0	0
Sept 21	IND	S	2	2	0	0.0	0.0	0	0	0	0	0	0	0	0	0	0	0
Sept 28	@ HST	p	1	0	1	0.0	0.0	0	0	0	0	0	0	0	0	0	0	0
Oct 5	@ ARI	p	2	2	0	0.0	0.0	0	0	0	0	0	0	0	0	0	0	0
Oct 12	@ LVR	p	1	1	0	0.0	0.0	0	0	0	0	0	0	0	0	0	0	0
Oct 19	NE	p	3	2	1	0.0	0.0	1	1	0	0	0	0	0	0	0	0	0
Oct 26	@ IND	p	1	0	1	0.0	0.0	2	0	0	0	0	0	0	0	0	0	0
Nov 2	LAC	p	3	2	1	0.0	0.0	3	0	0	0	0	0	0	0	0	0	0
Nov 16	HST	p	1	0	1	0.0	0.0	0	0	0	0	0	0	0	0	0	0	0
Nov 23	SEA	p	0	0	0	0.0	0.0	1	0	0	0	0	0	0	0	0	0	0
Nov 30	JAX	p	1	1	0	0.0	0.0	0	0	0	0	0	0	1	0	0	0	0
Dec 7	@ CLE	p	2	2	0	0.0	0.0	0	0	0	0	0	0	0	0	0	0	0
Dec 14	@ SF	p	1	0	1	0.0	0.0	0	0	0	0	0	0	0	0	0	0	0
Dec 21	KC	0	0	0	0	0.0	0.0	0	0	0	0	0	0	0	0	0	0	0
Dec 28	NO	0	0	0	0	0.0	0.0	0	0	0	0	0	0	0	0	0	0	0
W18	@ JAX	0	0	0	0	0.0	0.0	0	0	0	0	0	0	0	0	0	0	0
2025 Totals		**14 / 1**	**21**	**13**	**8**	**0.0**	**0.0**	**8**	**1**	**0**	**0**	**0**	**0**	**1**	**0**	**0**	**0**	**0**

2025 TENNESSEE TITANS INDIVIDUAL GAME-BY-GAME DEFENSIVE STATISTICS

DORIAN MAUSI (LB)

				TACKLES . . .							INTERCEPTIONS . . .					FUMBLES . . .			
Date		Opp	GP / GS	Tot	Solo	Asst	Sk	Yds	QBP	TFL	No	Yds	Lg	TD	PD	FF	FR	Yds	SpT
Sept 7	@	DEN	p	0	0	0	0	0.0	0	0	0	0	0	0	0	0	0	0	0
Sept 14		LAR	p	0	0	0	0.0	0.0	0	0	0	0	0	0	0	0	0	0	1
Sept 21		IND	p	0	0	0	0	0.0	0	0	0	0	0	0	0	0	0	0	1
Sept 28	@	HST	p	0	0	0	0.0	0.0	0	0	0	0	0	0	0	0	0	0	0
Oct 5	@	ARI	p	0	0	0	0.0	0.0	0	0	0	0	0	0	0	0	0	0	2
Oct 12	@	LVR	p	0	0	0	0.0	0.0	0	0	0	0	0	0	0	0	0	0	1
Oct 19		NE	p	0	0	0	0.0	0.0	0	0	0	0	0	0	0	0	0	0	0
Oct 26	@	IND	p	0	0	0	0.0	0.0	0	0	0	0	0	0	0	0	0	0	0
Nov 2		LAC	p	0	0	0	0.0	0.0	0	0	0	0	0	0	0	0	0	0	2
Nov 16		HST	p	0	0	0	0.0	0.0	0	0	0	0	0	0	0	0	0	0	0
Nov 23		SEA	p	0	0	0	0.0	0.0	0	0	0	0	0	0	0	0	0	0	0
Nov 30		JAX	p	0	0	0	0.0	0.0	0	0	0	0	0	0	0	0	0	0	0
Dec 7	@	CLE	p	0	0	0	0.0	0.0	0	0	0	0	0	0	0	0	0	0	1
Dec 14	@	SF	p	0	0	0	0.0	0.0	0	0	0	0	0	0	0	0	0	0	0
Dec 21		KC	0	0	0	0	0.0	0.0	0	0	0	0	0	0	0	0	0	0	0
Dec 28		NO	0	0	0	0	0.0	0.0	0	0	0	0	0	0	0	0	0	0	0
W18	@	JAX	0	0	0	0	0.0	0.0	0	0	0	0	0	0	0	0	0	0	0
2025 Totals			**14 / 0**	**0**	**0**	**0**	**0.0**	**0.0**	**0**	**0**	**0**	**0**	**0**	**0**	**0**	**0**	**0**	**0**	**8**

ROGER MCCREARY (CB)

				TACKLES . . .							INTERCEPTIONS . . .					FUMBLES . . .			
Date		Opp	GP / GS	Tot	Solo	Asst	Sk	Yds	QBP	TFL	No	Yds	Lg	TD	PD	FF	FR	Yds	SpT
Sept 7	@	DEN	p	5	4	1	0.0	0.0	0	0	1	0	0	0	1	0	0	0	0
Sept 14		LAR	S	7	3	4	0	0.0	1	0	0	0	0	0	1	0	0	0	0
Sept 21		IND	p	2	1	1	0.0	0.0	1	0	0	0	0	0	0	0	0	0	0
Sept 28	@	HST	p	5	2	3	0.0	0.0	0	0	0	0	0	0	0	0	0	0	0
Oct 5	@	ARI	p	1	1	0	0.0	0.0	0	0	0	0	0	0	0	0	0	0	0
Oct 12	@	LVR	p	4	3	1	0.0	0.0	0	0	0	0	0	0	0	0	0	0	0
Oct 19		NE	S	6	4	2	0.0	0.0	1	0	0	0	0	0	0	0	0	0	0
Oct 26	@	IND	S	3	3	0	1.0	9.0	2	1	0	0	0	0	0	0	0	0	0
2025 Totals			**8 / 3**	**33**	**21**	**12**	**1.0**	**9.0**	**5**	**1**	**1**	**0**	**0**	**0**	**2**	**0**	**0**	**0**	**0**

OLUWAFEMI OLADEJO (OLB)

				TACKLES . . .							INTERCEPTIONS . . .					FUMBLES . . .			
Date		Opp	GP / GS	Tot	Solo	Asst	Sk	Yds	QBP	TFL	No	Yds	Lg	TD	PD	FF	FR	Yds	SpT
Sept 7	@	DEN	S	2	0	2	0.0	0.0	1	0	0	0	0	0	0	0	0	0	0
Sept 14		LAR	p	2	0	2	0.0	0.0	0	0	0	0	0	0	0	0	0	0	0
Sept 21		IND	p	2	1	1	0	0.0	1	0	0	0	0	0	0	0	0	0	0
Sept 28	@	HST	p	2	1	1	0.0	0.0	0	0	0	0	0	0	0	0	0	0	0
Oct 5	@	ARI	S	2	1	1	0.0	0.0	2	0	0	0	0	0	0	0	0	0	0
Oct 12	@	LVR	p	3	2	1	0.0	0.0	2	2	0	0	0	0	0	0	0	0	0
Oct 19		NE	0	0	0	0	0.0	0.0	0	0	0	0	0	0	0	0	0	0	0
Oct 26	@	IND	0	0	0	0	0.0	0.0	0	0	0	0	0	0	0	0	0	0	0
Nov 2		LAC	0	0	0	0	0.0	0.0	0	0	0	0	0	0	0	0	0	0	0
Nov 16		HST	0	0	0	0	0.0	0.0	0	0	0	0	0	0	0	0	0	0	0
Nov 23		SEA	0	0	0	0	0.0	0.0	0	0	0	0	0	0	0	0	0	0	0
Nov 30		JAX	0	0	0	0	0.0	0.0	0	0	0	0	0	0	0	0	0	0	0
Dec 7	@	CLE	0	0	0	0	0.0	0.0	0	0	0	0	0	0	0	0	0	0	0
Dec 14	@	SF	0	0	0	0	0.0	0.0	0	0	0	0	0	0	0	0	0	0	0
Dec 21		KC	0	0	0	0	0.0	0.0	0	0	0	0	0	0	0	0	0	0	0
Dec 28		NO	0	0	0	0	0.0	0.0	0	0	0	0	0	0	0	0	0	0	0
W18	@	JAX	0	0	0	0	0.0	0.0	0	0	0	0	0	0	0	0	0	0	0
2025 Totals			**6 / 2**	**13**	**5**	**8**	**0.0**	**0.0**	**6**	**2**	**0**	**0**	**0**	**0**	**0**	**0**	**0**	**0**	**0**

C.J. RAVENELL (DL)

				TACKLES . . .							INTERCEPTIONS . . .					FUMBLES . . .			
Date		Opp	GP / GS	Tot	Solo	Asst	Sk	Yds	QBP	TFL	No	Yds	Lg	TD	PD	FF	FR	Yds	SpT
Sept 7	@	DEN	IA	0	0	0	0.0	0.0	0	0	0	0	0	0	0	0	0	0	0
Sept 14		LAR	p	1	1	0	0	0.0	0	0	0	0	0	0	0	0	0	0	0
Sept 21		IND	p	2	0	2	0.0	0.0	0	0	0	0	0	0	0	0	0	0	0
Sept 28	@	HST	p	0	0	0	0.0	0.0	0	0	0	0	0	0	0	0	0	0	0
Oct 5	@	ARI	p	0	0	0	0.0	0.0	0	0	0	0	0	0	0	0	0	0	0
Oct 12	@	LVR	p	0	0	0	0.0	0.0	0	0	0	0	0	0	0	0	0	0	0
Oct 19		NE	IA	0	0	0	0.0	0.0	0	0	0	0	0	0	0	0	0	0	0
Oct 26	@	IND	S	1	0	1	0.0	0.0	0	0	0	0	0	0	0	0	0	0	0
Nov 2		LAC	p	1	0	1	0.0	0.0	1	0	0	0	0	0	0	1	0	0	0
Nov 16		HST	p	0	0	0	0.0	0.0	0	0	0	0	0	0	0	0	0	0	0
Nov 23		SEA	IA	0	0	0	0.0	0.0	0	0	0	0	0	0	0	0	0	0	0
Nov 30		JAX	p	0	0	0	0.0	0.0	0	0	0	0	0	0	0	0	0	0	0
Dec 7	@	CLE	p	0	0	0	0.0	0.0	0	0	0	0	0	0	0	0	0	0	0
Dec 14	@	SF	p	0	0	0	0.0	0.0	0	0	0	0	0	0	0	0	0	0	0
Dec 21		KC	0	0	0	0	0.0	0.0	0	0	0	0	0	0	0	0	0	0	0
Dec 28		NO	0	0	0	0	0.0	0.0	0	0	0	0	0	0	0	0	0	0	0
W18	@	JAX	0	0	0	0	0.0	0.0	0	0	0	0	0	0	0	0	0	0	0
2025 Totals			**11 / 1**	**5**	**1**	**4**	**0.0**	**0.0**	**1**	**0**	**0**	**0**	**0**	**0**	**0**	**1**	**0**	**0**	**0**

2025 TENNESSEE TITANS INDIVIDUAL GAME-BY-GAME DEFENSIVE STATISTICS

MICAH ROBINSON (CB)

			TACKLES . . .							INTERCEPTIONS . . .					FUMBLES . . .			
Date	Opp	GP / GS	Tot	Solo	Asst	Sk	Yds	QBP	TFL	No	Yds	Lg	TD	PD	FF	FR	Yds	SpT
Nov 2	LAC	p	0	0	0	0.0	0.0	0	0	0	0	0	0	0	0	0	0	0
Nov 16	HST	p	0	0	0	0.0	0.0	0	0	0	0	0	0	0	0	0	0	1
Nov 23	SEA	p	0	0	0	0.0	0.0	0	0	0	0	0	0	0	0	0	0	1
Nov 30	JAX	p	0	0	0	0.0	0.0	0	0	0	0	0	0	0	0	0	0	0
Dec 7	@ CLE	p	0	0	0	0.0	0.0	0	0	0	0	0	0	0	0	0	0	3
Dec 14	@ SF	p	0	0	0	0.0	0.0	0	0	0	0	0	0	0	0	0	0	0
Dec 21	KC	0	0	0	0	0.0	0.0	0	0	0	0	0	0	0	0	0	0	0
Dec 28	NO	0	0	0	0	0.0	0.0	0	0	0	0	0	0	0	0	0	0	0
W18	@ JAX	0	0	0	0	0.0	0.0	0	0	0	0	0	0	0	0	0	0	0
2025 Totals		**6 / 0**	**0**	**0**	**0**	**0.0**	**0.0**	**0**	**0**	**0**	**0**	**0**	**0**	**0**	**0**	**0**	**0**	**5**

JEFFERY SIMMONS (DT)

			TACKLES . . .							INTERCEPTIONS . . .					FUMBLES . . .			
Date	Opp	GP / GS	Tot	Solo	Asst	Sk	Yds	QBP	TFL	No	Yds	Lg	TD	PD	FF	FR	Yds	SpT
Sept 7	@ DEN	S	4	3	1	1.0	10.0	4	1	0	0	0	0	0	1	0	0	0
Sept 14	LAR	S	2	1	1	0.0	0.0	3	0	0	0	0	0	0	0	0	0	0
Sept 21	IND	S	3	2	1	0	0.0	3	0	0	0	0	0	0	0	0	0	0
Sept 28	@ HST	S	5	4	1	1.0	3.0	4	4	0	0	0	0	0	0	0	0	0
Oct 5	@ ARI	S	8	6	2	1.5	14.0	6	1	0	0	0	0	0	0	0	0	0
Oct 12	@ LVR	S	6	4	2	1.0	8.0	3	2	0	0	0	0	0	0	0	0	0
Oct 19	NE	S	2	1	1	0.0	0.0	0	0	0	0	0	0	0	0	0	0	0
Oct 26	@ IND	IA	0	0	0	0.0	0.0	0	0	0	0	0	0	0	0	0	0	0
Nov 2	LAC	IA	0	0	0	0.0	0.0	0	0	0	0	0	0	0	0	0	0	0
Nov 16	HST	S	3	2	1	1.0	7.0	3	1	0	0	0	0	0	0	0	0	0
Nov 23	SEA	S	2	1	1	0.0	0.0	3	0	0	0	0	0	0	0	0	0	0
Nov 30	JAX	S	6	2	4	1.0	10.0	4	1	0	0	0	0	0	0	0	0	0
Dec 7	@ CLE	S	7	2	5	1.5	12.0	11	2	0	0	0	0	1	0	0	0	0
Dec 14	@ SF	S	7	4	3	1.0	0.0	7	2	0	0	0	0	0	1	0	0	0
Dec 21	KC	0	0	0	0	0.0	0.0	0	0	0	0	0	0	0	0	0	0	0
Dec 28	NO	0	0	0	0	0.0	0.0	0	0	0	0	0	0	0	0	0	0	0
W18	@ JAX	0	0	0	0	0.0	0.0	0	0	0	0	0	0	0	0	0	0	0
2025 Totals		**12 / 12**	**55**	**32**	**23**	**9.0**	**64.0**	**51**	**14**	**0**	**0**	**0**	**0**	**1**	**2**	**0**	**0**	**0**

L'JARIUS SNEED (CB)

			TACKLES . . .							INTERCEPTIONS . . .					FUMBLES . . .			
Date	Opp	GP / GS	Tot	Solo	Asst	Sk	Yds	QBP	TFL	No	Yds	Lg	TD	PD	FF	FR	Yds	SpT
Sept 7	@ DEN	S	3	3	0	0.0	0.0	0	0	0	0	0	0	1	0	0	0	0
Sept 14	LAR	S	3	2	1	0	0.0	0	0	0	0	0	0	2	0	0	0	0
Sept 21	IND	S	1	0	1	0.0	0.0	0	0	0	0	0	0	0	0	0	0	0
Sept 28	@ HST	S	3	3	0	0.0	0.0	0	0	0	0	0	0	0	0	0	0	0
Oct 5	@ ARI	S	4	2	2	0.0	0.0	0	0	0	0	0	0	0	0	0	0	0
Oct 12	@ LVR	S	10	6	4	0.0	0.0	0	0	0	0	0	0	0	0	0	0	0
Oct 19	NE	S	2	2	0	0.0	0.0	0	0	0	0	0	0	0	0	0	0	0
Oct 26	@ IND	0	0	0	0	0.0	0.0	0	0	0	0	0	0	0	0	0	0	0
Nov 2	LAC	0	0	0	0	0.0	0.0	0	0	0	0	0	0	0	0	0	0	0
Nov 16	HST	0	0	0	0	0.0	0.0	0	0	0	0	0	0	0	0	0	0	0
Nov 23	SEA	0	0	0	0	0.0	0.0	0	0	0	0	0	0	0	0	0	0	0
Nov 30	JAX	0	0	0	0	0.0	0.0	0	0	0	0	0	0	0	0	0	0	0
Dec 7	@ CLE	0	0	0	0	0.0	0.0	0	0	0	0	0	0	0	0	0	0	0
Dec 14	@ SF	0	0	0	0	0.0	0.0	0	0	0	0	0	0	0	0	0	0	0
Dec 21	KC	0	0	0	0	0.0	0.0	0	0	0	0	0	0	0	0	0	0	0
Dec 28	NO	0	0	0	0	0.0	0.0	0	0	0	0	0	0	0	0	0	0	0
W18	@ JAX	0	0	0	0	0.0	0.0	0	0	0	0	0	0	0	0	0	0	0
2025 Totals		**7 / 7**	**26**	**18**	**8**	**0.0**	**0.0**	**0**	**0**	**0**	**0**	**0**	**0**	**3**	**0**	**0**	**0**	**0**

T'VONDRE SWEAT (NT)

			TACKLES . . .							INTERCEPTIONS . . .					FUMBLES . . .			
Date	Opp	GP / GS	Tot	Solo	Asst	Sk	Yds	QBP	TFL	No	Yds	Lg	TD	PD	FF	FR	Yds	SpT
Sept 7	@ DEN	S	2	2	0	0.0	0.0	0	0	0	0	0	0	0	0	0	0	0
Sept 14	LAR	IA	0	0	0	0.0	0.0	0	0	0	0	0	0	0	0	0	0	0
Sept 21	IND	IR	0	0	0	0	0.0	0	0	0	0	0	0	0	0	0	0	0
Sept 28	@ HST	IR	0	0	0	0.0	0.0	0	0	0	0	0	0	0	0	0	0	0
Oct 5	@ ARI	IR	0	0	0	0.0	0.0	0	0	0	0	0	0	0	0	0	0	0
Oct 12	@ LVR	IR	0	0	0	0.0	0.0	0	0	0	0	0	0	0	0	0	0	0
Oct 19	NE	S	6	2	4	1.0	9.0	2	1	0	0	0	0	0	0	0	0	0
Oct 26	@ IND	S	2	2	0	1.0	1.0	1	0	0	0	0	0	0	0	0	0	0
Nov 2	LAC	S	3	2	1	0.0	0.0	0	1	0	0	0	0	1	0	0	0	0
Nov 16	HST	S	2	1	1	0.0	0.0	0	1	0	0	0	0	0	0	0	0	0
Nov 23	SEA	S	1	0	1	0.0	0.0	0	0	0	0	0	0	0	0	0	0	0
Nov 30	JAX	S	3	2	1	0.0	0.0	0	0	0	0	0	0	0	0	0	0	0
Dec 7	@ CLE	S	0	0	0	0.0	0.0	4	0	0	0	0	0	0	0	0	0	0
Dec 14	@ SF	S	7	3	4	0.0	0.0	3	0	0	0	0	0	0	0	0	0	0
Dec 21	KC	0	0	0	0	0.0	0.0	0	0	0	0	0	0	0	0	0	0	0
Dec 28	NO	0	0	0	0	0.0	0.0	0	0	0	0	0	0	0	0	0	0	0
W18	@ JAX	0	0	0	0	0.0	0.0	0	0	0	0	0	0	0	0	0	0	0
2025 Totals		**9 / 9**	**26**	**14**	**12**	**2.0**	**10.0**	**10**	**3**	**0**	**0**	**0**	**0**	**1**	**0**	**0**	**0**	**0**

2025 TENNESSEE TITANS INDIVIDUAL GAME-BY-GAME DEFENSIVE STATISTICS

SHY TUTTLE (DT)

				TACKLES . . .							INTERCEPTIONS . . .					FUMBLES . . .			
Date		Opp	GP / GS	Tot	Solo	Asst	Sk	Yds	QBP	TFL	No	Yds	Lg	TD	PD	FF	FR	Yds	SpT
Sept 7	@	DEN	IA	0	0	0	0.0	0.0	0	0	0	0	0	0	0	0	0	0	0
Sept 14		LAR	p	1	1	0	0.0	0.0	0	0	0	0	0	0	0	0	0	0	0
Sept 21		IND	p	1	1	0	0	0.0	0	0	0	0	0	0	0	0	0	0	0
Sept 28	@	HST	p	2	1	1	0.0	0.0	0	0	0	0	0	0	0	0	0	0	0
Oct 5	@	ARI	S	2	1	1	0.0	0.0	0	0	0	0	0	0	0	0	0	0	0
Oct 12	@	LVR	p	2	1	1	0.0	0.0	0	1	0	0	0	0	0	0	0	0	0
Oct 19		NE	p	1	0	1	0.0	0.0	0	0	0	0	0	0	0	0	0	0	0
Oct 26	@	IND	p	2	1	1	0.0	0.0	0	0	0	0	0	0	0	0	0	0	0
Nov 2		LAC	p	0	0	0	0.0	0.0	0	0	0	0	0	0	0	0	0	0	0
Nov 16		HST	p	0	0	0	0.0	0.0	0	0	0	0	0	0	0	0	0	0	0
Nov 23		SEA	p	0	0	0	0.0	0.0	0	0	0	0	0	0	0	0	0	0	0
Nov 30		JAX	IA	0	0	0	0.0	0.0	0	0	0	0	0	0	0	0	0	0	0
Dec 7	@	CLE	IA	0	0	0	0.0	0.0	0	0	0	0	0	0	0	0	0	0	0
Dec 14	@	SF	IA	0	0	0	0.0	0.0	0	0	0	0	0	0	0	0	0	0	0
Dec 21		KC	0	0	0	0	0.0	0.0	0	0	0	0	0	0	0	0	0	0	0
Dec 28		NO	0	0	0	0	0.0	0.0	0	0	0	0	0	0	0	0	0	0	0
W18	@	JAX	0	0	0	0	0.0	0.0	0	0	0	0	0	0	0	0	0	0	0
2025 Totals			**10 / 1**	**11**	**6**	**5**	**0.0**	**0.0**	**0**	**1**	**0**	**0**	**0**	**0**	**0**	**0**	**0**	**0**	**0**

JIHAD WARD (OLB)

				TACKLES . . .							INTERCEPTIONS . . .					FUMBLES . . .			
Date		Opp	GP / GS	Tot	Solo	Asst	Sk	Yds	QBP	TFL	No	Yds	Lg	TD	PD	FF	FR	Yds	SpT
Sept 7	@	DEN	p	2	1	1	0.0	0.0	1	0	0	0	0	0	0	0	0	0	0
Sept 14		LAR	p	0	0	0	0	0.0	2	0	0	0	0	0	0	0	0	0	0
Sept 21		IND	p	0	0	0	0.0	0.0	0	0	0	0	0	0	0	0	0	0	0
Sept 28	@	HST	p	2	1	1	0.0	0.0	1	0	0	0	0	0	0	0	0	0	0
Oct 5	@	ARI	p	1	1	0	0.0	0.0	4	0	0	0	0	0	1	0	0	0	0
Oct 12	@	LVR	S	3	1	2	0.0	0.0	1	0	0	0	0	0	1	0	0	0	0
Oct 19		NE	S	4	3	1	1.0	6.0	1	1	0	0	0	0	0	0	0	0	0
Oct 26	@	IND	S	1	1	0	0.0	0.0	0	0	0	0	0	0	0	0	0	0	0
Nov 2		LAC	S	4	2	2	2.5	16.0	8	2	0	0	0	0	0	0	0	0	0
Nov 16		HST	S	0	0	0	0.0	0.0	3	0	0	0	0	0	0	0	0	0	0
Nov 23		SEA	S	0	0	0	0.0	0.0	1	0	0	0	0	0	1	0	0	0	0
Nov 30		JAX	S	2	1	1	1.0	7.0	4	1	0	0	0	0	0	0	0	0	0
Dec 7	@	CLE	S	4	1	3	0.0	0.0	8	0	0	0	0	0	0	0	0	0	0
Dec 14	@	SF	S	3	1	2	0.0	0.0	0	0	0	0	0	0	0	0	0	0	0
Dec 21		KC	0	0	0	0	0.0	0.0	0	0	0	0	0	0	0	0	0	0	0
Dec 28		NO	0	0	0	0	0.0	0.0	0	0	0	0	0	0	0	0	0	0	0
W18	@	JAX	0	0	0	0	0.0	0.0	0	0	0	0	0	0	0	0	0	0	0
2025 Totals			**14 / 9**	**26**	**13**	**13**	**4.5**	**29.0**	**34**	**4**	**0**	**0**	**0**	**0**	**3**	**0**	**0**	**0**	**0**

JAMES WILLIAMS SR. (LB)

				TACKLES . . .							INTERCEPTIONS . . .					FUMBLES . . .			
Date		Opp	GP / GS	Tot	Solo	Asst	Sk	Yds	QBP	TFL	No	Yds	Lg	TD	PD	FF	FR	Yds	SpT
Sept 7	@	DEN	p	0	0	0	0.0	0.0	0	0	0	0	0	0	0	0	0	0	0
Sept 14		LAR	p	0	0	0	0.0	0.0	0	0	0	0	0	0	0	0	0	0	0
Sept 21		IND	IA	0	0	0	0	0.0	0	0	0	0	0	0	0	0	0	0	0
Sept 28	@	HST	p	0	0	0	0.0	0.0	0	0	0	0	0	0	0	0	0	0	0
Oct 5	@	ARI	p	0	0	0	0.0	0.0	0	0	0	0	0	0	0	0	0	0	2
Oct 12	@	LVR	p	0	0	0	0.0	0.0	0	0	0	0	0	0	0	0	0	0	1
Oct 19		NE	p	0	0	0	0.0	0.0	0	0	0	0	0	0	0	0	0	0	0
Oct 26	@	IND	p	0	0	0	0.0	0.0	0	0	0	0	0	0	0	0	0	0	0
Nov 2		LAC	p	0	0	0	0.0	0.0	0	0	0	0	0	0	0	0	0	0	0
Nov 16		HST	p	0	0	0	0.0	0.0	0	0	0	0	0	0	0	0	0	0	0
Nov 23		SEA	p	0	0	0	0.0	0.0	0	0	0	0	0	0	0	0	0	0	1
Nov 30		JAX	p	0	0	0	0.0	0.0	0	0	0	0	0	0	0	0	0	0	0
Dec 7	@	CLE	p	0	0	0	0.0	0.0	0	0	0	0	0	0	0	0	0	0	2
Dec 14	@	SF	p	4	4	0	0.0	0.0	0	1	0	0	0	0	0	0	0	0	0
Dec 21		KC	0	0	0	0	0.0	0.0	0	0	0	0	0	0	0	0	0	0	0
Dec 28		NO	0	0	0	0	0.0	0.0	0	0	0	0	0	0	0	0	0	0	0
W18	@	JAX	0	0	0	0	0.0	0.0	0	0	0	0	0	0	0	0	0	0	0
2025 Totals			**13 / 0**	**4**	**4**	**0**	**0.0**	**0.0**	**0**	**1**	**0**	**0**	**0**	**0**	**0**	**0**	**0**	**0**	**6**

KEVIN WINSTON JR. (S)

				TACKLES . . .							INTERCEPTIONS . . .					FUMBLES . . .			
Date		Opp	GP / GS	Tot	Solo	Asst	Sk	Yds	QBP	TFL	No	Yds	Lg	TD	PD	FF	FR	Yds	SpT
Sept 7	@	DEN	IA	0	0	0	0.0	0.0	0	0	0	0	0	0	0	0	0	0	0
Sept 14		LAR	IA	0	0	0	0.0	0.0	0	0	0	0	0	0	0	0	0	0	0
Sept 21		IND	IA	0	0	0	0	0.0	0	0	0	0	0	0	0	0	0	0	0
Sept 28	@	HST	IA	0	0	0	0.0	0.0	0	0	0	0	0	0	0	0	0	0	0
Oct 5	@	ARI	p	0	0	0	0.0	0.0	0	0	0	0	0	0	0	0	0	0	0
Oct 12	@	LVR	p	0	0	0	0.0	0.0	0	0	0	0	0	0	0	0	0	0	0
Oct 19		NE	p	0	0	0	0.0	0.0	1	0	0	0	0	0	0	0	0	0	1
Oct 26	@	IND	p	1	1	0	0.0	0.0	0	0	0	0	0	0	0	0	0	0	0
Nov 2		LAC	S	2	1	1	0.0	0.0	1	0	0	0	0	0	0	0	0	0	0
Nov 16		HST	S	5	2	3	0.0	0.0	1	0	0	0	0	0	0	0	0	0	1
Nov 23		SEA	S	10	6	4	0.0	0.0	0	1	0	0	0	0	0	0	0	0	0
Nov 30		JAX	S	8	5	3	1.0	10.0	1	1	0	0	0	0	0	0	0	0	0
Dec 7	@	CLE	S	5	4	1	0.0	0.0	1	2	0	0	0	0	2	0	0	0	0
Dec 14	@	SF	S	1	1	0	0.0	0.0	0	0	0	0	0	0	0	0	0	0	0
Dec 21		KC	0	0	0	0	0.0	0.0	0	0	0	0	0	0	0	0	0	0	0
Dec 28		NO	0	0	0	0	0.0	0.0	0	0	0	0	0	0	0	0	0	0	0
W18	@	JAX	0	0	0	0	0.0	0.0	0	0	0	0	0	0	0	0	0	0	0
2025 Totals			**10 / 6**	**32**	**20**	**12**	**1.0**	**10.0**	**5**	**4**	**0**	**0**	**0**	**0**	**2**	**0**	**0**	**0**	**2**

2025 TENNESSEE TITANS INDIVIDUAL GAME-BY-GAME DEFENSIVE STATISTICS

SAMUEL WOMACK III (CB)

				TACKLES . . .							INTERCEPTIONS . . .					FUMBLES . . .			
Date		Opp	GP / GS	Tot	Solo	Asst	Sk	Yds	QBP	TFL	No	Yds	Lg	TD	PD	FF	FR	Yds	SpT
Sept 7	@	DEN	IA	0	0	0	0.0	0.0	0	0	0	0	0	0	0	0	0	0	0
Sept 14		LAR	IA	0	0	0	0.0	0.0	0	0	0	0	0	0	0	0	0	0	0
Sept 21		IND	IA	0	0	0	0	0.0	0	0	0	0	0	0	0	0	0	0	0
Sept 28	@	HST	IA	0	0	0	0.0	0.0	0	0	0	0	0	0	0	0	0	0	0
Oct 5	@	ARI	IA	0	0	0	0.0	0.0	0	0	0	0	0	0	0	0	0	0	0
Oct 12	@	LVR	p	0	0	0	0.0	0.0	0	0	0	0	0	0	0	0	0	0	0
Oct 19		NE	IA	0	0	0	0.0	0.0	0	0	0	0	0	0	0	0	0	0	0
Oct 26	@	IND	p	0	0	0	0.0	0.0	0	0	0	0	0	0	0	0	0	0	0
Nov 2		LAC	p	0	0	0	0.0	0.0	0	0	0	0	0	0	0	0	0	0	0
Nov 16		HST	p	2	1	1	0.0	0.0	0	0	0	0	0	0	0	0	0	0	0
Nov 23		SEA	S	2	1	1	0.0	0.0	0	0	0	0	0	0	1	0	0	0	0
2025 Totals			**5 / 1**	**4**	**2**	**2**	**0.0**	**0.0**	**0**	**0**	**0**	**0**	**0**	**0**	**1**	**0**	**0**	**0**	**0**

XAVIER WOODS (S)

				TACKLES . . .							INTERCEPTIONS . . .					FUMBLES . . .			
Date		Opp	GP / GS	Tot	Solo	Asst	Sk	Yds	QBP	TFL	No	Yds	Lg	TD	PD	FF	FR	Yds	SpT
Sept 7	@	DEN	S	2	0	2	0.0	0.0	0	0	1	16	16	0	1	0	0	0	0
Sept 14		LAR	S	6	5	1	0.0	0.0	0	0	0	0	0	0	0	0	0	0	0
Sept 21		IND	S	6	5	1	0	0.0	0	0	0	0	0	0	1	0	0	0	0
Sept 28	@	HST	S	4	2	2	0.0	0.0	0	0	0	0	0	0	0	0	0	0	0
Oct 5	@	ARI	S	2	0	2	0.0	0.0	0	0	0	0	0	0	0	0	0	0	0
Oct 12	@	LVR	S	6	3	3	0.0	0.0	1	0	0	0	0	0	0	0	0	0	0
Oct 19		NE	S	4	1	3	1.0	0.0	1	0	0	0	0	0	0	0	0	0	0
Oct 26	@	IND	S	4	3	1	0.0	0.0	0	0	0	0	0	0	0	0	0	0	0
Nov 2		LAC	IA	0	0	0	0.0	0.0	0	0	0	0	0	0	0	0	0	0	0
Nov 16		HST	IA	0	0	0	0.0	0.0	0	0	0	0	0	0	0	0	0	0	0
Nov 23		SEA	IA	0	0	0	0.0	0.0	0	0	0	0	0	0	0	0	0	0	0
Nov 30		JAX	S	2	2	0	0.0	0.0	0	0	0	0	0	0	0	0	0	0	0
Dec 7	@	CLE	S	3	2	1	0.0	0.0	0	0	1	35	35	0	1	0	0	0	0
Dec 14	@	SF	p	0	0	0	0.0	0.0	0	0	0	0	0	0	0	0	0	0	0
Dec 21		KC	0	0	0	0	0.0	0.0	0	0	0	0	0	0	0	0	0	0	0
Dec 28		NO	0	0	0	0	0.0	0.0	0	0	0	0	0	0	0	0	0	0	0
W18	@	JAX	0	0	0	0	0.0	0.0	0	0	0	0	0	0	0	0	0	0	0
2025 Totals			**11 / 10**	**39**	**23**	**16**	**1.0**	**0.0**	**2**	**0**	**2**	**51**	**35**	**0**	**3**	**0**	**0**	**0**	**0**

Other Tackles: E. Ayomanor (1 tkl), J. Chestnut (13 tkls), D. Moore (1 tkl), J. Hekker (2 tkls), G. Helm (1 tkl), M. Kinsey (3 tkls)
T. Lockett (1 tkl), D. Martin-Robinson (8 tkls) , J. Mims (1 tkl), K. Mullings (1 tkl), C. Okonkwo (1 tkl), B. Oliver (1 tkl),
J. Slye (4 tkls), T. Spears (1 tkl)
Other Sacks: (none)

2025 TENNESSEE TITANS GAME-BY-GAME FIELD GOALS AND SCORING BY QUARTER

			TITANS							OPPONENTS						
Date		**Opp**	**1ST**	**2ND**	**3RD**	**4TH**	**OT**	**TOTAL**	**TITANS FIELD GOALS**	**1ST**	**2ND**	**3RD**	**4TH**	**OT**	**TOTAL**	**OPPONENTS FG**
Sept 7	@	DEN	3	6	3	0	0	12	J. Syle (50), (33), (42), (35)	3	7	3	7	0	20	W. Lutz (39), (33)
Sept 14		LAR	0	13	3	3	0	19	J. Syle (55), (37), (57), (35)	7	3	10	13	0	33	J. Karty (21), (21)
Sept 21		IND	3	3	7	7	0	20	J. Slye (57), (42), 64WR, 62B	17	3	14	7	0	41	S. Schrader (24), 51WR, (36)
Sept 28	@	HST	0	0	0	0	0	0		3	3	0	20	0	26	K. Fairbairn (47), (43), 54WR
Oct 5	@	ARI	3	3	0	16	0	22	J. Slye (44), (51), (29)	14	7	0	0	0	21	
Oct 12	@	LVR	0	0	3	7	0	10	M. Wright (46)	3	7	7	3	0	20	D. Carlson (50), (29)
Oct 19		NE	10	3	0	0	0	13	J. Slye (49), (50)	3	14	14	0	0	31	A. Borregales (36)
Oct 26	@	IND	0	7	0	7	0	14	J. Slye 58WR	10	7	14	7	0	38	M. Badgley (43)
Nov 2		LAC	14	3	0	3	0	20	J. Slye (49), (37)	7	13	0	7	0	27	C. Dicker (27), (52)
Nov 16		HST	3	0	3	7	0	13	J. Slye (56), (47)	0	0	10	6	0	16	M. Wright (41), (43), (35)
Nov 23		SEA	3	0	14	7	0	24	J. Slye (22)	3	13	14	0	0	30	J. Myers (47), (30), (36)
Nov 30		JAX	3	0	0	0	0	3	J. Slye (28)	7	11	7	0	0	25	C. Little (45)
Dec 7	@	CLE	14	0	7	10	0	31	J. Slye (41)	3	14	0	12	0	29	A. Szmyt (38)
Dec 14	@	SF	3	7	0	14	0	24	J. Slye (25), 50WR	7	10	14	6	0	37	E. Pineiro (33), (37), (40)
Dec 21		KC														
Dec 28		NO														
W18	@	JAX														
2025 Totals			**59**	**45**	**40**	**81**	**0**	**225**		**87**	**112**	**107**	**88**	**0**	**394**	

2025 TENNESSEE TITANS GAME-BY-GAME SCORING

Game 1: Titans @ Broncos, Sept. 7, 2025

Team	Qtr	Time	Play Description (Drive Plays-Yards, Time)	Titans	Broncos
Titans	1	11:58	J.Slye 50 yd. Field Goal (7-33, 3:02)	3	0
Broncos	1	8:35	W.Lutz 39 yd. Field Goal (10-44, 3:23)	3	3
Titans	2	2:16	J.Slye 33 yd. Field Goal (8-23, 4:47)	6	3
Broncos	2	0:16	C.Sutton 22 yd. pass from B.Nix (W.Lutz kick) (1-38, 0:11)	6	10
Titans	2	0:02	J.Slye 42 yd. Field Goal (1-0, 0:14)	9	10
Titans	3	11:56	J.Slye 35 yd. Field Goal (4-9, 2:09)	12	10
Broncos	3	4:17	W.Lutz 33 yd. Field Goal (13-48, 7:39)	12	13
Broncos	4	7:37	J.Dobbins 19 yd. run (W.Lutz kick) (4-80, 1:45)	12	20

Game 2: Rams @ Titans, Sept. 14, 2025

Team	Qtr	Time	Play Description (Drive Plays-Yards, Time)	Rams	Titans
Rams	1	8:39	P.Nacua 45 yd. run (J.Karty kick) (6-72, 3:23)	7	0
Titans	2	11:21	J.Slye 55 yd. Field Goal (11-48, 6:39)	7	3
Rams	2	7:25	J.Karty 21 yd. Field Goal (10-72, 3:56)	10	3
Titans	2	0:38	E.Avomanor 9 yd. pass from C.Ward (J.Slye kick) (10-56, 2:30)	10	10
Titans	2	0:00	J.Slye 37 yd. Field Goal (3-27, 0:27)	10	13
Rams	3	9:29	J.Karty 21 yd. Field Goal (11-62, 5:31)	13	13
Titans	3	3:32	J.Slye 57 yd. Field Goal (11-35, 5:57)	13	16
Rams	3	1:17	D.Allen 8 yd. pass from M.Stafford (J.Karty kick) (4-69, 2:15)	20	16
Rams	4	9:40	D.Adams 16 yd. pass from M.Stafford (J.Karty kick) (3-21, 1:29)	27	16
Rams	4	6:45	B.Corum 1 yd. run (kick blocked) (5-66, 2:23)	33	16
Titans	4	2:40	J.Slye 35 yd. Field Goal (12-48, 4:05)	33	19

Game 3: Colts @ Titans, Sept. 21, 2025

Team	Qtr	Time	Play Description (Drive Plays-Yards, Time)	Colts	Titans
Colts	1	14:11	K.Moore 32 yd. interception return (S.Shrader kick)	7	0
Titans	1	12:40	J.Slye 57 yd. Field Goal (5-21, 1:31)	7	3
Colts	1	7:37	S.Shrader 24 yd. Field Goal (9-59, 5:03)	10	3
Colts	1	1:07	J.Taylor 1 yd. run (S.Shrader kick) (9-77, 4:09)	17	3
Titans	2	10:50	J.Slye 42 yd. Field Goal (11-54, 5:17)	17	6
Colts	2	0:00	S.Shrader 36 yd. Field Goal (5-30, 0:37)	20	6
Colts	3	11:08	M.Pittman 20 yd. pass from D.Jones (S.Shrader kick) (6-67, 3:52)	27	6
Titans	3	5:09	T.Pollard 1 yd. run (J.Slye kick) (13-73, 5:59)	27	13
Titans	4	8:40	E.Ayomanor 8 yd. pass from C.Ward (J.Slye kick) (16-77, 7:47)	34	20
Colts	4	5:53	J.Taylor 1 yd. run (S.Shrader kick) (5-58, 2:47)	41	20

Game 4: Titans @ Texans, Sept. 29, 2025

Team	Qtr	Time	Play Description (Drive Plays-Yards, Time)	Titans	Texans
Texans	1	4:49	K.Fairbairn 47 yd. Field Goal (11-40, 6:52)	0	3
Texans	2	13:28	K.Fairbairn 43 yd. Field Goal (11-60, 4:37)	0	6
Texans	4	14:55	W.Marks 12 yd. pass from C.Stroud (pass failed) (13-82, 7:51)	0	12
Texans	4	9:26	J.Higgins 24 yd. pass from C.Stroud (K.Fairbairn kick) (6-44, 3:12)	0	19
Texans	4	4:51	W.Marks 18 yd. run (K.Fairbairn kick) (4-31, 1:57)	0	26

Game 5: Titans @ Cardinals, Oct. 5, 2025

Team	Qtr	Time	Play Description (Drive Plays-Yards, Time)	Titans	Cardinals
Cardinals	1	10:54	M.Carter 1 yd. run (C.Ryland kick) (8-67, 4:06)	0	7
Titans	1	5:00	J.Slye 44 yd. Field Goal (12-44, 5:54)	3	7
Cardinals	1	0:39	K.Murray 12 yd. run (C.Ryland kick) (7-65, 4:21)	3	14
Cardinals	2	10:43	Z.Knight 1 yd. run (C.Ryland kick) (4-27, 1:32)	3	21
Titans	2	8:29	J.Slye 51 yd. Field Goal (4-1, 2:14)	6	21
Titans	4	10:26	T.Pollard 1 yd. run (kick failed, wr) (6-80, 2:14)	12	21
Titans	4	4:39	T.Lockett fumble recovery in end zone (J.Slye kick)	19	21
Titans	4	0:00	J.Slye 29 yd. Field Goal (11-71, 1:53)	22	21

Game 6: Titans @ Raiders, Oct. 13, 2025

Team	Qtr	Time	Play Description (Drive Plays-Yards, Time)	Titans	Raiders
Raiders	1	4:07	D.Carlson 50 yd. Field Goal (13-48, 8:44)	0	3
Raiders	2	5:13	M.Mayer 4 yd. pass from G.Smith (D.Carlson kick) (3-2, 0:55)	0	10
Raiders	3	7:04	A.Jeanty 3 yd. run (D.Carlson kick) (13-70, 7:56)	0	17
Titans	3	1:06	M.Wright 46 yd. Field Goal (8-51, 5:58)	3	17
Raiders	4	7:14	D.Carlson 29 yd. Field Goal (8-60, 5:32)	3	20
Titans	4	3:03	D.Martin-Robinson 1 yd. pass from C.Ward (M.Wright kick) (12-65, 4:11)	10	20

Game 7: Patriots at Titans, Oct. 19, 2025

Team	Qtr	Time	Play Description (Drive Plays-Yards, Time)	Patriots	Titans
Titans	1	12:20	J.Slye 49 yd. Field Goal (6-34, 2:40)	0	3
Patriots	1	6:46	A.Borregales 36 yd. Field Goal (10-47, 5:34)	3	3
Titans	1	5:04	C.Dike 38 yd. pass from C.Ward (J.Slye kick) (3-59, 1:42)	3	10
Patriots	2	5:34	A.Hooper 3 yd. pass from D.Maye (A.Borregales kick) (11-93, 6:42)	10	10
Titans	2	1:48	J.Slye 50 yd. Field Goal (8-32, 3:46)	10	13
Patriots	2	0:49	K.Boutte 39 yd. pass from D.Maye (A.Borregales kick) (3-60, 0:59)	17	13
Patriots	3	7:31	R.Stevenson 4 yd. run (A.Borregales kick) (12-88, 7:29)	24	13

Game 8: Titans @ Colts, Oct. 26, 2025

Team	Qtr	Time	Play Description (Drive Plays-Yards, Time)	Titans	Colts
Colts	1	9:43	M.Badgley 43 yd. Field Goal (10-53, 5:17)	0	3
Colts	1	0:09	J.Taylor 18 yd. run (M.Badgley kick) (8-73, 4:54)	0	10
Titans	2	11:14	G.Helm 1 yd. pass from C.Ward (J.Slye kick) (6-69, 3:55)	7	10
Colts	2	7:44	M.Pittman 21 yd. pass from D.Jones (M.Badgley kick) (6-71, 3:30)	7	17
Colts	3	11:10	J.Taylor 80 yd. run (M.Badgley kick) (1-80, 0:12)	7	24
Colts	3	5:12	J.Downs 10 yd. pass from D.Jones (M.Badgley kick) (8-74, 4:26)	7	31
Colts	4	14:22	J.Taylor 19 yd. pass from D.Jones (M.Badgley kick) (6-46, 2:14)	7	38
Titans	4	2:36	T.Spears 3 yd. run (J.Slye kick) (8-67, 2:54)	14	38

Game 9: Chargers at Titans, Nov. 2, 2025

Team	Qtr	Time	Play Description (Drive Plays-Yards, Time)	Chargers	Titans
Titans	1	11:19	C.Barton 24 yd. interception return (J.Slye kick)	0	7
Chargers	1	7:24	S.Matlock 2 yd. pass from J.Herbert (C.Dicker kick) (7-76, 3:55)	7	7
Titans	1	2:55	C.Dike 67 yd. punt return (J.Slye kick)	7	14
Chargers	2	14:06	C.Dicker 27 yd. Field Goal (9-56, 3:49)	10	14
Chargers	2	8:37	O.Johnston 19 yd. pass from J.Herbert (C.Dicker kick) (6-70, 3:27)	17	14
Titans	2	5:02	J.Slye 49 yd. Field Goal (5-29, 3:35)	17	17
Chargers	2	0:20	C.Dicker 52 yd. Field Goal (6-40, 2:03)	20	17
Chargers	4	12:58	J.Herbert 1 yd. run (C.Dicker kick) (15-99, 9:03)	27	17
Titans	4	4:19	J.Slye 37 yd. Field Goal (8-40, 4:13)	27	20

Game 10: Texans @ Titans, Nov. 16, 2025

Team	Qtr	Time	Play Description (Drive Plays-Yards, Time)	Texans	Titans
Titans	1	0:50	J.Slye 56 yd. Field Goal (13-50, 7:30)	0	3
Titans	3	10:45	J.Slye 47 yd. Field Goal (8-37, 4:15)	0	6
Texans	3	7:21	N.Collins 3 yd. pass from D.Mills (M.Wright kick) (7-65, 3:24)	7	6
Texans	3	1:32	M.Wright 41 yd. Field Goal (10-63, 4:22)	10	6
Texans	4	11:59	M.Wright 43 yd. Field Goal (4-9, 1:31)	13	6
Titans	4	1:35	V.Jefferson 4 yd. pass from C.Ward (J.Slye kick) (11-95, 3:22)	13	13
Texans	4	0:00	M.Wright 35 yd. Field Goal (9-48, 1:35)	16	13

Game 11: Seahawks at Titans, Nov. 23, 2025

Team	Qtr	Time	Play Description (Drive Plays-Yards, Time)	Seahawks	Titans
Titans	1	5:51	J.Slye 22 yd. Field Goal (15-63, 9:09)	0	3
Seahawks	1	2:14	J.Myers 47 yd. Field Goal (8-45, 3:37)	3	3
Seahawks	2	11:02	J.Smith-Njigba 63 yd. pass from S.Darnold (J.Myers kick) (3-67, 1:42)	10	3
Seahawks	2	4:44	J.Myers 30 yd. Field Goal (8-15, 4:04)	13	3
Seahawks	2	0:00	J.Myers 36 yd. Field Goal (9-43, 1:48)	16	3
Seahawks	3	13:19	J.Smith-Njigba 13 yd. pass from S.Darnold (J.Myers kick) (3-76, 1:41)	23	3
Titans	3	10:22	C.Dike 90 yd. punt return (J.Slye kick)	23	10
Seahawks	3	6:40	Z.Charbonnet 5 yd. run (J.Myers kick) (6-74, 3:42)	30	10
Titans	3	1:18	C.Ward 6 yd. run (J.Slye kick) (9-73, 5:22)	30	17
Titans	4	0:43	C.Dike 1 yd. pass from C.Ward (J.Slye kick) (15-62, 4:25)	30	24

Game 12: Jaguars @ Titans, Nov. 30, 2025

Team	Qtr	Time	Play Description (Drive Plays-Yards, Time)	Jaguars	Titans
Titans	1	5:06	J.Slye 28 yd. Field Goal (11-70, 5:58)	0	3
Jaguars	1	1:04	J.Meyers 3 yd. pass from T.Lawrence (C.Little kick) (7-84, 4:02)	7	3
Jaguars	2	14:54	B.Strange 21 yd. pass from T.Lawrence (T.Lawrence run) (3-35, 1:04)	15	3
Jaguars	2	0:00	C.Little 45 yd. Field Goal (4-52, 0:20)	18	3
Jaguars	3	6:45	B.Tuten 2 yd. run (C.Little kick) (15-71, 6:36)	25	3

Game 13: Titans at Browns, Dec. 7, 2025

Team	Qtr	Time	Play Description (Drive Plays-Yards, Time)	Titans	Browns
Titans	1	9:52	E.Avomanor 14 yd. pass from C.Ward (J.Slye kick) (8-53, 5:08)	7	0
Browns	1	1:42	A.Szmyt 38 yd. Field Goal (5-19, 2:03)	7	3
Titans	1	1:29	T.Pollard 65 yd. run (J.Slye kick) (1-65, 0:13)	14	3
Browns	2	14:24	D.Nioku 1 yd. pass from S.Sanders (A.Szmyt kick) (4-60, 2:05)	14	10
Browns	2	2:47	J.Jeudy 60 yd. pass from S.Sanders (A.Szmyt kick) (3-74, 0:55)	14	17
Titans	3	0:51	T.Pollard 32 yd. run (J.Slye kick) (2-38, 0:50)	21	17
Titans	4	9:29	C.Dike 5 yd. pass from C.Ward (J.Slye kick) (3-8, 1:25)	28	17
Titans	4	6:17	J.Slye 41 yd. Field Goal (4-6, 2:07)	31	17
Browns	4	4:27	S.Sanders 7 yd. run (run failed) (5-66, 1:50)	31	23
Browns	4	1:03	H.Fannin 7 yd. pass from S.Sanders (pass failed) (7-80, 1:40)	31	29

Game 14: Titans @ 49ers, Dec. 14, 2025

Team	Qtr	Time	Play Description (Drive Plays-Yards, Time)	Titans	49ers
49ers	1	7:48	J.Jennings 4 yd. pass from B.Purdy (E.Pineiro kick) (12-70, 6:03)	0	7
Titans	1	1:22	J.Slye 25 yd. Field Goal (10-63, 6:26)	3	7
49ers	2	13:03	C.McCaffrey 1 yd. run (E.Pineiro kick) (7-70, 3:19)	3	14
Titans	2	7:43	G.Helm 34 yd. pass from C.Ward (J.Slye kick) (8-68, 5:20)	10	14
49ers	2	0:56	E.Pineiro 33 yd. Field Goal (14-50, 6:47)	10	17
49ers	3	12:54	J.Jennings 13 yd. pass from B.Purdy (E.Pineiro kick) (4-67, 2:06)	10	24
49ers	3	2:10	G.Kittle 1 yd. pass from B.Purdy (E.Pineiro kick) (15-95, 9:14)	10	31
Titans	4	14:16	J.Simmons 1 yd. pass from C.Ward (J.Slye kick) (2-44, 0:30)	17	31
49ers	4	9:28	E.Pineiro 37 yd. Field Goal (8-41, 4:48)	17	34
Titans	4	5:33	T.Pollard 6 yd. run (J.Slye kick) (10-64, 3:55)	24	34
49ers	4	1:10	E.Pineiro 40 yd. Field Goal (10-43, 4:23)	24	37

Week 1: Titans 12, Broncos 20

Sunday Sept. 7, 2025 • 2:05 p.m. MDT • Empower Field at Mile High

In Week 1 of the 2025 season, the Titans traveled to Denver and fell by a score of 20-12 to start the season 0-1.

The Titans opened the game with a seven-play, 33-yard drive that culminated in a 50-yard field goal by **K Joey Slye** to take an early 3-0 lead. **QB Cam Ward** put the Titans in field goal range after avoiding a sack and finding **RB Tony Pollard** for a 29-yard gain on third-and-10.

Denver responded with a 39-yard field goal by **K Wil Lutz** to cap off a 10-play, 44-yard drive and evened the score at 3-3 with 8:35 left in the first quarter.

At the end of the first quarter, **CB Roger McCreary** intercepted a **QB Bo Nix** pass to give the Titans the ball on their own 46-yard line. It was the first of four turnovers the Titans would force throughout the day.

Tennessee was unable to capitalize as Pollard fumbled on the ensuing drive and Denver took over. But the defense stood tall and forced a three-and-out.

In the second quarter, the Titans reclaimed the lead after another turnover caused by the defense produced a field goal.

DT Jeffery Simmons sacked Nix, forcing a fumble, and **DL Sebastian Joseph-Day** jumped on the loose ball. The Titans took over at the Denver 38 and took it all the way to four-yard line. But Ward was sacked on third down and the Titans had to settle for a 33-yard field goal from Slye to make it 6-3 with 2:16 before halftime.

After forcing a punt on the next Denver possession, Tennessee took over at their own seven-yard line with 47 seconds left. A pair of incompletions and Ward getting sacked at the one forced the Titans to punt with 39 seconds left.

The Broncos cashed in on the time and field position with a 22-yard touchdown pass from Nix to **WR Courtland Sutton** to make it 10-6 with 16 seconds left in the half.

WR Chimere Dike responded with a 71-yard kickoff return to put Slye in position for a 42-yard field goal to make it 10-9 heading into the half.

The Titans came out of the half forcing another Denver turnover, this one an interception by **S Xavier Woods** and the Titans cashed in on the turnover with a 35-yard field goal by Slye.

The Broncos reclaimed the lead on their next possession with a 13-play, 48-yard drive that culminated in a 33-yard field goal by Lutz to make it 13-12 with 4:17 left in third quarter.

The Titans forced another turnover early in the fourth quarter when the Broncos muffed a punt and LB Dorian Mausi jumped on the football at the Denver 20. But the Titans allowed back-to-back sacks and were forced to punt.

Denver answered with a 19-yard touchdown run by **RB J.K. Dobbins** to extend their lead to 20-12 with 7:37 left in the game.

The Titans stuffed the Broncos on fourth-and-one at the Denver 46-yard line but was unable to move the ball and was forced to punt.

A late penalty by Simmons allowed the Broncos to run the clock down to 59 seconds. It was the 13th penalty the Titans were called for throughout the game.

When the Titans got the ball back, Ward was sacked and fumbled and the game was over dropping the Titans to 0-1 to start the season.

SCORING

	1	2	3	4	Final
Tennessee	**3**	**6**	**3**	**0**	**12**
Denver	**3**	**7**	**3**	**7**	**20**

TEAM	SCORING PLAY	TIME
Titans	J.Slye 50 yd. Field Goal	1-11:58
Broncos	W.Lutz 39 yd. Field Goal	1-8:35
Titans	J.Slye 33 yd. Field Goal	2-2:16
Broncos	C.Sutton 22 yd. pass from B.Nix (W.Lutz kick)	2-0:16
Titans	J.Slye 42 yd. Field Goal	2-0:02
Titans	J.Slye 35 yd. Field Goal	3-11:56
Broncos	W.Lutz 33 yd. Field Goal	3-4:17
Broncos	J.Dobbins 19 yd. run (W.Lutz kick)	4-7:37

Missed FGs: None
Attendance: 73,747
Time of Game: 3:24
Weather: 84°, Mostly Sunny, Wind NE 6 mph
Referee: Alex Kemp

TEAM STATISTICS

	Titans	Broncos
TOTAL FIRST DOWNS	7	20
THIRD DOWN EFFICIENCY	2-14-14.3%	6-15-40.0
FOURTH DOWN EFFICIENCY	0-1-0.0%	0-2-0.0%
TOTAL NET YARDS	133	317
Plays - Avg.	55-2.4	71-4.5
NET YARDS RUSHING	71	151
Rushes - Avg.	21-3.4	30-5.0
NET YARDS PASSING	62	166
Sacks - Yards Lost	6-50	1-10
PASS ATT-COMP-INT	28-12-0	40-25-2
PUNTS - Avg.	8-49.4	3-48.0
Net Punting Average	41.0	44.0
PUNT RETURNS - Yards	1-12	4-47
KICKOFF RETURNS - Yards	4-144	3-82
INTERCEPTIONS - Yards	2-16	0-0
PENALTIES Number and Yards	13-131	6-45
FUMBLES Number and Lost	2-2	2-2
TOUCHDOWNS	0	2
EXTRA POINTS Made-Attempts	0-0	2-2
RED ZONE EFFICIENCY	0-2-0%	1-3-33%
GOAL TO GO EFFICIENCY	0-1-0%	0-0-0%
SAFETIES	0	0
GIVEAWAYS	2	4
TAKEAWAYS	4	2
TIME OF POSSESSION	28:04	31:56

TITANS STARTERS

OFFENSE			DEFENSE		
WR	0	C.Ridley	OLB	7	O.Oladejo
TE	85	C.Okonkwo	DE	69	S.Joseph-Day
LT	75	D.Moore	NT	93	T.Sweat
LG	77	P.Skoronski	DT	98	J.Simmons
C	79	L.Cushenberry	LB	33	C.Gray
RG	70	K.Zeitler	LB	50	C.Barton
RT	55	J.Latham	OLB	45	D.Jones
TE	84	G.Helm	CB	29	J.Brownlee
WR	5	E.Ayomanor	CB	38	L.Sneed
QB	1	C.Ward	S	37	A.Hooker
RB	20	T.Pollard	S	25	X.Woods

BRONCOS STARTERS

OFFENSE			DEFENSE		
TE	85	L.Krull	DL	99	Z.Allen
TE	82	A.Trautman	DT	93	D.Jones
LT	72	G.Bolles	DL	98	J.Franklin-Myers
LG	74	B.Powers	OLB	0	J.Cooper
C	60	L.Wattenberg	LB	40	J.Strnad
RG	77	Q.Meinerz	LB	49	A.Singleton
RT	69	M.McGlinchey	OLB	15	N.Bonitto
WR	14	C.Sutton	CB	2	P.Surtain
WR	11	T.Franklin	CB	21	R.Moss
QB	10	B.Nix	S	9	T.Hufanga
RB	27	J.Dobbins	S	22	B.Jones

TITANS INDIVIDUAL STATISTICS

Rushing	Att	Yds	Avg	Lg	TD
T.Pollard	18	60	3.3	9	0
C.Dike	1	9	9.0	9	0
J.Chestnut	2	2	1.0	1	0
Total	**21**	**71**	**3.4**	**9**	**0**

Passing	Att	Cmp	Yds	TD	Lg	IN	Rt
C.Ward	28	12	112	0	29	0	54.5
Total	**28**	**12**	**112**	**0**	**29**	**0**	**54.5**

Receiving	No	Yds	Avg	Lg	TD
C.Ridley	4	27	6.8	13	0
C.Okonkwo	3	19	6.3	14	0
E.Ayomanor	2	13	6.5	10	0
T.Pollard	1	29	29.0	29	0
G.Helm	1	16	16.0	16	0
B.Oliver	1	8	8.0	8	0
Total	**12**	**112**	**9.3**	**29**	**0**

Interceptions	No	Yds	Avg	Lg	TD
X.Woods	1	16	16.0	16	0
R.McCreary	1	0	0.0	0	0
Total	**2**	**16**	**16.0**	**16**	**0**

Leading Tacklers (Press Box Totals)
J.Brownlee 9-6-3; C.Barton 9-5-4
Sacks: J.Simmons 1.0
FF: J.Simmons 1 **FR:** S.Joseph-Day 1

BRONCOS INDIVIDUAL STATISTICS

Rushing	Att	Yds	Avg	Lg	TD
R.Harvey	6	70	11.7	50	0
J.Dobbins	16	63	3.9	19	1
B.Nix	8	18	2.3	11	0
Total	**30**	**151**	**5.0**	**50**	**1**

Passing	Att	Cmp	Yds	TD	Lg	IN	Rt
B.Nix	40	25	176	1	22	2	60.0
Total	**40**	**25**	**176**	**1**	**22**	**2**	**60.0**

Receiving	No	Yds	Avg	Lg	TD
C.Sutton	6	61	10.2	22	1
T.Franklin	4	44	11.0	18	0
E.Engram	3	21	7.0	10	0
M.Mims	3	12	4.0	7	0
T.Badie	2	16	8.0	13	0
J.Dobbins	2	5	2.5	3	0
L.Krull	1	6	6.0	6	0
A.Trautman	1	5	5.0	5	0
A.Prentice	1	4	4.0	4	0
T.Sherfield	1	3	3.0	3	0
R.Harvey	1	-1	-1.0	-1	0
Total	**25**	**176**	**7.0**	**22**	**1**

Interceptions	No	Yds	Avg	Lg	TD
None					

Leading Tacklers (Press Box Totals)
T.Hufanga 10-7-3; R.Moss 7-5-2; B.Jones 7-3-4
Sacks: Z.Allen 1.0; N.Bonitto 1.0; J.Cooper 1.0; J.Elliss 1.0; J.McMillan 1.0; J.Strnad 1.0
FF: T.Hufanga 1; J.McMillan 1 **FR:** J.Barron 1; B.Jones 1

Week 2: Titans 19, Rams 33
Sunday, Sept. 14, 2025 • 12:00 p.m. CDT • Nissan Stadium

In Week 2 of the 2025 season, the Titans hosted the Los Angeles Rams and fell by a score of 33-19.

The Rams took an early 7-0 lead on their first possession after the Titans were forced to punt to open the game. **WR Puka Nacua** took a handoff on fourth-and-one and raced 45 yards for a touchdown with 8:39 left in the first quarter.

The Titans cut the lead to 7-3 with a 55-yard field goal from **K Joey Slye**.

Los Angeles answered immediately to extend their lead to 10-3 with a 21-yard field goal by **K Joshua Karty.** The Rams were able to drive down to the Tennessee three-yard line, but the defense forced three incomplete passes by **QB Matthew Stafford** to force the field goal.

Later in the second quarter, **WR Chimere Dike** appeared to take a punt 57-yard to the end zone, but the play was called back because of an illegal blindside block. The Titans' offense took over at their own 44-yard line instead.

RB Tony Pollard gained 19 yards on three carries before **QB Cam Ward** converted on a third-and-one. Ward then found **WR Elic Ayomanor** who made a one-handed catch off his shoulder pads to bring the Titans to the Rams' nine-yard line. Facing third-and-nine, Ward scrambled to his right and then threw across the field to find Ayomanor in the end zone for the rookies first career touchdown to even the score at 10-10 with 38 seconds left in the half.

On the next possession for the Rams, **LB Cody Barton** intercepted Stafford's first pass attempt giving the ball back to Tennessee at the Los Angeles' 46-yard line. The Titans got into field goal range with two Pollard runs and a pass interference penalty, and Slye made the 37-yard attempt to give the Titans a 13-10 lead heading into the half.

The Rams opened the second half with a 11-play, 62-yard drive that culminated in a 21-yard field goal by Karty to tie the game at 13-13. **CB L'Jarius Sneed** had a nice pass defensed on third-and-three in the end zone to force the field goal.

The Titans responded with a 57-yard field goal by Slye, the second longest field goal in franchise history to give the Titans a 16-13 lead with 3:32 left in the third quarter.

The Rams reclaimed the lead four plays later. Stafford found Nacua for 46 yards on two completions. **RB Blake Corum** added 15 yards on a run before **TE Davis Allen** caught an eight-yard pass from Stafford and dove to the pylon for the touchdown to make it 20-16 with 1:17 left in the third quarter.

Ward was then stripped-sacked early in the fourth quarter at the Tennessee 21-yard line. The Rams scored three plays later when Stafford found **WR Davante Adams** for the 16-yard score to make it 27-16 with 9:40 left in the contest.

On the Rams next possession, they extended the lead to 33-16 with a five-play, 66-yard drive that was capped off with a one-yard touchdown run by Corum with 6:48 left.

Slye's fourth field goal of the game, this one from 35 yards, made it 33-19 and capped a 12-play 48-yard drive.

The Titans attempted an on-side kick but the Rams recovered and were able to run out the rest of the clock to drop the Titans to 0-2 to start the season.

SCORING

	1	2	3	4	Final
Los Angeles Rams	**7**	**3**	**10**	**13**	**33**
Tennessee	**0**	**13**	**3**	**3**	**19**

TEAM	SCORING PLAY	TIME
Rams	P.Nacua 45 yd. run (J.Karty kick)	1-8:39
Titans	J.Slye 55 yd. Field Goal	2-11:21
Rams	J.Karty 21 yd. Field Goal	2-7:25
Titans	E.Ayomanor 9 yd. pass from C.Ward (J.Slye kick)	2-0:38
Titans	J.Slye 37 yd. Field Goal	2-0:00
Rams	J.Karty 21 yd. Field Goal	3-3:32
Titans	J.Slye 57 yd. Field Goal	3-3:32
Rams	D.Allen 8 yd. pass form M.Stafford (J.Karty kick)	3-1:17
Rams	D.Adams 16 yd. pass from M.Stafford (J.Karty kick)	4-9:40
Rams	B.Corum 1 yd. run (kick blocked)	4-6:45
Titans	J.Slye 35 yd. Field Goal	4-2:40

Missed FGs: None
Attendance: 59,069
Time of Game: 3:07
Weather: 83°, Cloudy, Wind S 3 mph
Referee: John Hussey

RAMS STARTERS

OFFENSE			DEFENSE		
WR	12	P.Nacua	OLB	8	J.Verse
TE	89	T.Higbee	DE	55	B.Fiske
LT	77	A.Jackson	DE	91	K.Turner
LG	67	J.Dedich	OLB	0	B.Young
C	65	C.Shelton	ILB	48	O.Speights
RG	69	K.Dotson	ILB	53	N.Landman
RT	79	R.Havenstein	CB	4	A.Witherspoon
WR	17	D.Adams	CB	1	E.Forbes
WR	5	T.Atwell	S	37	Q.Lake
QB	9	M.Stafford	S	26	K.Kinchens
RB	23	K.Williams	S	3	K.Curl

TITANS STARTERS

OFFENSE			DEFENSE		
WR	4	T.Lockett	OLB	49	A.Key
TE	85	C.Okonkwo	DE	69	S.Joseph-Day
LT	75	D.Moore	DT	98	J.Simmons
LG	77	P.Skoronski	OLB	45	D.Jones
C	79	L.Cushenberry	LB	33	C.Gray
RG	70	K.Zeitler	LB	50	C.Barton
RT	61	J.Ojukwu	CB	29	J.Brownlee
WR	0	C.Ridley	CB	38	L.Sneed
WR	5	E.Ayomanor	CB	21	R.McCreary
QB	1	C.Ward	S	37	A.Hooker
RB	20	T.Pollard	S	25	X.Woods

TEAM STATISTICS

	Rams	Titans
TOTAL FIRST DOWNS	22	18
THIRD DOWN EFFICIENCY	5-12-41.7%	6-15-40.0%
FOURTH DOWN EFFICIENCY	1-1-100.0%	1-1-100.0%
TOTAL NET YARDS	439	252
Plays - Avg.	59-7.4	64-3.9
NET YARDS RUSHING	149	109
Rushes - Avg.	25-6.0	26-4.2
NET YARDS PASSING	290	143
Sacks - Yards Lost	1-8	5-32
PASS ATT-COMP-INT	33-23-1	33-19-0
PUNTS - Avg.	3-48.3	5-50.0
Net Punting Average	36.0	47.2
PUNT RETURNS - Yards	2-14	2-37
KICKOFF RETURNS - Yards	3-80	5-83
INTERCEPTIONS - Yards	0-0	1-0
PENALTIES Number and Yards	4-29	10-62
FUMBLES Number and Lost	1-0	1-1
TOUCHDOWNS	4	1
EXTRA POINTS Made-Attempts	3-4	1-1
RED ZONE EFFICIENCY	3-6-50%	1-3-33%
GOAL TO GO EFFICIENCY	2-5-40%	1-1-100%
SAFETIES	0	0
GIVEAWAYS	1	1
TAKEAWAYS	1	1
TIME OF POSSESSION	29:53	30:07

RAMS INDIVIDUAL STATISTICS

Rushing	Att	Yds	Avg	Lg	TD
K.Williams	17	66	3.9	15	0
P.Nacua	1	45	45.0	45	1
B.Corum	5	44	8.8	15	1
M.Stafford	2	-6	-3.0	-2	0
Total	**25**	**149**	**6.0**	**45**	**2**

Passing	Att	Cmp	Yds	TD	Lg	IN	Rt
M.Stafford	33	23	298	2	40	1	105.4
Total	**33**	**23**	**298**	**2**	**40**	**1**	**105.4**

Receiving	No	Yds	Avg	Lg	TD
P.Nacua	8	91	11.4	24	0
D.Adams	6	106	17.7	33	1
T.Higbee	4	37	9.3	20	0
J.Whittington	2	42	21.0	40	0
K.Williams	2	14	7.0	9	0
D.Allen	1	8	8.0	8	1
Total	**23**	**298**	**13.0**	**40**	**2**

Interceptions	No	Yds	Avg	Lg	TD
None					

Leading Tacklers (Press Box Totals)
K.Kinchens 10-7-3; N.Landman 8-4-4

Sacks: B.Young 2; K.Curl 1; K.Turner 1; J.Stewart 1
FF: B.Young 1
FR: N.Landman 1

TITANS INDIVIDUAL STATISTICS

Rushing	Att	Yds	Avg	Lg	TD
T.Pollard	20	92	4.6	10	0
C.Dike	2	9	4.5	5	0
C.Ward	4	8	2.0	3	0
Total	**26**	**109**	**4.2**	**10**	**0**

Passing	Att	Cmp	Yds	TD	Lg	IN	Rt
C.Ward	33	19	175	1	26	0	82.3
Total	**33**	**19**	**175**	**1**	**26**	**0**	**82.3**

Receiving	No	Yds	Avg	Lg	TD
E.Ayomanor	4	56	14.0	23	1
C.Okonkwo	4	35	8.8	14	0
C.Ridley	3	57	19.0	26	0
V.Jefferson	2	10	5.0	5	0
T.Lockett	2	9	4.5	5	0
G.Helm	2	9	4.5	7	0
C.Dike	2	-1	-0.5	0	0
Total	**19**	**175**	**9.2**	**26**	**1**

Interceptions	No	Yds	Avg	Lg	TD
C.Barton	1	0	0.0	0	0
Total	**1**	**0**	**0.0**	**0**	**0**

Leading Tacklers (Press Box Totals)
A.Hooker 8-5-3; J.Brownlee 8-5-3

Sacks: A.Hooker 1
FF: None
FR: None

TITANS-COLTS: GAME SUMMARY

Week 3: Titans 20, Colts 41
Sunday, Sept. 21, 2025 • 12:00 p.m. CDT • Nissan Stadium

In Week 3 of the 2025 season, the Titans hosted division rival Indianapolis Colts and fell by a score of 41-20.

The Colts took an early 7-0 lead after **CB Kenny Moore II** intercepted a **QB Cam Ward** throw and returned it 32 yards for a touchdown on the third play from scrimmage.

The Titans responded with a 57-yard field goal by **K Joey Slye** to make it 7-3.

Indianapolis extended its lead with a 24-yard field goal by K Spencer Shrader which capped a nine-play, 59-yard drive that saw the Colts drive down to the Tennessee six-yard line before settling for the field goal to make it 10-3.

The Titans went three-and-out on their next offensive possession and the Colts took over at their own 23-yard line. **QB Daniel Jones** strung together a nine-play, 77-yard drive that included three completions for 49 yards and a 17-yard scramble on third-and-seven. **RB Jonathan Taylor** capped off the drive with a one-yard touchdown run to make it 17-3 with 1:11 in the first quarter.

Tennessee responded with an 11-play, 54-yard drive that culminated in a 42 yard field goal by Slye to make it 17-6 with 10:50 left in the second quarter.

The Titans then forced the Colts to punt for the first time this season and took over at their own nine-yard line. Ward drove Tennessee to midfield before the drive stalled and Slye came out to attempt a 64-yard field goal which was no good.

Indianapolis then tried a 51-yard field goal on the ensuing drive that was also no good to keep the score at 17-6 with 3:15 left in the half.

The Titans took over at their own 41-yard line. After **RB Tony Pollard** picked up an initial first down and nine more yards, the Titans faced fourth-and-one at the Indianapolis 39-yard line. After a delay of game penalty, Slye attempted the 62-yard field goal which was blocked.

The Colts took advantage of the field position and ended the half with a 36-yard field goal from Shrader to head into the break up 20-6.

Indianapolis extended its lead with a six-play, 67-yard drive in which Jones found WR Michael Pittman for a 20-yard touchdown to make it 27-6 with 11:08 left in the third.

The Titans answered with a long scoring drive of their own. The 13-play, 73-yard drive culminated in a one-yard touchdown run by Pollard after **RB Julius Chestnut** broke loose for a 27-yard gain to bring the Titans to the Colts four-yard line.

But a 46-yard touchdown run by Taylor extended the Colts lead to 34-13 on the next possession.

The Titans strung together a 16-play, 77-yard drive that ended in a Ward eight-yard touchdown pass to WR Elic Ayomanor to make it 34-20 with 8:40 left in the game.

However, the Colts once again responded, this time with a five-play, 58-yard drive that ended in another Taylor touchdown to make it 41-20 and drop the Titans to 0-3.

SCORING

	1	2	3	4	Final
Indianapolis	**17**	**3**	**14**	**7**	**41**
Tennessee	**3**	**3**	**7**	**7**	**20**

TEAM	SCORING PLAY	TIME
Colts	K.Moore 32 yd. interception return (S.Shrader kick)	1-14:11
Titans	J.Slye 57 yd. Field Goal	1-12:40
Colts	S.Shrader 24 yd. Field Goal	1-7:37
Colts	J.Taylor 1 yd. run (S.Shrader kick)	1-1:07
Titans	J.Slye 42 yd. Field Goal	2-10:50
Colts	S.Shrader 36 yd. Field Goal	2-0:00
Colts	M.Pittman 20 yd. pass from D.Jones (S.Shrader kick)	3-11:08
Titans	T.Pollard 1 yd. run (J.Slye kick)	3-5:09
Colts	J.Taylor 46 yd. run (S.Shrader kick)	3-1:27
Titans	E.Ayomanor 8 yd. pass from C.Ward (J.Slye kick)	4-8:40
Colts	J.Taylor 1 yd. run (S.Shrader kick)	4-5:53

Missed FGs: S.Shrader 51WR, J.Slye 64WR, 62B
Attendance: 56,361
Time of Game: 3:00
Weather: 84°, Cloudy, Wind SW 7 mph
Referee: Scott Novak

COLTS STARTERS

OFFENSE			DEFENSE		
TE	84	T.Warren	DE	51	K.Paye
LT	79	B.Raimann	DT	90	G.Stewart
LG	56	Q.Nelson	DT	99	D.Buckner
C	60	T.Bortollini	DE	97	L.Latu
RG	71	M.Goncalves	LB	48	J.Bachie
RT	72	B.Smith	LB	44	Z.Franklin
WR	1	J.Downs	CB	7	C.Ward
WR	11	M.Pittman	CB	4	X.Howard
WR	14	A.Pierce	CB	23	K.Moore
QB	17	D.Jones	S	20	N.Cross
RB	28	J.Taylor	S	0	C.Bynum

TITANS STARTERS

OFFENSE			DEFENSE		
WR	0	C.Ridley	OLB	49	A.Key
WR	17	C.Dike	DL	97	J.Lynch
LT	75	D.Moore	DT	98	J.Simmons
LG	77	P.Skoronski	OLB	45	D.Jones
C	79	L.Cushenberry	LB	33	C.Gray
RG	73	B.Hance	LB	50	C.Barton
RT	61	J.Ojukwu	CB	38	L.Sneed
TE	85	C.Okonkwo	CB	18	J.Armour-Davis
WR	5	E.Ayomanor	S	28	Q.Diggs
QB	1	C.Ward	S	37	A.Hooker
RB	20	T.Pollard	S	25	X.Woods

TEAM STATISTICS

	Colts	Titans
TOTAL FIRST DOWNS	22	21
THIRD DOWN EFFICIENCY	2-8-25.0%	5-14-35.7%
FOURTH DOWN EFFICIENCY	2-2-100.0%	1-2-50.0%
TOTAL NET YARDS	365	282
Plays - Avg.	53-6.9	65-4.3
NET YARDS RUSHING	137	86
Rushes - Avg.	28-4.9	23-3.7
NET YARDS PASSING	228	196
Sacks - Yards Lost	0-0	4-23
PASS ATT-COMP-INT	25-18-0	38-23-1
PUNTS - Avg.	1-46.0	1-52.0
Net Punting Average	46.0	52.0
PUNT RETURNS - Yards	0-0	0-0
KICKOFF RETURNS - Yards	3-104	6-162
INTERCEPTIONS - Yards	1-32	0-0
PENALTIES Number and Yards	4-23	8-68
FUMBLES Number and Lost	0-0	0-0
TOUCHDOWNS	5	2
EXTRA POINTS Made-Attempts	5-5	2-2
RED ZONE EFFICIENCY	2-4-50%	2-2-100%
GOAL TO GO EFFICIENCY	2-2-100%	2-2-100%
SAFETIES	0	0
GIVEAWAYS	0	1
TAKEAWAYS	1	0
TIME OF POSSESSION	28:41	31:19

COLTS INDIVIDUAL STATISTICS

Rushing	Att	Yds	Avg	Lg	TD
J.Taylor	17	102	6.0	46	3
D.Jones	4	27	6.8	17	0
T.Goodson	2	6	3.0	4	0
D.Giddens	1	3	3.0	3	0
A.Richardson	4	-1	-0.3	2	0
Total	**28**	**137**	**4.9**	**46**	**3**

Passing	Att	Cmp	Yds	TD	Lg	IN	Rt
D.Jones	25	18	228	1	29	0	113.4
Total	**25**	**18**	**228**	**1**	**29**	**0**	**113.4**

Receiving	No	Yds	Avg	Lg	TD
M.Pittman	6	73	12.2	20	1
A.Pierce	4	67	16.8	19	0
T.Warren	3	38	12.7	17	0
J.Taylor	3	16	5.3	8	0
J.Downs	2	34	17.0	29	0
Total	**18**	**228**	**12.7**	**29**	**1**

Interceptions	No	Yds	Avg	Lg	TD
K.Moore	1	32	32.0	32	1
Total	**1**	**32**	**32.0**	**32**	**1**

Leading Tacklers (Press Box Totals)
N.Cross 7-5-2; Z.Franklin 7-4-3

Sacks: T.Lewis 2; N.Gallimore 1; K.Paye 1
FF: None
FR: None

TITANS INDIVIDUAL STATISTICS

Rushing	Att	Yds	Avg	Lg	TD
T.Pollard	16	45	2.8	10	1
J.Chestnut	2	26	13.0	27	0
C.Ward	3	12	4.0	7	0
C.Dike	2	3	1.5	2	0
Total	**23**	**86**	**3.7**	**27**	**1**

Passing	Att	Cmp	Yds	TD	Lg	IN	Rt
C.Ward	38	23	219	1	27	1	74.3
Total	**38**	**23**	**219**	**1**	**27**	**1**	**74.3**

Receiving	No	Yds	Avg	Lg	TD
C.Okonkwo	5	66	13.2	22	0
E.Ayomanor	4	38	9.5	11	1
T.Lockett	4	37	9.3	16	0
G.Helm	3	27	9.0	11	0
C.Dike	3	2	0.7	8	0
T.Pollard	2	14	7.0	11	0
C.Ridley	1	27	27.0	27	0
V.Jefferson	1	8	8.0	8	0
Total	**23**	**219**	**9.5**	**27**	**1**

Interceptions	No	Yds	Avg	Lg	TD
None					

Leading Tacklers (Press Box Totals)
C.Barton 6-5-1; A.Hooker 5-5-0; X.Woods 5-5-0; C.Gray 5-3-2

Sacks: None
FF: None
FR: None

TITANS-TEXANS: GAME SUMMARY

Week 4: Titans 0, Texans 26
Sunday Sept. 28, 2025 • 12:00 p.m. CDT • NRG Stadium

In Week 4 of the 2025 season, the Titans traveled to division rival Houston Texans and fell by a score of 26-0. It was the first time the team has been shut out since 2019.

The Titans started the game with the ball. **QB Cam Ward** connected with **WR Elic Ayomanor** for a 33-yard gain to bring the Titans to the Texans 28-yard line. However after two incomplete passes and a five-yard run by **RB Tony Pollard** the Titans were forced to settle for a 41-yard field goal attempt by **K Joey Slye** which was wide right and no good.

The Texans took over and constructed an 11-play, 40-yard drive that culminated in a field goal by **K Ka'imi Fairbairn** to take an early 3-0 lead with 4:49 left in the first.

Another Fairbairn field goal on the Texans next drive made it 6-0 with 13:28 left in the second quarter.

Later in the second quarter, **DT Jeffery Simmons** tackled **RB Woody Marks** for a one-yard loss and the **OLB Arden Key** took down **QB C.J. Stroud** for a six-yard sack to force a third-and-17 which the Texans did not convert.

The Titans took over at their own 23-yard line with 1:48 left in the half. Ward drove the Titans down to the Houston 29-yard line on four completions for 44 yards to four different pass catchers. But the drive halted and Slye was off-target on the 43-yard attempt to keep the score 6-0 heading into the half.

The Texans opened the second half with a missed field goal of their own.

Tennessee was forced to punt on their next possession and Houston took over at their own 18-yard line. Despite facing second-and-33 due to penalties, Stroud found **WR Nico Collins** for a 37-yard gain to extend the drive. The Texans stretched the lead on a 12-yard touchdown pass from Stroud to Marks to make it 12-0 after the two-point conversion failed.

Ward was intercepted on the next Titans drive and the Texans cashed that in for another touchdown just six plays later on a 24-yard pass from Stroud to **WR Jayden Higgins** to extend their lead 19-0 with 9:26 left in the game.

Facing fourth-and-one on their own 31-yard line, the Titans were unable to convert and the Texans took over. Houston took advantage of the field position. Marks extended the lead to 26-0 with an 18-yard touchdown run to cap off the victory for the Texans and drop the Titans to 0-4.

SCORING

	1	2	3	4	Final
Tennessee	**0**	**0**	**0**	**0**	**0**
Houston	**3**	**3**	**0**	**20**	**26**

TEAM	SCORING PLAY	TIME
Texans	K.Fairbairn 47 yd. Field Goal	1-4:49
Texans	K.Fairbairn 43 yd. Field Goal	2-13:28
Texans	W.Marks 12 yd. pass from C.Stroud (pass failed)	4-14:55
Texans	J.Higgins 24 yd. pass from C.Stroud (K.Fairbairn kick)	4-9:26
Texans	W.Marks 18 yd. run (K.Fairbairn kick)	4-4:51

Missed FGs: J.Slye 41WR, 43WR K.Fairbairn 54WR
Attendance: 70,398
Time of Game: 2:47
Weather: Indoor
Referee: Brad Rogers

TEAM STATISTICS

	Titans	Texans
TOTAL FIRST DOWNS	10	20
THIRD DOWN EFFICIENCY	2-11-18.2%	6-15-40.0
FOURTH DOWN EFFICIENCY	0-1-0.0%	3-3-100.0%
TOTAL NET YARDS	175	353
Plays - Avg.	46-3.8	65-5.4
NET YARDS RUSHING	82	129
Rushes - Avg.	18-4.6	35-3.7
NET YARDS PASSING	93	224
Sacks - Yards Lost	2-15	2-9
PASS ATT-COMP-INT	26-10-1	28-22-0
PUNTS - Avg.	5-42.6	3-44.0
Net Punting Average	39.6	44.0
PUNT RETURNS - Yards	0-0	3-15
KICKOFF RETURNS - Yards	6-141	1-26
INTERCEPTIONS - Yards	0-0	1-20
PENALTIES Number and Yards	4-35	6-50
FUMBLES Number and Lost	0-0	0-0
TOUCHDOWNS	0	3
EXTRA POINTS Made-Attempts	0-0	2-3
RED ZONE EFFICIENCY	0-0-0%	2-2-100%
GOAL TO GO EFFICIENCY	0-0-0%	0-0-0%
SAFETIES	0	0
GIVEAWAYS	1	0
TAKEAWAYS	0	1
TIME OF POSSESSION	21:39	38:21

TITANS STARTERS

OFFENSE			DEFENSE		
WR	5	E.Ayomanor	OLB	49	A.Key
TE	85	C.Okonkwo	DT	98	J.Simmons
LT	75	D.Moore	DE	69	S.Joseph-Day
LG	77	P.Skoronski	OLB	45	D.Jones
C	79	L.Cushenberry	LB	33	C.Gray
RG	70	K.Zeitler	LB	50	C.Barton
RT	72	O.Udoh	CB	38	L.Sneed
WR	17	C.Dike	CB	18	J.Armour-Davis
WR	0	C.Ridley	S	28	Q.Diggs
QB	1	C.Ward	S	37	A.Hooker
RB	20	T.Pollard	S	25	X.Woods

TEXANS STARTERS

OFFENSE			DEFENSE		
WR	13	C.Kirk	DE	55	D.Hunter
TE	86	D.Schultz	DT	98	T.Settle
LT	79	A.Ersery	DT	90	S.Rankins
LG	75	L.Tomlinson	DE	51	W.Anderson
C	60	J.Andrews	LB	0	A.Al-Shaair
RG	69	E.Ingram	LB	39	H.To'oTo'o
RT	71	T.Howard	CB	24	D.Stingley
WR	19	X.Hutchinson	CB	4	K.Lassiter
WR	12	N.Collins	S	2	C.Bullock
QB	7	C.Stroud	S	29	M.Stewart
RB	21	N.Chubb	S	5	J.Pitre

TITANS INDIVIDUAL STATISTICS

Rushing	Att	Yds	Avg	Lg	TD
T.Pollard	14	64	4.6	21	0
C.Ward	2	22	11.0	12	0
J.Chestnut	1	0	0.0	0	0
C.Dike	1	-4	-4.0	-4	0
Total	**18**	**82**	**4.6**	**21**	**0**

Passing	Att	Cmp	Yds	TD	Lg	IN	Rt
C.Ward	26	10	108	0	33	1	35.4
Total	**26**	**10**	**108**	**0**	**33**	**1**	**35.4**

Receiving	No	Yds	Avg	Lg	TD
T.Pollard	3	12	4.0	8	0
E.Ayomanor	2	44	22.0	33	0
C.Ridley	2	30	15.0	22	0
G.Helm	1	12	12.0	12	0
V.Jefferson	1	6	6.0	6	0
C.Okonkwo	1	4	4.0	4	0
Total	**10**	**108**	**10.8**	**33**	**0**

Interceptions	No	Yds	Avg	Lg	TD
None					

Leading Tacklers (Press Box Totals)
C.Gray 17-10-7' C.Barton 9-6-3
Sacks: J.Simmons 1; A.Key 1
FF: None **FR:** None

TEXANS INDIVIDUAL STATISTICS

Rushing	Att	Yds	Avg	Lg	TD
W.Marks	17	69	4.1	18	1
N.Chubb	13	47	3.6	11	0
C.Stroud	4	11	2.8	4	0
J.Noel	1	2	2.0	2	0
Total	**35**	**129**	**3.7**	**18**	**1**

Passing	Att	Cmp	Yds	TD	Lg	IN	Rt
C.Stroud	28	22	233	2	37	0	125.1
Total	**28**	**22**	**233**	**2**	**37**	**0**	**125.1**

Receiving	No	Yds	Avg	Lg	TD
D.Shultz	5	30	6.0	9	0
N.Collins	4	79	19.8	37	0
W.Marks	4	50	12.5	20	1
C.Kirk	3	20	6.7	12	0
X.Hutchinson	2	17	8.5	9	0
N.Chubb	2	15	7.5	8	0
J.Higgins	1	24	24.0	24	1
J.Noel	1	-2	-2.0	-2	0
Total	**22**	**233**	**10.6**	**37**	**2**

Interceptions	No	Yds	Avg	Lg	TD
D.Stingley	1	20	20.0	20	0
Total	**1**	**20**	**20.0**	**20**	**0**

Leading Tacklers (Press Box Totals)
K.Lassiter 5-2-3; D.Hunter 4-3-1
Sacks: D.Hunter 2
FF: None **FR:** None

TITANS-CARDINALS: GAME SUMMARY

Week 5: Titans 22, Cardinals 21
Sunday Oct. 5, 2025 • 3:05 p.m. MST • State Farm Stadium

In Week 5 of the 2025 season, the Titans traveled to Arizona and won 22-21 by outscoring the Cardinals 16-0 in the fourth quarter. It was the franchise's largest fourth-quarter comeback victory since a 21-point comeback to defeat the Giants in 2006.

The Cardinals jumped to an early 7-0 lead on a one-yard run by **RB Michael Carter** which capped off an eight-play, 67-yard opening drive.

The Titans responded with a 44-yard field goal by **K Joey Sly**e to make it 7-3 with 5:00 left in the first quarter.

But the Cardinals answered right back. **QB Kyler Murray** connected with **WR Marvin Harrison Jr.** for two completions for 36 yards. Murray capped the drive with a 12-yard scamper into the end zone to make it 14-3 at the end of the first quarter.

Later in the second quarter, the Cardinals capitalized on a **RB Tony Pollard** fumble in Titans territory with a one-yard touchdown run by **RB Zonovan Knight** to extend the lead to 21-3.

WR Chimere Dike responded with a 65-yard kickoff return to give the Titans a spark. But they were forced to settle for another field goal by Slye to make it 21-6 with 8:29 left in first half.

Neither team scored in the third quarter. Tennessee came up with a fumble recovery by **OLB Dre'Mont Jones** after a snap gone wrong for the Cardinals but were unable to capitalize and went three-and-out on the ensuing possession.

The Cardinals began the fourth quarter deep in their own territory. **RB Emari Demercado** broke through for what would have been a 72-yard touchdown run. However **CB L'Jarius Sneed** chased him until the end zone, providing pressure before Demercado let go of the ball before crossing the goal line. Instead of a touchdown, it was a touchback.

The Titans capitalized on the mishap with a six-play, 80-yard drive that featured a 47-yard completion from **QB Cam Ward** to **WR Calvin Ridley.** Pollard capped off the drive with a one-yard touchdown run. A missed extra point by Slye made it 21-12 with 10:26 left in the game.

The Titans defense forced a three-and-out on the Cardinals next possession and took over at their own 19-yard line. Ward drove Tennessee down to the Cardinals 20-yard line before chaos ensued. A Ward pass was tipped by **LB Mack Wilson Sr.** before being intercepted by **S Dadrion Taylor-Demerson**, but he lost control of the ball, and as players scrambled to pick up the fumble, the ball was kicked by a Cardinals defender into the end zone, where **WR Tyler Lockett** fell on it for Tennessee. Instead of an interception, the Titans came away with a touchdown to make it 21-19.

The Titans defense stood tall and forced a punt to give the offense the ball back at their own 18-yard line with 1:53 left on the clock.

After a quick couple of completions, Ward found **TE Chig Okonkwo** for 16 yards to cross midfield. Then a 38-yard completion to Ridley in the final minute put the team in field goal range, before an 11-yard run by running back **Tony Pollard** put the team on the doorstep of the win.

Slye connected on the 29-yard kick as time expired to give the Titans their first win of the season.

SCORING

	1	2	3	4	Final
Tennessee	**3**	**3**	**0**	**16**	**22**
Arizona	**14**	**7**	**0**	**0**	**21**

TEAM	SCORING PLAY	TIME
Cardinals	M.Carter 1 yd. run (C.Ryland kick)	1-10:54
Titans	J.Slye 44 yd. Field Goal	1-5:00
Cardinals	K.Murray 12 yd. run (C.Ryland kick)	1-0:39
Cardinals	Z.Knight 1 yd. run (C.Ryland kick)	2-10:43
Titans	J.Slye 51 yd. Field Goal	2-8:29
Titans	T.Pollard 1 yd. run (kick failed wr)	4-10:26
Titans	T.Lockett fumble recovery in end zone (J.Slye kick)	4-4:39
Titans	J.Slye 29 yd. Field Goal	4-0:00

Missed FGs: None
Attendance: 64,280
Time of Game: 3:13
Weather: Indoor
Referee: Shawn Smith

TITANS STARTERS

OFFENSE			DEFENSE		
TE	78	B.Crenshaw	OLB	7	O.Oladejo
LT	75	D.Moore	DE	69	S.Joseph
LG	77	P.Skoronski	NT	90	S.Tuttle
C	79	L.Cushenberry	DT	98	J.Simmons
RG	70	K.Zeitler	OLB	45	D.Jones
RT	72	O.Udoh	LB	33	C.Gray
TE	84	G.Helm	LB	50	C.Barton
TE	88	D.Martin	CB	38	L.Sneed
WR	17	C.Dike	CB	18	J.Armour
QB	1	C.Ward	S	37	A.Hooker
RB	20	T.Pollard	S	25	X.Woods

CARDINALS STARTERS

OFFENSE			DEFENSE		
TE	84	E.Higgins	OLB	10	J.Sweat
TE	87	T.Reiman	DT	55	D.Stills
LT	70	P.Johnson	NT	94	D.Tomlinson
LG	74	I.Adams	DT	93	C.Campbell
C	72	H.Froholdt	OLB	5	B.Browning
RG	76	W.Hernandez	LB	27	A.Davis
RT	73	J.Williams	LB	2	Ma.Wilson
TE	85	T.McBride	CB	0	W.Johnson
WR	18	M.Harrison	CB	13	K.Clark
QB	1	K.Murray	S	34	J.Thompson
RB	22	M.Carter	S	3	B.Baker

TEAM STATISTICS

	Titans	Cardinals
TOTAL FIRST DOWNS	20	16
THIRD DOWN EFFICIENCY	5-15-33.3%	7-16-43.8%
FOURTH DOWN EFFICIENCY	0-1-0.0%	0-0-0%
TOTAL NET YARDS	327	361
Plays - Avg.	65-5.0	64-5.6
NET YARDS RUSHING	78	169
Rushes - Avg.	24-3.3	29-5.8
NET YARDS PASSING	249	192
Sacks - Yards Lost	2-16	3-28
PASS ATT-COMP-INT	39-21-1	32-23-0
PUNTS - Avg.	5-54.2	7-52.3
Net Punting Average	47.0	44.7
PUNT RETURNS - Yards	3-33	2-16
KICKOFF RETURNS - Yards	4-136	4-90
INTERCEPTIONS - Yards	0-0	1-0
PENALTIES Number and Yards	6-35	8-47
FUMBLES Number and Lost	1-1	3-3
TOUCHDOWNS	2	3
EXTRA POINTS Made-Attempts	1-2	3-3
RED ZONE EFFICIENCY	1-2-50%	3-4-75%
GOAL TO GO EFFICIENCY	1-2-50%	2-2-100%
SAFETIES	0	0
GIVEAWAYS	2	3
TAKEAWAYS	3	2
TIME OF POSSESSION	27:20	32:40

TITANS INDIVIDUAL STATISTICS

Rushing	Att	Yds	Avg	Lg	TD
T.Pollard	14	67	4.8	14	1
T.Spears	4	14	3.5	5	0
J.Chestnut	1	3	3.0	3	0
C.Ward	5	-6	-1.2	2	0
Total	**24**	**78**	**3.3**	**14**	**1**

Passing	Att	Cmp	Yds	TD	Lg	IN	Rt
C.Ward	39	21	265	0	47	1	64.6
Total	**39**	**21**	**265**	**0**	**47**	**1**	**64.6**

Receiving	No	Yds	Avg	Lg	TD
C.Ridley	5	131	26.2	47	0
C.Okonkwo	4	48	12.0	16	0
G.Helm	4	34	8.5	19	0
T.Pollard	3	11	3.7	4	0
E.Ayomanor	2	18	9.0	13	0
C.Dike	2	17	8.5	11	0
T.Lockett	1	6	6.0	6	0
Total	**21**	**265**	**12.6**	**47**	**0**

Interceptions	No	Yds	Avg	Lg	TD
None					

Leading Tacklers (Press Box Totals)
C.Gray 12-6-6; J.Amour-Davis 9-5-4
Sacks: J.Simmons 1.5; S.Joseph-Day 1; A.Key 0.5
FF: None **FR:** D.Jones 1

CARDINALS INDIVIDUAL STATISTICS

Rushing	Att	Yds	Avg	Lg	TD
E.Demercado	3	82	27.3	71	0
M.Carter	18	51	2.8	7	1
K.Murray	4	25	6.3	12	1
Z.Knight	4	11	2.8	10	1
Total	**29**	**169**	**5.8**	**71**	**3**

Passing	Att	Cmp	Yds	TD	Lg	IN	Rt
K.Murray	31	23	220	0	43	0	93.5
J.Brissett	1	0	0	0	0	0	39.6
Total	**32**	**23**	**220**	**0**	**43**	**0**	**90.6**

Receiving	No	Yds	Avg	Lg	TD
T.McBride	5	41	8.2	12	0
M.Carter	5	22	4.4	9	0
M.Harrison	4	98	24.5	43	0
Mi.Wilson	2	16	8.0	10	0
G.Dortch	2	12	6.0	8	0
E.Higgins	2	10	5.0	7	0
Z.Jones	2	8	4.0	4	0
Z.Knight	1	13	13.0	13	0
Total	**23**	**220**	**9.6**	**43**	**0**

Interceptions	No	Yds	Avg	Lg	TD
D.Taylor-Demerson	1	0	0.0	0	0
Total	**1**	**0**	**0.0**	**0**	**0**

Leading Tacklers (Press Box Totals)
Ma.Wilson 6-4-2; B.Baker 5-4-1; J.Thompson 5-2-3
Sacks: J.Sweat 2
FF: Z.Carter 1 **FR:** B.Browning 1

TITANS-RAIDERS: GAME SUMMARY

Week 6: Titans 10, Raiders 20
Sunday Oct. 12, 2025 • 3:05 p.m. PDT • Allegiant Stadium

In Week 6 of the 2025 season, the Titans traveled to Allegiant Stadium for the first time and lost 20-10 to the Las Vegas Raiders.

The Raiders took an early 3-0 lead on a 50-yard field goal by **K Daniel Carlson** to cap off a 13-play, 48-yard drive.

Later in the second quarter, the Raiders were facing third-and-four at their own 41-yard line when **OLB Jihad Ward** hit **QB Geno Smith.** The ball came loose and **LB Cody Barton** recovered the fumble and took it back for a touchdown. However, a replay review ruled it an incomplete pass instead of a fumble to keep the score 3-0 with 11:04 left in the second quarter.

A couple of drives later, the Titans were backed up deep in their own territory when **LB Devin Whtie** sacked **QB Cam Ward** and forced a fumble in the process. **DE Tyree Wilson** recovered the fumble at the Titans' two-yard line and cashed it in for a short touchdown pass from Smith to **TE Michael Mayer** to make it 10-0.

The Titans appeared to be headed for points at the end of the first half, as Ward drove the Titans from their own 16-yard line to the Raiders 30-yard line with a 20-yard pass to **WR Van Jefferson** and 25 rushing yards by **RB Tyjae Spears.** But on second-and-10, Ward was hit as he threw the ball, and it was intercepted to keep it 10-0 heading into the half.

The Raiders stretched their lead on the opening drive of the third quarter with a three-yard touchdown run by **RB Ashton Jeanty** to cap a 13-play, 70-yard drive and make it 17-0.

The Titans got on the scoreboard on the following drive with a 46-yard field goal by **K Matthew Wright** to make it 17-3 with 1:06 left in the third quarter. Ward had three completions for 39 yards but a sack and penalty halted the drive and forced the Titans to settle for the field goal.

Despite an interception by Barton to start the fourth quarter, the Titans were unable to capitalize as the offense went three-and-out and punted right back to the Raiders who extended their lead to 20-3 on another Carlson field goal with 7:14 left in the game.

A one-yard touchdown pass from Ward to **TE David Martin-Robinson** capped a 12-play, 65-yard drive to make it 20-10 with 3:03 left in the game.

After an onside kick, the Titans defense forced a three-and-out on the Raiders next drive to give the offense a chance to make it interesting. However, after crossing midfield, Ward was pressured and the ball slipped out of his hands and was recovered by the Raiders who kneeled out the game.

SCORING

	1	2	3	4	Final
Tennessee	**0**	**0**	**3**	**7**	**10**
Las Vegas	**3**	**7**	**7**	**3**	**20**

TEAM	SCORING PLAY	TIME
Raiders	D.Carlson 50 yd. Field Goal	1-4:07
Raiders	M.Mayer 4 yd. pass from G.Smith (D.Carlson kick)	2-5:13
Raiders	A.Jeanty 3 yd. run (D.Carlson kick)	3-7:04
Titans	M.Wright 46 yd. Field Goal	3-1:06
Raiders	D.Carlson 29 yd. Field Goal	4-7:14
Titans	D.Martin-Robinson 1 yd. pass from C.Ward (M.Wright kick)	4-3:03

Missed FGs: None
Attendance: 61,981
Time of Game: 2:50
Weather: Indoor
Referee: Carl Cheffers

TEAM STATISTICS

	Titans	Raiders
TOTAL FIRST DOWNS	15	16
THIRD DOWN EFFICIENCY	3-13-23.1%	6-13-46.2%
FOURTH DOWN EFFICIENCY	2-2-100.0%	1-1-100.0%
TOTAL NET YARDS	225	226
Plays - Avg.	59-3.8	57-4.0
NET YARDS RUSHING	65	68
Rushes - Avg.	15-4.3	32-2.1
NET YARDS PASSING	160	158
Sacks - Yards Lost	6-62	2-16
PASS ATT-COMP-INT	38-26-1	23-17-1
PUNTS - Avg.	5-44.0	4-41.8
Net Punting Average	34.6	41.8
PUNT RETURNS - Yards	0-0	3-47
KICKOFF RETURNS - Yards	3-66	2-57
INTERCEPTIONS - Yards	1-1	1-0
PENALTIES Number and Yards	7-34	6-27
FUMBLES Number and Lost	2-2	0-0
TOUCHDOWNS	1	2
EXTRA POINTS Made-Attempts	1-1	2-2
RED ZONE EFFICIENCY	1-2-50%	2-4-50%
GOAL TO GO EFFICIENCY	1-1-100%	2-2-100%
SAFETIES	0	0
GIVEAWAYS	3	1
TAKEAWAYS	1	3
TIME OF POSSESSION	27:34	32:26

TITANS STARTERS

OFFENSE			DEFENSE		
WR	0	C.Ridley	OLB	53	J.Ward
WR	5	E.Ayomanor	DT	98	J.Simmons
TE	88	D.Martin	DE	69	S.Joseph
LT	75	D.Moore	OLB	45	D.Jones
LG	77	P.Skoronski	LB	33	C.Gray
C	79	L.Cushenberry	LB	50	C.Barton
RG	70	K.Zeitler	CB	38	L.Sneed
RT	55	J.Latham	CB	18	J.Armour-Davis
TE	84	G.Helm	S	28	Q.Diggs
QB	1	C.Ward	S	37	A.Hooker
RB	20	T.Pollard	S	25	X.Woods

RAIDERS STARTERS

OFFENSE			DEFENSE		
WR	1	T.Tucker	DE	49	C.Snowden
TE	87	M.Mayer	DT	96	J.Laulu
LT	70	S.Forsythe	DL	95	L.Fotu
LG	66	D.Parham	DT	69	A.Butler
C	61	J.Meredith	DE	98	M.Crosby
RG	58	J.Powers	LB	45	D.White
RT	71	D.Glaze	LB	52	E.Roberts
WR	16	J.Meyers	CB	36	K.Kelly
WR	18	J.Bech	CB	22	E.Stokes
QB	7	G.Smith	S	11	J.Chinn
RB	2	A.Jeanty	S	20	I.Pola-Mao

TITANS INDIVIDUAL STATISTICS

Rushing	Att	Yds	Avg	Lg	TD
T.Pollard	10	34	3.4	17	0
T.Spears	5	31	6.2	12	0
Total	**15**	**65**	**4.3**	**17**	**0**

Passing	Att	Cmp	Yds	TD	Lg	IN	Rt
C.Ward	38	26	222	1	23	1	81.2
Total	**38**	**26**	**222**	**1**	**23**	**1**	**81.2**

Receiving	No	Yds	Avg	Lg	TD
C.Okonkwo	6	46	7.7	20	0
V.Jefferson	4	75	18.8	23	0
T.Spears	4	19	4.8	9	0
E.Ayomanor	3	27	9.0	11	0
G.Helm	2	15	7.5	9	0
T.Pollard	2	13	6.5	9	0
C.Dike	2	8	4.0	8	0
C.Ridley	1	18	18.0	18	0
D.Martin-Robinson	1	1	1.0	1	1
T.Lockett	1	0	0.0	0	0
Total	**26**	**222**	**8.5**	**23**	**1**

Interceptions	No	Yds	Avg	Lg	TD
C.Barton	1	1	1.0	1	0
Total	**1**	**1**	**1.0**	**1**	**0**

Leading Tacklers (Press Box Totals)
C.Gray 11-2-9; L.Sneed 10-6-4
Sacks: D.Jones 1; J.Simmons 1
FF: None **FR:** None

RAIDERS INDIVIDUAL STATISTICS

Rushing	Att	Yds	Avg	Lg	TD
A.Jeanty	23	75	3.3	13	1
G.Smith	4	-3	-0.8	0	0
R.Moster	5	-4	-0.8	3	0
Total	**32**	**68**	**2.1**	**13**	**1**

Passing	Att	Cmp	Yds	TD	Lg	IN	Rt
G.Smith	23	17	174	1	37	1	91.6
Total	**23**	**17**	**174**	**1**	**37**	**1**	**91.6**

Receiving	No	Yds	Avg	Lg	TD
T.Tucker	5	70	14.0	37	0
M.Mayer	5	50	10.0	22	1
J.Meyers	4	39	9.8	16	0
A.Jeanty	2	11	5.5	9	0
I.Thomas	1	4	4.0	4	0
Total	**17**	**174**	**10.2**	**37**	**1**

Interceptions	No	Yds	Avg	Lg	TD
D.White	1	0	0.0	0	0
Total	**1**	**0**	**0.0**	**0**	**0**

Leading Tacklers (Press Box Totals)
D.White 9-5-4; J.Chinn 6-4-2
Sacks: L.Fotu 1; J.Laulu 1; M.Crosby 2; D.White 1; Team Sack 1
FF: D.White 1 **FR:** T.Booker 1; T.Wilson 1

TITANS-PATRIOTS: GAME SUMMARY

Week 7: Titans 13, Patriots 31
Sunday Oct. 19, 2025 • 12:00 p.m. CDT • Nissan Stadium

In week 7 of the 2025 season, the Titans hosted the New England Patriots and fell by a score of 31-13 in Mike McCoy's first game as interim head coach.

The Titans took an early 3-0 lead on a 49-yard field goal by **K Joey Slye** to open the game.

The Patriots tied it with a 36-yard field goal by **K Andy Borregales** on the next drive.

Tennessee responded with a three-play, 59-yard touchdown drive. **WR Chimere Dike** returned the kickoff 29 yards to the Tennessee 41-yard line. Dike then caught two passes from **QB Cam Ward,** an 18-yarder followed by a 38-yard touchdown reception to make it 10-3 with 5:04 left in the first quarter.

Later in the second quarter, the Patriots tied the game with an 11-play, 93-yard touchdown drive. **QB Drake Maye** completed five passes to five different pass catchers for 51 yards, including the three-yard touchdown pass to **TE Austin Hooper** to even the score 10-10.

The Titans responded again, putting together an eight-play, 32-yard drive that was capped off with a 50-yard field goal from Slye. **WR Van Jefferson** had a pair of catches for 27 yards on the march to make it 13-10 with 1:48 left in the first half.

New England responded with a three-play, 60-yard touchdown drive. Slye's kickoff was out of bounds, giving the Patriots the ball at their own 40-yard line. Maye then found **WR Kayshon Boutte** for a 39-yard touchdown to give the Patriots their first lead of the day, which they never relinquished.

The Patriots began the second half with the ball and strung together a 12-play, 88-yard touchdown drive that was capped by a four-yard touchdown run by **RB Rhamondre Stevenson** to make it 24-13 with 7:31 left in the third quarter.

On the next possession, Ward lost control of the ball deep in the Titans territory and **LB K'Lavon Chaisson** scooped up the fumble and returned it four yards for a touchdown to make it 31-13 with 7:20 left in the third quarter.

Neither team scored for the rest of the game as the Titans fell to 1-6 on the season.

SCORING

	1	2	3	4	Final
New England	3	14	14	0	31
Tennessee	10	3	0	0	13

TEAM	SCORING PLAY	TIME
Titans	J.Slye 49 yd. Field Goal	1-12:20
Patriots	A.Borregales 36 yd. Field Goal	1-6:46
Titans	C.Dike 38 yd. pass from C.Ward (J.Slye kick)	1-5:04
Patriots	A.Hooper 3 yd. pass from D.Maye (A.Borregales kick)	2-5:34
Titans	J.Slye 50 yd. Field Goal	2-1:48
Patriots	K.Boutte 39 yd. pass from D.Maye (A.Borregales kick)	2-0:49
Patriots	R.Stevenson 4 yd. run (A.Borregales kick)	3-7:31
Patriots	K.Chaisson 4 yd. fumble return (A.Borregales kick)	3-7:20

Missed FGs: None
Attendance: 67,410
Time of Game: 2:42
Weather: 60°, Cloudy, Wind NW 18 mph
Referee: Craig Wrolstad

PATRIOTS STARTERS

OFFENSE			DEFENSE		
WR	9	K.Boutte	DT	90	C.Barmore
LT	66	W.Campbell	DL	95	K.Tonga
LG	58	J.Wilson	DT	97	M.Williams
C	65	G.Bradbury	OLB	2	H.Landry
RG	71	M.Onwenu	LB	51	J.Gibbens
RT	76	M.Moses	LB	14	R.Spillane
TE	85	H.Henry	LB	48	J.Tavai
WR	13	M.Hollins	CB	7	C.Davis
WR	8	S.Diggs	CB	0	C.Gonzalez
QB	10	D.Maye	S	31	C.Woodson
RB	38	R.Stevenson	S	23	K.Dugger

TITANS STARTERS

OFFENSE			DEFENSE		
WR	11	V.Jefferson	OLB	53	J.Ward
LT	75	D.Moore	DT	98	J.Simmons
LG	77	P.Skoronski	NT	93	T.Sweat
C	79	L.Cushenberry	OLB	45	D.Jones
RG	70	K.Zeitler	LB	33	C.Gray
RT	55	J.Latham	LB	50	C.Barton
TE	84	G.Helm	CB	38	L.Sneed
WR	5	E.Ayomanor	CB	18	J.Armour-Davis
QB	1	C.Ward	CB	21	R.McCreary
TE	85	C.Okonkwo	S	37	A.Hooker
RB	20	T.Pollard	S	25	X.Wood

TEAM STATISTICS

	Patriots	Titans
TOTAL FIRST DOWNS	22	16
THIRD DOWN EFFICIENCY	5-12-41.7%	3-10-30.0%
FOURTH DOWN EFFICIENCY	2-2-100.0%	0-2-0.0%
TOTAL NET YARDS	387	255
Plays - Avg.	64-6.0	51-5.0
NET YARDS RUSHING	175	39
Rushes - Avg.	36-4.9	12-3.3
NET YARDS PASSING	212	216
Sacks - Yards Lost	4-22	5-39
PASS ATT-COMP-INT	24-22-0	34-25-1
PUNTS - Avg.	4-37.5	3-40.7
Net Punting Average	33.8	40.7
PUNT RETURNS - Yards	0-0	1-15
KICKOFF RETURNS - Yards	2-40	3-84
INTERCEPTIONS - Yards	1-32	0-0
PENALTIES Number and Yards	5-36	3-15
FUMBLES Number and Lost	0-0	1-1
TOUCHDOWNS	4	1
EXTRA POINTS Made-Attempts	4-4	1-1
RED ZONE EFFICIENCY	2-3-67%	0-0-0%
GOAL TO GO EFFICIENCY	2-2-100%	0-0-0%
SAFETIES	0	0
GIVEAWAYS	0	2
TAKEAWAYS	2	0
TIME OF POSSESSION	37:12	22:48

PATRIOTS INDIVIDUAL STATISTICS

Rushing	Att	Yds	Avg	Lg	TD
R.Stevenson	18	88	4.9	16	1
D.Maye	8	62	7.8	19	0
T.Jennings	5	18	3.6	9	0
T.Henderson	2	5	2.5	3	0
M.Hollins	1	4	4.0	4	0
J.Dobbs	2	-2	-1.0	-1	0
Total	**36**	**175**	**4.9**	**19**	**1**

Passing	Att	Cmp	Yds	TD	Lg	IN	Rt
D.Maye	23	21	222	2	39	0	135.9
J.Dobbs	1	1	12	0	12	0	116.7
Total	**24**	**22**	**234**	**2**	**39**	**0**	**135.1**

Receiving	No	Yds	Avg	Lg	TD
S.Diggs	7	69	9.9	24	0
H.Henry	4	33	8.3	12	0
D.Douglas	3	17	5.7	12	0
K.Boutte	2	55	27.5	39	1
M.Hollins	2	49	24.5	27	0
A.Hooper	2	11	5.5	8	1
R.Stevenson	2	2	2.0	2	0
Total	**22**	**234**	**10.6**	**39**	**2**

Interceptions	No	Yds	Avg	Lg	TD
M.Jones	1	32	32.0	32	0
Total	**1**	**32**	**32.0**	**32**	**0**

Leading Tacklers (Press Box Totals)
M.Mapu 8-6-2; C.Gonzalez 5-5-0
Sacks: K.Chaisson 2; H.Landry 1; M.Williams 1; Team Sack 1
FF: None **FR:** K.Chaisson 1

TITANS INDIVIDUAL STATISTICS

Rushing	Att	Yds	Avg	Lg	TD
T.Spears	5	22	4.4	8	0
T.Pollard	6	18	3.0	6	0
C.Dike	1	-1	-1.0	-1	0
Total	**12**	**39**	**3.3**	**8**	**0**

Passing	Att	Cmp	Yds	TD	Lg	IN	Rt
C.Ward	34	25	255	1	38	1	92.2
Total	**34**	**25**	**255**	**1**	**38**	**1**	**92.2**

Receiving	No	Yds	Avg	Lg	TD
T.Pollard	6	43	7.2	10	0
C.Dike	4	70	17.5	38	1
V.Jefferson	4	41	10.3	15	0
G.Helm	4	36	9.0	13	0
T.Spears	3	18	6.0	11	0
E.Ayomanor	2	29	14.5	20	0
T.Lockett	2	18	9.0	13	0
Total	**25**	**255**	**10.2**	**38**	**1**

Interceptions	No	Yds	Avg	Lg	TD
None					

Leading Tacklers (Press Box Totals)
C.Gray 10-7-3; Q.Diggs 7-3-4
Sacks: D.Jones 1; T.Sweat 1; J.Ward 1; X.Woods 1;
FF: None **FR:** None

TITANS-COLTS: GAME SUMMARY

Week 8: Titans 14, Colts 38
Sunday Oct. 26, 2025 • 4:25 p.m. EDT • Lucas Oil Stadium

In Week 8 of the 2025 season, the Titans traveled to Lucas Oil Stadium to face division rival Indianapolis Colts and fell by a score of 38-14.

The Colts jumped out to an early 3-0 lead with a 43-yard field goal by **K Michael Badgley** on the opening drive of the game.

After the Titans were forced to punt on their first offensive possession, the Colts extended their lead to 10-0 on a **RB Jonathan Taylor** 18-yard touchdown run that capped an eight-play, 73-yard drive with 15 seconds left in the first quarter.

Tennessee responded with a six-play, 69-yard drive that resulted in a one-yard touchdown pass from **QB Cam Ward** to **TE Gunnar Helm** to make it 10-7 with 11:14 left in the second quarter. The touchdown was set up by **RB Tyjae Spears** who broke through for a 41-yard run which put the ball at the Indianapolis one-yard line.

However, the Colts immediately responded with another touchdown to extended the lead to 17-7. **QB Daniel Jones** found **WR Michael Pittman Jr.** on a 21-yard touchdown pass.

With 26 seconds left in the second quarter, the Titans started to drive from their own 20-yard line. Ward connected with **WR Elic Ayomanor** for 26 yards and **WR Chimere Dike** for 14 yards to bring the Titans to the Colts 40-yard line. But **K Joey Slye** missed the 58-yard field goal attempt to keep the score 17-7 heading into the half.

The Titans opened the second half with the ball, but the drive stalled and Tennessee opted to punt on fourth-and-three at the Colts 42-yard line. The punt resulted in a touchback and the Colts took over at their own 20-yard line.

Taylor scored on the next play with an 80-yard touchdown run, making it 24-7 with 11:10 left in the third quarter.

After a three-and-out by the Titans on the next possession, the Colts extended the lead even further with a 10-yard touchdown pass from Jones to **WR Josh Downs** which capped an eight-play, 74-yard drive to make it 31-7 with 5:12 left in the third.

A 19-yard pass from Jones to Taylor made it 38-7 at the start of the fourth quarter.

The Titans got on the board again late with a three-yard touchdown run by Spears to make the final score 38-14.

SCORING

	1	2	3	4	Final
Tennessee	**0**	**7**	**0**	**7**	**14**
Indianapolis	**10**	**7**	**14**	**7**	**38**

TEAM	SCORING PLAY	TIME
Colts	M.Badgley 43 yd. Field Goal	1-9:43
Colts	J.Taylor 18 yd. run (M.Badgley kick)	1-0:09
Titans	G.Helm 1 yd. pass from C.Ward (J.Slye kick)	2-11:14
Colts	M.Pittman 21 yd. pass from D.Jones (M.Badgley kick)	2-7:44
Colts	J.Taylor 80 yd. run (M.Badgley kick)	3-11:10
Colts	J.Downs 10 yd. pass from D.Jones (M.Badgley kick)	3-5:12
Colts	J.Taylor 19 yd. pass frm D.Jones (M.Badgley kick)	4-14:22
Titans	T.Spears 3 yd. run (J.Slye kick)	4-2:36

Missed FGs: J.Slye 58WR
Attendance: 65,816
Time of Game: 2:57
Weather: Indoor
Referee: Land Clark

TEAM STATISTICS

	Titans	Colts
TOTAL FIRST DOWNS	20	21
THIRD DOWN EFFICIENCY	6-15-40.0%	3-9-33.3%
FOURTH DOWN EFFICIENCY	1-3-33.3%	1-1-100.0%
TOTAL NET YARDS	341	420
Plays - Avg.	67-5.1	52-8.1
NET YARDS RUSHING	113	164
Rushes - Avg.	25-4.5	18-9.1
NET YARDS PASSING	228	256
Sacks - Yards Lost	4-31	3-16
PASS ATT-COMP-INT	38-22-1	31-21-0
PUNTS - Avg.	5-43.0	4-47.3
Net Punting Average	32.4	47.3
PUNT RETURNS - Yards	0-0	2-33
KICKOFF RETURNS - Yards	7-175	2-42
INTERCEPTIONS - Yards	0-0	1-0
PENALTIES Number and Yards	3-34	3-32
FUMBLES Number and Lost	0-0	0-0
TOUCHDOWNS	2	5
EXTRA POINTS Made-Attempts	2-2	5-5
RED ZONE EFFICIENCY	2-3-67%	3-4-75%
GOAL TO GO EFFICIENCY	1-2-50%	0-0-0%
SAFETIES	0	0
GIVEAWAYS	1	0
TAKEAWAYS	0	1
TIME OF POSSESSION	34:21	25:39

TITANS STARTERS

OFFENSE			DEFENSE		
WR	17	C.Dike	OLB	53	J.Ward
LT	75	D.Moore	NT	93	T.Sweat
LG	77	P.Skoronski	DL	91	C.Ravenell
C	79	L.Cushenberry	OLB	45	D.Jones
RG	70	K.Zeitler	ILB	33	C.Gray
RT	55	J.Latham	ILB	50	C.Barton
TE	84	G.Helm	CB	18	J.Armour-Davis
TE	85	C.Okonkwo	CB	21	R.McCreary
WR	5	E.Ayomanor	CB	39	D.Baker
QB	1	C.Ward	S	37	A.Hooker
RB	20	T.Pollard	S	25	X.Woods

COLTS STARTERS

OFFENSE			DEFENSE		
TE	81	M.Allie-Cox	DE	97	L.Latu
LT	79	B.Raimann	DT	99	D.Buckner
LG	56	Q.Nelson	DT	90	G.Stewart
C	60	T.Bortolini	DT	92	N.Gallimore
RG	71	M.Goncalves	DE	51	K.Paye
RT	72	B.Smith	MLB	44	Z.Franklin
WR	1	J.Downs	LB	53	G.Pratt
WR	11	M.Pittman	CB	35	J.Edwards
WR	14	A.Pierce	CB	29	M.Blackmon
QB	17	D.Jones	FS	0	C.Bynum
RB	28	J.Taylor	SS	20	N.Cross

TITANS INDIVIDUAL STATISTICS

Rushing	Att	Yds	Avg	Lg	TD
T.Spears	9	59	6.6	41	1
T.Pollard	11	44	4.0	11	1
J.Chestnut	2	5	2.5	5	0
C.Ward	2	4	2.0	7	0
C.Dike	1	1	1.0	1	0
Total	**25**	**113**	**4.5**	**41**	**1**

Passing	Att	Cmp	Yds	TD	Lg	IN	Rt
C.Ward	38	22	259	1	26	1	76.5
Total	**38**	**22**	**259**	**1**	**26**	**1**	**76.5**

Receiving	No	Yds	Avg	Lg	TD
C.Dike	7	93	13.3	21	0
C.Okonkwo	4	53	13.3	23	0
E.Ayomanor	4	52	13.0	26	0
T.Spears	3	23	7.7	17	0
G.Helm	2	23	11.5	22	1
T.Pollard	1	9	9.0	9	0
V.Jefferson	1	6	6.0	6	0
Total	**22**	**259**	**11.8**	**26**	**1**

Interceptions	No	Yds	Avg	Lg	TD
None					

Leading Tacklers (Press Box Totals)
A.Hooker 5-4-1; C.Gray 5-4-1; D.Baker 5-4-1
Sacks: D.Jones 1; R.McCreary 1; T.Sweat 1
FF: None **FR:** None

COLTS INDIVIDUAL STATISTICS

Rushing	Att	Yds	Avg	Lg	TD
J.Taylor	12	153	12.8	80	2
A.Abdullah	2	5	2.5	3	0
D.Jones	1	3	3.0	3	0
T.Goodson	2	2	1.0	2	0
R.Leonard	1	1	1.0	1	0
Total	**18**	**164**	**9.1**	**80**	**2**

Passing	Att	Cmp	Yds	TD	Lg	IN	Rt
D.Jones	29	21	272	3	50	0	136.0
R.Leonard	2	0	0	0	0	0	39.6
Total	**31**	**21**	**272**	**3**	**50**	**0**	**127.4**

Receiving	No	Yds	Avg	Lg	TD
M.Pittman	8	95	11.9	21	1
T.Warren	4	53	13.3	20	0
J.Downs	3	39	13.0	18	1
A.Pierce	2	69	34.5	50	0
J.Taylor	2	21	10.5	19	1
A.Abdullah	1	3	3.0	3	0
A.Dulin	1	-8	-8.0	-8	0
Total	**21**	**272**	**13.0**	**50**	**3**

Interceptions	No	Yds	Avg	Lg	TD
C.Lammons	1	0	0.0	0	0
Total	**1**	**0**	**0.0**	**0**	**0**

Leading Tacklers (Press Box Totals)
G.Pratt 8-3-5; K.Moore 5-4-1; C.Bynum 5-3-2
Sacks: A.Adebawore 1; D.Buckner 1; N.Gallimore 1; L.Latu 0.5; K.Moore 0.5
FF: None **FR:** None

TITANS-CHARGERS: GAME SUMMARY

Week 9: Titans 20, Chargers 27
Sunday Nov. 2, 2025 • 12:00 p.m. CDT • Nissan Stadium

In Week 7 of the 2025 season, the Titans hosted the Los Angeles Chargers and fell by a score of 27-20 to drop to 1-8 on the season.

The Titans jumped out to an early 7-0 lead on a pick-six from **LB Cody Barton,** who stepped in front of a **QB Justin Herbert** pass, intercepted it and raced 24 yards for a touchdown.

The Chargers responded with a seven-play, 76-yard drive that resulted in a two-yard touchdown pass from Herbert to **FB Scott Matlock** to tie the game at 7-7.

The Titans were forced to punt after their drive stalled at the Chargers' 49-yard line. However, the Titans defense forced a three-and-out after **OLB Dre'Mont Jones** sacked Herbert for a six-yard loss on the play. It was one of six sacks the Titans defense recorded on the day. **P JK Scott** punted 60 yards to the Tennessee 33-yard where **WR Chimere Dike** fielded it and returned it 67 yards for a touchdown to give the Titans a 14-7 lead. It was the first punt return for a touchdown for the Titans since 2012.

The Chargers opened the second quarter with a 27-yard field goal by **K Cameron Dicker** to make it 14-10 with 14:06 left in the first half.

After the Titans were forced to punt again, the Chargers took over at their own 30-yard line. Herbert constructed a six-play, 70-yard drive and capped it off with a 19-yard touchdown pass to **WR Quentin Johnston** to give the Chargers their first lead of the day at 17-14.

The Titans responded with a 49-yard field goal by **K Joey Slye** to tie the game at 17-17 with 5:02 left in the half. However, the Chargers took a 20-17 lead into halftime after a 52-yard field goal by Dicker with 20 seconds left in the second quarter.

After the Titans defense forced a three-and-out to start the second half, the Titans began to drive at their own 28-yard line. **QB Cam Ward** drove the team down to the one-yard line, but **RB Tony Pollard** was stopped short of the goal line on back-to-back plays to keep the score 20-17 and give the Chargers the ball on their own one-yard line.

On the ensuing possession, the Chargers drove the ball 99 yards in 9:03, using 15 plays, and capped the drive with a one-yard touchdown run by Herbert to extend their lead 27-17.

The Titans brought the game within one score on a 37-yard field goal by Slye with 4:13 left, but the Titans never got the ball back as the Chargers ran out the clock with three third-down conversions in the closing minutes.

SCORING

	1	2	3	4	Final
L.A. Chargers	**7**	**13**	**0**	**7**	**27**
Tennessee	**14**	**3**	**0**	**3**	**20**

TEAM	SCORING PLAY	TIME
Titans	C.Barton 24 yd. interception return (J.Slye kick)	1-11:19
Chargers	S.Matlock 2 yd. pass from J.Herbert (C.Dicker kick)	1-7:24
Titans	C.Dike 67 yd. punt return (J.Slye kick)	1-2:55
Chargers	C.Dicker 27 yd. Field Goal	2-14:06
Chargers	Q.Johnston 19 yd. pass from J.Herbert (C.Dicker)	2-8:37
Titans	J.Slye 49 yd. Field Goal	2-5:02
Chargers	C.Dicker 52 yd. Field Goal	2-0:20
Chargers	J.Herbert 1 yd. run (C.Dicker kick)	4-12:58
Titans	J.Slye 37 yd. Field Goal	4-4:19

Missed FGs: None
Attendance: 58,592
Time of Game: 2:49
Weather: 46°, Cloudy, Wind N 5 mph
Referee: Alex Kemp

CHARGERS STARTERS

OFFENSE			DEFENSE		
WR	15	L.McConkey	OLB	45	T.Tuipulotu
WR	13	K.Allen	DL	99	J.Caldwell
TE	86	O.Gadsden	DL	90	T.Tart
LT	76	J.Alt	OLB	52	K.Mack
LG	77	Z.Johnson	LB	0	D.Henley
C	75	B.Bozeman	LB	6	D.Perryman
RG	67	F.Sarell	DB	2	E.Molden
RT	66	B.Hart	CB	26	D.Jackson
WR	1	Q.Johnston	CB	20	C.Hart
QB	10	J.Herbert	S	3	D.James
RB	30	K.Vidal	S	27	R.Mickens

TITANS STARTERS

OFFENSE			DEFENSE		
WR	5	E.Ayomanor	OLB	53	J.Ward
WR	17	C.Dike	DE	68	S.Joseph
TE	85	C.Okonkwo	NT	93	T.Sweat
LT	75	D.Moore	OLB	45	D.Jones
LG	77	P.Skoronski	LB	33	C.Gray
C	79	L.Cushenberry	LB	50	C.Barton
RG	70	K.Zeitler	CB	18	J.Armour-Davis
RT	55	J.Latham	CB	39	D.Baker
WR	11	V.Jefferson	S	37	A.Hooker
QB	1	C.Ward	S	28	Q.Diggs
RB	20	T.Pollard	S	23	K.Winston

TEAM STATISTICS

	Chargers	Titans
TOTAL FIRST DOWNS	21	10
THIRD DOWN EFFICIENCY	7-13-53.8%	1-9-11.1%
FOURTH DOWN EFFICIENCY	0-0-0%	0-1-0.0%
TOTAL NET YARDS	343	206
Plays - Avg.	65-5.3	44-4.7
NET YARDS RUSHING	131	88
Rushes - Avg.	30-4.4	19-4.6
NET YARDS PASSING	212	118
Sacks - Yards Lost	6-38	4-27
PASS ATT-COMP-INT	29-19-1	21-12-0
PUNTS - Avg.	4-52.3	5-37.4
Net Punting Average	27.8	35.6
PUNT RETURNS - Yards	2-9	3-98
KICKOFF RETURNS - Yards	3-72	4-117
INTERCEPTIONS - Yards	0-0	1-24
PENALTIES Number and Yards	3-20	7-60
FUMBLES Number and Lost	1-0	2-0
TOUCHDOWNS	3	2
EXTRA POINTS Made-Attempts	3-3	2-2
RED ZONE EFFICIENCY	3-4-75%	0-2-0%
GOAL TO GO EFFICIENCY	2-2-100%	0-1-0%
SAFETIES	0	0
GIVEAWAYS	1	0
TAKEAWAYS	0	1
TIME OF POSSESSION	34:20	25:40

CHARGERS INDIVIDUAL STATISTICS

Rushing	Att	Yds	Avg	Lg	TD
J.Herbert	9	57	6.3	29	1
J.Patterson	9	44	4.9	9	0
K.Vidal	12	30	2.5	7	0
Total	**30**	**131**	**4.4**	**29**	**1**

Passing	Att	Cmp	Yds	TD	Lg	IN	Rt
J.Herbert	29	19	250	2	34	1	101.2
Total	**29**	**19**	**250**	**2**	**34**	**1**	**101.2**

Receiving	No	Yds	Avg	Lg	TD
O.Gadsden	5	68	13.6	34	0
L.McConkey	4	56	14.0	21	0
Q.Johnston	4	53	13.3	23	1
K.Allen	2	41	20.5	31	0
T.Harris	2	18	9.0	15	0
T.Fisk	1	12	12.0	12	0
S.Matlock	1	2	2.0	2	1
Total	**19**	**250**	**13.2**	**34**	**2**

Interceptions	No	Yds	Avg	Lg	TD
None					

Leading Tacklers (Press Box Totals)
D.James 8-5-3; D.Perryman 7-5-2; D.Henley 7-2-5
Sacks: O.Oweh 2; D.Henley 1; T.Tuipulotu 1
FF: T.Tuipulotu 1 **FR:** None

TITANS INDIVIDUAL STATISTICS

Rushing	Att	Yds	Avg	Lg	TD
T.Pollard	10	56	5.6	16	0
T.Spears	7	26	3.7	10	0
C.Ward	2	6	3.0	6	0
Total	**19**	**88**	**4.6**	**16**	**0**

Passing	Att	Cmp	Yds	TD	Lg	IN	Rt
C.Ward	21	12	145	0	29	0	78.5
Total	**21**	**12**	**145**	**0**	**29**	**0**	**78.5**

Receiving	No	Yds	Avg	Lg	TD
E.Ayomanor	3	46	15.3	29	0
T.Spears	3	36	12.0	26	0
C.Okonkwo	2	10	5.0	6	0
V.Jefferson	1	21	21.0	21	0
G.Helm	1	15	15.0	15	0
T.Pollard	1	12	12.0	12	0
C.Dike	1	5	5.0	5	0
Total	**12**	**145**	**12.1**	**29**	**0**

Interceptions	No	Yds	Avg	Lg	TD
C.Barton	1	24	24.0	24	1
Total	**1**	**24**	**24.0**	**24**	**1**

Leading Tacklers (Press Box Totals)
C.Gray 16-11-5; A.Hooker 7-6-1
Sacks: J.Ward 2.5; D.Jones 1.5; C.Gray 1; S.Joseph 1;
FF: C.Ravenell 1 **FR:** None

TITANS-TEXANS: GAME SUMMARY

Week 11: Titans 13, Texans 16
Sunday Nov. 16, 2025 • 12:00 p.m. CDT • Nissan Stadium

In Week 11 of the 2025 season, the Titans hosted division rival Houston Texans and fell by a score of 16-13 on the last play of the game.

The game got off to an interesting start. The Texans won the toss and elected to receive. After driving down to the Tennessee 13-yard line, Houston elected to attempt a field goal facing fourth-and-two. **K Matthew Wright's** 31-yard attempt hit the right upright and was no good. But a penalty on **DT Jeffery Simmons** for unnecessary roughness gave the Texans first-and-goal from the six-yard line. The defense responded with a goal-line stand, and on fourth-and-goal from the one-yard line **LB Cody Barton** sacked **QB Davis Mills** and the Titans took over.

The Titans then strung together a 13-play, 50-yard drive that culminated in a 56-yard field goal by **K Joey Slye** to make it 3-0. **QB Cam Ward** found first down completions to **WR Calvin Ridley, WR Chimere Dike**, **WR Van Jefferson**, **RB Tyjae Spears**, and **TE Chig Okonkwo** throughout the drive.

It was a defensive battle for the rest of the half, and it was 3-0 at the break.

The Titans extended their lead on the opening drive of the second half with a 47-yard field goal by Slye to make it 6-0 with 10:45 left in the third quarter.

The Texans responded with a seven-play, 65-yard scoring drive that was capped with a three-yard touchdown pass from Mills to **WR Nico Collins** to make it 7-3.

The Titans went three-and-out on their next offensive possession and the Texans took over at their own 14-yard line. Wright capped a 10-play, 63-yard drive with a 41-yard field goal to extend the Texans lead to 10-6 heading into the fourth quarter.

The Texans cashed in on a Ward sack fumble forced by **DE Will Anderson Jr.** with a 43-yard field goal by Wright to extend their lead to 13-6 with 11:59 left in the game.

The Titans made it exciting towards the end. After the Titans defensed forced their second consecutive three-and-out, the offense took over at their own five-yard line. A 39-yard pass from Ward to Okonkwo gave the Titans a first-and-goal at the Houston seven-yard line in the closing minutes. Then, Ward connected with **WR Van Jefferson** for a four-yard touchdown to tie the game at 13-13 with 1:35 remaining.

The Titans were on the verge of getting the ball back, but the Texans converted a third-and-16 with a 17-yard completion from Mills to Collins to cross midfield. The Texans were able to burn the rest of the clock while setting up a 35-yard field goal by Wright on the final play of the game to drop the Titans to 1-9 on the season.

SCORING

	1	2	3	4	Final
Texans	**0**	**0**	**10**	**6**	**16**
Tennessee	**3**	**0**	**3**	**7**	**13**

TEAM	SCORING PLAY	TIME
Titans	J.Slye 56 yd. Field Goal	1-0:50
Titans	J.Slye 47 yd. Field Goal	3-10:45
Texans	N.Collins 3 yd. pass fomr D.Mills (M.Wright kick)	3-7:21
Texans	M.Wright 41 yd. Field Goal	3-1:32
Texans	M.Wright 43 yd. Field Goal	4-11:59
Titans	V.Jefferson 4 yd. pass form C.Ward	4-1:35
Texans	M.Wright 35 yd. Field Goal	0-0:00

Missed FGs: None
Attendance: 55,999
Time of Game: 3:04
Weather: 64°, Sunny, Wind N 8 mph
Referee: Shawn Hochuli

TEAM STATISTICS

	Texans	Titans
TOTAL FIRST DOWNS	20	14
THIRD DOWN EFFICIENCY	4-13-30.8%	6-15-40.0%
FOURTH DOWN EFFICIENCY	0-1-0%	0-0-0.0%
TOTAL NET YARDS	315	229
Plays - Avg.	68-4.6	57-4.0
NET YARDS RUSHING	75	58
Rushes - Avg.	23-3.3	17-3.4
NET YARDS PASSING	240	171
Sacks - Yards Lost	4-34	3-23
PASS ATT-COMP-INT	41-26-0	37-24-0
PUNTS - Avg.	5-41.6	6-50.8
Net Punting Average	37.4	44.5
PUNT RETURNS - Yards	5-38	2-1
KICKOFF RETURNS - Yards	2-51	2-49
INTERCEPTIONS - Yards	0-0	0-0
PENALTIES Number and Yards	5-53	9-62
FUMBLES Number and Lost	0-0	2-1
TOUCHDOWNS	1	1
EXTRA POINTS Made-Attempts	1-1	1-1
RED ZONE EFFICIENCY	1-3-33%	1-1-100%
GOAL TO GO EFFICIENCY	1-2-50%	1-1-100%
SAFETIES	0	0
GIVEAWAYS	0	1
TAKEAWAYS	1	0
TIME OF POSSESSION	31:03	28:57

TEXANS STARTERS

OFFENSE			DEFENSE		
WR	12	N.Collins	DE	55	D.Hunter
LT	79	A.Ersery	DT	98	T.Settle
LG	54	J.Patterson	DT	90	S.Rankins
C	60	J.Andrews	DE	51	W.Anderson
RG	71	T.Howard	LB	0	A.Al-Shaair
RT	77	T.Brown	LB	45	E.Speed
T	57	B.Fisher	CB	24	D.Stingley
WR	81	J.Higgins	CB	4	K.Lassiter
QB	10	D.Mills	CB	25	M.Bryant
FB	43	J.Johnson	S	2	C.Bullock
RB	27	W.Marks	S	30	J.Mills

TITANS STARTERS

OFFENSE			DEFENSE		
WR	5	E.Ayomanor	OLB	49	A.Key
LT	75	D.Moore	DT	98	J.Simmons
LG	77	P.Skoronski	NT	93	T.Sweat
C	79	L.Cushenberry	DE	69	S.Joseph
RG	70	K.Zeitler	OLB	53	J.Ward
RT	55	J.Latham	LB	33	C.Gray
WR	17	C.Dike	LB	50	C.Barton
TE	85	C.Okonkwo	CB	18	J.Armour-Davis
WR	0	C.Ridley	CB	39	D.Baker
QB	1	C.Ward	S	37	A.Hooker
RB	20	T.Pollard	S	23	K.Winston

TEXANS INDIVIDUAL STATISTICS

Rushing	Att	Yds	Avg	Lg	TD
W.Marks	18	44	2.4	12	0
N.Chubb	3	17	5.7	8	0
D.Mills	2	14	7.0	10	0
Total	**23**	**75**	**3.3**	**12**	**0**

Passing	Att	Cmp	Yds	TD	Lg	IN	Rt
D.Mills	41	26	274	1	23	0	90.9
Total	**41**	**26**	**274**	**1**	**23**	**0**	**90.9**

Receiving	No	Yds	Avg	Lg	TD
N.Collins	9	92	10.2	18	1
D.Schultz	6	51	8.5	13	0
J.Higgins	4	55	13.8	23	0
X.Hutchinson	3	42	14.0	22	0
J.Noel	1	12	12.0	12	0
D.Ogunbowale	1	9	9.0	9	0
W.Marks	1	7	7.0	7	0
C.Kirk	1	6	6.0	6	0
Total	**26**	**274**	**10.5**	**23**	**1**

Interceptions	No	Yds	Avg	Lg	TD
None					

Leading Tacklers (Press Box Totals)
M.Bryant 8-4-4; C.Bullock 6-3-3
Sacks: D.Hunter 1.5; W.Anderson 1; T.Togiai 0.5
FF: W.Anderson 1 **FR:** W.Anderson 1

TITANS INDIVIDUAL STATISTICS

Rushing	Att	Yds	Avg	Lg	TD
C.Ward	3	33	11.0	20	0
T.Pollard	10	22	2.2	7	0
T.Spears	4	3	0.8	1	0
Total	**17**	**58**	**3.4**	**20**	**0**

Passing	Att	Cmp	Yds	TD	Lg	IN	Rt
C.Ward	37	24	194	1	39	0	87.0
Total	**37**	**24**	**194**	**1**	**39**	**0**	**87.0**

Receiving	No	Yds	Avg	Lg	TD
T.Spears	5	31	6.2	15	0
G.Helm	4	29	7.3	11	0
C.Okonkwo	3	56	18.7	39	0
V.Jefferson	3	22	7.3	11	1
T.Pollard	3	4	1.3	9	0
C.Dike	2	14	7.0	9	0
E.Ayomanor	2	11	5.5	6	0
M.Kinsey	1	14	14.0	14	0
C.Ridley	1	13	13.0	13	0
Total	**24**	**194**	**8.1**	**39**	**1**

Interceptions	No	Yds	Avg	Lg	TD
None					

Leading Tacklers (Press Box Totals)
D.Baker 11-8-3; C.Gray 11-6-5
Sacks: A.Key 1.5; J.Simmons 1; C.Barton 1; J.Harrell 0.5
FF: None **FR:** None

TITANS-SEAHAWKS: GAME SUMMARY

Week 12: Titans 24, Seahawks 30
Sunday Nov. 23, 2025 • 12:00 p.m. CDT • Nissan Stadium

In Week 12 of the 2025 season, the Titans hosted the Seattle Seahawks and fell by a score of 30-24.

The Titans opened the game with a 15-play, 63-yard drive that took 9:09 off the clock and resulted in a 22-yard field goal by **K Joey Slye** to take an early 3-0 lead. **QB Cam Ward** connected with **TE Gunnar Helm** for a 10-yard gain on fourth-and-two to keep the drive alive but a sack on third down at the Seattle three-yard line forced the field goal.

The Seahawks answered with a field goal of their own, a 47-yarder from **K Jason Myers** to tie the game at 3-3 with 2:14 left in the first.

Early in the second quarter the Seahawks extended their lead when **QB Sam Darnold** found **WR Jaxon Smith-Njigba** for a 63-yard touchdown to make it 10-3.

A quick three-and-out by the Titans offense on the next possession gave the ball back to Seattle. The Seahawks drove down to the Titans two-yard line, but the defense was able to hold them off to a 30-yard field goal to make it 13-3 with 4:44 left in the first half.

After driving to the Seattle 40-yard line, the Titans were stuffed for no gain on fourth-and-one. Seattle took over and stretched their lead to 16-3 with another field goal by Myers this one from 36 yards as time expired in the first half.

The Seahawks opened the second half with a quick three-play, 76-yard scoring drive. Darnold found Smith-Njigba for 56 yards before connecting again on a 13-yard touchdown pass to make it 23-3 with 13:19 left in the third quarter.

The Titans defense forced a three-and-out on the next Seahawks possession and Seattle was forced to punt for the first time of the day. **WR Chimere Dike** fielded the 60-yard punt at the Tennessee 10-yard line and returned it 90 yards for the touchdown to bring life back to the Titans and Nissan Stadium. The 90-yard punt return tied the franchise record for the longest punt return set by Pacman Jones in 2006.

However, the Seahawks answered with a six-play, 74-yard scoring drive on their next possession, stretching the lead to 30-10 with a five-yard run by **RB Zach Charbonnet.**

The Titans didn't quit. Ward drove the team 73 yards on nine plays, completing passes of 26 yards to **TE Chig Okonkwo,** 12 yards to **WR James Proche II** and 15 yards to Helm before capping the drive himself with a six-yard run for the score. It was his first rushing touchdown of the season and made it 30-17 heading into the fourth quarter.

Then, the defense got a big play from **OLB Arden Key,** who sacked Darnold on a fourth-and-three play from the Tennessee 41-yard line with 13:17 left, and the Titans had life.

The Titans drove deep into Seattle territory but a penalty and sack stalled the drive giving the ball back to the Seahawks.

The Titans defense came up big again with a three-and-out giving the ball back to the offense with 5:08 left in the game. The Titans strung together a 15-play, 62-yard drive capped off with a one-yard touchdown pass from Ward to Dike to make it 30-24 with 43 seconds left.

But the hope for a comeback win ended on the failed onside kick and the Titans fell to 1-10 on the season.

SCORING

	1	2	3	4	Final
Seattle	**3**	**13**	**14**	**0**	**30**
Tennessee	**3**	**0**	**14**	**7**	**24**

TEAM	SCORING PLAY	TIME
Titans	J.Slye 22 yd. Field Goal	1-5:51
Seahawks	J.Myers 47 yd. Field Goal	1-2:14
Seahawks	J.Smith-Njigba 63 yd. pass from S.Darnold (J.Myers kick)	2-11:02
Seahawks	J.Myers 30 yd. Field Goal	2-4:44
Seahawks	J.Myers 36 yd. Field Goal	2-0:00
Seahawks	J.Smith-Njigba 13 yd. pass from S.Darnold (J.Myers kick)	3-13:19
Titans	C.Dike 90 yd. punt return (J.Slye kick)	3-10:22
Seahawks	Z.Charbonnet 5 yd. run (J.Myers kick)	3-6:40
Titans	C.Ward 6 yd. run (J.Slye kick)	3-1:18
Titans	C.Dike 1 yd. pass from C.Ward (J.Slye kick)	4-0:43

Missed FGs: None
Attendance: 60,487
Time of Game: 3:10
Weather: 55°, Sunny, Wind N 1 mph
Referee: Ronald Torbert

SEAHAWKS STARTERS

OFFENSE			DEFENSE		
WR	11	J.Smith-Njigba	DT	91	B.Murphy
WR	10	C.Kupp	DE	99	L.Williams
LT	67	C.Cross	LB	7	U.Nwosu
LG	76	G.Zabel	LB	0	D.Lawrence
C	55	O.Oluwatimit	LB	42	D.Thomas
RG	75	A.Bradford	LB	58	D.Hall
RT	72	A.Lucas	CB	29	J.Jobe
TE	88	A.Barner	CB	21	D.Witherspoon
WR	22	R.Shaheed	S	3	N .Emmanwori
QB	14	S.Darnold	S	8	C.Bryant
RB	9	K.Walker	S	39	T.Okada

TITANS STARTERS

OFFENSE			DEFENSE		
WR	11	V.Jefferson	OLB	49	A.Key
LT	75	D.Moore	DT	98	J.Simmons
LG	77	P.Skoronski	NT	93	T.Sweat
C	79	L.Cushenberry	OLB	53	J.Ward
RG	70	K.Zeitler	LB	33	C.Gray
RT	55	J.Latham	LB	50	C.Barton
TE	88	D.Martin	CB	35	S.Womack
TE	84	G.Helm	CB	26	M.Harris
WR	17	C.Dike	CB	39	D.Baker
QB	1	C.Ward	S	37	A.Hooker
RB	20	T.Pollard	S	23	K.Winston

TEAM STATISTICS

	Seahawks	Titans
TOTAL FIRST DOWNS	19	18
THIRD DOWN EFFICIENCY	2-7-28.6%	6-17-35.5%
FOURTH DOWN EFFICIENCY	0-1-0%	5-7-71.4%
TOTAL NET YARDS	353	296
Plays - Avg.	47-7.5	68-4.4
NET YARDS RUSHING	114	64
Rushes - Avg.	20-5.7	22-2.9
NET YARDS PASSING	239	232
Sacks - Yards Lost	1-5	4-24
PASS ATT-COMP-INT	26-16-0	42-28-0
PUNTS - Avg.	2-53.0	3-45.0
Net Punting Average	8.0	31.7
PUNT RETURNS - Yards	3-40	1-90
KICKOFF RETURNS - Yards	3-56	6-130
INTERCEPTIONS - Yards	0-0	0-0
PENALTIES Number and Yards	11-69	10-63
FUMBLES Number and Lost	0-0	0-0
TOUCHDOWNS	3	3
EXTRA POINTS Made-Attempts	3-3	3-3
RED ZONE EFFICIENCY	2-4-50%	2-3-67%
GOAL TO GO EFFICIENCY	1-2-50%	2-3-67%
SAFETIES	0	0
GIVEAWAYS	0	0
TAKEAWAYS	0	0
TIME OF POSSESSION	22:35	37:25

SEAHAWKS INDIVIDUAL STATISTICS

Rushing	Att	Yds	Avg	Lg	TD
K.Walker	11	71	6.5	19	0
Z.Charbonnet	6	35	5.8	13	1
R.Shaheed	1	5	5.0	5	0
J.Smith-Njigba	1	4	4.0	4	0
S.Darnold	1	-1	-1.0	-1	0
Total	**20**	**114**	**5.7**	**19**	**1**

Passing	Att	Cmp	Yds	TD	Lg	IN	Rt
S.Darnold	26	16	244	2	63	0	118.1
Total	**26**	**16**	**244**	**2**	**63**	**0**	**118.1**

Receiving	No	Yds	Avg	Lg	TD
J.Smith-Njigba	8	167	20.9	63	2
K.Walker	3	30	10.0	29	0
C.Kupp	2	24	12.0	12	0
A.Barner	2	18	9.0	13	0
E.Arroyo	1	5	5.0	5	0
Total	**16**	**244**	**15.3**	**63**	**2**

Interceptions	No	Yds	Avg	Lg	TD
None					

Leading Tacklers (Press Box Totals)
D.Thomas 10-6-4; N.Emmanwori 8-6-2
Sacks: D.Hall 1; B.Murphy 1; P.O'Connell 1; L.Williams 1
FF: None **FR:** None

TITANS INDIVIDUAL STATISTICS

Rushing	Att	Yds	Avg	Lg	TD
C.Ward	6	37	6.2	14	1
T.Pollard	11	20	1.8	5	0
T.Spears	3	4	1.3	3	0
J.Chestnut	2	3	1.5	3	0
Total	**22**	**64**	**2.9**	**14**	**1**

Passing	Att	Cmp	Yds	TD	Lg	IN	Rt
C.Ward	42	28	256	1	26	0	91.0
Total	**42**	**28**	**256**	**1**	**26**	**0**	**91.0**

Receiving	No	Yds	Avg	Lg	TD
G.Helm	6	51	8.5	15	0
C.Dike	5	44	8.8	25	1
T.Spears	4	21	5.3	12	0
T.Pollard	4	21	5.3	10	0
J.Proche	3	42	14.0	23	0
C.Okonkwo	3	40	13.3	14	0
X.Restrepo	2	26	13.0	14	0
V.Jefferson	1	11	11.0	11	0
Total	**28**	**256**	**9.1**	**26**	**1**

Interceptions	No	Yds	Avg	Lg	TD
None					

Leading Tacklers (Press Box Totals)
K.Winston 10-6-4; C.Gray 7-6-1
Sacks: A.Key 1
FF: None **FR:** None

TITANS-JAGUARS: GAME SUMMARY

Week 13: Titans 3, Jaguars 25
Sunday Nov. 30, 2025 • 12:00 p.m. CDT • Nissan Stadium

In Week 13 of the 2025 season, the Titans hosted division rival Jacksonville Jaguars and fell by a score of 25-3 to drop to 1-11 on the year.

The Titans got off to a good start. **S Kevin Winston Jr.** sacked **QB Trevor Lawrence** on the opening drive of the game to force the Jaguars to punt.

QB Cam Ward then drove the Titans down to the Jacksonville 10-yard line but a stalled drive led to a 28-yard field goal by **K Joey Slye** to give the Titans a 3-0 lead with 5:06 left in the first quarter. **RB Tony Pollard** contributed 36 yards on three carries throughout the drive.

The Jaguars answered with a seven-play, 84-yard drive that ended in a three-yard touchdown pass from Lawrence to **WR Jakobi Meyers** to give Jacksonville a 7-3 lead.

On the ensuing kickoff, **WR Chimere Dike** fumbled the return and **RB LeQuint Allen Jr.** recovered the ball at the Jacksonville 35-yard line. Jacksonville cashed in on the turnover with a 21-yard touchdown pass from Lawrence to **TE Brenton Strange**. An encroachment penalty on the extra point attempt allowed the Jaguars to attempt a two-point conversion which made it 15-3 one play into the second quarter.

The Titans were shut out for the rest of the half, including on a fourth-and-two attempt from the Jaguars 21-yard line to turn the ball over with 20 seconds left in the half. After coming up with a stop as time expired, **OLB Arden Key** was flagged for roughing the passer and **K Cam Little** cashed in for a 45-yard field goal on an untimed down to make it 18-3 heading into the break.

Jacksonville forced another three-and-out by the Tennessee offense to open the half and took over at their own 29-yard line. The Titans defense responded by a forcing a three-and-out of their own, but a roughing the punter penalty on **S Mike Brown** on fourth-and-20 gave Jacksonville a first down, and the Jaguars ended a 15-play drive with another score, this one a two-yard touchdown run by **RB Bhayshul Tuten** to make it 25-3 at the 6:45 mark of the third quarter.

Neither team scored again as the Titans offense failed to convert two fourth down attempts and lost a fumble in the final quarter.

SCORING

	1	2	3	4	Final
Jacksonville	**7**	**11**	**7**	**0**	**25**
Tennessee	**3**	**0**	**0**	**0**	**3**

TEAM	SCORING PLAY	TIME
Titans	J.Slye 28 yd. Field Goal	1-5:06
Jaguars	J.Meyers 3 yd. pass from T.Lawrence (C.Little kick)	1-1:04
Jaguars	B.Strange 21 yd. pass from T.Lawrence (T.Lawrence run)	2-14:54
Jaguars	C.LIttle 45 yd. Field Goal	2-0:00
Jaguars	B.Tuten 2 yd. run (C.Little kick)	3-6:45

Missed FGs: None
Attendance: 54,098
Time of Game: 3:08
Weather: 38°, Cloudy, Wind NW 7 mph
Referee: Brad Rogers

TEAM STATISTICS

	Jaguars	Titans
TOTAL FIRST DOWNS	20	11
THIRD DOWN EFFICIENCY	3-13-23.1%	2-12-16.7%
FOURTH DOWN EFFICIENCY	1-1-100.0%	1-4-25.0%
TOTAL NET YARDS	272	188
Plays - Avg.	57-4.8	55-3.4
NET YARDS RUSHING	70	67
Rushes - Avg.	27-2.6	14-4.8
NET YARDS PASSING	202	121
Sacks - Yards Lost	3-27	3-20
PASS ATT-COMP-INT	27-16-0	38-24-0
PUNTS - Avg.	7-44.7	5-46.4
Net Punting Average	33.9	39.6
PUNT RETURNS - Yards	1-14	5-76
KICKOFF RETURNS - Yards	2-58	3-76
INTERCEPTIONS - Yards	0-0	0-0
PENALTIES Number and Yards	13-98	10-86
FUMBLES Number and Lost	0-0	3-2
TOUCHDOWNS	3	0
EXTRA POINTS Made-Attempts	3-3	0-0
RED ZONE EFFICIENCY	2-2-100%	0-1-0%
GOAL TO GO EFFICIENCY	2-2-100%	0-0-0%
SAFETIES	0	0
GIVEAWAYS	0	2
TAKEAWAYS	2	0
TIME OF POSSESSION	31:26	28:34

JAGUARS STARTERS

OFFENSE			DEFENSE		
WR	3	J.Meyers	DE	41	J.Hines-Allen
WR	11	P.Washington	DT	94	M.Smith
TE	85	B.Strange	DT	52	D.Hamilton
LT	72	W.Little	DE	92	D.Striggow
LG	76	E.Cleveland	LB	0	D.Lloyd
C	73	R.Hainsey	LB	23	F.Oluokun
RG	70	C.Van Lanen	LB	47	D.Gardeck
RT	77	A.Harrison	CB	30	M.Brown
WR	7	B.Thomas	CB	6	G.Newsome
QB	16	T.Lawrence	S	42	A.Wingard
RB	1	T.Etienne	S	26	An.Johnson

TITANS STARTERS

OFFENSE			DEFENSE		
WR	5	E.Ayomanor	OLB	49	A.Key
TE	84	G.Helm	DT	98	J.Simmons
LT	75	D.Moore	NT	93	T.Sweat
LG	77	P.Skoronski	OLB	53	J.Ward
C	62	C.Levin	LB	33	C.Gray
RG	70	K.Zeitler	LB	50	C.Barton
RT	55	J.Latham	CB	26	M.Harris
TE	85	C.Okonkwo	CB	39	D.Baker
WR	11	V.Jefferson	S	37	A.Hooker
QB	1	C.Ward	S	23	K.Winston
RB	20	T.Pollard	S	25	X.Woods

JAGUARS INDIVIDUAL STATISTICS

Rushing	Att	Yds	Avg	Lg	TD
T.Etienne	12	28	2.3	6	0
T.Lawrence	3	25	8.3	14	0
B.Tuten	8	17	2.1	7	1
J.Meyers	1	3	3.0	3	0
N.Mullens	3	-3	-1.0	-1	0
Total	**27**	**70**	**2.6**	**14**	**1**

Passing	Att	Cmp	Yds	TD	Lg	IN	Rt
T.Lawrence	27	16	229	2	50	0	111.5
Total	**27**	**16**	**229**	**2**	**50**	**0**	**111.5**

Receiving	No	Yds	Avg	Lg	TD
J.Meyers	6	90	15.0	50	1
B.Strange	3	45	15.0	21	1
B.Thomas	2	28	14.0	17	0
P.Washington	1	26	26.0	26	0
Q.Morris	1	14	14.0	14	0
T.Etienne	1	13	13.0	13	0
T.Patrick	1	11	11.0	11	0
B.Tuten	1	2	2.0	2	0
Total	**16**	**229**	**14.3**	**50**	**2**

Interceptions	No	Yds	Avg	Lg	TD
None					

Leading Tacklers (Press Box Totals)
D.Lloyd 8-5-3; M.Brown 7-6-1
Sacks: J.Hines-Allen 2; Au.Johnson 1
FF: Au.Johnson 1; V.Miller 1 **FR:** R.Lane 1

TITANS INDIVIDUAL STATISTICS

Rushing	Att	Yds	Avg	Lg	TD
T.Pollard	10	60	6.0	15	0
C.Ward	1	7	7.0	7	0
C.Dike	1	1	1.0	1	0
T.Spears	2	-1	-0.5	2	0
Total	**14**	**67**	**4.8**	**15**	**0**

Passing	Att	Cmp	Yds	TD	Lg	IN	Rt
C.Ward	38	24	141	0	16	0	70.2
Total	**38**	**24**	**141**	**0**	**16**	**0**	**70.2**

Receiving	No	Yds	Avg	Lg	TD
T.Spears	6	25	4.2	10	0
G.Helm	6	23	3.8	6	0
C.Okonkwo	4	29	7.3	16	0
V.Jefferson	3	20	6.7	12	0
X.Restrepo	1	15	15.0	15	0
J.Proche	1	13	13.0	13	0
C.Dike	1	8	8.0	8	0
E.Ayomanor	1	5	5.0	5	0
T.Pollard	1	3	3.0	3	0
Total	**24**	**141**	**5.9**	**16**	**0**

Interceptions	No	Yds	Avg	Lg	TD
None					

Leading Tacklers (Press Box Totals)
C.Gray 9-7-2; K.Winston 8-5-3
Sacks: J.Simmons 1; J.Ward 1; K.Winston 1
FF: None **FR:** None

TITANS-BROWNS: GAME SUMMARY

Week 14: Titans 31, Browns 29
Sunday Dec. 7, 2025 • 1:00 p.m. EST • Huntington Bank Field

In Week 14 of the 2025 season, the Titans traveled to Cleveland and took home a 31-29 victory.

The Titans got off to a fast start, scoring their first opening drive touchdown of the year. **WR Chimere Dike** opened the game with a 41-yard kickoff return. **QB Cam Ward** converted two third downs, the first to **RB Tyjae Spears** for a 24-yard gain and the next to **TE Chig Okonkwo** for nine yards to keep the drive alive. Ward then found **WR Elic Ayomanor** on a 14-yard touchdown pass to give the Titans an early 7-0 lead.

After a three-and-out stop by the Titans defense, Tennessee was on the verge of extending its lead, but Ward was intercepted by **LB Devin Bush** at the Cleveland 18-yard line, and after a 44-yard return, the Browns cashed that in for a 38-yard field goal by **K Andre Szmyt** to make it 7-3 with 1:42 left in the first quarter.

The Titans responded immediately with an explosive 65-yard touchdown run by **RB Tony Pollard**, which made it 14-3. Pollard finished the day with a career-best 161 rushing yards

Barely two minutes later, the Browns cut the lead to 14-10 on a one-yard touchdown pass from **QB Shedeur Sanders** to **TE David Njoku**. It came after a 58-yard completion from Sanders to **RB Quinshon Judkins.**

Later in the second quarter, the Browns took their first lead of the game on a 60-yard touchdown pass from Sanders to **WR Jerry Jeudy** with 2:47 left in the first half.

Both teams punted multiple times in the third quarter before **S Xavier Woods** intercepted a Sanders pass and returned it 35 yards to the Cleveland 38-yard line with 1:41 left in the quarter.

Two plays later, Pollard busted loose again, this time on a 32-yard touchdown run to give the Titans a 21-17 lead with 51 seconds left in the third quarter.

Later in the fourth quarter after a Titans punt, **CB Marcus Harris** forced a fumble from **RB Dylan Sampson** and **LB Cedric Gray** scooped it up and returned it to the Cleveland eight-yard line. Ward found Dike in the end zone three plays later to give the Titans a 28-17 lead.

The Browns were forced to punt on their next offensive possession and **LB James Williams Sr.** blocked the punt - the first Titans blocked punt since their 2012 season. **S Mike Brown** recovered at the Browns 36-yard line.

The Titans cashed that in for a 41-yard field goal by **K Joey Slye** to make it 31-17 with 6:17 remaining in the game.

The Browns cut the lead to 31-23 on a seven-yard scramble by Sanders which capped a five-play, 66-yard drive. However their two-point conversion failed to make it 31-23.

After a three-and-out by the Titans offense, the Browns went 80 yards on seven plays and scored on a seven-yard touchdown pass from Sanders to **TE Harold Fannin** to make it 31-29. But once again, the Titans defense stopped the two-point conversion attempt.

Dike recovered the onside kick and the Titans took home their first victory since October to improve to 2-11 on the season.

SCORING

	1	2	3	4	Final
Tennessee	**14**	**0**	**7**	**10**	**31**
Cleveland	**3**	**14**	**0**	**12**	**29**

TEAM	SCORING PLAY	TIME
Titans	E.Ayomanor 14 yd. pass from C.Ward (J.Slye kick)	1-9:52
Browns	A.Szmyt 38 yd. Field Goal	1-1:42
Titans	T.Pollard 65 yd. run (J.Slye kick)	1-1:29
Browns	D.Njoku 1 yd. pass from S.Sanders (A.Szmyt kick)	2-14:24
Browns	J.Jeudy 60 yd. pass from S.Sanders (A.Szmyt kick)	2-2:47
Titans	T.Pollard 32 yd. run (J.Slye kick)	3-0:51
Titans	C.Dike 5 yd. pass from C.Ward (J.Slye kick)	4-9:29
Titans	J.Slye 41 yd. Field Goal	4-6:17
Browns	S.Sanders 7 yd. run (run failed)	4-4:27
Browns	H.Fannin 7 yd. pass from S.Sanders (pass failed)	4-1:03

Missed FGs: None
Attendance: 62,982
Time of Game: 3:30
Weather: 33°, Cloud, Wind W 6 mph
Referee: Carl Cheffers

TEAM STATISTICS

	Titans	Browns
TOTAL FIRST DOWNS	13	22
THIRD DOWN EFFICIENCY	6-17-35.3%	6-14-42.9%
FOURTH DOWN EFFICIENCY	0-0-0.0%	0-0-0.0%
TOTAL NET YARDS	292	412
Plays - Avg.	64-4.6	64-6.4
NET YARDS RUSHING	184	61
Rushes - Avg.	35-5.3	20-3.1
NET YARDS PASSING	108	351
Sacks - Yards Lost	1-9	2-13
PASS ATT-COMP-INT	28-14-1	42-23-1
PUNTS - Avg.	8-47.9	7-31.7
Net Punting Average	40.9	32.0
PUNT RETURNS - Yards	1--2	4-16
KICKOFF RETURNS - Yards	1-41	5-113
INTERCEPTIONS - Yards	1-35	1-44
PENALTIES Number and Yards	11-85	7-50
FUMBLES Number and Lost	0-0	2-1
TOUCHDOWNS	4	4
EXTRA POINTS Made-Attempts	4-4	2-4
RED ZONE EFFICIENCY	2-2-100%	3-3-100%
GOAL TO GO EFFICIENCY	1-1-100%	3-3-100%
SAFETIES	0	0
GIVEAWAYS	1	2
TAKEAWAYS	2	1
TIME OF POSSESSION	31:56	28:04

TITANS STARTERS

OFFENSE			DEFENSE		
WR	5	E.Ayomanor	OLB	49	A.Key
TE	84	G.Helm	DT	98	J.Simmons
LT	75	D.Moore	NT	93	T.Sweat
LG	77	P.Skoronski	OLB	53	J.Ward
C	62	C.Levin	ILB	33	C.Gray
RG	70	K.Zeitler	ILB	50	C.Barton
RT	55	J.Latham	CB	26	M.Harris
TE	88	D.Martin	CB	39	D.Baker
WR	11	V.Jefferson	S	37	A.Hooker
QB	1	C.Ward	S	23	K.Winston
RB	20	T.Pollard	S	25	X.Woods

BROWNS STARTERS

OFFENSE			DEFENSE		
WR	83	M.Corley	DE	95	M.Garrett
TE	85	D.Njoku	DT	94	M.Graham
LT	68	C.Robinson	DT	93	S.Harris
LG	75	J.Bitonio	DT	92	S.Kamara
C	55	E.Pocic	DE	91	A.Wright
RG	74	T.Jenkins	LB	49	C.Schwesinger
RT	72	K.Leveston	LB	30	D.Bush
WR	19	C.Tillman	CB	7	T.Campbell
WR	3	J.Jeudy	CB	21	D.Ward
QB	12	S.Sanders	S	33	R.Hickman
RB	10	Q.Judkins	S	9	G.Delpit

TITANS INDIVIDUAL STATISTICS

Rushing	Att	Yds	Avg	Lg	TD
T.Pollard	25	161	6.4	65	2
T.Spears	8	19	2.4	8	0
C.Ward	2	4	2.0	2	0
Total	**35**	**184**	**5.3**	**65**	**2**

Passing	Att	Cmp	Yds	TD	Lg	IN	Rt
C.Ward	28	14	117	2	24	1	70.1
Total	**28**	**14**	**117**	**2**	**24**	**1**	**70.1**

Receiving	No	Yds	Avg	Lg	TD
C.Dike	5	24	4.8	19	1
T.Spears	2	28	14.0	24	0
C.Okonkwo	2	20	10.0	11	0
V.Jefferson	2	17	8.5	11	0
E.Ayomanor	1	14	14.0	14	1
G.Helm	1	8	8.0	8	0
D.Martin-Robinson	1	6	6.0	6	0
Total	**14**	**117**	**8.4**	**24**	**2**

Interceptions	No	Yds	Avg	Lg	TD
X.Woods	1	35	35.0	35	0
Total	**1**	**35**	**35.0**	**35**	**0**

Leading Tacklers (Press Box Totals)
C.Gray 10-7-3; J.Simmons 7-2-5
Sacks: J.Simmons 1.5; J.Harrell 0.5
FF: M.Harris 1 **FR:** C.Gray 1

BROWNS INDIVIDUAL STATISTICS

Rushing	Att	Yds	Avg	Lg	TD
S.Sanders	3	29	9.7	14	1
Q.Judkins	14	26	1.9	14	0
D.Sampson	2	4	2.0	4	0
M.Corley	1	2	2.0	2	0
Total	**20**	**61**	**3.1**	**14**	**1**

Passing	Att	Cmp	Yds	TD	Lg	IN	Rt
S.Sanders	42	23	364	3	60	1	97.7
Total	**42**	**23**	**364**	**3**	**60**	**1**	**97.7**

Receiving	No	Yds	Avg	Lg	TD
H.Fannin	8	114	14.3	35	1
D.Sampson	5	64	12.8	31	0
J.Jeudy	3	76	25.3	60	1
G.Larvadain	2	18	9.0	14	0
J.Ford	2	10	5.0	9	0
Q.Judkins	1	58	58.0	58	0
C.Tillman	1	23	23.0	23	0
D.Njoku	1	1	1.0	1	1
Total	**23**	**364**	**15.8**	**60**	**3**

Interceptions	No	Yds	Avg	Lg	TD
D.Bush	1	44	44.0	44	0
Total	**1**	**44**	**44.0**	**44**	**0**

Leading Tacklers (Press Box Totals)
C.Schwesinger 12-6-6; D.Bush 9-3-6
Sacks: M.Garrett 1
FF: None **FR:** None

TITANS-49ERS: GAME SUMMARY

Week 15: Titans 24, 49ers 37
Sunday Dec. 14, 2025 • 1:25 p.m. PST • Levi's Stadium



In Week 15 of the 2025 season, the Titans traveled to San Francisco and fell by a score of 37-24.

The 49ers jumped out to an early 7-0 lead after a 12-play, 70-yard touchdown drive capped off with a four-yard pass from **QB Brock Purdy** to **WR Jauan Jennings**.

The Titans drove to the 49ers five-yard line on the next possession, but were forced to settle for a 25-yard field goal by **K Joey Slye** to make it 7-3 with 1:22 left in the first quarter.

San Francisco responded with another 70-yard touchdown drive. **RB Christian McCaffrey** capped the seven-play drive with a one-yard touchdown run to extend their lead to 14-3.

The Titans responded with a long touchdown drive of their own. **QB Cam Ward** found **TE Gunnar Helm** for a 34-yard touchdown to make it 14-10. Helm's catch capped an eight-play, 68-yard drive that included a pair of first down completions to **TE Chig Okonkwo.**

A 33-yard field goal by **K Eddy Piniero** made it 17-10 with a minute left in the first half.

Ward then drove Tennessee to the San Francisco 32-yard line to set up for a 50-yard field goal as time expired, but Slye misfired on the attempt and the score remained 17-10 heading into the break.

49ers opened the second half with a four-play, 67-yard touchdown drive. Purdy found **WR Ricky Pearsall** for a 38-yard gain before connecting with Jennings for the 13-yard touchdown.

After a three-and-out by the Titans offense, the 49ers extended their lead on a 15-play, 95-yard drive capped on a one-yard touchdown pass from Purdy to **TE George Kittle** to make it 31-10 with 2:10 left in the third quarter.

DT Jeffery Simmons came up big to start the fourth quarter. Simmons knocked the ball out of Purdy's hand for a strip-sack that was recovered by **CB Kaiir Elam** at the 47-yard line. It marked Simmons' ninth sack on the season, setting a new career-high.

Ward then found **WR Van Jefferson** for a 41-yard completion to bring the Titans to the 49ers one-yard line. Simmons reported as eligible and lined up as a fullback on the next play. Simmons got behind the defense after Ward scrambled, and he caught a one-yard touchdown pass to make the score 31-17 with 14:16 left in the contest.

Another Piniero field goal, this one from 37 yards, made it 34-17 with 9:28 left.

On the next Titans drive, **RB Tony Pollard** and **RB Tyjae Spears** combined for 53 rushing yards including a six-yard touchdown run by Pollard to make it 34-24 with 5:37 left in the game. Pollard recorded 104 total rushing yards, marking the first back-to-back 100-yard rushing performance for the Titans since 2022 after he recorded 161 yards last week.

A 40-yard field goal by Pineiro with 1:14 left in the game accounted for the final margin.

SCORING

	1	2	3	4	Final
Tennessee	**3**	**7**	**0**	**14**	**24**
San Francisco	**7**	**10**	**14**	**6**	**37**

TEAM	SCORING PLAY	TIME
49ers	J.Jennings 4 yd. pass form B.Purdy (E.Pineiro kick)	1-7:48
Titans	J.Slye 25 yd. Field Goal	1-1:22
49ers	C.McCaffrey 1 yd. run (E.Pineiro kick)	2-13:03
Titans	G.Helm 34 yd. pass from C.Ward (J.Slye kick)	2-7:43
49ers	E.Pineiro 33 yd. Field Goal	2-0:56
49ers	J.Jennings 13 yd. pass from B.Purdy (E.Pineiro kick)	3-12:54
49ers	G.Kittle 1 yd. pass from B.Purdy (E.Pineiro kick)	3-2:10
Titans	J.Simmons 1 yd. pass from C.Ward (J.Slye kick)	4-14:16
49ers	E.Pineiro 37 yd. Field Goal	4-9:28
Titans	T.Pollard 6 yd. run (J.Slye kick)	4-5:33
49ers	E.Pineiro 40 yd. Field Goal	4-1:10

Missed FGs: J.Slye 50WR
Attendance: 71,042
Time of Game: 3:06
Weather: 54°, Cloudy, Wind DE 4 mph
Referee: Craig Wrolstad

TITANS STARTERS

OFFENSE			DEFENSE		
WR	11	V.Jefferson	OLB	49	A.Key
TE	85	C.Okonkwo	DT	98	J.Simmons
LT	72	O.Udoh	NT	93	T.Sweat
LG	77	P.Skoronski	DE	69	S.Joseph
C	79	L.Cushenberry	OLB	53	J.Ward
RG	70	K.Zeitler	ILB	33	C.Gray
RT	55	J.Latham	ILB	50	C.Barton
WR	13	J.Proche	CB	26	M.Harris
WR	5	E.Ayomanor	CB	39	D.Baker
QB	1	C.Ward	S	37	A.Hooker
RB	20	T.Pollard	S	23	K.Winston

49ERS STARTERS

OFFENSE			DEFENSE		
WR	15	J.Jennings	DL	56	K.White
WR	1	R.Pearsall	DL	95	A.Collins
LT	71	T.Williams	DL	93	K.Davis
LG	74	S.Burford	DL	47	B.Huff
C	64	J.Brendel	LB	59	C.Robinson
RG	77	D.Puni	WILL	53	D.Winters
RT	68	C.McKivitz	CB	20	U.Stout
TE	85	G.Kittle	LCB	0	R.Green
QB	13	B.Purdy	RCB	2	D.Lenoir
FB	44	K.Juszczyk	S	27	J.Brown
RB	23	C.McCaffrey	S	6	M.Mustapha

TEAM STATISTICS

	Titans	49ers
TOTAL FIRST DOWNS	18	28
THIRD DOWN EFFICIENCY	3-9-33.3%	9-15-60.0%
FOURTH DOWN EFFICIENCY	2-2-100.0%	1-1-100.0%
TOTAL NET YARDS	306	430
Plays - Avg.	49-6.2	70-6.1
NET YARDS RUSHING	136	138
Rushes - Avg.	20-6.8	38-3.6
NET YARDS PASSING	170	292
Sacks - Yards Lost	0-0	2-3
PASS ATT-COMP-INT	29-18-0	30-23-0
PUNTS - Avg.	3-45.3	0-0.0
Net Punting Average	39.3	0.0
PUNT RETURNS - Yards	0-0	1-18
KICKOFF RETURNS - Yards	4-90	2-53
INTERCEPTIONS - Yards	0-0	0-0
PENALTIES Number and Yards	7-57	6-30
FUMBLES Number and Lost	0-0	1-1
TOUCHDOWNS	3	4
EXTRA POINTS Made-Attempts	3-3	4-4
RED ZONE EFFICIENCY	2-3-67%	4-6-67%
GOAL TO GO EFFICIENCY	2-3-67%	3-3-100%
SAFETIES	0	0
GIVEAWAYS	0	1
TAKEAWAYS	1	0
TIME OF POSSESSION	22:55	37:05

TITANS INDIVIDUAL STATISTICS

Rushing	Att	Yds	Avg	Lg	TD
T.Pollard	14	104	7.4	22	1
T.Spears	3	34	11.3	20	0
K.Mullings	1	3	3.0	3	0
C.Ward	1	2	2.0	2	0
C.Dike	1	-7	-7.0	-7	0
Total	**20**	**136**	**6.8**	**22**	**1**

Passing	Att	Cmp	Yds	TD	Lg	IN	Rt
C.Ward	29	18	170	2	43	0	101.2
Total	**29**	**18**	**170**	**2**	**43**	**0**	**101.2**

Receiving	No	Yds	Avg	Lg	TD
G.Helm	4	49	12.3	34	1
C.Okonkwo	4	33	8.3	17	0
C.Dike	4	17	4.3	8	0
T.Spears	2	2	1.0	2	0
V.Jefferson	1	43	43.0	43	0
E.Ayomanor	1	17	17.0	17	0
T.Pollard	1	8	8.0	8	0
J.Simmons	1	1	1.0	1	1
Total	**18**	**170**	**9.4**	**43**	**2**

Interceptions	No	Yds	Avg	Lg	TD
None					

Leading Tacklers (Press Box Totals)
C.Gray 16-7-9; K.Brooks 8-3-5
Sacks: J.Harrell 1; J.Simmons 1
FF: J.Simmons 1 **FR:** K.Elam 1

49ERS INDIVIDUAL STATISTICS

Rushing	Att	Yds	Avg	Lg	TD
C.McCaffrey	22	73	3.3	9	1
B.Purdy	7	44	6.3	26	0
B.Robinson	9	21	2.3	6	0
Total	**38**	**138**	**3.6**	**26**	**1**

Passing	Att	Cmp	Yds	TD	Lg	IN	Rt
B.Purdy	30	23	295	3	38	0	140.3
Total	**30**	**23**	**295**	**3**	**38**	**0**	**140.3**

Receiving	No	Yds	Avg	Lg	TD
G.Kittle	8	88	11.0	24	1
R.Pearsall	6	96	16.0	38	0
J.Jennings	3	37	12.3	20	2
D.Robinson	2	36	18.0	30	0
K.Bourne	2	17	8.5	11	0
C.McCaffrey	1	14	14.0	14	0
K.Juszczyk	1	7	7.0	7	0
Total	**23**	**295**	**12.8**	**38**	**3**

Interceptions	No	Yds	Avg	Lg	TD
None					

Leading Tacklers (Press Box Totals)
M.Mustapha 10-6-4; C.Robinson 7-3-4
Sacks: None
FF: None **FR:** None

TENNESSEE TITANS

MISCELLANEOUS STATISTICS

TENNESSEE TITANS RECORD WHEN …

	2025		2024		2023		2022		2021		2020		2019		2018		2017		2016		10-YR. TOTAL		
	W	L	W	L	W	L	W	L	W	L	W	L	W	L	W	L	W	L	W	L	W	L	Pct.
Overall Record	2	12	3	14	6	11	7	10	12	5	11	5	9	7	9	7	9	7	9	7	**77**	**85**	**0.475**
Home	0	7	1	7	5	3	3	5	7	2	5	3	4	4	6	2	6	2	5	3	**42**	**38**	**0.525**
Away	2	5	2	7	1	7	4	5	5	3	6	2	5	3	3	4	3	5	4	4	**35**	**45**	**0.438**
Neutral	0	0	0	0	0	1	0	0	0	0	0	0	0	0	0	1	0	0	0	0	**0**	**2**	**0.000**
By Month																							
September	0	4	1	3	1	2	1	2	2	1	3	0	2	2	3	1	2	1	1	2	**16**	**18**	**0.471**
October	1	3	0	3	2	2	4	0	4	1	2	1	2	2	0	3	2	2	3	2	**20**	**19**	**0.513**
November	0	4	2	2	1	3	2	2	2	2	3	2	2	1	2	2	3	1	2	2	**19**	**21**	**0.475**
December	1	1	0	5	1	4	0	5	2	1	2	2	3	2	4	1	2	3	2	1	**17**	**25**	**0.405**
January	0	0	0	1	1	0	0	1	2	0	1	0	0	0	0	0	0	0	1	0	**5**	**2**	**0.714**
vs. AFC	1	9	3	9	4	8	5	7	8	4	8	4	7	5	5	7	8	4	6	6	**55**	**63**	**0.466**
South	0	5	1	5	1	5	3	3	5	1	5	1	3	3	3	3	5	1	2	4	**28**	**31**	**0.475**
East	0	1	2	2	1	0	0	1	2	2	1	0	0	1	2	2	0	1	1	0	**9**	**10**	**0.474**
West	0	3	0	1	1	0	2	2	1	0	1	0	3	1	0	1	0	1	2	2	**10**	**11**	**0.476**
North	1	0	0	1	1	3	0	1	0	1	1	3	1	0	0	1	3	1	1	0	**8**	**11**	**0.421**
vs. NFC	1	3	0	5	2	3	2	3	4	1	3	1	2	2	4	0	1	3	3	1	**22**	**22**	**0.500**
South	0	0	0	0	2	2	0	0	1	0	0	0	2	2	0	0	0	0	0	0	**5**	**4**	**0.556**
East	0	0	0	1	0	0	1	3	0	0	0	0	0	0	4	0	0	0	0	0	**5**	**4**	**0.556**
North	0	0	0	4	0	0	1	0	0	0	3	1	0	0	0	0	0	0	3	1	**7**	**6**	**0.538**
West	1	3	0	0	0	1	0	0	3	1	0	0	0	0	0	0	1	3	0	0	**5**	**8**	**0.385**
Playing Conditions																							
On grass	2	3	1	3	1	4	5	8	8	3	8	4	6	7	7	4	8	6	8	5	**54**	**47**	**0.535**
On synthetic grass	0	9	2	11	5	7	2	2	4	2	3	1	3	0	2	3	1	1	1	2	**23**	**38**	**0.377**
Outdoors	1	9	2	12	6	9	6	10	11	5	9	5	7	7	9	5	9	6	8	5	**68**	**73**	**0.482**
Indoors	1	3	1	2	0	2	1	0	1	0	2	0	2	0	0	2	0	1	1	2	**9**	**12**	**0.429**
Day	2	12	2	14	5	10	6	6	9	5	9	3	9	6	7	5	8	6	8	7	**65**	**74**	**0.468**
Night	0	0	1	0	1	1	1	4	3	0	2	2	0	1	2	2	1	1	1	0	**12**	**11**	**0.522**
Temp. 85 or higher	0	0	1	1	0	1	0	0	0	0	0	0	0	1	1	1	1	1	1	1	**4**	**6**	**0.400**
Temp. 32 or lower	0	0	0	0	0	0	1	1	0	0	0	1	0	0	0	0	1	0	1	0	**3**	**2**	**0.600**
In white jerseys	2	5	2	7	2	6	3	5	4	3	7	1	4	5	5	4	2	4	3	6	**34**	**46**	**0.425**
In navy jerseys	0	0	1	4	3	4	2	4	5	2	3	2	3	1	3	2	6	1	4	1	**30**	**21**	**0.588**
In light blue jerseys	0	7	0	3	1	1	2	1	3	0	1	2	2	1	1	1	1	2	2	0	**13**	**18**	**0.419**
Following a win	0	2	0	3	0	5	5	2	8	3	6	4	4	4	6	3	5	3	3	5	**37**	**34**	**0.521**
Following a loss	2	9	3	10	6	5	2	7	4	1	4	1	4	3	3	3	4	3	6	1	**38**	**43**	**0.469**
Win coin toss	1	2	2	7	2	5	2	6	7	2	2	3	6	3	4	0	4	4	6	5	**36**	**37**	**0.493**
Lose coin toss	1	10	1	7	4	6	5	4	5	3	9	2	3	4	5	7	5	3	3	2	**41**	**48**	**0.461**
Titans score on 1st drive	2	5	1	4	2	7	3	3	2	1	7	1	3	0	5	3	5	1	3	2	**33**	**27**	**0.550**
Opp. scores on 1st drive	1	9	1	6	3	5	1	4	3	3	1	4	6	2	3	4	3	4	2	6	**24**	**47**	**0.338**
Titans score first	1	6	2	7	1	6	5	6	7	2	10	1	3	1	6	3	7	1	6	3	**48**	**36**	**0.571**
Opponent scores first	1	6	1	7	5	5	2	4	5	3	1	4	6	6	3	4	2	6	3	4	**29**	**49**	**0.372**
Lead after 1 quarter	1	3	2	7	3	4	5	3	6	2	7	1	2	1	7	2	5	0	6	1	**44**	**24**	**0.647**
Tied after 1 quarter	0	2	1	1	1	1	2	4	2	0	2	0	5	3	0	0	3	2	1	0	**17**	**13**	**0.567**
Trail after 1 quarter	1	7	0	6	2	6	0	3	4	3	2	4	2	3	2	5	1	5	2	6	**16**	**48**	**0.250**
Lead at half	0	2	3	4	5	5	6	3	8	2	8	1	5	1	4	0	6	1	7	1	**52**	**20**	**0.722**
Tied at half	0	0	0	1	0	0	0	2	0	0	1	0	3	0	2	0	1	1	0	0	**7**	**4**	**0.636**
Trail at half	2	10	0	9	1	6	1	5	4	3	2	4	1	6	3	7	2	5	2	6	**18**	**61**	**0.228**

	2025		2024		2023		2022		2021		2020		2019		2018		2017		2016		10-YR. TOTAL		
	W	L	W	L	W	L	W	L	W	L	W	L	W	L	W	L	W	L	W	L	W	L	Pct.
Lead after 3 quarters	1	0	1	3	6	3	7	4	8	1	8	0	5	1	6	0	6	1	7	0	**55**	**13**	**0.809**
Tied after 3 quarters	0	0	1	1	0	0	0	2	1	0	1	0	2	1	0	0	1	2	0	0	**6**	**6**	**0.500**
Trail after 3 quarters	1	12	1	10	0	8	0	4	3	4	2	5	2	5	3	7	2	4	2	7	**16**	**66**	**0.195**
Outcome 7 points or less	2	3	2	5	4	6	5	6	6	2	7	2	3	3	4	3	6	4	6	3	**45**	**37**	**0.549**
Outcome 3 points or less	2	1	1	1	2	4	1	3	6	1	4	1	2	2	3	2	2	1	4	0	**27**	**16**	**0.628**
In Overtime	0	0	1	0	1	2	0	1	2	1	2	0	0	0	1	0	1	0	0	0	**8**	**4**	**0.667**
Score 20 or more points	2	4	3	2	5	1	4	2	12	1	10	3	9	3	7	1	7	2	6	3	**65**	**22**	**0.747**
Allow 20 or fewer points	0	3	2	3	3	5	6	5	7	1	4	0	6	4	7	2	7	2	5	1	**47**	**26**	**0.644**
Outgain opponent	0	0	3	5	4	3	2	1	7	3	7	1	4	4	6	1	5	1	5	3	**43**	**22**	**0.662**
Even yardage	0	0	0	0	0	0	0	0	0	0	0	0	0	0	0	0	0	0	0	0	**0**	**0**	**0.000**
Out-rush opponent	1	0	3	6	4	3	6	8	9	4	9	2	8	3	5	1	8	1	8	4	**61**	**32**	**0.656**
Out-pass opponent	1	2	3	10	4	2	1	2	3	1	4	1	2	3	3	2	2	3	2	3	**25**	**29**	**0.463**
+ Turnover Margin	2	3	1	1	2	1	3	4	8	1	7	1	5	3	4	1	4	0	5	2	**41**	**17**	**0.707**
Even turnover margin	0	2	1	4	3	4	2	2	2	0	3	1	3	0	5	0	4	3	2	1	**25**	**17**	**0.595**
- Turnover margin	0	7	1	9	1	6	2	4	2	4	1	3	1	4	0	6	1	4	2	4	**11**	**51**	**0.177**
Titans 300+ yards	1	2	2	6	5	3	4	5	8	4	10	2	7	4	6	3	5	4	7	6	**55**	**39**	**0.585**
Titans –300 yards	1	10	1	8	1	8	3	5	4	1	1	3	2	3	3	4	4	3	2	1	**22**	**46**	**0.324**
Titans 30+ rushes	1	0	3	3	3	3	4	2	8	3	10	1	5	0	6	1	6	0	5	1	**51**	**14**	**0.785**
Titans –30 rushes	1	12	0	11	3	8	3	8	4	2	1	4	4	7	3	6	3	7	4	6	**26**	**71**	**0.268**
Time of poss. 30:00 +	1	4	3	7	3	5	4	3	9	4	7	0	1	2	6	2	6	1	7	4	**47**	**32**	**0.595**
Time of poss. – 30:00	1	8	0	7	3	6	3	7	3	1	4	5	8	5	3	5	3	6	2	3	**30**	**53**	**0.361**
Have 100-yard rusher	1	1	2	1	3	1	4	5	5	3	8	2	6	0	2	0	3	0	3	2	**37**	**15**	**0.712**
(D. Foreman)	-	-	-	-	-	-	-	-	1	2	0	0	-	-	-	-	-	-	-	-	**1**	**2**	**0.333**
(D. Henry)	-	-	-	-	3	1	4	5	4	1	8	2	6	0	2	0	2	0	0	0	**29**	**9**	**0.763**
(D. Hilliard)	-	-	-	-	-	-	0	0	0	1	-	-	-	-	-	-	-	-	-	-	**0**	**1**	**0.000**
(D. Murray	-	-	-	-	-	-	-	-	-	-	-	-	-	-	-	-	1	0	3	2	**4**	**2**	**0.667**
(T. Pollard)	1	1	2	1	-	-	-	-	-	-	-	-	-	-	-	-	-	-	-	-	**3**	**2**	**0.600**
Have 100-yard receiver	1	0	0	2	2	1	2	0	5	1	8	3	4	1	3	1	0	1	4	1	**29**	**11**	**0.725**
(A. Brown)	-	-	-	-	-	-	-	-	3	0	3	1	4	1	-	-	-	-	-	-	**10**	**2**	**0.833**
(T. Burks)	0	0	0	0	0	0	1	0	-	-	-	-	-	-	-	-	-	-	-	-	**1**	**0**	**1.000**
(C. Davis)	-	-	-	-	-	-	-	-	-	-	3	2	0	0	2	0	0	0	-	-	**5**	**2**	**0.714**
(A. Firkser)	-	-	-	-	-	-	-	-	0	0	1	0	0	0	0	0	-	-	-	-	**1**	**0**	**1.000**
(D. Hopkins)	0	0	0	0	2	1	-	-	-	-	-	-	-	-	-	-	-	-	-	-	**2**	**1**	**0.667**
(M. Johnson)	-	-	-	-	-	-	-	-	1	0	-	-	-	-	-	-	-	-	-	-	**1**	**0**	**1.000**
(J. Jones)	-	-	-	-	-	-	-	-	1	0	-	-	-	-	-	-	-	-	-	-	**1**	**0**	**1.000**
(R. Matthews)	-	-	-	-	-	-	-	-	-	-	-	-	-	-	0	0	0	1	2	1	**2**	**2**	**0.500**
(K. Raymond)	-	-	-	-	-	-	-	-	-	-	1	0	0	0	-	-	-	-	-	-	**1**	**0**	**1.000**
(C. Ridley)	1	0	0	1	-	-	-	-	-	-	-	-	-	-	-	-	-	-	-	-	**1**	**1**	**0.500**
(T. Sharpe)	-	-	-	-	-	-	-	-	-	-	-	-	0	0	0	1	0	0	0	0	**0**	**1**	**0.000**
(T. Taylor)	-	-	-	-	-	-	-	-	-	-	-	-	-	-	1	0	0	0	-	-	**1**	**0**	**1.000**
(D. Walker)	-	-	-	-	-	-	-	-	-	-	-	-	0	0	0	0	0	0	1	0	**1**	**0**	**1.000**
(N. Westbrook-Ikhine)	0	0	0	1	0	0	1	0	0	1	0	0	-	-	-	-	-	-	-	-	**1**	**2**	**0.333**
(K. Wright)	-	-	-	-	-	-	-	-	-	-	-	-	-	-	-	-	-	-	1	0	**1**	**0**	**1.000**
Have 300-yard passer	0	0	0	0	1	0	1	0	1	1	2	1	2	2	1	1	1	1	0	1	**9**	**7**	**0.563**
(W. Levis)	0	0	0	0	1	0	-	-	-	-	-	-	-	-	-	-	-	-	-	-	**1**	**0**	**1.000**
(M. Mariota)	-	-	-	-	-	-	-	-	-	-	-	-	0	1	1	1	1	1	0	1	**2**	**4**	**0.333**
(R. Tannehill)	-	-	-	-	0	0	1	0	1	1	2	1	2	1	-	-	-	-	-	-	**6**	**3**	**0.667**
Oppon. 100-yard rusher	0	2	0	4	0	2	0	1	1	0	2	1	0	2	1	2	0	1	0	1	**4**	**16**	**0.200**
Oppon. 100-yard receiver	2	2	0	1	2	5	2	6	3	1	5	2	5	3	3	3	2	4	5	4	**29**	**31**	**0.483**
Oppon. 300-yard passer	1	0	0	1	1	2	3	5	4	1	4	2	5	0	2	1	2	2	5	2	**27**	**16**	**0.628**

2025 TENNESSEE TITANS SUPERLATIVES

TITANS

LONGEST RUN FROM SCRIMMAGE:	65t	by Tony Pollard at Cleveland, 12/7
LONGEST PASS COMPLETION:	47	by Cam Ward to Calvin Ridley at Arizona, 10/5
LONGEST PUNT RETURN:	90t	by Chimere Dike vs. Seattle, 11/23
LONGEST KICKOFF RETURN:	71	by Chimere Dike at Denver, 9/7
LONGEST INTERCEPTION RETURN:	35	by Xavier Woods at Cleveland, 12/7
LONGEST PUNT:	65	by Johnny Hekker at Denver, 9/7
LONGEST FIELD GOAL:	57	Twice, last by Joey Slye vs. Indianapolis, 9/21
MOST RUSHING ATTEMPTS:	25	by Tony Pollard at Cleveland, 12/7
MOST YARDS RUSHING:	161	by Tony Pollard at Cleveland, 12/7
MOST PASSES ATTEMPTED:	42	by Cam Ward vs. Seattle, 11/23
MOST YARDS PASSING:	265	by Cam Ward at Arizona, 10/5
MOST PASSES CAUGHT:	7	by Chimere Dike at Indianapolis, 10/26
MOST YARDS ON RECEPTIONS:	131	by Calvin Ridley at Arizona, 10/5
MOST TOUCHDOWN PASSES:	2	Twice, last by Cam Ward at San Francisco, 12/14
MOST INTERCEPTIONS THROWN:	1	Seven times, last by Cam Ward at Cleveland, 12/7
MOST RUSHING TOUCHDOWNS:	2	by Tony Pollard at Cleveland, 12/7
MOST TOUCHDOWN RECEPTIONS:	1	11 times, last by Jeffery Simmons at San Francisco, 12/14

OPPONENTS

LONGEST RUN FROM SCRIMMAGE:	80t	by Jonathan Taylor at Indianapolis, 10/26
LONGEST PASS COMPLETION:	63t	by Sam Darnold to Jaxon Smith-Njigba vs. Seattle, 11/23
LONGEST PUNT RETURN:	25	by Alex Bachman at Las Vegas, 10/12
LONGEST KICKOFF RETURN:	39	by Anthony Gould vs. Indianapolis, 9/21
LONGEST INTERCEPTION RETURN:	44	by Devin Bush at Cleveland, 12/7
LONGEST PUNT:	64	by Tommy Townsend at Houston, 9/28
LONGEST FIELD GOAL:	52	by Cameron Dicker vs. L.A. Chargers, 11/2
MOST RUSHING ATTEMPTS:	23	by Ashton Jeanty at Las Vegas, 10/12
MOST YARDS RUSHING:	153	by Jonathan Taylor at Indianapolis, 10/26
MOST PASSES ATTEMPTED:	42	by Shedeur Sanders at Cleveland, 12/7
MOST YARDS PASSING:	364	by Shedeur Sanders at Cleveland, 12/7
MOST PASSES CAUGHT:	9	by Nico Collins vs. Houston, 11/16
MOST YARDS ON RECEPTIONS:	167	by Jaxon Smith-Njigba vs. Seattle, 11/23
MOST TOUCHDOWN PASSES:	3	Three times, last by Brock Purdy at San Francisco, 12/14
MOST INTERCEPTIONS THROWN:	2	by Bo Nix at Denver, 9/7
MOST RUSHING TOUCHDOWNS:	3	by Jonathan Taylor vs. Indianapolis, 9/21
MOST TOUCHDOWN RECEPTIONS:	2	Twice, last by Jauan Jennings at San Francisco, 12/14

TITANS HIGHS AND LOWS

	HIGH		LOW	
POINTS:	31	at Cleveland, 12/7	0	at Houston, 9/28
FIRST DOWNS:	21	vs. Indianapolis, 9/21	7	at Denver, 9/7
NET RUSHING YARDS:	184	at Cleveland, 12/7	39	vs. New England, 10/19
NET PASSING YARDS:	249	at Arizona, 10/5	62	at Denver, 9/7
TOTAL OFFENSE:	341	at Indianapolis, 10/26	133	at Denver, 9/7
TOTAL PLAYS:	68	vs. Seattle, 11/23	44	vs. L.A. Chargers, 11/2
RUSHING ATTEMPTS:	35	at Cleveland, 12/7	12	vs. New England, 10/19
PASSING ATTEMPTS:	42	vs. Seattle, 11/23	21	vs. L.A. Chargers, 11/2
PASSES COMPLETED:	28	vs. Seattle, 11/23	10	at Houston, 9/28
PASSES HAD INT.:	1	Seven times, last at Cle., 12/7	0	Seven times, last at S.F., 12/14
FUMBLES LOST:	2	Three times, last vs. Jac., 11/30	0	Seven times, last at S.F., 12/14
NUMBER OF PENALTIES:	13	at Denver, 9/7	3	Twice, last at Indianapolis, 10/26
YARDS PENALIZED:	131	at Denver, 9/7	15	vs. New England, 10/19
TIME OF POSSESSION:	37:25	vs. Seattle, 11/23	21:39	at Houston, 9/28

OPPONENTS HIGHS AND LOWS

	HIGH		LOW	
POINTS:	41	vs. Indianapolis, 9/21	16	vs. Houston, 11/16
FIRST DOWNS:	28	at San Francisco, 12/14	16	Twice, last at Las Vegas, 10/12
NET RUSHING YARDS:	175	vs. New England, 10/19	61	at Cleveland, 12/7
NET PASSING YARDS:	351	at Cleveland, 12/7	158	at Las Vegas, 10/12
TOTAL OFFENSE:	439	vs. L.A. Rams, 9/14	226	at Las Vegas, 10/12
TOTAL PLAYS:	71	at Denver, 9/7	47	vs. Seattle, 11/23
RUSHING ATTEMPTS:	38	at San Francisco, 12/14	18	at Indianapolis, 10/26
PASSING ATTEMPTS:	42	at Cleveland, 12/7	23	at Las Vegas, 10/12
PASSES COMPLETED:	26	vs. Houston, 11/16	16	Twice, last vs. Jacksonville, 11/30
PASSES HAD INT.:	2	at Denver, 9/7	0	Nine times, last at San Francisco, 12/14
FUMBLES LOST:	3	at Arizona, 10/5	0	10 times, last vs. Jacksonville, 11/30
NUMBER OF PENALTIES:	13	vs. Jacksonville, 11/30	3	Twice, last vs. L.A. Chargers, 11/2
YARDS PENALIZED:	98	vs. Jacksonville, 11/30	20	vs. L.A. Chargers, 11/2
TIME OF POSSESSION:	38:21	at Houston, 9/28	22:35	vs. Seattle, 11/23

LONGEST 2025 SCORING DRIVES

Most Plays:	Titans	16	vs. Indianapolis, 9/21, 77 yards, 7:47, TD
	Opponent	15	vs. L.A. Chargers, 11/2, 99 yards, 9:03, TD
			vs. Jacksonville, 11/30, 71 yards, 6:36, TD
			at San Francisco, 12/14, 95 yards, 9:14, TD
Most Yards:	Titans	95	vs. Houston, 11/16, 11 plays, 3:22, TD
	Opponent	99	vs. L.A. Chargers, 11/2, 15 plays, 9:03, TD
Most Time:	Titans	9:09	vs. Seattle, 11/23, 15 plays, 63 yards, FG
	Opponent	9:14	at San Francisco, 12/14, 15 plays, 95 yards, TD

TURNOVER ANALYSIS

PLUS-MINUS TURNOVER RATIO

	Takeaways	Turnovers	Ratio
1st Half	4	7	-3
1st quarter	2	3	-1
2nd quarter	2	4	-2
2nd Half	9	10	-1
3rd quarter	3	1	+2
4th quarter	6	9	-3
Overtime	0	0	0
Totals	**13**	**17**	**-4**

GAME-BY-GAME TURNOVER RATIO

Date	Opponent	Takeaways	Turnovers	Ratio	Result
9/7	at Denver	4	2	+2	L
9/14	vs. L.A. Rams	1	1	0	L
9/21	vs. Indianapolis	0	1	-1	L
9/28	at Houston	0	1	-1	L
10/5	at Arizona	3	2	+1	W
10/12	at Las Vegas	1	3	-2	L
10/19	vs. New England	0	2	-2	L
10/26	at Indianapolis	0	1	-1	L
11/2	vs. L.A. Chargers	1	0	+1	L
11/16	vs. Houston	0	1	-1	L
11/23	vs. Seattle	0	0	0	L
11/30	vs. Jacksonville	0	2	-2	L
12/7	at Cleveland	2	1	+1	W
12/14	at San Francisco	1	0	+1	L

FUMBLES

Player	Fumbles	Lost
Cam Ward	9	6
Tony Pollard	3	3
Chimere Dike	2	1
TOTALS	**14**	**10**
OPPONENTS	10	7

BIG PLAYS (30 OR MORE YARDS FROM SCRIMMAGE)

TITANS BIG PLAYS

1. 33 -yard pass from Cam Ward to Elic Ayomanor at Houston, 9/28
2. 47 -yard pass from Cam Ward to Calvin Ridley at Arizona, 10/5
3. 38 -yard pass from Cam Ward to Calvin Ridley at Arizona, 10/5
4. 38 -yard touchdown pass from Cam Ward to Chimere Dike vs. New England, 10/19
5. 41 -yard run by Tyjae Spears at Indianapolis, 10/26
6. 39 -yard pass from Cam Ward to Chig Okonkwo vs. Houston, 11/16
7. 65 -yard touchdown run by Tony Pollard at Cleveland, 12/7
8. 32 -yard touchdown run by Tony Pollard at Cleveland, 12/7
9. 34 -yard touchdown pass from Cam Ward to Gunnar Helm at San Francisco, 12/14
10. 43 -yard pass from Cam Ward to Van Jefferson at San Francisco, 12/14

OPPONENTS BIG PLAYS

1. 50 -yard run by RJ Harvey at Denver, 9/7
2. 45 -yard touchdown run by Puka Nacua vs. L.A. Rams, 9/14
3. 33 -yard pass from Matthew Stafford to Davante Adams vs. L.A. Rams, 9/14
4. 40 -yard pass from Matthew Stafford to Jordan Whittington vs. L.A. Rams, 9/14
5. 46 -yard touchdown run by Jonathan Taylor vs. Indianapolis, 9/21
6. 37 -yard pass from C.J. Stroud to Nico Collins at Houston, 9/28
7. 43 -yard pass from Kyler Murray to Marvin Harrison Jr. at Arizona, 10/5
8. 71 -yard run Emari Demercado at Arizona, 10/5
9. 37 -yard pass from Geno Smith to Tre Tucker at Las Vegas, 10/12
10. 39 -yard touchdown pass from Drake Maye to Kayshon Boutte vs. New England, 10/19
11. 80 -yard touchdown run by Jonathan Taylor at Indianapolis, 10/26
12. 50 -yard pass from Daniel Jones to Alec Pierce at Indianapolis, 10/26
13. 34 -yard pass from Justin Herbert to Oronde Gadsden vs. L.A. Chargers, 11/2
14. 31 -yard pass from Justin Herbert to Keenan Allen vs. L.A. Chargers, 11/2
15. 63 -yard touchdown pass from Sam Darnold to Jaxon Smith-Njigba vs. Seattle, 11/23
16. 56 -yard pass from Sam Darnold to Jaxon Smith-Njigba vs. Seattle, 11/23
17. 50 -yard pass from Trevor Lawrence to Jakobi Meyers vs. Jacksonville, 11/30
18. 58 -yard pass from Shedeur Sanders to Quinshon Judkins at Cleveland, 12/7
19. 60 -yard touchdown pass from Shedeur Sanders to Jerry Jeudy at Cleveland, 12/7
20. 35 -yard pass from Shedeur Sanders to Harold Fannin Jr. at Cleveland, 12/7
21. 31 -yard pass from Shedeur Sanders to Dylan Sampson at Cleveland, 12/7
22. 30 -yard pass from Brock Purdy to Demarcus Robinson at San Francisco, 12/14
23. 38 -yard pass from Brock Purdy to Ricky Pearsall at San Francisco, 12/14

INACTIVE PLAYERS

Date	Opponent	Inactive Players
9/7	at Denver	Armour-Davis, Crenshaw-Dickson, Ravenell, Slater, Tuttle, Winston Jr., Womack III
9/14	vs. L.A. Rams	Armour-Davis, Latham, Mullings, Slater, Sweat, Winston Jr., Womack III
9/21	vs. Indianapolis	Brownlee, Latham, Oliver, Williams, Winston Jr., Womack III, Zeitler
9/28	at Houston	Latham, Ojukwu, Oliver, Slater, Winston Jr., Womack III
10/5	at Arizona	Banks, Hance, Latham, Ojukwu, Oliver, Proche II, Womack III
10/12	at Las Vegas	Crenshaw-Dickson, Hance, Harris, Key, Odukoya, Oliver, Slye
10/19	vs. New England	Crenshaw-Dickson, Hance, Key, Oliver, Ravenell, Ridley, Womack III
10/26	at Indianapolis	Crenshaw-Dickson, Hance, Key, Oliver, Ridley, Simmons
11/2	vs. L.A. Chargers	Crenshaw-Dickson, Key, Moss, Oliver, Ridley, Simmons, Woods
11/16	vs. Houston	Crenshaw-Dickson, Moss, Reed, Woods
11/23	vs. Seattle	Ayomanor, Brooks, Crenshaw-Dickson, Moss, Ravenell, Woods
11/30	vs. Jacksonville	Armour-Davis, Brooks, Cushenberry III, Kinsey, Moss, Reed, Tuttle
12/7	at Cleveland	Armour-Davis, Cushenberry III, Moss, Reed, Tuttle
12/14	at San Francisco	Armour-Davis, Moore Jr., Moss, Ojukwu, Reed, Tuttle

DRIVE ENGINEERING

TITANS

QB	Game	Drives Started	TD	FG	FGA	PNT	DWN	TRN	SAF	GM	HLF	Points Yield	Points/ Drive	Drive Eff.
			Drives Ended By . . .											
Ward	9/7 at DEN	14	0	4	4	8	0	2	0	0	0	12	0.9	28.6%
	9/14 LAR	11	1	4	4	5	0	1	0	0	0	19	1.7	45.5%
	9/21 IND	9	2	2	4	1	1	1	0	0	0	20	2.2	44.4%
	9/28 at HST	10	0	0	2	5	1	1	0	1	0	0	0.0	0.0%
	10/5 at ARI	13	1	3	3	5	1	2	0	0	1	15	1.2	30.8%
	10/12 at LV	10	1	1	1	5	0	3	0	0	0	10	1.0	20.0%
	10/19 NE	10	1	2	2	3	2	2	0	0	0	13	1.3	30.0%
	10/26 at IND	11	2	0	1	5	1	1	0	1	0	14	1.3	18.2%
	11/2 LAC	9	0	2	2	5	1	0	0	0	1	6	0.7	22.2%
	11/16 HST	10	1	2	2	6	0	1	0	0	0	13	1.3	30.0%
	11/23 SEA	8	2	1	1	3	2	0	0	0	0	17	2.1	37.5%
	11/30 JAX	11	0	1	1	5	3	2	0	0	0	3	0.3	9.1%
	12/7 at CLE	15	4	1	1	8	0	1	0	1	0	31	2.1	33.3%
	12/14 at SF	9	3	1	2	3	0	0	0	1	0	24	2.7	44.4%
	12/21 KC												-	-
	12/28 NO												-	-
	1/4 at JAX												-	-
	WARD TOTALS	**150**	**18**	**24**	**30**	**67**	**12**	**17**	**0**	**4**	**2**	**197**	**1.3**	**28.0%**

OPPONENTS

QB	Game	Drives Started	TD	FG	FGA	PNT	DWN	TRN	SAF	GM	HLF	Points Yield	Points/ Drive	Drive Eff.
			Drives Ended By . . .											
Nix	9/7 at DEN	14	2	2	2	3	2	3	0	1	1	20	1.4	28.6%
Stafford	9/14 LAR	11	4	2	2	3	0	1	0	1	0	33	3.0	54.5%
Jones/Richardson	9/21 IND	9	4	2	3	1	0	0	0	1	0	34	3.8	66.7%
Stroud	9/28 at HST	9	3	2	3	3	0	0	0	0	0	26	2.9	55.6%
Murray/Brissett	10/5 at ARI	12	3	0	0	7	0	2	0	0	0	21	1.8	25.0%
Smith	10/12 at LV	11	2	2	2	4	0	1	0	1	1	20	1.8	36.4%
Maye/Dobbs	10/19 NE	9	3	1	1	4	0	0	0	1	0	24	2.7	44.4%
Jones/Leonard	10/26 at IND	11	5	1	1	4	0	0	0	0	1	38	3.5	54.5%
Herbert	11/2 LAC	11	3	2	2	4	0	1	0	1	0	27	2.5	45.5%
Mills	11/16 HST	11	1	3	3	5	1	0	0	0	1	16	1.5	36.4%
Darnold	11/23 SEA	10	3	3	3	2	1	0	0	1	0	30	3.0	60.0%
Lawrence/Mullens	11/30 JAX	12	3	1	1	7	0	0	0	1	0	25	2.1	33.3%
Sanders	12/7 at CLE	15	4	1	1	7	0	2	0	0	1	29	1.9	33.3%
Purdy	12/14 at SF	8	4	3	3	0	0	1	0	0	0	37	4.6	87.5%
	12/21 KC												-	-
	12/28 NO												-	-
	1/4 at JAX												-	-
	OPPONENTS TOTALS	**153**	**44**	**25**	**27**	**54**	**4**	**11**	**0**	**8**	**5**	**380**	**2.5**	**45.1%**

THIRD DOWN EFFICIENCY

TITANS

		THIRD DOWN AND …																						
		1		2		3		4		5		6		7		8		9		10+		TOTAL		
Game		Made	Att.	Made	Att.	Made	Att.	Made	Att.	Made	Att.	Made	Att.	Made	Att.	Made	Att.	Made	Att.	Made	Att.	Made	Att.	PCT.
9/7 at	DEN	0	0	0	1	0	1	0	1	0	0	0	0	0	0	0	0	0	1	2	10	2	14	14.3
9/14	LAR	2	2	0	0	0	1	1	1	0	2	1	1	1	1	0	0	1	1	0	6	6	15	40.0
9/21	IND	1	1	2	3	1	1	0	0	1	1	0	0	0	0	0	2	0	1	0	5	5	14	35.7
9/28 at	HST	0	0	0	1	0	0	0	0	0	1	1	2	0	1	1	2	0	0	0	4	2	11	18.2
10/5 at	ARI	1	1	1	2	1	1	1	2	0	3	0	0	0	0	0	2	0	1	1	3	5	15	33.3
10/12 at	LV	2	4	0	0	0	1	0	0	0	0	0	1	0	1	0	0	0	1	1	5	3	13	23.1
10/19	NE	0	1	1	1	1	2	0	0	0	1	0	0	0	2	0	0	1	2	0	1	3	10	30.0
10/26 at	IND	0	0	1	2	2	4	0	1	0	0	2	4	0	0	0	1	0	0	1	3	6	15	40.0
11/2	LAC	0	1	0	1	0	1	0	0	0	0	0	0	1	1	0	2	0	0	0	3	1	9	11.1
11/16	HST	0	0	0	0	0	2	2	3	0	1	1	1	0	0	1	1	0	2	2	5	6	15	40.0
11/23	SEA	1	3	0	1	1	2	2	2	1	2	0	1	0	1	0	1	1	1	0	3	6	17	35.3
11/30	JAX	0	0	0	0	0	1	0	0	0	1	1	2	1	1	0	2	0	1	0	4	2	12	16.7
12/7 at	CLE	1	1	1	2	0	0	0	2	1	1	1	2	1	3	0	2	0	1	1	3	6	17	35.3
12/14 at	SF	1	1	0	0	1	2	1	2	0	0	0	1	0	1	0	1	0	0	0	1	3	9	33.3
12/21	KC																							
12/28	NO																							
1/4 at	JAX																							
TOTALS		**9**	**15**	**6**	**14**	**7**	**19**	**7**	**14**	**3**	**13**	**7**	**15**	**4**	**12**	**2**	**16**	**3**	**12**	**8**	**56**	**56**	**186**	**30.1**

	Made	Att.	Pct.
Titans third down and 1 - 4:	29	62	46.8
Titans third down and 5 - 9:	19	68	27.9
Titans third down and 10+ :	8	56	14.3

OPPONENTS

		THIRD DOWN AND …																						
		1		2		3		4		5		6		7		8		9		10+		TOTAL		
Game		Made	Att.	Made	Att.	Made	Att.	Made	Att.	Made	Att.	Made	Att.	Made	Att.	Made	Att.	Made	Att.	Made	Att.	Made	Att.	PCT.
9/7 at	DEN	2	2	1	3	0	1	0	0	0	1	1	1	1	1	1	2	0	1	0	3	6	15	40.0
9/14	LAR	1	1	1	2	1	4	0	0	1	3	0	0	0	0	0	0	1	1	0	1	5	12	41.7
9/21	IND	0	0	0	0	1	1	0	3	0	1	0	0	1	1	0	1	0	0	0	1	2	8	25.0
9/28 at	HST	2	5	0	0	1	1	1	1	0	0	0	0	0	1	0	1	1	2	1	4	6	15	40.0
10/5 at	ARI	1	3	1	1	3	3	1	1	0	0	0	1	0	0	1	2	0	2	0	3	7	16	43.8
10/12 at	LV	2	3	0	0	1	2	1	2	1	1	0	1	1	1	0	0	0	1	0	2	6	13	46.2
10/19	NE	0	0	0	0	3	3	0	1	1	1	0	1	0	1	1	3	0	0	0	2	5	12	41.7
10/26 at	IND	1	2	0	0	0	0	0	0	0	0	0	0	0	1	1	2	0	0	1	4	3	9	33.3
11/2	LAC	3	3	0	1	1	1	3	3	0	1	0	0	0	0	0	1	0	1	0	2	7	13	53.8
11/16	HST	1	1	0	0	0	0	0	1	0	3	0	0	1	2	1	1	0	0	1	5	4	13	30.8
11/23	SEA	0	0	0	1	0	1	0	1	0	0	1	1	0	0	0	0	1	1	0	2	2	7	28.6
11/30	JAX	0	0	0	0	1	1	0	0	0	2	0	0	0	1	1	2	0	0	1	7	3	13	23.1
12/7 at	CLE	2	2	1	1	0	1	1	1	1	1	0	1	0	1	0	1	0	0	1	5	6	14	42.9
12/14 at	SF	2	2	0	0	2	2	2	2	1	2	0	0	0	1	0	0	0	0	2	6	9	15	60.0
12/21	KC																							
12/28	NO																							
1/4 at	JAX																							
TOTALS		**17**	**24**	**4**	**9**	**14**	**21**	**9**	**16**	**5**	**16**	**2**	**6**	**4**	**11**	**6**	**16**	**3**	**9**	**7**	**47**	**71**	**175**	**40.6**

	Made	Att.	Pct.
Opponents third down and 1 - 4:	44	70	62.9
Opponents third down and 5 - 9:	20	58	34.5
Opponents third down and 10+ :	7	47	14.9

INSIDE THE 20 EFFICIENCY

Game	Results	Total Succ. / Att.	TD	FG	FGA	Int	Fum	Dwn	Gm	Hlf	Punt	Total Points	Scoring Eff.	TD Eff.
9/7 at DEN														
Titans:	3 3	2 / 2	0	2	2	0	0	0	0	0	0	6	100.0%	0.0%
Opponents:	3 3 7	3 / 3	1	2	2	0	0	0	0	0	0	13	100.0%	33.3%
9/14 LAR														
Titans:	7 3 3	3 / 3	1	2	2	0	0	0	0	0	0	13	100.0%	33.3%
Opponents:	3 3 7 7 6 Gm	5 / 6	3	2	2	0	0	0	1	0	0	26	83.3%	50.0%
9/21 IND														
Titans:	7 7	2 / 2	2	0	0	0	0	0	0	0	0	14	100.0%	100.0%
Opponents:	3 7 3 7	4 / 4	2	2	2	0	0	0	0	0	0	20	100.0%	50.0%
9/28 at HST														
Titans:		0 / 0	0	0	0	0	0	0	0	0	0	0	-	-
Opponents:	6 7	2 / 2	2	0	0	0	0	0	0	0	0	13	100.0%	100.0%
10/5 at ARI														
Titans:	6 3	2 / 2	1	1	1	0	0	0	0	0	0	9	100.0%	50.0%
Opponents:	7 7 7 Fum	3 / 4	3	0	0	0	1	0	0	0	0	21	75.0%	75.0%
10/12 at LV														
Titans:	3 7	2 / 2	1	1	1	0	0	0	0	0	0	10	100.0%	50.0%
Opponents:	3 7 7 3	4 / 4	2	2	2	0	0	0	0	0	0	20	100.0%	50.0%
10/19 NE														
Titans:		0 / 0	0	0	0	0	0	0	0	0	0	0	-	-
Opponents:	3 7 7	3 / 3	2	1	1	0	0	0	0	0	0	17	100.0%	66.7%
10/26 at IND														
Titans:	7 Int 7	2 / 3	2	0	0	1	0	0	0	0	0	14	66.7%	66.7%
Opponents:	3 7 7 7	4 / 4	3	1	1	0	0	0	0	0	0	24	100.0%	75.0%
11/2 LAC														
Titans:	Dwn 3	1 / 2	0	1	1	0	0	1	0	0	0	3	50.0%	0.0%
Opponents:	7 3 7 7	4 / 4	3	1	1	0	0	0	0	0	0	24	100.0%	75.0%
11/16 HST														
Titans:	7	1 / 1	1	0	0	0	0	0	0	0	0	7	100.0%	100.0%
Opponents:	Dwn 7 3	2 / 3	1	1	1	0	0	1	0	0	0	10	66.7%	33.3%
11/23 SEA														
Titans:	3 7 7	3 / 3	2	1	1	0	0	0	0	0	0	17	100.0%	66.7%
Opponents:	3 3 7 7	4 / 4	2	2	2	0	0	0	0	0	0	20	100.0%	50.0%
11/30 JAX														
Titans:	3	1 / 1	0	1	1	0	0	0	0	0	0	3	100.0%	0.0%
Opponents:	7 7	2 / 2	2	0	0	0	0	0	0	0	0	14	100.0%	100.0%
12/7 at CLE														
Titans:	7 7	2 / 2	2	0	0	0	0	0	0	0	0	14	100.0%	100.0%
Opponents:	7 6 6	3 / 3	3	0	0	0	0	0	0	0	0	19	100.0%	100.0%
12/14 at SF														
Titans:	3 7 7	3 / 3	2	1	1	0	0	0	0	0	0	17	100.0%	66.7%
Opponents:	7 7 3 7 7 3	6 / 6	4	2	2	0	0	0	0	0	0	34	100.0%	66.7%
12/21 KC														
Titans:		0 / 0	0	0	0	0	0	0	0	0	0	0	-	-
Opponents:		0 / 0	0	0	0	0	0	0	0	0	0	0	-	-
12/28 NO														
Titans:		0 / 0	0	0	0	0	0	0	0	0	0	0	-	-
Opponents:		0 / 0	0	0	0	0	0	0	0	0	0	0	-	-
1/4 at JAX														
Titans:		0 / 0	0	0	0	0	0	0	0	0	0	0	-	-
Opponents:		0 / 0	0	0	0	0	0	0	0	0	0	0	-	-
TOTALS														
Titans:		24 / 26	14	10	10	1	0	1	0	0	0	127	92.3%	53.8%
Opponents:		49 / 52	33	16	16	0	1	1	1	0	0	275	94.2%	63.5%

GOAL-TO-GO SITUATIONS

Game	Results	Total Succ. / Att.	TD	FG	FGA	Int	Fum	Dwn	Gm	Hlf	Punt	Total Points	Scoring Eff.	TD Eff.
9/7 at DEN														
Titans:	3	1 / 1	0	1	1	0	0	0	0	0	0	3	100.0%	0.0%
Opponents:		0 / 0	0	0	0	0	0	0	0	0	0	0	-	-
9/14 LAR														
Titans:	7	1 / 1	1	0	0	0	0	0	0	0	0	7	100.0%	100.0%
Opponents:	3 3 7 6 Gm	4 / 5	2	2	2	0	0	0	1	0	0	19	80.0%	40.0%
9/21 IND														
Titans:	7 7	2 / 2	2	0	0	0	0	0	0	0	0	14	100.0%	100.0%
Opponents:	7 7	2 / 2	2	0	0	0	0	0	0	0	0	14	100.0%	100.0%
9/28 at HST														
Titans:		0 / 0	0	0	0	0	0	0	0	0	0	0	-	-
Opponents:		0 / 0	0	0	0	0	0	0	0	0	0	0	-	-
10/5 at ARI														
Titans:	6 3	2 / 2	1	1	1	0	0	0	0	0	0	9	100.0%	50.0%
Opponents:	7 7	2 / 2	2	0	0	0	0	0	0	0	0	14	100.0%	100.0%
10/12 at LV														
Titans:	7	1 / 1	1	0	0	0	0	0	0	0	0	7	100.0%	100.0%
Opponents:	7 7	2 / 2	2	0	0	0	0	0	0	0	0	14	100.0%	100.0%
10/19 NE														
Titans:		0 / 0	0	0	0	0	0	0	0	0	0	0	-	-
Opponents:	7 7	2 / 2	2	0	0	0	0	0	0	0	0	14	100.0%	100.0%
10/26 at IND														
Titans:	7 Int	1 / 2	1	0	0	1	0	0	0	0	0	7	50.0%	50.0%
Opponents:		0 / 0	0	0	0	0	0	0	0	0	0	0	-	-
11/2 LAC														
Titans:	Dwn	0 / 1	0	0	0	0	0	1	0	0	0	0	0.0%	0.0%
Opponents:	7 7	2 / 2	2	0	0	0	0	0	0	0	0	14	100.0%	100.0%
11/16 HST														
Titans:	7	1 / 1	1	0	0	0	0	0	0	0	0	7	100.0%	100.0%
Opponents:	Dwn 7	1 / 2	1	0	0	0	0	1	0	0	0	7	50.0%	50.0%
11/23 SEA														
Titans:	3 7 7	3 / 3	2	1	1	0	0	0	0	0	0	17	100.0%	66.7%
Opponents:	3 7	2 / 2	1	1	1	0	0	0	0	0	0	10	100.0%	50.0%
11/30 JAX														
Titans:		0 / 0	0	0	0	0	0	0	0	0	0	0	-	-
Opponents:	7 7	2 / 2	2	0	0	0	0	0	0	0	0	14	100.0%	100.0%
12/7 at CLE														
Titans:	7	1 / 1	1	0	0	0	0	0	0	0	0	7	100.0%	100.0%
Opponents:	7 6 6	2 / 2	2	0	0	0	0	0	0	0	0	12	100.0%	100.0%
12/14 at SF														
Titans:	3 7 7	3 / 3	2	1	1	0	0	0	0	0	0	17	100.0%	66.7%
Opponents:	7 7 7	3 / 3	3	0	0	0	0	0	0	0	0	21	100.0%	100.0%
12/21 KC														
Titans:		0 / 0	0	0	0	0	0	0	0	0	0	0	-	-
Opponents:		0 / 0	0	0	0	0	0	0	0	0	0	0	-	-
12/28 NO														
Titans:		0 / 0	0	0	0	0	0	0	0	0	0	0	-	-
Opponents:		0 / 0	0	0	0	0	0	0	0	0	0	0	-	-
1/4 at JAX														
Titans:		0 / 0	0	0	0	0	0	0	0	0	0	0	-	-
Opponents:		0 / 0	0	0	0	0	0	0	0	0	0	0	-	-
TOTALS														
Titans:		16 / 18	12	4	4	1	0	1	0	0	0	95	88.9%	66.7%
Opponents:		24 / 26	21	3	3	0	0	1	1	0	0	153	92.3%	80.8%

TAKEAWAYS & GIVEAWAYS

TITANS TAKEAWAYS

Game	Qtr	Scrim.	Player	Turnover	Caused by	Takeaway	at	Ret. Yds.	Results	Pts.
9/7 at DEN	1	DEN 24	B. Nix	Interception		R. McCreary	TEN 46	0	Fumble	0
9/7 at DEN	2	DEN 48	B. Nix	Fumble	J. Simmons	S. Joseph-Day	DEN 38	0	Field Goal	3
9/7 at DEN	3	DEN 29	B. Nix	Interception		X. Woods	DEN 42	16	Field Goal	3
9/7 at DEN	4	TEN 34	M. Mims Jr.	Fumble		D. Mausi	DEN 24	0	Punt	0
9/14 vs. LAR	2	LAR 35	M. Stafford	Interception		C. Barton	LAR 46	0	Field Goal	3
10/5 at ARZ	3	TEN 20	K. Murray	Fumble		D. Jones	TEN 24	2	Punt	0
10/5 at ARZ	4	ARZ 28	E. Demercado	Fumble		Out of End Zone	TEN 1	0	Touchdown	6
10/5 at ARZ	4	ARZ 30	D. Taylor-Demerson	Fumble		T. Lockett	ARZ 0	0	Touchdown	7
10/12 at LV	4	TEN 24	G. Smith	Interception		C. Barton	TEN 19	1	Punt	0
11/2 vs. LAC	1	LAC 20	J. Herbert	Interception		C. Barton	LAC 24	24	Touchdown	7
12/7 at CLE	3	CLE 45	S. Sanders	Interception		X. Woods	TEN 27	35	Touchdown	7
12/7 at CLE	4	CLE 20	D. Sampson	Fumble	M. Harris	C. Gray	CLE 27	19	Touchdown	7
12/14 at SF	4	SF 44	B. Purdy	Fumble	J. Simmons	K. Elam	TEN 47	9	Touchdown	7

Takeaway Season Totals:

	Takeaways resulted in …										
No.	TD	FG	FG Att.	Punt	Downs	Int.	Fum.	Saf.	Game	Half	Pts.
13	6	3	3	3	0	0	1	0	0	0	50

TITANS GIVEAWAYS

Game	Qtr	Scrim.	Player	Turnover	Caused by	Takeaway	at	Ret. Yds.	Results	Pts.
9/7 at DEN	2	DEN 39	T. Pollard	Fumble	T. Hufanga	B. Jones	DEN 32	0	Punt	0
9/7 at DEN	4	TEN 36	C. Ward	Fumble	J. McMillian	J. Barron	TEN 34	0	Game	0
9/14 vs. LAR	4	TEN 29	C. Ward	Fumble	B. Young	N. Landman	TEN 21	0	Touchdown	7
9/21 vs. IND	1	TEN 36	C. Ward	Interception		K. Moore II	TEN 32	32	Touchdown	7
9/28 at HST	4	TEN 46	C. Ward	Interception		D. Stingley	HST 36	20	Touchdown	7
10/5 at ARZ	3	TEN 26	T. Pollard	Fumble	Z. Carter	B. Browning	TEN 27	0	Touchdown	7
10/5 at ARZ	4	ARZ 30	C. Ward	Interception	Ma. Wilson	D. Taylor-Demerson	ARZ 5	0	Fumble	0
10/12 at LV	2	TEN 12	C. Ward	Fumble	D. White	T. Wilson	TEN 2	0	Touchdown	0
10/12 at LV	2	LV 30	C. Ward	Interception	J. Laulu	D. White	LV 23	0	Half	0
10/12 at LV	4	LV 46	C. Ward	Fumble		T. Booker	TEN 39	0	Game	0
10/19 vs. NE	3	TEN 23	C. Ward	Fumble		K. Chaisson	TEN 4	4	Touchdown	7
10/19 vs. NE	4	NE 32	C. Ward	Interception		M. Jones	NE 25	32	Game	0
10/26 at IND	4	IND 16	C. Ward	Interception		C. Lammons	IND -3	0	Punt	0
11/16 vs. HST	4	TEN 42	C. Ward	Fumble	W. Anderson	W. Anderson	TEN 34	0	Field Goal	3
11/30 vs. JAX	1	JAX 35	C. Dike	Fumble	L. Allen	L. Allen	TEN 35	0	Touchdown	8
11/30 vs. JAX	4	TEN 43	T. Pollard	Fumble	V. Miller	R. Lane	TEN 46	0	Game	0
12/7 at CLE	1	CLE 24	C. Ward	Interception		D. Bush	CLE 17	44	Field Goal	3

Giveaway Season Totals:

	Giveaways resulted in …										
No.	TD	FG	FG Att.	Punt	Downs	Int.	Fum.	Saf.	Game	Half	Pts.
17	7	2	2	2	0	0	1	0	4	1	49

FIRST DOWNS EARNED

Total first downs earned (parentheses indicates number earned on third or fourth down)

NAME	RUSHING	PASSING	RECEIVING	PENALTY	TOTAL
Cam Ward	13 (10)	128 (43)			141 (53)
Tony Pollard	38 (4)		9 (2)		47 (6)
Elic Ayomanor			22 (6)		22 (6)
Chig Okonkwo			20 (4)		20 (4)
Tyjae Spears	11 (8)		7 (5)		18 (13)
PENALTY				17 (6)	17 (6)
Gunnar Helm			17 (5)		17 (5)
Chimere Dike			14 (8)		14 (8)
Van Jefferson			14 (4)		14 (4)
Calvin Ridley			13 (4)		13 (4)
Tyler Lockett			3 (1)		3 (1)
Julius Chestnut	3 (3)				3 (3)
Xavier Restrepo			3 (1)		3 (1)
James Proche II			2 (2)		2 (2)
David Martin-Robinson			2		2 ()
Jeffery Simmons			1		1 ()
Kalel Mullings	1 (1)				1 (1)
Mason Kinsey			1 (1)		1 (1)
TITANS TOTALS	**66 (26)**	**128 (43)**	**128 (43)**	**17 (6)**	**339 (118)**

Note: One first down awarded to both passer and receiver on passes resulting in first down.

KICKOFF ANALYSIS

TITANS

SLYE	No.	No. In EZ	TB	Opp. Ret.	Ret. Yds.	Ret. Avg.	FC	Squib	Out of Bounds	Onside Rec. / Att.
9/7 at DEN	5	4	2	3	82	27.3	0	0	0	0 / 0
9/14 LAR	5	1	1	3	80	26.7	0	0	0	0 / 1
9/21 IND	5	2	2	3	104	34.7	0	0	0	0 / 0
9/28 at HST	1	0	0	1	26	26.0	0	0	0	0 / 0
10/5 at ARI	5	3	1	4	90	22.5	0	0	0	0 / 0
10/12 at LV	-	-	-	-	-	-	-	-	-	- / -
10/19 NE	4	2	1	2	40	20.0	0	0	1	0 / 0
10/26 at IND	3	1	1	2	42	21.0	0	0	0	0 / 0
11/2 LAC	5	3	2	3	72	24.0	0	0	0	0 / 0
11/16 HST	4	2	2	2	51	25.5	0	0	0	0 / 0
11/23 SEA	5	0	0	3	56	18.7	0	0	1	0 / 1
11/30 JAX	2	1	0	2	58	29.0	0	0	0	0 / 0
12/7 at CLE	6	2	0	5	113	22.6	0	0	1	0 / 0
12/14 at SF	5	2	2	2	53	26.5	0	0	1	0 / 0
12/21 KC										/
12/28 NO										/
1/4 at JAX										/
SLYE TOTALS	**55**	**23**	**14**	**35**	**867**	**24.8**	**0**	**0**	**4**	**0 / 2**

HEKKER	No.	No. In EZ	TB	Opp. Ret.	Ret. Yds.	Ret. Avg.	FC	Squib	Out of Bounds	Onside Rec. / Att.
10/12 at LV	1	0	0	0	0	-	0	0	0	0 / 1
HEKKER TOTALS	**1**	**0**	**0**	**0**	**0**	**-**	**0**	**0**	**0**	**0 / 1**

WRIGHT	No.	No. In EZ	TB	Opp. Ret.	Ret. Yds.	Ret. Avg.	FC	Squib	Out of Bounds	Onside Rec. / Att.
10/12 at LV	2	0	0	2	57	28.5	0	0	0	0 / 0
WRIGHT TOTALS	**2**	**0**	**0**	**2**	**57**	**28.5**	**0**	**0**	**0**	**0 / 0**
TEAM TOTALS	**58**	**23**	**14**	**37**	**924**	**25.0**	**0**	**0**	**4**	**0 / 3**

OPPONENTS

	No.	No. In EZ	TB	Titans Ret.	Ret. Yds.	Ret. Avg.	FC	Squib	Out of Bounds	Onside Rec. / Att.
9/7 at DEN	5	1	1	4	144	36.0	0	0	0	0 / 0
9/14 LAR	7	2	2	5	83	16.6	0	0	0	0 / 0
9/21 IND	7	2	1	6	162	27.0	0	0	0	0 / 0
9/28 at HST	6	0	0	6	141	23.5	0	0	0	0 / 0
10/5 at ARI	4	0	0	4	136	34.0	0	0	0	0 / 0
10/12 at LV	5	3	2	3	66	22.0	0	0	0	0 / 0
10/19 NE	6	4	3	3	84	28.0	0	0	0	0 / 0
10/26 at IND	7	0	0	7	175	25.0	0	0	0	0 / 0
11/2 LAC	6	1	1	4	117	29.3	0	0	1	0 / 0
11/16 HST	4	2	2	2	49	24.5	0	0	0	0 / 0
11/23 SEA	6	3	0	6	130	21.7	0	0	0	0 / 0
11/30 JAX	4	0	0	3	76	25.3	0	0	1	0 / 0
12/7 at CLE	6	4	4	1	41	41.0	0	0	0	0 / 1
12/14 at SF	8	3	3	4	90	22.5	0	0	1	0 / 0
12/21 KC						-				/
12/28 NO						-				/
1/4 at JAX						-				/
TOTALS	**81**	**25**	**19**	**58**	**1494**	**25.8**	**0**	**0**	**3**	**0 / 1**

INSTANT REPLAY ANALYSIS

CHALLENGES BY TITANS

Game	Qtr	Time	Dwn	Dist	Play	Review Result	Explanation
9/7 at DEN	4	5:48	3	9	B. Nix 9-yard pass to C. Sutton for 1st down	Reversed	C. Sutton 8-yard catch is short of the 1st down
9/14 vs. LAR					(none)		
9/21 vs. IND	4	8:34	1	10	D. Jones 10-yard pass to M. Pittman Jr.	Reversed	M. Pittman Jr. 9-yard catch is short of the 1st down
9/28 at HST					(none)		
10/5 at ARZ					(none)		
10/12 at LV	2	13:42	2	4	G. Smith 4-yard pass to M. Mayer	Reversed	M. Mayer did not secure the catch
10/19 vs. NE					(none)		
10/26 at IND					(none)		
11/2 vs. LAC	4	3:31	3	3	J. Herbert 3-yard pass to T. Harris for 1st down	Upheld	T. Harris 3-yard catch for 1st down
11/16 vs. HST					(none)		
11/23 vs. SEA					(none)		
11/30 vs. JAX	3	7:57	3	10	T. Lawrence 10-yard run to TEN 3 for first down	Reversed	T. Lawrence 9-yard run to TEN 4
12/7 at CLE	1	1:29	1	10	Q. Judkins 58-yard catch to TEN 2	Upheld	Q. Judkins did not step out of bounds
12/14 at SF	3	6:32	3	5	C. McCaffrey 5-yard run to TEN 32 for first down	Reversed	C. McCaffrey 4-yard run; no first down

Total challenges by Titans: 7 **Calls reversed:** 5

CHALLENGES BY OPPONENTS

Game	Qtr	Time	Dwn	Dist	Play	Review Result	Explanation
9/7 at DEN	1	12:49	2	10	C. Ward 17-yard pass to G. Helm along the sideline	Reversed	G. Helm did not secure the catch along the sideline
9/7 at DEN	2	10:15	3	4	C. Ward 4-yard pass to E. Ayomanor for 1st down	Reversed	E. Ayomanor 3-yard catch is short of the 1st down
9/7 at DEN	3	3:24	3	13	C. Ward 14-yard pass to C. Okonkwo for 1st down	Upheld	C. Okonkwo reached the line to gain
9/14 vs. LAR	3	1:21	1	8	M. Stafford 7-yard pass to D. Allen to TEN 1	Reversed	M. Stafford 8-yard touchdown pass to D. Allen
9/14 vs. LAR	4	4:07	1	10	C. Ward 7-yard pass to G. Helm	Upheld	C. Ward knee didn't hit the ground before pass
9/21 vs. IND	1	5:16	1	10	D.Jones pass incomplete to A. Pierce	Reversed	D.Jones 17-yard pass to A. Pierce to IND 40
9/28 at HST					(none)		
10/5 at ARZ					(none)		
10/12 at LV					(none)		
10/19 vs. NE					(none)		
10/26 at IND					(none)		
11/2 vs. LAC	4	2:57	2	7	J. Herbert 6-yard run short of the 1st down	Upheld	J. Herbert did not reach the line to gain
11/16 vs. HST	1	9:17	2	7	D. Mills pass incomplete to C. Kirk in end zone	Upheld	C. Kirk did not secure the catch
11/23 vs. SEA	4	11:30	4	1	C. Ward 1-yard run to SEA 41 for first down	Upheld	C. Ward reached the line to gain
11/30 vs. JAX	1	1:04			C. Dike 25-yard kickoff return to TEN 38	Reversed	C. Dike fumble recovered by L. Allen at TEN 35
12/7 at CLE	1	6:22	3	2	T. Spears 3-yard run to CLE 35	Upheld	It was not a forward pass; offensive PI negated
12/14 at SF	3	2:10			E Pineiro kickoff for a touchback	Upheld	C. Dike caught the ball in the end zone

Total challenges by Opponents: 12 **Calls reversed:** 5

CHALLENGES BY REVIEW ASSISTANT

Game	Qtr	Time	Dwn	Dist	Play	Review Result	Explanation
9/7 at DEN					(none)		
9/14 vs. LAR	2	1:54	3	1	C. Ward 1-yard run for 1st down	Upheld	C. Ward reached the line to gain
9/21 vs. IND	3	5:32	1	2	C. Dike 2-yard touchdown run	Reversed	C. Dike 1-yard run to IND 1
9/28 at HST	2	2:00	3	17	N. Collins 16-yard reception along the sideline	Reversed	N.Collins did not get both feet in bounds
10/5 at ARZ	1	11:26	1	10	K. Murray 44-yard touchdown pass to M. Harrison Jr.	Reversed	M. Harrison Jr. 43-yard catch to TEN 1
10/5 at ARZ	2	11:00	1	10	Z. Knight 11-yard touchdown run	Reversed	Z. Knight 10-yard run to TEN 1
10/5 at ARZ	2	:24	2	18	K. Murray Incomplete pass to M. Harrison Jr.	Upheld	M Harrison Jr. did not get both feet in bounds
10/5 at ARZ	4	12:51	3	1	E. Demercado 72-yard touchdown run	Reversed	E. Demercado fumbled before breaking the goalline
10/12 at LV	2	13:38	3	4	G. Smith forced fumble by J.Ward; 43-yard return for TD	Reversed	G. Smith incomplete pass; pass defensed by J. Ward
10/12 at LV	2	:33	2	1	C. Ward fumble recovered by A. Butler	Reversed	C. Ward incomplete pass
10/19 vs. NE					(none)		
10/26 at IND					(none)		
11/2 vs. LAC					(none)		
11/16 vs. HST					(none)		
11/23 vs. SEA					(none)		
11/30 vs. JAX					(none)		
12/7 at CLE					(none)		
12/14 at SF	2	:56	1	10	T. Spears 2-yard catch; out of bounds	Upheld	T. Spears did get out of bounds to stop clock
12/14 at SF	4	14:54	3	10	B. Purdy forced fumble by J. Simmons	Upheld	B. Purdy fumbled before arm going forward

Total reviews by Assistant: 11 **Calls reversed:** 7

TENNESSEE TITANS

LAST WEEK'S GAMEBOOK

National Football League Game Summary

NFL Copyright © 2025 by The National Football League. All rights reserved. This summary and play-by-play is for the express purpose of assisting media in their coverage of the game; any other use of this material is prohibited without the written permission of the National Football League.

Date: Sunday, 12/14/2025

Tennessee Titans at San Francisco 49ers

at Levi's Stadium, Santa Clara, CA

Start Time: 1:25 PM PST

Game Day Weather

Game Weather: Cloudy
Open Stadium on Natural Grass

Temp: 54° F (12.2° C) Humidity: 82%, Wind: SE 4 mph

Officials

Referee: Wrolstad, Craig (4)
Line Judge: Bergman, Brett (17)
Back Judge: Martinez, Rich (39)
Umpire: Cruse, Brandon (22)
Field Judge: Shears, Jeff (60)
Replay Official: Anderson, Gavin (0)
Down Judge: Short, Danny (113)
Side Judge: Steratore, Frank (132)

Lineups

Tennessee Titans

Offense			Defense		
WR	11	V.Jefferson	OLB	49	A.Key
TE	85	C.Okonkwo	DT	98	J.Simmons
LT	72	O.Udoh	NT	93	T.Sweat
LG	77	P.Skoronski	DE	69	S.Joseph
C	79	L.Cushenberry	OLB	53	J.Ward
RG	70	K.Zeitler	ILB	33	C.Gray
RT	55	J.Latham	ILB	50	C.Barton
WR	13	J.Proche	CB	26	M.Harris
WR	5	E.Ayomanor	CB	39	D.Baker
QB	1	C.Ward	S	37	A.Hooker
RB	20	T.Pollard	S	23	K.Winston

San Francisco 49ers

Offense			Defense		
WR	15	J.Jennings	DL	56	K.White
WR	1	R.Pearsall	DL	95	A.Collins
LT	71	T.Williams	DL	93	K.Davis
LG	74	S.Burford	DL	47	B.Huff
C	64	J.Brendel	LB	59	C.Robinson
RG	77	D.Puni	WILL	53	D.Winters
RT	68	C.McKivitz	CB	20	U.Stout
TE	85	G.Kittle	LCB	0	R.Green
QB	13	B.Purdy	RCB	2	D.Lenoir
FB	44	K.Juszczyk	S	27	J.Brown
RB	23	C.McCaffrey	S	6	M.Mustapha

Substitutions

RB 2 T.Spears, P 3 J.Hekker, K 6 J.Slye, WR 12 M.Kinsey, WR 17 C.Dike, CB 21 M.Robinson, S 25 X.Woods, DB 30 K.Brooks, RB 31 K.Mullings, CB 35 K.Elam, RB 36 J.Chestnut, S 44 M.Brown, LS 46 M.Cox, LB 48 J.Bachie, LB 52 J.Williams, LB 54 D.Mausi, OLB 56 T.Jones, C/G 62 C.Levin, G 64 J.Slater, T 78 B.Crenshaw-Dickson, TE 84 G.Helm, TE 88 D.Martin-Robinson, DL 91 C.Ravenell, OLB 92 J.Harrell, DL 97 J.Lynch

Substitutions

RB 3 B.Robinson, WR 5 D.Robinson, P 7 T.Morstead, WR 9 S.Moore, K 18 E.Pineiro, S 25 J.Pinnock, CB 26 C.Lucas, CB 28 D.Luter, RB 31 I.Guerendo, DB 33 S.Neal, S 36 M.Sigle, LB 41 J.Graham, LS 46 J.Weeks, LB 49 G.Wallow, DL 51 R.Beal, LB 57 L.Gifford, OL 61 M.Hennessy, OL 62 A.Pleasants, OL 75 C.Colby, WR 84 K.Bourne, TE 88 J.Tonges, TE 89 L.Farrell, DL 90 K.Givens, DL 96 C.Ferrell, DL 99 C.West

Did Not Play

QB 10 B.Allen

Did Not Play

QB 10 M.Jones

Not Active

CB 18 J.Armour-Davis, S 28 J.Reed, OL 61 J.Ojukwu, G 67 D.Moss, T 75 D.Moore, DT 90 S.Tuttle

Not Active

WR 17 J.Watkins, RB 29 J.James, LB 45 N.Martin, LB 48 T.Bethune, DL 55 S.Valdez, DL 91 S.Okuayinonu, DL 92 J.Elliott

Field Goals (made ( ) & missed)

J.Slye (25) 50WR

E.Pineiro (33) (37) (40)

		1	2	3	4	OT	Total
VISITOR:	Tennessee Titans	3	7	0	14	0	24
HOME:	San Francisco 49ers	7	10	14	6	0	37

Scoring Plays

Team	Qtr	Time	Play Description (Extra Point) (Drive Info)	Visitor	Home
49ers	1	7:48	J.Jennings 4 yd. pass from B.Purdy (E.Pineiro kick) (12-70, 6:03)	0	7
Titans	1	1:22	J.Slye 25 yd. Field Goal (10-63, 6:26)	3	7
49ers	2	13:03	C.McCaffrey 1 yd. run (E.Pineiro kick) (7-70, 3:19)	3	14
Titans	2	7:43	G.Helm 34 yd. pass from C.Ward (J.Slye kick) (8-68, 5:20)	10	14
49ers	2	0:56	E.Pineiro 33 yd. Field Goal (14-50, 6:47)	10	17
49ers	3	12:54	J.Jennings 13 yd. pass from B.Purdy (E.Pineiro kick) (4-67, 2:06)	10	24
49ers	3	2:10	G.Kittle 1 yd. pass from B.Purdy (E.Pineiro kick) (15-95, 9:14)	10	31
Titans	4	14:16	J.Simmons 1 yd. pass from C.Ward (J.Slye kick) (2-44, 0:30)	17	31
49ers	4	9:28	E.Pineiro 37 yd. Field Goal (8-41, 4:48)	17	34

National Football League Game Summary

NFL Copyright © 2025 by The National Football League. All rights reserved. This summary and play-by-play is for the express purpose of assisting media in their coverage of the game; any other use of this material is prohibited without the written permission of the National Football League.

Titans	4	5:33	T.Pollard 6 yd. run (J.Slye kick) (10-64, 3:55)	24	34
49ers	4	1:10	E.Pineiro 40 yd. Field Goal (10-43, 4:23)	24	37

Paid Attendance: 71,042

Time: 3:06

Tennessee Titans vs San Francisco 49ers
12/14/2025 at Levi's Stadium

Final Individual Statistics

Tennessee Titans

RUSHING	ATT	YDS	AVG	LG	TD
T.Pollard	14	104	7.4	22	1
T.Spears	3	34	11.3	20	0
K.Mullings	1	3	3.0	3	0
C.Ward	1	2	2.0	2	0
C.Dike	1	-7	-7.0	-7	0
Total	20	136	6.8	22	1

PASSING	ATT	CMP	YDS	SK/YD	TD	LG	IN	RT
C.Ward	29	18	170	0/0	2	43	0	101.2
Total	29	18	170	0/0	2	43	0	101.2

PASS RECEIVING	TAR	REC	YDS	AVG	LG	TD
G.Helm	4	4	49	12.3	**34**	1
C.Okonkwo	6	4	33	8.3	17	0
C.Dike	5	4	17	4.3	8	0
T.Spears	2	2	2	1.0	2	0
V.Jefferson	5	1	43	43.0	43	0
E.Ayomanor	1	1	17	17.0	17	0
T.Pollard	2	1	8	8.0	8	0
J.Simmons	1	1	1	1.0	**1**	1
J.Proche	1	0	0	0.0	0	0
Total	27	18	170	9.4	43	2

INTERCEPTIONS	NO	YDS	AVG	LG	TD
Total	0	0	0	0	0

PUNTING	NO	YDS	AVG	NET	TB	IN20	LG
J.Hekker	3	136	45.3	39.3	0	1	56
Total	3	136	45.3	39.3	0	1	56

PUNT RETURNS	NO	YDS	AVG	FC	LG	TD
Total	0	0	0.0	0	0	0

KICKOFF RETURNS	NO	YDS	AVG	FC	LG	TD
C.Dike	4	90	22.5	0	27	0
[OUT OF BOUNDS]	1	0	0.0	0	0	0
[TOUCHBACK]	3	0	0.0	0	0	0
Total	4	90	22.5	0	27	0

San Francisco 49ers

RUSHING	ATT	YDS	AVG	LG	TD
C.McCaffrey	22	73	3.3	9	1
B.Purdy	7	44	6.3	26	0
B.Robinson	9	21	2.3	6	0
Total	38	138	3.6	26	1

PASSING	ATT	CMP	YDS	SK/YD	TD	LG	IN	RT
B.Purdy	30	23	295	2/3	3	38	0	140.3
Total	30	23	295	2/3	3	38	0	140.3

PASS RECEIVING	TAR	REC	YDS	AVG	LG	TD
G.Kittle	9	8	88	11.0	24	1
R.Pearsall	7	6	96	16.0	38	0
J.Jennings	5	3	37	12.3	20	2
D.Robinson	2	2	36	18.0	30	0
K.Bourne	3	2	17	8.5	11	0
C.McCaffrey	1	1	14	14.0	14	0
K.Juszczyk	1	1	7	7.0	7	0
Total	28	23	295	12.8	38	3

INTERCEPTIONS	NO	YDS	AVG	LG	TD
Total	0	0	0	0	0

PUNTING	NO	YDS	AVG	NET	TB	IN20	LG
Total	0	0	0	0	0	0	0

PUNT RETURNS	NO	YDS	AVG	FC	LG	TD
S.Moore	1	18	18.0	0	18	0
[DOWNED]	1	0	0.0	0	0	0
[OUT OF BOUNDS]	1	0	0.0	0	0	0
Total	1	18	18.0	0	18	0

KICKOFF RETURNS	NO	YDS	AVG	FC	LG	TD
B.Robinson	2	53	26.5	0	31	0
[OUT OF BOUNDS]	1	0	0.0	0	0	0
[TOUCHBACK]	2	0	0.0	0	0	0
Total	2	53	26.5	0	31	0

Tennessee Titans

FUMBLES	FUM	LOST	OWN-REC	YDS	TD	FORCED	OPP-REC	YDS	TD	OUT-BDS
J.Simmons	0	0	0	0	0	1	0	0	0	0
K.Elam	0	0	0	0	0	0	1	9	0	0
Total	0	0	0	0	0	1	1	9	0	0

San Francisco 49ers

FUMBLES	FUM	LOST	OWN-REC	YDS	TD	FORCED	OPP-REC	YDS	TD	OUT-BDS
B.Purdy	1	1	0	0	0	0	0	0	0	0
Total	1	1	0	0	0	0	0	0	0	0

Tennessee Titans vs San Francisco 49ers
12/14/2025 at Levi's Stadium

Final Team Statistics

	Visitor Titans	Home 49ers
TOTAL FIRST DOWNS	18	28
By Rushing	9	7
By Passing	8	18
By Penalty	1	3
THIRD DOWN EFFICIENCY	3-9-33.3%	9-15-60.0%
FOURTH DOWN EFFICIENCY	2-2-100.0%	1-1-100.0%
TOTAL NET YARDS	306	430
Total Offensive Plays (inc. times thrown passing)	49	70
Average gain per offensive play	6.2	6.1
NET YARDS RUSHING	136	138
Total Rushing Plays	20	38
Average gain per rushing play	6.8	3.6
Tackles for a loss-number and yards	1-7	3-3
NET YARDS PASSING	170	292
Times thrown - yards lost attempting to pass	0-0	2-3
Gross yards passing	170	295
PASS ATTEMPTS-COMPLETIONS-HAD INTERCEPTED	29-18-0	30-23-0
Avg gain per pass play (inc.# thrown passing)	5.9	9.1
KICKOFFS Number-In End Zone-Touchbacks	5-2-2	8-3-3
PUNTS Number and Average	3-45.3	0-0.0
Had Blocked	0	0
FGs - PATs Had Blocked	0-0	0-0
Net Punting Average	39.3	0.0
TOTAL RETURN YARDAGE (Not Including Kickoffs)	0	18
No. and Yards Punt Returns	0-0	1-18
No. and Yards Kickoff Returns	4-90	2-53
No. and Yards Interception Returns	0-0	0-0
PENALTIES Number and Yards	7-57	6-30
FUMBLES Number and Lost	0-0	1-1
TOUCHDOWNS	3	4
Rushing	1	1
Passing	2	3
EXTRA POINTS Made-Attempts	3-3	4-4
Kicking Made-Attempts	3-3	4-4
FIELD GOALS Made-Attempts	1-2	3-3
RED ZONE EFFICIENCY	2-3-67%	4-6-67%
GOAL TO GO EFFICIENCY	2-3-67%	3-3-100%
SAFETIES	0	0
FINAL SCORE	24	37
TIME OF POSSESSION	22:55	37:05

Tennessee Titans vs San Francisco 49ers
12/14/2025 at Levi's Stadium

Ball Possession And Drive Chart

Tennessee Titans

#	Time Recd	Time Lost	Time Poss	How Ball Obtained	Drive Began	# Play	Yds Gain	Yds Pen	Net Yds	1st Down	Last Scrm	How Given Up
1	15:00	13:51	1:09	Kickoff	TEN 30	3	4	0	4	0	TEN 34	Punt
2	7:48	1:22	6:26	Kickoff	TEN 30	10	63	0	63	4	* SF 7	Field Goal
3	13:03	7:43	5:20	Kickoff	TEN 32	8	83	-15	68	5	SF 34	Touchdown
4	0:56	0:00	0:56	Kickoff	TEN 40	8	23	5	28	2	SF 32	Missed FG
5	12:54	11:24	1:30	Kickoff	TEN 35	3	4	0	4	0	TEN 39	Punt
6	2:10	0:11	1:59	Kickoff	TEN 35	3	6	-11	-5	0	TEN 30	Punt
7	14:46	14:16	0:30	Fumble	SF 44	2	44	0	44	2	* SF 1	Touchdown
8	9:28	5:33	3:55	Kickoff	TEN 36	10	64	0	64	4	* SF 6	Touchdown
9	1:10	0:00	1:10	Kickoff	TEN 35	4	15	0	15	1	TEN 41	End of Game

(329) Average TEN 37

San Francisco 49ers

#	Time Recd	Time Lost	Time Poss	How Ball Obtained	Drive Began	# Play	Yds Gain	Yds Pen	Net Yds	1st Down	Last Scrm	How Given Up
1	13:51	7:48	6:03	Punt	SF 30	12	70	0	70	5	* TEN 4	Touchdown
2	1:22	13:03	3:19	Kickoff	SF 30	7	68	2	70	4	* TEN 1	Touchdown
3	7:43	0:56	6:47	Kickoff	SF 35	14	41	9	50	4	* TEN 15	Field Goal
4	15:00	12:54	2:06	Kickoff	SF 33	4	67	0	67	3	* TEN 13	Touchdown
5	11:24	2:10	9:14	Punt	SF 5	15	95	0	95	7	* TEN 1	Touchdown
6	0:11	14:46	0:25	Punt	SF 44	3	0	0	0	0	SF 44	Fumble
7	14:16	9:28	4:48	Kickoff	SF 40	8	46	-5	41	2	* TEN 19	Field Goal
8	5:33	1:10	4:23	Kickoff	SF 35	10	43	0	43	3	TEN 22	Field Goal

(252) Average SF 32

*** inside opponent's 20**

Time of Possession by Quarter		**1st**	**2nd**	**3rd**	**4th**	**OT**	**Total**
Visitor	Tennessee Titans	7:35	6:16	3:29	5:35		22:55
Home	San Francisco 49ers	7:25	8:44	11:31	9:25		37:05

Kickoff Drive No.-Start Average Titans: 8 - TEN 34 49ers: 5 - SF 35

Tennessee Titans vs San Francisco 49ers
12/14/2025 at Levi's Stadium

Final Defensive Statistics

Tennessee Titans	Regular Defensive Plays											Special Teams					Misc			
	TKL	AST	COMB	SK	/ YDS	TFL	Q	IN	PD	FF	FR	TKL	AST	FF	FR	BL	TKL	AST	FF	FR
C.Gray	7	9	16	0	0	0	0	0	0	0	0	0	0	0	0	0	0	0	0	0
K.Brooks	3	5	8	0	0	0	0	0	0	0	0	0	0	0	0	0	0	0	0	0
A.Hooker	5	2	7	0	0	0	0	0	1	0	0	0	0	0	0	0	0	0	0	0
M.Harris	5	2	7	0	0	1	0	0	1	0	0	0	0	0	0	0	0	0	0	0
J.Simmons	4	3	7	1	0	2	1	0	0	1	0	0	0	0	0	0	0	0	0	0
T.Sweat	3	4	7	0	0	0	0	0	0	0	0	0	0	0	0	0	0	0	0	0
D.Baker	4	1	5	0	0	0	0	0	0	0	0	0	0	0	0	0	0	0	0	0
C.Barton	1	4	5	0	0	0	0	0	0	0	0	0	0	0	0	0	0	0	0	0
J.Williams	4	0	4	0	0	1	0	0	0	0	0	0	0	0	0	0	0	0	0	0
J.Ward	1	2	3	0	0	0	0	0	0	0	0	0	0	0	0	0	0	0	0	0
J.Harrell	1	1	2	1	3	1	2	0	0	0	0	0	0	0	0	0	0	0	0	0
S.Joseph	1	1	2	0	0	0	1	0	0	0	0	0	0	0	0	0	0	0	0	0
K.Elam	1	1	2	0	0	0	0	0	0	0	1	0	0	0	0	0	0	0	0	0
A.Key	0	2	2	0	0	0	1	0	0	0	0	0	0	0	0	0	0	0	0	0
K.Winston	1	0	1	0	0	0	0	0	0	0	0	0	0	0	0	0	0	0	0	0
J.Lynch	0	1	1	0	0	0	0	0	0	0	0	0	0	0	0	0	0	0	0	0
J.Bachie	0	0	0	0	0	0	0	0	0	0	0	0	2	0	0	0	0	0	0	0
J.Chestnut	0	0	0	0	0	0	0	0	0	0	0	0	1	0	0	0	0	0	0	0
D.Martin-Robinson	0	0	0	0	0	0	0	0	0	0	0	0	1	0	0	0	0	0	0	0
K.Mullings	0	0	0	0	0	0	0	0	0	0	0	0	1	0	0	0	0	0	0	0
J.Hekker	0	0	0	0	0	0	0	0	0	0	0	0	1	0	0	0	0	0	0	0
Total	**41**	**38**	**79**	**2**	**3**	**5**	**5**	**0**	**2**	**1**	**1**	**0**	**6**	**0**	**0**	**0**	**0**	**0**	**0**	**0**

TKL = Tackle AST = Assist COMB = Combined QH=QB Hit IN = Interception PD = Pass Defense FF = Forced Fumble FR = Fumble Recovery

San Francisco 49ers	Regular Defensive Plays											Special Teams					Misc			
	TKL	AST	COMB	SK	/ YDS	TFL	QH	IN	PD	FF	FR	TKL	AST	FF	FR	BL	TKL	AST	FF	FR
M.Mustapha	6	4	10	0	0	0	0	0	0	0	0	0	0	0	0	0	0	0	0	0
C.Robinson	3	4	7	0	0	0	0	0	1	0	0	0	0	0	0	0	0	0	0	0
C.Ferrell	2	4	6	0	0	0	1	0	0	0	0	0	0	0	0	0	0	0	0	0
D.Winters	2	3	5	0	0	1	0	0	0	0	0	0	0	0	0	0	0	0	0	0
R.Green	2	2	4	0	0	0	0	0	0	0	0	0	0	0	0	0	0	0	0	0
D.Lenoir	1	3	4	0	0	0	0	0	0	0	0	0	0	0	0	0	0	0	0	0
J.Pinnock	1	2	3	0	0	0	0	0	0	0	0	0	0	0	0	0	0	0	0	0
C.West	2	0	2	0	0	0	0	0	0	0	0	0	0	0	0	0	0	0	0	0
B.Huff	0	2	2	0	0	0	0	0	0	0	0	0	0	0	0	0	0	0	0	0
U.Stout	0	2	2	0	0	0	0	0	0	0	0	0	0	0	0	0	0	0	0	0
J.Brown	1	0	1	0	0	0	0	0	0	0	0	0	1	0	0	0	0	0	0	0
K.White	0	1	1	0	0	0	2	0	0	0	0	0	0	0	0	0	0	0	0	0
K.Davis	0	1	1	0	0	0	0	0	1	0	0	0	0	0	0	0	0	0	0	0
R.Beal	0	1	1	0	0	0	0	0	0	0	0	1	1	0	0	0	0	0	0	0
L.Gifford	0	1	1	0	0	0	0	0	0	0	0	0	0	0	0	0	0	0	0	0
G.Wallow	0	0	0	0	0	0	0	0	0	0	0	1	1	0	0	0	0	0	0	0
C.Lucas	0	0	0	0	0	0	0	0	0	0	0	0	1	0	0	0	0	0	0	0
C.McCaffrey	0	0	0	0	0	0	0	0	0	0	0	0	0	0	0	0	1	0	0	0
Total	**20**	**30**	**50**	**0**	**0**	**1**	**3**	**0**	**2**	**0**	**0**	**2**	**4**	**0**	**0**	**0**	**1**	**0**	**0**	**0**

Tennessee Titans vs San Francisco 49ers
12/14/2025 at Levi's Stadium

First Half Summary

	PERIOD SCORES		TIME OF POSSESSION
Titans	3 7 = 10	Titans	13:51
49ers	7 10 = 17	49ers	16:09

Scoring Plays

Team	Qtr	Time	Play Description (Extra Point) (Drive Info)	Visitor	Home
49ers	1	7:48	J.Jennings 4 yd. pass from B.Purdy (E.Pineiro kick) (12-70, 6:03)	0	7
Titans	1	1:22	J.Slye 25 yd. Field Goal (10-63, 6:26)	3	7
49ers	2	13:03	C.McCaffrey 1 yd. run (E.Pineiro kick) (7-70, 3:19)	3	14
Titans	2	7:43	G.Helm 34 yd. pass from C.Ward (J.Slye kick) (8-68, 5:20)	10	14
49ers	2	0:56	E.Pineiro 33 yd. Field Goal (14-50, 6:47)	10	17

	Tennessee Titans	San Francisco 49ers
TOTAL FIRST DOWNS	11	13
First Downs Rushing-Passing-by Penalty	5 - 5 - 1	3 - 8 - 2
THIRD DOWN EFFICIENCY	2-4-50.0%	7-8-87.5%
TOTAL NET YARDS	173	179
Total Offensive Plays	27	32
NET YARDS RUSHING	67	47
NET YARDS PASSING	106	132
Gross Yards Passing	106	135
Times thrown-yards lost attempting to pass	0-0	1-3
Pass Attempts-Completions-Had Intercepted	15 - 10 - 0	15 - 10 - 0
Punts-Number and Average	1 - 36.0	0 - 0.0
Penalties-Number and Yards	4 - 31	3 - 10
Fumbles-Number and Lost	0 - 0	0 - 0
Red Zone Efficiency	0-1-0%	2-3-67%
Average Drive Start	TEN 33	SF 32

Tennessee Titans

RUSHING	ATT	YDS	AVG	LG	TD
T.Pollard	8	57	7.1	22	0
T.Spears	2	14	7.0	7	0
K.Mullings	1	3	3.0	3	0
C.Dike	1	-7	-7.0	-7	0
Total	12	67	5.6	22	0

PASSING	ATT	CMP	YDS	SK/YD	TD	LG	IN	RT
C.Ward	15	10	106	0/0	1	**34**	0	109.3
Total	15	10	106	0/0	1	34	0	109.3

PASS RECEIVING	TAR	REC	YDS	AVG	LG	TD
C.Okonkwo	4	3	33	11.0	17	0
G.Helm	2	2	38	19.0	**34**	1
T.Spears	2	2	2	1.0	2	0
E.Ayomanor	1	1	17	17.0	17	0
T.Pollard	2	1	8	8.0	8	0
C.Dike	1	1	8	8.0	8	0
V.Jefferson	2	0	0	0.0	0	0
Total	14	10	106	10.6	34	1

San Francisco 49ers

RUSHING	ATT	YDS	AVG	LG	TD
C.McCaffrey	8	23	2.9	7	1
B.Purdy	4	15	3.8	5	0
B.Robinson	4	9	2.3	6	0
Total	16	47	2.9	7	1

PASSING	ATT	CMP	YDS	SK/YD	TD	LG	IN	RT
B.Purdy	15	10	135	1/3	1	30	0	117.4
Total	15	10	135	1/3	1	30	0	117.4

PASS RECEIVING	TAR	REC	YDS	AVG	LG	TD
G.Kittle	4	4	63	15.8	24	0
R.Pearsall	4	3	32	10.7	14	0
D.Robinson	2	2	36	18.0	30	0
J.Jennings	3	1	4	4.0	**4**	1
Total	13	10	135	13.5	30	1

Tennessee Titans	Regular Defensive Plays											Special Teams					Misc			
	TKL	AST	COMB	SK	/ YDS	TFL	Q	IN	PD	FF	FR	TKL	AST	FF	FR	BL	TKL	AST	FF	FR
C.Gray	5	6	11	0	0	0	0	0	0	0	0	0	0	0	0	0	0	0	0	0
A.Hooker	1	2	3	0	0	0	0	0	1	0	0	0	0	0	0	0	0	0	0	0
T.Sweat	1	2	3	0	0	0	0	0	0	0	0	0	0	0	0	0	0	0	0	0
C.Barton	0	3	3	0	0	0	0	0	0	0	0	0	0	0	0	0	0	0	0	0
Total	**7**	**13**	**20**	**0**	**0**	**0**	**0**	**0**	**1**	**0**	**0**	**0**	**0**	**0**	**0**	**0**	**0**	**0**	**0**	**0**

Tennessee Titans vs San Francisco 49ers

12/14/2025 at Levi's Stadium

First Half Summary

San Francisco 49ers	Regular Defensive Plays											Special Teams					Misc			
	TKL	AST	COMB	SK	/ YDS	TFL	QH	IN	PD	FF	FR	TKL	AST	FF	FR	BL	TKL	AST	FF	FR
M.Mustapha	2	3	5	0	0	0	0	0	0	0	0	0	0	0	0	0	0	0	0	0
C.Robinson	2	3	5	0	0	0	0	0	0	0	0	0	0	0	0	0	0	0	0	0
D.Winters	2	3	5	0	0	1	0	0	0	0	0	0	0	0	0	0	0	0	0	0
C.Ferrell	2	2	4	0	0	0	1	0	0	0	0	0	0	0	0	0	0	0	0	0
Total	**8**	**11**	**19**	**0**	**0**	**1**	**1**	**0**	**0**	**0**	**0**	**0**	**0**	**0**	**0**	**0**	**0**	**0**	**0**	**0**

Play By Play

First Quarter

12/14/2025

SF wins the coin toss and elects to defer. TEN elects to Receive, and SF elects to defend the south goal.

E.Pineiro kicks 62 yards from SF 35 to TEN 3. C.Dike to TEN 30 for 27 yards (C.Lucas; R.Beal). SF-C.Lucas was injured during the play.

Tennessee Titans at 15:00, (1st play from scrimmage 14:54)

1-10-TEN 30	(14:54) (Shotgun) C.Ward pass incomplete short left to T.Pollard.	
2-10-TEN 30	(14:51) T.Pollard left guard to TEN 34 for 4 yards (B.Huff; D.Winters).	
3-6-TEN 34	(14:07) (Shotgun) C.Ward pass incomplete short right [K.White].	
4-6-TEN 34	(13:59) J.Hekker punts 36 yards to SF 30, Center-M.Cox, out of bounds.	

San Francisco 49ers at 13:51

1-10-SF 30	(13:51) (Shotgun) B.Purdy pass short left to R.Pearsall to SF 38 for 8 yards (K.Winston).	
2-2-SF 38	(13:20) (No Huddle, Shotgun) B.Purdy pass short right to G.Kittle to SF 47 for 9 yards (A.Hooker; C.Barton).	P1
1-10-SF 47	(12:55) (No Huddle) B.Purdy pass short left to G.Kittle to TEN 30 for 23 yards (A.Hooker).	P2
1-10-TEN 30	(12:32) (No Huddle) B.Purdy scrambles right end to TEN 26 for 4 yards (C.Gray; J.Ward).	
2-6-TEN 26	(12:06) (No Huddle) C.McCaffrey left guard to TEN 21 for 5 yards (C.Gray).	
3-1-TEN 21	(11:34) B.Purdy up the middle to TEN 18 for 3 yards (T.Sweat).	R3
1-10-TEN 18	(10:49) C.McCaffrey right end to TEN 16 for 2 yards (J.Lynch; A.Key).	
2-8-TEN 16	(10:07) (Shotgun) B.Purdy scrambles right end pushed ob at TEN 13 for 3 yards (C.Gray).	
3-5-TEN 13	(9:25) (Shotgun) B.Purdy pass short right to D.Robinson to TEN 7 for 6 yards (D.Baker).	P4
1-7-TEN 7	(8:43) B.Purdy pass incomplete short right.	
	Penalty on SF-J.Brendel, Ineligible Downfield Pass, offsetting, enforced at TEN 7 - No Play. *Penalty on TEN-D.Baker, Defensive Holding, offsetting.*	
1-7-TEN 7	(8:36) (Shotgun) C.McCaffrey up the middle to TEN 4 for 3 yards (T.Sweat; C.Gray).	
2-4-TEN 4	(7:59) B.Purdy pass incomplete short left to J.Jennings.	
	** Injury Update: TEN-M.Brown return is Questionable.	
3-4-TEN 4	**(7:54) (Shotgun) B.Purdy pass short left to J.Jennings for 4 yards, TOUCHDOWN.**	P5
	E.Pineiro extra point is GOOD, Center-J.Weeks, Holder-T.Morstead.	

Timeout at 07:48.

TEN 0 SF 7, 12 plays, 70 yards, 6:03 drive, 7:12 elapsed

E.Pineiro kicks 54 yards from SF 35 to TEN 11. C.Dike ran ob at TEN 30 for 19 yards (G.Wallow). ** Injury Update: SF-C.Lucas has returned to the game.

Tennessee Titans at 7:48, (1st play from scrimmage 7:43)

1-10-TEN 30	(7:43) T.Pollard left end to TEN 38 for 8 yards (K.White; J.Pinnock).	
2-2-TEN 38	(7:03) T.Pollard right guard to TEN 45 for 7 yards (D.Lenoir; D.Winters).	R1
1-10-TEN 45	(6:22) C.Ward pass short left to E.Ayomanor to SF 38 for 17 yards (R.Green; C.Robinson).	P2
1-10-SF 38	(5:39) T.Pollard left end pushed ob at SF 16 for 22 yards (M.Mustapha).	R3
1-10-SF 16	(4:56) C.Ward pass short right to G.Helm pushed ob at SF 12 for 4 yards (J.Pinnock).	
2-6-SF 12	(4:16) (Shotgun) T.Spears right guard to SF 5 for 7 yards (M.Mustapha; B.Huff).	R4
1-5-SF 5	(3:35) (Shotgun) C.Dike left end to SF 12 for -7 yards (D.Winters).	
2-12-SF 12	(2:54) (Shotgun) T.Pollard right tackle to SF 7 for 5 yards (M.Mustapha; D.Lenoir).	
3-7-SF 7	(2:09) (Shotgun) C.Ward pass short right to T.Spears to SF 7 for no gain (C.Ferrell; K.Davis).	
4-7-SF 7	**(1:26) J.Slye 25 yard field goal is GOOD, Center-M.Cox, Holder-J.Hekker.**	

Timeout at 01:22.

TEN 3 SF 7, 10 plays, 63 yards, 6:26 drive, 13:38 elapsed

J.Slye kicks 57 yards from TEN 35 to SF 8. B.Robinson to SF 30 for 22 yards (J.Chestnut; D.Martin-Robinson).

** Injury Update: TEN-K.Winston return is Questionable.

San Francisco 49ers at 1:22, (1st play from scrimmage 1:17)

1-10-SF 30	(1:17) C.McCaffrey right end to SF 37 for 7 yards (A.Hooker; C.Gray).	
2-3-SF 37	(:44) B.Purdy pass incomplete deep right to R.Pearsall.	
3-3-SF 37	(:39) (Shotgun) B.Purdy pass deep right to D.Robinson ran ob at TEN 33 for 30 yards.	P6

END OF QUARTER

	Score	Time Poss	First Downs R	P	X	T	Efficiencies 3 Down	4 Down
Tennessee Titans	**3**	**7:35**	**3**	**1**	**0**	**4**	**0/2**	**0/0**
San Francisco 49ers	**7**	**7:25**	**1**	**5**	**0**	**6**	**4/4**	**0/0**

Second Quarter

San Francisco 49ers continued.

1-10-TEN 33	*(15:00) PENALTY on SF-R.Pearsall, False Start, 5 yards, enforced at TEN 33 - No Play.*	
1-15-TEN 38	(15:00) (Shotgun) C.McCaffrey left guard to TEN 32 for 6 yards (C.Gray).	
2-9-TEN 32	(14:27) (Shotgun) B.Purdy pass short left to G.Kittle pushed ob at TEN 8 for 24 yards (K.Elam; M.Harris).	P7
1-8-TEN 8	(13:47) B.Purdy pass incomplete short right to R.Pearsall.	
	PENALTY on TEN-M.Harris, Defensive Pass Interference, 7 yards, enforced at TEN 8 - No Play.	X8
1-1-TEN 1	(13:41) C.McCaffrey up the middle to TEN 1 for no gain (C.Gray).	
	** Injury Update: TEN-X.Woods return is Questionable.	
2-1-TEN 1	**(13:07) C.McCaffrey left guard for 1 yard, TOUCHDOWN.**	R9
	Penalty on TEN-J.Ward, Defensive Offside, declined.	
	E.Pineiro extra point is GOOD, Center-J.Weeks, Holder-T.Morstead.	

Timeout at 13:03.

TEN 3 SF 14, 7 plays, 70 yards, 1 penalty, 3:19 drive, 1:57 elapsed

E.Pineiro kicks 54 yards from SF 35 to TEN 11. C.Dike pushed ob at TEN 32 for 21 yards (J.Brown; G.Wallow).

Tennessee Titans at 13:03, (1st play from scrimmage 12:59)

1-10-TEN 32	(12:59) T.Pollard left guard to TEN 34 for 2 yards (C.Robinson; J.Pinnock).	
2-8-TEN 34	(12:20) (Shotgun) C.Ward pass short right to T.Pollard pushed ob at TEN 42 for 8 yards (C.Robinson).	P5
1-10-TEN 42	(11:36) (Shotgun) T.Pollard right guard to TEN 47 for 5 yards (C.Ferrell).	
2-5-TEN 47	(11:01) T.Pollard up the middle to SF 49 for 4 yards (M.Mustapha).	
3-1-SF 49	(10:24) K.Mullings right tackle to SF 46 for 3 yards (M.Mustapha; L.Gifford).	R6
1-10-SF 46	(9:42) C.Ward pass short right to T.Pollard pushed ob at SF 36 for 10 yards (D.Winters).	
	PENALTY on TEN-G.Helm, Offensive Offside, 5 yards, enforced at SF 46 - No Play.	
1-15-TEN 49	(9:20) (Shotgun) C.Ward pass short left to C.Okonkwo to SF 34 for 17 yards (R.Green; D.Winters).	P7
1-10-SF 34	(8:57) (No Huddle, Shotgun) C.Ward pass short right to C.Okonkwo to SF 24 for 10 yards (R.Beal; C.Robinson).	P8
1-10-SF 24	(8:15) T.Spears left tackle to SF 23 for 1 yard (K.Davis).	
	PENALTY on TEN-O.Udoh, Offensive Holding, 10 yards, enforced at SF 24 - No Play. *Penalty on TEN-G.Helm, Offensive Offside, declined.*	
1-20-SF 34	**(7:52) (Shotgun) C.Ward pass deep right to G.Helm for 34 yards, TOUCHDOWN.**	P9
	J.Slye extra point is GOOD, Center-M.Cox, Holder-J.Hekker.	

Timeout at 07:43.

TEN 10 SF 14, 8 plays, 68 yards, 5:20 drive, 7:17 elapsed

J.Slye kicks 65 yards from TEN 35 to end zone, Touchback to the SF 35.

San Francisco 49ers at 7:43

1-10-SF 35	(7:43) B.Purdy pass incomplete short right [J.Harrell].	
2-10-SF 35	(7:38) (Shotgun) B.Purdy sacked at SF 32 for -3 yards (J.Harrell).	
3-13-SF 32	(6:56) (Shotgun) B.Purdy pass short right to R.Pearsall to SF 46 for 14 yards (K.Elam).	P10
1-10-SF 46	(6:15) B.Robinson right guard to SF 49 for 3 yards (C.Gray; C.Barton).	
2-7-SF 49	(5:33) B.Purdy pass incomplete short middle to R.Pearsall.	
	PENALTY on TEN-D.Baker, Defensive Pass Interference, 9 yards, enforced at SF 49 - No Play.	X11
1-10-TEN 42	(5:29) B.Robinson left end to TEN 36 for 6 yards (K.Brooks; C.Gray).	
2-4-TEN 36	(4:50) B.Robinson up the middle to TEN 35 for 1 yard (C.Gray).	
3-3-TEN 35	(4:08) (Shotgun) B.Purdy scrambles left end to TEN 30 for 5 yards (D.Baker).	R12
1-10-TEN 30	(3:22) (Shotgun) B.Purdy pass short left to G.Kittle to TEN 23 for 7 yards (J.Harrell; C.Barton).	
2-3-TEN 23	(2:40) B.Robinson right tackle to TEN 24 for -1 yards (J.Simmons, C.Gray).	

Two-Minute Warning

3-4-TEN 24	(2:00) (Shotgun) B.Purdy pass short left to R.Pearsall to TEN 14 for 10 yards (M.Harris).	P13
1-10-TEN 14	(1:23) C.McCaffrey left tackle to TEN 15 for -1 yards (J.Simmons, T.Sweat).	
	Timeout #1 by TEN at 01:17.	
2-11-TEN 15	(1:17) (Shotgun) B.Purdy pass incomplete short right.	
3-11-TEN 15	(1:06) (Shotgun) B.Purdy pass incomplete short left to J.Jennings (A.Hooker).	
4-11-TEN 15	**(1:00) E.Pineiro 33 yard field goal is GOOD, Center-J.Weeks, Holder-T.Morstead.**	

Timeout at 00:56.

TEN 10 SF 17, 14 plays, 50 yards, 1 penalty, 6:47 drive, 14:04 elapsed

E.Pineiro kicks 58 yards from SF 35 to TEN 7, out of bounds.

PENALTY on SF-E.Pineiro, Kickoff Out of Bounds, placed at TEN 40.

Tennessee Titans at 0:56

1-10-TEN 40	(:56) (Shotgun) C.Ward pass short right to T.Spears pushed ob at TEN 42 for 2 yards (D.Lenoir; C.Ferrell). The Replay Official reviewed the runner was out of bounds ruling, and the play was Upheld. The ruling on the field stands.	
2-8-TEN 42	(:48) (Shotgun) C.Ward pass incomplete short middle to C.Okonkwo.	
3-8-TEN 42	(:44) (Shotgun) C.Ward pass short right to C.Okonkwo ran ob at TEN 48 for 6 yards [D.Winters].	
	PENALTY on SF-U.Stout, Defensive Holding, 5 yards, enforced at TEN 42 - No Play.	X10
1-10-TEN 47	(:36) (Shotgun) C.Ward pass short right to C.Okonkwo pushed ob at SF 47 for 6 yards (D.Winters).	
2-4-SF 47	(:32) (Shotgun) C.Ward pass incomplete deep right to V.Jefferson [C.Ferrell].	
3-4-SF 47	(:24) (Shotgun) T.Spears right guard to SF 40 for 7 yards (C.Ferrell).	R11
	Timeout #2 by TEN at 00:19.	
1-10-SF 40	(:19) (Shotgun) C.Ward pass incomplete deep left to V.Jefferson.	
2-10-SF 40	(:14) (Shotgun) C.Ward pass short left to C.Dike to SF 32 for 8 yards (C.Robinson).	
	Timeout #3 by TEN at 00:02.	
	Timeout #1 by SF at 00:02.	
3-2-SF 32	(:02) J.Slye 50 yard field goal is No Good, Wide Right, Center-M.Cox, Holder-J.Hekker.	

END OF QUARTER		**Time Poss**	**First Downs**				**Efficiencies**	
	Score		**R**	**P**	**X**	**T**	**3 Down**	**4 Down**
Tennessee Titans	**10**	**6:16**	**2**	**4**	**1**	**7**	**2/2**	**0/0**
San Francisco 49ers	**17**	**8:44**	**2**	**3**	**2**	**7**	**3/4**	**0/0**

Play By Play

Third Quarter

12/14/2025

SF elects to Receive, and TEN elects to defend the North goal.

** Injury Update: TEN-K.Winston is Out of the game.

** Injury Update: TEN-M.Brown is Out of the game.

** Injury Update: TEN-X.Woods is Out of the game.

** Injury Update: TEN-G.Helm return is Questionable.

J.Slye kicks 63 yards from TEN 35 to SF 2. B.Robinson to SF 33 for 31 yards (J.Bachie; K.Mullings).

San Francisco 49ers at 15:00, (1st play from scrimmage 14:53)

1-10-SF 33	(14:53) (Shotgun) B.Purdy pass short left to C.McCaffrey to SF 47 for 14 yards (M.Harris).	P14
1-10-SF 47	(14:19) (No Huddle) B.Purdy pass deep middle to R.Pearsall to TEN 15 for 38 yards (M.Harris).	P15
1-10-TEN 15	(13:42) (No Huddle) C.McCaffrey right tackle to TEN 13 for 2 yards (T.Sweat; C.Gray).	
2-8-TEN 13	**(13:00) (Shotgun) B.Purdy pass short right to J.Jennings for 13 yards, TOUCHDOWN.**	P16
	E.Pineiro extra point is GOOD, Center-J.Weeks, Holder-T.Morstead.	

Timeout at 12:54.

TEN 10 SF 24, 4 plays, 67 yards, 2:06 drive, 2:06 elapsed

E.Pineiro kicks 65 yards from SF 35 to end zone, Touchback to the TEN 35.

Tennessee Titans at 12:54

1-10-TEN 35	(12:54) T.Pollard up the middle to TEN 37 for 2 yards (C.West). ** Injury Update: TEN-G.Helm has returned to the game.	
2-8-TEN 37	(12:18) (Shotgun) C.Ward pass incomplete short right to V.Jefferson (C.Robinson).	
3-8-TEN 37	(12:13) (Shotgun) C.Ward pass short right to C.Dike to TEN 39 for 2 yards (U.Stout; M.Mustapha).	
4-6-TEN 39	(11:37) J.Hekker punts 56 yards to SF 5, Center-M.Cox, downed by TEN-M.Kinsey.	

Timeout at 11:24.

San Francisco 49ers at 11:24

1-10-SF 5	(11:24) C.McCaffrey left end to SF 6 for 1 yard (C.Barton; K.Brooks).	
2-9-SF 6	(10:42) (Shotgun) B.Purdy pass short middle to R.Pearsall to SF 20 for 14 yards (D.Baker).	P17
1-10-SF 20	(10:03) B.Purdy scrambles left end pushed ob at SF 46 for 26 yards (C.Barton).	R18
1-10-SF 46	(9:19) C.McCaffrey right end pushed ob at TEN 46 for 8 yards (K.Brooks).	
2-2-TEN 46	(8:42) B.Robinson up the middle to TEN 42 for 4 yards (C.Gray; J.Simmons).	R19
1-10-TEN 42	(8:02) B.Robinson left end to TEN 37 for 5 yards (C.Gray).	
	Timeout #1 by SF at 07:16.	
2-5-TEN 37	(7:16) C.McCaffrey up the middle to TEN 37 for no gain (S.Joseph).	
3-5-TEN 37	(6:32) C.McCaffrey up the middle to TEN 32 for 5 yards (C.Gray). Tennessee challenged the first down ruling, and the play was REVERSED. C.McCaffrey up the middle to TEN 33 for 4 yards (C.Gray).	
4-1-TEN 33	(6:17) B.Purdy up the middle to TEN 31 for 2 yards (T.Sweat; J.Simmons).	R20
1-10-TEN 31	(5:39) B.Purdy pass short right to G.Kittle to TEN 18 for 13 yards (K.Brooks) [S.Joseph].	P21
1-10-TEN 18	(4:58) C.McCaffrey up the middle to TEN 14 for 4 yards (J.Simmons).	
2-6-TEN 14	(4:18) B.Purdy pass short right to K.Juszczyk to TEN 7 for 7 yards (A.Hooker).	P22
1-7-TEN 7	(3:36) C.McCaffrey up the middle to TEN 3 for 4 yards (A.Hooker).	
2-3-TEN 3	(2:55) C.McCaffrey up the middle to TEN 1 for 2 yards (J.Ward).	
3-1-TEN 1	**(2:14) (Shotgun) B.Purdy pass short middle to G.Kittle for 1 yard, TOUCHDOWN.**	P23
	E.Pineiro extra point is GOOD, Center-J.Weeks, Holder-T.Morstead.	

Timeout at 02:10.

TEN 10 SF 31, 15 plays, 95 yards, 9:14 drive, 12:50 elapsed

E.Pineiro kicks 65 yards from SF 35 to end zone, Touchback to the TEN 35.
San Francisco challenged the touchback ruling, and the play was Upheld. The ruling on the field stands. (Timeout #2.)

Tennessee Titans at 2:10

1-10-TEN 35	(2:10) T.Pollard left end pushed ob at TEN 41 for 6 yards (R.Green).
2-4-TEN 41	(1:33) T.Pollard right end pushed ob at TEN 46 for 5 yards (M.Mustapha).
	PENALTY on TEN-J.Latham, Illegal Block Above the Waist, 11 yards, enforced at TEN 41 - No Play.
2-15-TEN 30	(1:05) (Shotgun) C.Ward pass incomplete deep left to V.Jefferson.
3-15-TEN 30	(1:00) (Shotgun) C.Ward pass short left to C.Okonkwo to TEN 30 for no gain (R.Green).
4-15-TEN 30	(:23) J.Hekker punts 44 yards to SF 26, Center-M.Cox. S.Moore to SF 44 for 18 yards (J.Bachie; J.Hekker).

Tennessee Titans vs San Francisco 49ers at Levi's Stadium

San Francisco 49ers at 0:11

1-10-SF 44 (:11) B.Robinson left tackle to SF 44 for no gain (K.Brooks; M.Harris).

END OF QUARTER		**Time Poss**	**First Downs**				**Efficiencies**	
	Score		**R**	**P**	**X**	**T**	**3 Down**	**4 Down**
Tennessee Titans	**10**	**3:29**	**0**	**0**	**0**	**0**	**0/2**	**0/0**
San Francisco 49ers	**31**	**11:31**	**3**	**7**	**0**	**10**	**1/2**	**1/1**

Play By Play

Fourth Quarter

12/14/2025

San Francisco 49ers continued.

2-10-SF 44	(15:00) (Shotgun) B.Purdy pass incomplete deep left to K.Bourne (M.Harris) [A.Key].	
3-10-SF 44	(14:54) (Shotgun) B.Purdy sacked at SF 35 for -9 yards (J.Simmons). FUMBLES (J.Simmons), RECOVERED by TEN-K.Elam at TEN 47. K.Elam to SF 44 for 9 yards (C.McCaffrey). The Replay Official reviewed the fumble ruling, and the play was Upheld. The ruling on the field stands. ** Injury Update: TEN-K.Zeitler return is Questionable.	

Tennessee Titans at 14:46

1-10-SF 44	(14:46) (Shotgun) C.Ward pass deep middle to V.Jefferson to SF 1 for 43 yards (M.Mustapha). TEN-V.Jefferson was injured during the play.	P12
1-1-SF 1	**(14:25) J.Simmons reported in as eligible. C.Ward pass short middle to J.Simmons for 1 yard, TOUCHDOWN.**	P13
	J.Slye extra point is GOOD, Center-M.Cox, Holder-J.Hekker.	

Timeout at 14:16.

TEN 17 SF 31, 2 plays, 44 yards, 0:30 drive, 0:44 elapsed

J.Slye kicks 50 yards from TEN 35 to SF 15, out of bounds.

PENALTY on TEN-J.Slye, Kickoff Out of Bounds, placed at SF 40.

San Francisco 49ers at 14:16

1-10-SF 40	(14:16) B.Purdy pass deep middle to J.Jennings to TEN 40 for 20 yards (D.Baker; K.Brooks).	P24
1-10-TEN 40	(13:33) B.Purdy scrambles right end ran ob at TEN 39 for 1 yard (D.Baker).	
2-9-TEN 39	*(12:45) PENALTY on SF, Delay of Game, 5 yards, enforced at TEN 39 - No Play.*	
2-14-TEN 44	(12:45) (Shotgun) C.McCaffrey up the middle to TEN 40 for 4 yards (S.Joseph; C.Gray).	
3-10-TEN 40	*(12:03) (Shotgun) PENALTY on SF-S.Burford, False Start, 5 yards, enforced at TEN 40 - No Play.*	
3-15-TEN 45	(12:03) (Shotgun) B.Purdy pass short left to G.Kittle to TEN 33 for 12 yards (A.Hooker).	
4-3-TEN 33	(11:22) E.Pineiro 51 yard field goal is No Good, Wide Right, Center-J.Weeks, Holder-T.Morstead.	
	PENALTY on TEN-J.Simmons, Unnecessary Roughness, 15 yards, enforced at TEN 33 - No Play.	X25
1-10-TEN 18	(11:19) C.McCaffrey right tackle to TEN 18 for no gain (T.Sweat).	
2-10-TEN 18	(10:41) (Shotgun) B.Purdy pass short left to J.Jennings to TEN 8 for 10 yards (D.Baker).	
	PENALTY on SF-D.Puni, Offensive Holding, 10 yards, enforced at TEN 18 - No Play.	
2-20-TEN 28	(10:12) (Shotgun) B.Purdy pass incomplete short middle to G.Kittle. TEN-C.Gray was injured during the play.	
3-20-TEN 28	(10:08) (Shotgun) C.McCaffrey up the middle to TEN 19 for 9 yards (J.Simmons; K.Brooks).	
4-11-TEN 19	**(9:32) E.Pineiro 37 yard field goal is GOOD, Center-J.Weeks, Holder-T.Morstead.**	
	** Injury Update: TEN-V.Jefferson return is Questionable.	

TEN 17 SF 34, 8 plays, 41 yards, 1 penalty, 4:48 drive, 5:32 elapsed

E.Pineiro kicks 52 yards from SF 35 to TEN 13. C.Dike to TEN 36 for 23 yards (R.Beal).

Tennessee Titans at 9:28, (1st play from scrimmage 9:23)

1-10-TEN 36	(9:23) (Shotgun) T.Pollard right end ran ob at SF 44 for 20 yards (J.Brown).	R14
1-10-SF 44	(8:48) (Shotgun) T.Pollard right tackle to SF 37 for 7 yards (C.Robinson).	
2-3-SF 37	(8:28) (No Huddle) C.Ward pass incomplete short right [K.White].	
3-3-SF 37	(8:18) (Shotgun) T.Spears right end pushed ob at SF 17 for 20 yards (D.Lenoir).	R15
1-10-SF 17	(7:42) (Shotgun) C.Ward pass incomplete short right to C.Dike.	
2-10-SF 17	(7:33) (Shotgun) C.Ward pass short left to C.Dike to SF 10 for 7 yards (M.Mustapha).	
3-3-SF 10	(6:55) (Shotgun) C.Ward pass short right to G.Helm to SF 8 for 2 yards (M.Mustapha).	
4-1-SF 8	(6:12) C.Ward up the middle to SF 6 for 2 yards (C.West).	R16
1-6-SF 6	(5:41) (Shotgun) C.Ward pass incomplete short right to C.Okonkwo.	
2-6-SF 6	**(5:37) (Shotgun) T.Pollard up the middle for 6 yards, TOUCHDOWN.**	R17
	J.Slye extra point is GOOD, Center-M.Cox, Holder-J.Hekker.	
	** Injury Update: TEN-C.Gray is Out of the game.	

TEN 24 SF 34, 10 plays, 64 yards, 3:55 drive, 9:27 elapsed

J.Slye kicks 65 yards from TEN 35 to end zone, Touchback to the SF 35.

San Francisco 49ers at 5:33

1-10-SF 35	(5:33) C.McCaffrey left tackle to SF 35 for no gain (J.Williams).
2-10-SF 35	(4:49) B.Purdy pass short right to G.Kittle to SF 34 for -1 yards (M.Harris, J.Ward).
	Timeout #1 by TEN at 04:42.

3-11-SF 34	(4:42) (Shotgun) B.Purdy pass short left to R.Pearsall to SF 46 for 12 yards (M.Harris).	P26
	Timeout #2 by TEN at 04:34.	
1-10-SF 46	(4:34) B.Purdy pass short middle to K.Bourne to TEN 43 for 11 yards (A.Hooker) [J.Simmons].	P27
	Timeout #3 by TEN at 04:22.	
1-10-TEN 43	(4:22) C.McCaffrey up the middle to TEN 37 for 6 yards (J.Williams).	
2-4-TEN 37	(3:40) C.McCaffrey right end to TEN 31 for 6 yards (J.Williams).	R28
1-10-TEN 31	(2:55) B.Robinson right guard to TEN 27 for 4 yards (T.Sweat).	
2-6-TEN 27	(2:10) B.Robinson right tackle to TEN 28 for -1 yards (J.Williams, A.Key).	
Two-Minute Warning		
3-7-TEN 28	(2:00) (Shotgun) B.Purdy pass short left to K.Bourne to TEN 22 for 6 yards (K.Brooks).	
	Timeout #3 by SF at 01:14.	
4-1-TEN 22	**(1:14) E.Pineiro 40 yard field goal is GOOD, Center-J.Weeks, Holder-T.Morstead.**	

TEN 24 SF 37, 10 plays, 43 yards, 4:23 drive, 13:50 elapsed

E.Pineiro kicks 65 yards from SF 35 to end zone, Touchback to the TEN 35.

Tennessee Titans at 1:10

1-10-TEN 35	(1:10) (Shotgun) T.Pollard right tackle to TEN 41 for 6 yards (C.Ferrell; C.Robinson).	
2-4-TEN 41	(:50) (No Huddle, Shotgun) C.Ward pass incomplete short right to J.Proche (K.Davis).	
3-4-TEN 41	(:46) (Shotgun) C.Ward pass short left to C.Dike to TEN 41 for no gain (U.Stout; C.Ferrell).	
4-4-TEN 41	(:16) (No Huddle, Shotgun) C.Ward pass short right to G.Helm to 50 for 9 yards (M.Mustapha).	P18

END OF QUARTER

	Score	Time Poss	First Downs R	P	X	T	Efficiencies 3 Down	4 Down
Tennessee Titans	**24**	**5:35**	**4**	**3**	**0**	**7**	**1/3**	**2/2**
San Francisco 49ers	**37**	**9:25**	**1**	**3**	**1**	**5**	**1/5**	**0/0**

Miscellaneous Statistics Report

Tennessee Titans vs San Francisco 49ers
12/14/2025 at Levi's Stadium

Ten Longest Plays for Tennessee Titans

Yards	Qtr	Play Start	Play Description
43	4	1-10-SF 44	(14:46) (Shotgun) C.Ward pass deep middle to V.Jefferson to SF 1 for 43 yards (M.Mustapha). TEN-V.Jefferson was injured during the play.
34	2	1-20-SF 34	(7:52) (Shotgun) C.Ward pass deep right to G.Helm for 34 yards, TOUCHDOWN.
22	1	1-10-SF 38	(5:39) T.Pollard left end pushed ob at SF 16 for 22 yards (M.Mustapha).
20	4	1-10-TEN 36	(9:23) (Shotgun) T.Pollard right end ran ob at SF 44 for 20 yards (J.Brown).
20	4	3-3-SF 37	(8:18) (Shotgun) T.Spears right end pushed ob at SF 17 for 20 yards (D.Lenoir).
17	1	1-10-TEN 45	(6:22) C.Ward pass short left to E.Ayomanor to SF 38 for 17 yards (R.Green; C.Robinson).
17	2	1-15-TEN 49	(9:20) (Shotgun) C.Ward pass short left to C.Okonkwo to SF 34 for 17 yards (R.Green; D.Winters).
10	2	1-10-SF 34	(8:57) (No Huddle, Shotgun) C.Ward pass short right to C.Okonkwo to SF 24 for 10 yards (R.Beal; C.Robinson).
9	4	4-4-TEN 41	(:16) (No Huddle, Shotgun) C.Ward pass short right to G.Helm to 50 for 9 yards (M.Mustapha).
8	1	1-10-TEN 30	(7:43) T.Pollard left end to TEN 38 for 8 yards (K.White; J.Pinnock).

Ten Longest Plays for San Francisco 49ers

Yards	Qtr	Play Start	Play Description
38	3	1-10-SF 47	(14:19) (No Huddle) B.Purdy pass deep middle to R.Pearsall to TEN 15 for 38 yards (M.Harris).
30	1	3-3-SF 37	(:39) (Shotgun) B.Purdy pass deep right to D.Robinson ran ob at TEN 33 for 30 yards.
26	3	1-10-SF 20	(10:03) B.Purdy scrambles left end pushed ob at SF 46 for 26 yards (C.Barton).
24	2	2-9-TEN 32	(14:27) (Shotgun) B.Purdy pass short left to G.Kittle pushed ob at TEN 8 for 24 yards (K.Elam; M.Harris).
23	1	1-10-SF 47	(12:55) (No Huddle) B.Purdy pass short left to G.Kittle to TEN 30 for 23 yards (A.Hooker).
20	4	1-10-SF 40	(14:16) B.Purdy pass deep middle to J.Jennings to TEN 40 for 20 yards (D.Baker; K.Brooks).
14	2	3-13-SF 32	(6:56) (Shotgun) B.Purdy pass short right to R.Pearsall to SF 46 for 14 yards (K.Elam).
14	3	1-10-SF 33	(14:53) (Shotgun) B.Purdy pass short left to C.McCaffrey to SF 47 for 14 yards (M.Harris).
14	3	2-9-SF 6	(10:42) (Shotgun) B.Purdy pass short middle to R.Pearsall to SF 20 for 14 yards (D.Baker).
13	3	2-8-TEN 13	(13:00) (Shotgun) B.Purdy pass short right to J.Jennings for 13 yards, TOUCHDOWN.

Touchdown Scoring Information		Offense	Defense	Special Teams
VISITOR	Tennessee Titans	3	0	0
HOME	San Francisco 49ers	4	0	0

Player Scoring Information

Club	Player	TD	Rush TD	Rec TD	KO TD	Punt TD	Int TD	Fum TD	Misc TD	FG	XP	2Pt Rush	2Pt Rec	Sfty	Points
TEN	T.Pollard	0	1	0	0	0	0	0	0	0	0	0	0	0	6
TEN	G.Helm	0	0	1	0	0	0	0	0	0	0	0	0	0	6
TEN	J.Simmons	0	0	1	0	0	0	0	0	0	0	0	0	0	6
TEN	J.Slye	0	0	0	0	0	0	0	0	1	3	0	0	0	6
SF	E.Pineiro	0	0	0	0	0	0	0	0	3	4	0	0	0	13
SF	J.Jennings	0	0	2	0	0	0	0	0	0	0	0	0	0	12
SF	C.McCaffrey	0	1	0	0	0	0	0	0	0	0	0	0	0	6
SF	G.Kittle	0	0	1	0	0	0	0	0	0	0	0	0	0	6

Possession Detail	First Half		Second Half		Game	
	Visitor	Home	Visitor	Home	Visitor	Home
Largest Lead	0	11	0	21	0	21
Drives Leading	0	2	0	5	0	7
Time of Possession Leading	0:00	10:06	0:00	20:56	0:00	31:02
Largest Deficit	-11	0	-21	0	-21	0
Drives Trailing	3	0	5	0	8	0
Time of Possession Trailing	12:42	0:00	9:04	0:00	21:46	0:00
Times Score Tied Up		0		0		0
Lead Changes		1		0		1

Playtime Percentage

Percent of playtime per player on offense, defense and special teams (Unofficial)

Tennessee Titans

		Offense		Defense		Special Teams	
J.Latham	T	53	100%			5	17%
O.Udoh	OL	53	100%			5	17%
P.Skoronski	OL	53	100%			5	17%
L.Cushenberry	C	53	100%				
C.Ward	QB	53	100%				
E.Ayomanor	WR	43	81%				
C.Dike	WR	37	70%			8	28%
K.Zeitler	G	37	70%			3	10%
V.Jefferson	WR	31	58%				
C.Okonkwo	TE	30	57%				
T.Pollard	RB	28	53%				
G.Helm	TE	26	49%			4	14%
T.Spears	RB	22	42%				
J.Proche	WR	20	38%			9	31%
C.Levin	C/G	16	30%			5	17%
D.Martin-Robinson	TE	13	25%			21	72%
B.Crenshaw-Dickson	T	10	19%			3	10%
K.Mullings	RB	2	4%			16	55%
J.Simmons	DT	1	2%	67	91%	8	28%
M.Kinsey	WR	1	2%			24	83%
J.Chestnut	RB	1	2%			16	55%
C.Barton	LB			74	100%		
A.Hooker	S			74	100%		
D.Baker	CB			72	97%	4	14%
M.Harris	CB			72	97%		
C.Gray	LB			64	86%	6	21%
K.Brooks	DB			56	76%	14	48%
J.Ward	LB			56	76%		
T.Sweat	NT			53	72%	8	28%
A.Key	LB			51	69%	8	28%
S.Joseph	DE			44	59%	8	28%
J.Harrell	LB			34	46%	8	28%
K.Elam	CB			24	32%	1	3%
J.Lynch	DL			23	31%		
K.Winston	S			13	18%		
J.Williams	LB			12	16%	24	83%
X.Woods	S			9	12%	1	3%
T.Jones	LB			8	11%	7	24%
C.Ravenell	DL			8	11%		
D.Mausi	LB					24	83%
M.Robinson	CB					24	83%
J.Bachie	LB					18	62%
J.Slye	K					10	34%
M.Cox	LS					8	28%
J.Hekker	P					8	28%

San Francisco 49ers

		Offense		Defense		Special Teams	
C.McKivitz	OL	74	100%			8	28%
D.Puni	OL	74	100%			8	28%
B.Purdy	QB	74	100%				
J.Brendel	OL	74	100%				
T.Williams	T	74	100%				
G.Kittle	TE	71	96%				
S.Burford	OL	65	88%			8	28%
C.McCaffrey	RB	62	84%				
J.Jennings	WR	60	81%				
K.Juszczyk	FB	46	62%				
R.Pearsall	WR	43	58%				
K.Bourne	WR	33	45%				
D.Robinson	WR	23	31%				
L.Farrell	TE	18	24%			21	72%
B.Robinson	RB	12	16%			5	17%
C.Colby	OL	9	12%			8	28%
J.Tonges	TE	2	3%			13	45%
J.Brown	S			53	100%	8	28%
C.Robinson	LB			53	100%	5	17%
D.Lenoir	DB			53	100%		
D.Winters	LB			53	100%		
M.Mustapha	S			53	100%		
R.Green	CB			52	98%		
C.Ferrell	DL			39	74%		
K.White	DL			38	72%	5	17%
U.Stout	CB			37	70%	1	3%
A.Collins	DL			32	60%	5	17%
B.Huff	DL			31	58%		
K.Davis	DL			30	57%	5	17%
K.Givens	DL			18	34%		
C.West	DL			14	26%	5	17%
J.Pinnock	S			13	25%	3	10%
R.Beal	DL			11	21%	21	72%
L.Gifford	LB			3	6%	21	72%
M.Sigle	S					21	72%
D.Luter	CB					21	72%
S.Neal	DB					21	72%
E.Pineiro	K					16	55%
J.Graham	LB					16	55%
G.Wallow	LB					16	55%
C.Lucas	CB					15	52%
A.Pleasants	OL					8	28%
J.Weeks	LS					8	28%
M.Hennessy	OL					8	28%

J.Slater	G	5	17%	T.Morstead	P	8	28%
M.Brown	S	1	3%	S.Moore	WR	8	28%
				I.Guerendo	RB	3	10%

TENNESSEE TITANS

LAST WEEK'S GAME CLIPS

SIX THINGS THAT STOOD OUT FOR THE TITANS IN SUNDAY' LOSS TO THE 49ERS

BY JIM WYATT
TENNESSEETITANS.COM
DECEMBER 14, 2025

SANTA CLARA, Calif. – The Titans lost 37-24 to the 49ers here at Levi's Stadium on Sunday.

Senior Writer and Editor By Jim Wyatt
TennesseeTitans.com takes a look at six things that stood out from the contest:

Bad Starts to Each Half

The Titans stumbled out of the starting gate in the first half, and it happened again at the start of the second half. It's just one of the reasons the game turned out like it did. The Titans went three-and-out on their opening possession, and when the 49ers got the ball, they drove 70 yards for a touchdown to make it 7-0. After Titans kicker Joey Slye misfired on a field goal on the final play of the first half, the 49ers scored a touchdown in just four plays to start the second half to stretch their lead from 17-10 to 24-10. Those two touchdowns ended up being the final margin in this one.

Defense Struggled

Let's face it, the Titans didn't put up much defense here on Sunday. The 49ers scored on their first five possessions, and on seven of their eight possessions in the contest, including four touchdowns. 49ers punter Thomas Morstead didn't punt in the game. In their eight possessions, the 49ers racked up 430 yards and 28 first downs, and they were 9-of-15 (60 percent) on third down. There were some costly missed tackles. Players on offense were nice enough to make excuses for Titans defenders, saying they hurt the cause with so many three-and-outs. Both can be true, of course, but it's also OK to admit this wasn't a banner day for the defense.

Big Jeff's TD Catch, and Forced Fumble

Titans defensive tackle Jeffery Simmons once again was a force to be reckoned with. And on Sunday, Simmons made plays on both sides of the football. Early in the fourth quarter, Simmons surged into the backfield and knocked the ball out of 49ers quarterback Brock Purdy's right hand. It was ruled a fumble, and the Titans recovered it. Moments later, Simmons was on the receiving end of a one-yard touchdown toss from quarterback Cam Ward. Simmons became the NFL's first player since J.J. Watt in 2014 with a strip-sack and touchdown reception in the same game.

Injuries

The Titans were without left tackle Dan Moore Jr, who was sidelined with a neck injury. On Sunday, the injuries came at a fast and furious pace, and it impacted the team's play. The Titans were hit especially hard at the safety position, where Xavier Woods (hamstring), Kevin Winston Jr. (hamstring) and Mike Brown (ankle) all left early and did not return. Also during the game, guard Kevin Zeitler (groin), linebacker Cedric Gray (concussion), receiver Van Jefferson (back) and tight end Gunnar Helm (toe) left with injuries. Zeitler and Gray did not return. It made an already difficult day even more challenging.

Cam's Day

Titans quarterback Cam Ward threw two touchdown passes for the second game in a row as he completed 18-of-29 passes for 170 yards, with a 101.2 rating. Ward threw a great pass to tight end Gunnar Helm for a 34-yard touchdown, and he was patient in finding Simmons for his touchdown. On the play preceding the Simmons touchdown, Ward connected with receiver Van Jefferson for a 43-yard catch. But Ward got away with a few throws, and he was also victimized by a really bad drop by receiver Chimere Dike.

Pollard Reaches 100

In Cleveland, Titans running back Tony Pollard racked up 161 yards in a win. On Sunday, Pollard reached the 100-yard mark for the second game in a row. Only this time, Pollard's 104 yards on 14 carries wasn't enough on a day when the Titans were playing catch-up all day. Pollard's six-yard touchdown late cut San Francisco's lead to 10 points with just over five minutes remaining, but on Sunday, the Titans needed more across the board.

# # #

TITANS FALL 37-24 TO 49ERS, DROP TO 2-12

BY JIM WYATT
TENNESSEETITANS.COM
DECEMBER 14, 2025

SANTA CLARA, Calif. – In pregame, and during the early stages of Sunday's Titans-49ers game, a heavy fog hovered over Levi's Stadium.

In time, the fog subsided, and there were sunny skies above.

But on this day, things never really brightened up until it was too late for the Titans, who lost 37-24 to the 49ers.

The team showed some bright spots in a competitive first half, but that evaporated in the final 30 minutes of the game, when the offense sputtered, and the defense couldn't get stops.

"The slow starts in both halves (hurt us)," Titans interim coach Mike McCoy said. "This is a really good football team, San Francisco. They are well coached, they execute at a very high level.

"We didn't make enough plays for four quarters, and we didn't slow them down."

The Titans did have a few shining moments in the second half: Defensive tackle Jeffery Simmons caught a touchdown pass in the fourth quarter, and running back Tony Pollard capped a long drive off with a touchdown run.

Titans quarterback Cam Ward completed 18-of-29 passes for 170 yards and two touchdowns in the contest.

Pollard finished the day with 104 yards and a touchdown on 14 carries.

But the Titans allowed the 49ers to rack up 430 yards of offense and 28 first downs, and they couldn't get off the field on third down.

With the loss, the Titans fell to 2-12 on the season.

"They had a bye week, so they had two weeks to prepare for us," edge Arden Key said, "and it showed."

It wasn't a great start for the Titans, and they ended up playing catch-up all day.

After a three-and-out on offense, the Titans allowed the 49ers to drive 70 yards on their first possession, with quarterback Brock Purdy connecting with Jauan Jennings for a four-yard touchdown to make it 7-0.

After the Titans cut the lead to 7-3 on a 25-yard field goal by kicker Joey Slye, the 49ers put together another 70-yard scoring drive and capped it off with a one-yard touchdown run by Christian McCaffrey to make it 14-3.

The Titans showed some spunk early. Midway through the second quarter, Ward connected with tight end Gunnar Helm for a 34-yard touchdown pass to make it 14-10. Helm's catch capped an eight-play, 68-yard drive that included a pair of first down completions to tight end Chig Okonkwo.

A 33-yard field goal by 49ers kicker Eddy Piniero made it 17-10.

Titans kicker Joey Slye misfired on a 50-yarder on the final play of the first half, and things took a bad turn at the start of the second half.

The 49ers then scored on their first possession of the second half, this time on a 13-yard touchdown pass from Purdy to Jennings, to make it 24-10.

The 49ers stretched the lead to 31-10 late in the third quarter on a one-yard touchdown pass from Purdy to tight end George Kittle.

In the fourth quarter, Simmons made big plays on offense and defense.

It was Simmons who knocked the ball out of Purdy's right hand for a forced fumble that was recovered by cornerback Kaiir Elam.

After a 47-yard pass from Ward to receiver Van Jefferson put the Titans at the San Francisco one-yard line, Simmons had a moment to shine on offense.

Simmons got behind the defense after Ward scrambled, and he caught a one-yard touchdown pass to make the score 31-17 with 14:16 left in the contest.

Another Piniero field goal, this one from 37 yards, made it 34-17 with 9:28 left.

Pollard's touchdown with just over five minutes left made it 34-24 before another Piniero field goal accounted for the final margin.

The Titans return to action next Sunday at Nissan Stadium against the Kansas City Chiefs, who will be without quarterback Patrick Mahomes, who suffered a torn ACL in Sunday's game against the Chargers.

"It is sad," Ward said of Mahomes. "I know God has a plan for him, and (I'm) sending prayers his way."

# # #

TITANS' LOSING WAYS RETURN AS CAM WARD CAN'T KEEP UP WITH HIGH-FLYING 49ERS

BY NICK SUSS
NASHVILLE TENNESSEAN
DECEMBER 14, 2025

SANTA CLARA, CA — Few things in the NFL can be counted on as reliably as the Tennessee Titans' streak of losing a week after they've won.

The Titans played the San Francisco 49ers close for a half before collapsing in the third quarter en route to a 37-24 loss at Levi's Stadium. One week after beating Cleveland, the Titans (2-12) were back to their old ways. The offense went three-and-out three times and the defense allowed San Francisco to score on its first five series and possess the ball for more than 37 minutes.

The Titans' streak of failing to win consecutive games dates to November 2022. It has been 55 games — more than three full seasons — since they have strung together back-to-back wins.

Rookie quarterback Cam Ward played an up-and-down game where his deep ball looked as good as it has all year, but he struggled to keep the chains moving on a drive-to-drive basis. He finished 18-for-29 passing with 170 yards and two touchdowns, including a 34-yard touchdown pass and a 43-yard completion to set up a 1-yard score.

Cam Ward stats: Breaking down Titans QB, offense

Tony Pollard and the rushing attack had another good day, with Pollard running for 104 yards and a touchdown on 14 carries, just a week after his first 100-yard game of 2025. But the Titans played from behind for most of the game, making it difficult to lean on Pollard and the run game in the same way.

The Titans' back-to-back three-and-outs to start the second half, across which Ward passed for only 2 yards, started the snowball effect. Take away the stalled drives, though, and it's not as if Ward played poorly throughout. He found open receivers. He scrambled well. He was hurt by drops. Essentially, he made up for his weaker series with big plays that made stronger series possible, particularly the touchdown to tight end Gunnar Helm, which required squeezing the ball into a tight window on the sideline with defenders converging.

Backpedaling defense

Quarterback Brock Purdy had the 49ers' offense running efficiently and methodically against a Titans defense that eventually started to look like a shell of its intended self. Purdy threw for 295 yards and three touchdowns with a passer rating of 140.3. The Niners began the game by converting their first seven third-down attempts.

Even on a day where star running back Christian McCaffrey didn't put up huge numbers, the 49ers controlled and drained the game with long, intentional drives, including three scoring drives that spanned more than six minutes. It didn't hurt San Francisco that the Titans lost three safeties to injury in this game, further limiting an already thin secondary that was playing without Jalyn Armour-Davis, not to mention L'Jarius Sneed, Roger McCreary and Jarvis Brownlee Jr.

Jeffery Simmons' eventful day

Jeffery Simmons continued his All-Pro caliber season with seven tackles, two TFLs, a sack and a forced fumble. But that tells only half of his stat line. His strip sack came on a play where he poked the ball out from behind Purdy and gave the Titans possession across midfield, setting up Ward's 43-yard completion to Van Jefferson.

One play later, Simmons checked in as a fullback and ran a route into the flats, changing direction several times before settling in the middle of the end zone, where Ward found him for a 1-yard touchdown, the second of Simmons' career.

On the ensuing drive, he was flagged for a 15-yard personal foul penalty on what would've been a missed 49ers field goal, extending the drive and giving San Francisco three free points a few minutes later when it tried its next kick.

Stat watch: Cedric Gray edition

Cedric Gray, the Titans' standout second-year linebacker, compiled 16 more tackles. This is his fourth game of the season with 15 or more tackles. No other player in franchise history has more than two in a career, let alone in the same season.

This performance brought Gray's season total for tackles to 144. The franchise record for tackles in a season is 163, set by Azeez Al-Shaair in 2023, and well within reach with three games to go. That said, Gray exited the game early in the fourth quarter and headed into the blue medical tent after a hard collision with tight end George Kittle.

What's next?

The Titans return home for a matchup against the Kansas City Chiefs (6-8). Kickoff is scheduled for noon CT at Nissan Stadium, and the game will be televised on CBS.

# # #

THE TITANS HAD ENOUGH OFFENSE TO COMPETE. THE DEFENSE WOULDN'T ALLOW IT

BY PAUL KUHARSKY
PAULKUHARSKY.COM
DECEMBER 14, 2025

SANTA CLARA, Calif. – So the Titans came across the country and lost their 12th game, a 37-24 decision to the 49ers.

They didn't sustain what they did the week before in Cleveland when they got complimentary play in a win.

But they did find points again, enough to make for a two-week total of 55, the most since they scored 75 in consecutive losses on Dec. 8 and 15 of 2024 in losses to the Bengals and at Indianapolis.

This loss was on the defense, which gave 49ers punter Thomas Morestead a day off, allowing the 49ers to score on eight of nine possessions.

"We've got to adjust," a frustrated Arden Key said. "Shit, we don't adjust enough over here. We don't adjust. That's what it is. We don't adjust. X and Os, we don't adjust. We all need to do better on that."

Along the way, the Titans lost three key defenders -- nickel Kevin Winston, safety Xavier Woods and inside linebacker Cedric Gray, as well as special teamer and backup safety Mike Brown, leaving Brock Purdy with fewer looks to beat and more space to operate. (The offense lost Van Jefferson after his early fourth-quarter 43-yard catch.)

Kendell Brooks and Kaiir Elam then had to play in the secondary, moving Amani Hooker and Marcus Harris around.

Purdy was already having an easy enough time. He hit 23 of 30 for 295 yards and three TDs for a 140.3 passer rating. At times, he was simply surgical.

George Kittle caught eight of nine passes thrown his direction, and Rickey Pearsall six of seven.

The Titans' offense found five plays of 20 yards or more. They scored on four of nine possessions.

They've had many worse days on offense in a miserable season and they did it against a defense that allows 20.9 points a game, 13.7 in its previous three, and a defensive coordinator in Robert Saleh who may be a candidate to be their next head coach.

They didn't let a team that doesn't sack the quarterback sack their quarterback. Against the 11th-best run defense in the league, they ran for 136 yards and 6.8 yards a carry, though the 49ers weren't really worried about yielding them later on with a big lead.

And after 12 games without two scoring passes, Cam Ward threw two for the second game in a row, also posting his first triple-digit passer rating, a season-best 101.2 based on 18 of 29 passing for 170 yards with no picks.

His trademark scramble to the right, throwback to the middle came to Jeffery Simmons, who caught his first career TD to go with a sack, a tackle for loss and a forced fumble.

Yes, some of Ward's better production came late with the game out of hand. But a team in this state will take it. It didn't change the outcome, but it mattered.

Ward missed an open Chim Dike badly on what should have been a 40-yard touchdown up the left side with 19 seconds left in the first half. He put the ball too far outside his shoulder.

Then the Titans had a 50-yard field goal chance before the halftime horn that could have cut it to a 17-13 49ers' lead and came out the flattest it was all game, allowing a four-play TD march by San Francisco to open the second half that got it to 24-10.

And things went badly from there.

But let's not kid anyone, beating Cleveland and standing toe-to-toe in the second half with the playoff-bound 49ers are two completely different tasks.

So take some signs.

The offensive line was good again – With Dan Moore missing from the starting lineup with a neck injury and Kevin Zeitler being removed in the fourth quarter (groin) against lesser competition from a lesser defensive front, protecting Ward and finding rushing yards.

It's two whole games, but maybe the start of something resembling an identity.

"I think the points have shown that," Peter Skoronski said. "Obviously, it's a losing effort, but to have two of our highest totals of the year in back-to-back weeks, I think that starts with the running game and how we've been able to execute there.

"We've got to find ways to be as efficient as possible where we are staying on the field and continuing drives and scoring touchdowns. In the red zone. But yeah, I think it starts with that and what we've done better."

# # #

TITANS' JEFFERY SIMMONS RECORDS A SACK, FORCED FUMBLE AND A TD CATCH IN LOSS TO 49ERS

BY JOSH DUBOW
ASSOCIATED PRESS
DECEMBER 14, 2025

SANTA CLARA, Calif. (AP) — Jeffery Simmons took over the game for the Tennessee Titans in one three-play stretch in the opening minute of the fourth quarter.

What went on in the other 59 minutes of San Francisco's 37-24 win over Tennessee on Sunday made that impressive period a footnote to yet another loss for the Titans.

Simmons put together the sixth game on record with at least one sack, a forced fumble and a touchdown catch as the do-everything defensive tackle showed off his wide array of skills.

"You just absolutely love the way Jeff plays, the way he leads, you do love everything about him," interim coach Mike McCoy said. "You can see him catch that ball, I mean, those are natural hands. And that was pretty sweet. He's caught a couple of balls like that in practice. What a great effort by everyone to get that touchdown."

The stretch started when Simmons beat a one-on-one block and hit Brock Purdy just before he was attempting a pass. The ball got knocked loose and Kaiir Elam recovered it.

Simmons was credited with his career-high ninth sack of the season on the play and his second forced fumble.

"This year, I try to take every play like I'm going to get a one-on-one," he said. "Finally got it and made a hell of a play on the ball. I was excited to get my career high today and hopefully we can keep stacking. Every time I step on the field, I want to be that player that can go make that play. I want to be the player that can cause and create sacks and whatever it may be, be disruptive.

"I think that's my calling is to play on the other side of the line of scrimmage."

Simmons showed he can be more than just a dominant defensive player after Cam Ward connected with Van Jefferson on a deep strike to the 1 on the next play.

Simmons then entered the game on offense and got loose in the back of the end zone after Ward scrambled for about 6 seconds and the D-lineman caught his second career TD pass.

Simmons said he never got the ball in practice on that play when he goes out in the flat, but the scramble allowed him to improvise and it led to the touchdown.

"He probably throws the ball, which is dangerous, across his body more than any quarterback in the league," Simmons said. "I'm like, 'I'm going to go the opposite way. I know Cam can make that throw.' When I saw him release it, I said, 'Just don't drop this ball.' That's all the was going through my mind right there. Do not drop this ball. And he made a hell of a throw across his body. That's Cam. Cam can do that, and it looked like effortless.

"I was happy to be able to catch that."

The last time a player had a sack, a forced fumble and a TD catch in the same game came in 2014 when J.J. Watt did it twice for Houston. The only other players to pull that off since sacks became official were Mike Vrabel (2007), Jared Allen (2017) and Barry Krauss (1982).

# # #

TENNESSEE TITANS

UPDATED BIOS

10 BRANDON ALLEN

QUARTERBACK • 6'2" • 209 LBS
COLLEGE: ARKANSAS • ACQUIRED: UNRESTRICTED FREE AGENT (SF) - 2025
NFL EXPERIENCE (NFL/TITANS): 9/1 • HOMETOWN: FAYETTEVILLE, ARK.
GAMES PLAYED/GAMES STARTED: 18/10 (PLAYOFFS: 0/0)

PRO: The Titans signed Brandon Allen as a free agent during the 2025 offseason to bring experience to the quarterback room. The 6-foot-2-inch quarterback has appeared in 18 games with 10 starts in his NFL career. He spent the last two seasons with the San Francisco 49ers where he saw action in three games with one start. Allen's most extensive action came in 2020 when he started five games for the Cincinnati Bengals. The Fayetteville, Ark., native has completed 166 of 293 passes for 1,810 yards and 11 touchdowns in nine seasons. Allen has also spent time with the Jacksonville Jaguars (2017-18), L.A. Rams (2017-18) and Denver Broncos (2019).

CAREER HIGHLIGHTS:
• Allen won his first career start against Cleveland on Nov. 3, 2019 by posting a passer rating of 125.6. He completed 12 of his 20 passes for 193 yards and two scores, including a 75-yard touchdown to tight end Noah Fant.
• On Dec. 27, 2020 on the road in Houston, Allen notched his second win as a starter. Allen began the game with seven consecutive completions and finished with a career-best 371 yards with two touchdowns in the 37-31 victory.

TITANS TIDBITS:
• Allen has been coached by Brian Callahan before when the Titans head coach served as the Cincinnati Bengals offensive coordinator while Allen played there from 2020-22. Allen started five games during the 2020 season after the Bengals' Joe Burrow suffered a season-ending injury. "I don't think people have enough respect for what Brandon Allen is," Callahan told Titans.com upon Allen's signing with the team. "Ultimately, Brandon has played 10 years for a reason."
• The tie between the Allen family and the University of Arkansas runs very deep. Allen's father, Bobby, spent over 20 years at the school as a position coach for the defensive line, linebackers, cornerbacks and free safeties and served as the team's defensive coordinator in 1998 and 2000. Allen's younger brother, Austin, led the SEC with 3,340 passing yards to go with 25 touchdown passes in 2016.
• In 2014, Arkansas super fan Canaan Sandy was able to score a touchdown during the Razorbacks' spring game when Allen handed him the ball and he ran for a 50-yard touchdown in front of fans. Sandy is a dedicated fan with special needs and formed a relationship with Allen among other Arkansas players and staff through his commitment to attending many of the school's athletic events.

CAREER TRANSACTIONS:
• The Fayetteville, Ark., native was selected by the Jacksonville Jaguars in the sixth round (201st overall) of the 2016 NFL Draft.
• Waived by the Jaguars on Sept. 3, 2017.
• Claimed off waivers by the L.A. Rams on Sept. 4, 2017.
• Released by the Rams on Sept. 18, 2018 and signed to the team's practice squad two days later.
• Waived by the Rams on Aug. 30, 2019.
• Claimed off waivers by the Denver Broncos on Sept. 1, 2019.
• Signed by the Cincinnati Bengals as a free agent on Aug. 1, 2020.
• Released by the Bengals on Sept. 5, 2020 and signed to the team's practice squad a day later.
• Signed by the Bengals to the active roster from the team's practice squad on Nov. 23, 2020.
• Released by the Bengals on Aug. 31, 2022.
• Signed by the Bengals on Sept. 2, 2022.
• Signed by the San Francisco 49ers as an unrestricted free agent on May 8, 2023.
• Signed by the Titans as an unrestricted free agent on March 13, 2025.

SEASON RECAPS:
2025 (0/0 - Tennessee):
• At Denver (9/7), did not play as the backup quarterback.
• Against L.A. Rams (9/14), did not play as the backup quarterback.
• Against Indianapolis (9/21), did not play as the backup quarterback.
• At Houston (9/28), did not play as the backup quarterback.
• At Arizona (10/5), did not play as the backup quarterback.
• At Las Vegas (10/12), did not play as the backup quarterback.
• Against New England (10/19), did not play as the backup quarterback.
• At Indianapolis (10/26), did not play as the backup quarterback.
• Against L.A. Chargers (11/2), did not play as the backup quarterback.
• Against Houston (11/16), did not play as the backup quarterback.
• Against Seattle (11/23), did not play as the backup quarterback.
• Against Jacksonville (11/30), did not play as the backup quarterback.
• At Cleveland (12/7), did not play as the backup quarterback.
• At San Francisco (12/14), did not play as the backup quarterback.

2024 (3/1 - San Francisco): Played in three games with one start. Completed 17 of 30 passes for 199 yards, one touchdown and two interceptions. Was inactive for two games. Did not play as the backup quarterback in 12 games.
• At Green Bay (11/24), made his first start of the season and completed 17 of 29 passes for 199 yards with a touchdown and an interception.

2023 (0/0 - San Francisco): Was inactive for the first 16 games before being activated for the seaon finale against the L.A. Rams (1/7/24) when he did not play at the backup quarterback.

2022 (1/0 - Cincinnati): Saw action in one game at Carolina (11/6). Did not play as the backup quarterback in 15 games.
• Against Carolina (11/6), finished the game at quarterback, completing three passes for 22 yards.

2021 (6/1 - Cincinnati): Was active for all 17 games and appeared in six games with one start. Completed 17 of 34 passes for 149 yards and two touchdowns. Did not play as the backup quarterback in 11 games.
• At Cleveland (1/9), started his first game of the season. Completed 15 of 29 passes for 136 yards and a touchdown.

2020 (5/5 - Cincinnati): Started five games for the Bengals after Joe Burrow suffered a season-ending injury. Completed 90 of 142 passes for 925 yards and four touchdowns. Set career highs with 29 completions and 371 yards in a win at Houston on Dec. 27. Spent the first 10 weeks of the season on the team's practice squad and was inactive against the Steelers (12/21).
• Against N.Y. Giants (11/29), completed 17 of 29 passes for 136 yards, one touchdown and one interception.
• At Miami (12/6), completed 11 of 19 passes for 153 yards, one touchdown and one interception. Connected with Tyler Boyd on a 72-yard touchdown.
• Against Dallas (12/13), competed 27 of 36 passes for 217 yards and a touchdown.
• At Houston (12/27), attempted 37 passes with a career-high 29

completions for 371 yards and two touchdowns in the 37-31 victory.

2019 (3/3 - Denver): Started all three games he appeared in and completed 39 of 84 passes for 515 yards, three touchdowns and two interceptions. Did not play as the backup quarterback in 13 games.
• Against Cleveland (11/3), made his NFL debut. Completed 12 of 20 passes for 193 yards and two touchdowns. A 75-yard touchdown pass to Noah Fant established a new career-long completion.
• At Minnesota (11/17), completed 17 of 39 passes for 240 yards and one touchdown.

2018 (0/0 - L.A. Rams): Was inactive for the first two games of the season before spending the rest of the season on the Rams' practice squad.

2017 (0/0 - L.A. Rams): Was inactive for every game of the season before being placed on injured reserve on Dec. 20.

2016 (0/0 - Jacksonville): Was inactive for every game of his rookie season.

COLLEGE:
• Appeared in 42 games with 38 starts in five seasons (2011-15) at Arkansas. Set the school record with 64 career touchdown passes, while completing 583 passes on 1,016 attempts, both of which ranked second in program history. Threw for 7,463 yards in his career on 57.4 completion percentage, the third-highest rate in school annals.
• As a senior (2015), started all 13 games for the Razorbacks and completed 224 of 344 pass attempts for 3,440 yards and 30 touchdowns. Added 54 rushes for 116 yards and a score. Made his 34th consecutive start at quarterback, the longest streak for an Arkansas quarterback since joining the Southeastern Conference in 1992. Led the SEC in passer rating (166.5), yards per attempt (9.3) and touchdowns against conference opponents (21).
• As a junior (2014), started all 13 games and completed 190 of 339 pass attempts for 2,285 yards and 20 touchdowns. Also had two rushing touchdowns. His five interceptions tied for the fewest interceptions thrown by an FBS quarterback that started every game. Earned Advocare V100 Texas Bowl MVP honors after throwing for 160 yards and two touchdowns against Texas in the season finale on Dec. 29. Named to the SEC Fall Academic Honor Roll for third consecutive year.
• As a sophomore (2013), appeared in and started 11 games. Finished his first season as a starter with 1,552 yards and 13 touchdowns on 128-of-258 pass completions. Named to the SEC Fall Academic Honor Roll.
• As a redshirt freshman (2012), appeared in five games with one start. Completed 21 of 49 pass attempts for 186 yards and one score. Made his first start against Alabama on Sept. 15 and finished with 60 yards passing. Named to the SEC Fall Academic Honor Roll.
• As a true freshman (2011), did not appear in any games and redshirted.
• Graduated from Arkansas in 2014 with a degree in recreation and sport management.

PERSONAL:
• Attended Fayetteville (Ark.) High School where he was rated as the No. 5 pro-style quarterback in the nation by Rivals.com and the No. 3 prosepct in the state of Arkansas by HawgSports.com. Threw for over 10,000 yards in three high school seasons. Coached by Daryl Patton.
• As a senior (2010), led his school to the Class 7A state title game by throwing for 3,408 yards, 38 touchdowns and not throwing an interception all season.
• Was named NWA Media's Big Six Football Player of the Year and was selected to Associated Press' Arkansas Super Team as a senior.
• As a junior (2009), threw for 3,990 yards and 41 touchdowns while leading his team to a state runner-up finish.
• Son of Bobby and Marcela Allen.
• Has three siblings, Austin, Christian and Daniela.
• Follow Allen on Instagram at @Brandonallen_10.
• Born Brandon Allen on Sept. 5, 1992 in Fayetteville, Ark.

BRANDON ALLEN'S GAME-BY-GAME

2019 Denver Broncos					PASSING											RUSHING					COMBINED	RUSH + PASS
Date		Opp	W/L	P/S	Att	Cmp	Pct	Yds	Yds/Att	TD	Int	Lg	Sk	Lst	Rating	Att	Yds	Avg	Lg	TD	Yards	Touchdowns
Sept 9	@	Oak	L	DNP																		
Sept 15		Chi	L	DNP																		
Sept 22	@	GB	L	DNP																		
Sept 29		Jax	L	DNP																		
Oct 6	@	LAC	W	DNP																		
Oct 13		Ten	W	DNP																		
Oct 17		KC	L	DNP																		
Oct 27	@	IND	W	DNP																		
Nov 3		Cle	W	S	20	12	60.0	193	9.7	2	0	75t	3	18	126.6	5	13	2.6	11	0	206	21,75
Nov 17	@	Min	L	S	39	17	43.6	240	6.2	1	1	48	2	8	61.9	3	18	6.0	11	0	258	3
Nov 24	@	Buf	L	S	25	10	40.0	82	3.3	0	1	27	4	33	32.4	2	8	4.0	7	0	90	
Dec 1		LAC	W	DNP																		
Dec 8	@	HST	W	DNP																		
Dec 15	@	KC	L	DNP																		
Dec 22		Det	W	DNP																		
Dec 29		Oak	W	DNP																		
Totals			**7-9**	**3/3**	**84**	**39**	**46.4**	**515**	**6.1**	**3**	**2**	**75t**	**9**	**59**	**68.3**	**10**	**39**	**3.9**	**11**	**0**	**554**	

BRANDON ALLEN'S GAME-BY-GAME CONT.

2020 Cincinnati Bengals					PASSING											RUSHING					COMBINED	RUSH + PASS
Date		Opp	W/L	P/S	Att	Cmp	Pct	Yds	Yds/Att	TD	Int	Lg	Sk	Lst	Rating	Att	Yds	Avg	Lg	TD	Yards	Touchdowns
Sep 13		LAC	L	PS																		
Sep 17	@	Cle	L	PS																		
Sep 27	@	Phi	T	PS																		
Oct 4		Jax	W	PS																		
Oct 11	@	Bal	L	PS																		
Oct 18	@	Ind	L	PS																		
Oct 25		Cle	L	PS																		
Nov 1		Ten	W	PS																		
Nov 15	@	Pit	L	PS																		
Nov 22	@	Was	L	PS																		
Nov 29		NYG	L	S	29	17	58.6	136	4.7	1	1	18	2	21	67.6	4	7	1.8	4	0	143	1
Dec 6	@	Mia	L	S	19	11	57.9	153	5.3	1	1	72t	5	30	79.5	2	3	1.5	2	0	156	72
Dec 13		Dal	L	S	36	27	75.0	217	6.0	1	0	21	0	0	99.0	4	12	3.0	4	0	229	5
Dec 21		Pit	W	IA																		
Dec 27	@	Hst	W	S	37	29	78.4	371	10.0	2	0	42	0	0	126.5	2	3	1.5	4	0	374	8, 20
Jan 3		Bal	L	S	21	6	28.6	48	2.3	0	2	21	0	0	0.0	1	2	2.0	2	0	5	
Totals			**4-11-1**	**5/5**	**142**	**90**	**63.6**	**925**	**6.5**	**5**	**4**	**72t**	**7**	**51**	**82.0**	**13**	**27**	**2.1**	**4**	**0**	**952**	

2021 Cincinnati Bengals					PASSING											RUSHING					COMBINED	RUSH + PASS
Date		Opp	W/L	P/S	Att	Cmp	Pct	Yds	Yds/Att	TD	Int	Lg	Sk	Lst	Rating	Att	Yds	Avg	Lg	TD	Yards	Touchdowns
Sept 12		Min	W	DNP																		
Sept 19	@	Chi	L	DNP																		
Sept 26	@	Pit	W	DNP																		
Sept 30		Jax	W	DNP																		
Oct 10		GB	L	DNP																		
Oct 17	@	Det	W	P	1	1	100.0	7	7.0	1	0	7t	0	0	135.4	3	-3	-1.0	-1	0	7	7
Oct 24	@	Bal	W	P	0	0	-	0	-	0	0	-	0	0	-	0	0	-	-	0	0	
Oct 31	@	NYJ	L	DNP																		
Nov 7		Cle	L	P	2	1	50.0	6	3.0	0	0	6	0	0	-	1	0	0.0	0	0	6	
Nov 21	@	LV	W	DNP																		
Nov 28		Pit	W	P	1	0	0.0	0	0.0	0	0	-	0	0	39.6	1	-1	-1.0	-1	0	-1	
Dec 5		LAC	L	DNP																		
Dec 12		SF	L	DNP																		
Dec 19	@	Den	W	DNP																		
Dec 26		Bal	W	DNP																		
Jan 2		KC	W	P	1	0	0.0	0	0.0	0	0	-	0	0	76.2	1	0	0.0	0	0	0	
Jan 9	@	Cle	L	S	29	15	50.0	136	4.7	1	0	26	4	33	76.2	1	3	3.0	3	0	139	4
Totals			**9-7-1**	**6/1**	**34**	**17**	**50.0**	**149**	**4.4**	**2**	**0**	**26**	**4**	**33**	**81.6**	**7**	**-1**	**-0.1**	**3**	**0**	**144**	
Playoffs																						
Jan 15		LV	W	DNP																		
Jan 22	@	Ten	W	DNP																		
Jan 30	@	KC	W	DNP																		
Feb 13		LAR	L	DNP																		
Totals			**3-1**	**0/0**	0	0	0.0	0	-	0	0	-	0	0	0.0	0	0	-	0	0		

2022 Cincinnati Bengals					PASSING											RUSHING					COMBINED	RUSH + PASS
Date		Opp	W/L	P/S	Att	Cmp	Pct	Yds	Yds/Att	TD	Int	Lg	Sk	Lst	Rating	Att	Yds	Avg	Lg	TD	Yards	Touchdowns
Sept 11		Pit	L	DNP																		
Sept 18	@	Dal	L	DNP																		
Sept 25	@	NYJ	W	DNP																		
Sept 29		Mia	W	DNP																		
Oct 9	@	Bal	L	DNP																		
Oct 16	@	NO	W	DNP																		
Oct 23		Atl	W	DNP																		
Oct 31	@	Cle	L	DNP																		
Nov 6		Car	W	P	3	3	100.0	22	7.3	0	0	13	1	0	97.2	3	-1	-0.3	2	0	21	
Nov 20	@	Pit	W	DNP																		
Nov 27	@	Ten	W	DNP																		
Dec 4		KC	W	DNP																		
Dec 11		Cle	L	DNP																		
Dec 18	@	TB	W	DNP																		
Dec 24	@	NE	W	DNP																		
Jan 8		Bal	W	DNP																		
Totals			**12-4**	**1/0**	**3**	**3**	**100.0**	**22**	**7.3**	**0**	**0**	**13**	**1**	**0**	**97.2**	**3**	**-1**	**-0.3**	**2**	**0**	**21**	

BRANDON ALLEN'S GAME-BY-GAME

2023 San Francisco 49ers					PASSING											RUSHING					COMBINED	RUSH + PASS
Date		Opp	W/L	P/S	Att	Cmp	Pct	Yds	Yds/Att	TD	Int	Lg	Sk	Lst	Rating	Att	Yds	Avg	Lg	TD	Yards	Touchdowns
Sept 10	@	Pit	W	IA																		
Sept 17	@	LAR	W	IA																		
Sept 21		NYG	W	IA																		
Oct 1		Ari	W	IA																		
Oct 8		Dal	W	IA																		
Oct 15	@	Cle	L	IA																		
Oct 23	@	Min	L	IA																		
Oct 29		Cin	L	IA																		
Nov 12	@	Jax	W	IA																		
Nov 19		TB	W	IA																		
Nov 23	@	Sea	W	IA																		
Dec 3	@	Phi	W	IA																		
Dec 10		Sea	W	IA																		
Dec 17	@	Ari	W	IA																		
Dec 25		Bal	L	IA																		
Dec 31	@	Was	W	IA																		
Jan 7		LAR	L	DNP																		
Totals			**12-5**	**0/0**	0	0	0.0	0	-	0	0	-	0	0	0.0	0	0	-	0	0		

2024 San Francisco 49ers					PASSING											RUSHING					COMBINED	RUSH + PASS
Date		Opp	W/L	P/S	Att	Cmp	Pct	Yds	Yds/Att	TD	Int	Lg	Sk	Lst	Rating	Att	Yds	Avg	Lg	TD	Yards	Touchdowns
Sept 9		NYJ	W	P	0	0	-	0	-	0	0	-	0	0	-	-1	-1	-0.1	-1	0	-1	
Sept 15	@	Min	L	DNP																		
Sept 22	@	LAR	L	DNP																		
Sept 29		NE	W	DNP																		
Oct 6		Ari	L	DNP																		
Oct 10	@	Sea	W	DNP																		
Oct 20		KC	L	DNP																		
Oct 27		Dal	W	DNP																		
Nov 10	@	TB	W	DNP																		
Nov 17		Sea	L	DNP																		
Nov 24	@	GB	L	S	29	17	58.6	199	6.9	1	1	31	2	2	76.7	2	5	2.5	6	0	204	3
Dec 1	@	Buf	L	IA																		
Dec 8		Chi	W	P	1	0	0.0	0	0.0	0	1	-	0	0	0.0	0	0	-	-	0		
Dec 12		LAR	L	DNP																		
Dec 22	@	Mia	L	DNP																		
Dec 30		Det	L	IA																		
Jan 5	@	Ari	L	DNP																		
Totals			**6-11**	**3/1**	**30**	**17**	**56.7**	**199**	**6.6**	**1**	**2**	**31**	**2**	**2**	**60.3**	**3**	**4**	**1.3**	**6**	**0**	**203**	

2025 Tennessee Titans					PASSING											RUSHING					COMBINED	RUSH + PASS
Date		Opp	W/L	P/S	Att	Cmp	Pct	Yds	Yds/Att	TD	Int	Lg	Sk	Lst	Rating	Att	Yds	Avg	Lg	TD	Yards	Touchdowns
Sept 7	@	Den	L	DNP																		
Sept 14		LAR	L	DNP																		
Sept 21		Ind	L	DNP																		
Sept 28	@	Hst	L	DNP																		
Oct 5	@	Ari	W	DNP																		
Oct 12	@	LV	L	DNP																		
Oct 19		NE	L	DNP																		
Oct 26	@	Ind	L	DNP																		
Nov 2		LAC	L	DNP																		
Nov 16		Hst	L	DNP																		
Nov 23		Sea	L	DNP																		
Nov 30		Jax	L	DNP																		
Dec 7	@	Cle	W	DNP																		
Dec 14	@	SF	L	DNP																		
Dec 21		KC																				
Dec 28		NO																				
Jan 3/4	@	Jax																				
Totals			**2-12**	**0/0**	**0**	**0**	**-**	**0**	**-**	**0**	**0**	**0**	**0**	**0**	**-**	**0**	**0**	**-**	**0**	**0**	**0**	

BRANDON ALLEN'S NFL STATISTICS

REGULAR SEASON			PASSING											RUSHING				
Year	**Team**	**GP/GS**	**Att**	**Cmp**	**Pct**	**Yds**	**Yd/Att**	**TD**	**INT**	**Lg**	**Sk**	**Yds**	**Rat**	**Att**	**Yds**	**Avg**	**Lg**	**TD**
2019	DEN	3/3	84	39	46.4	515	6.1	3	2	75t	9	59	68.3	10	39	3.9	11	0
2020	CIN	5/5	142	90	63.6	925	6.5	5	4	72t	7	51	82.0	13	27	2.1	4	0
2021	CIN	6/1	34	17	50.0	149	4.4	2	0	26	4	33	81.6	7	-1	-0.1	3	0
2022	CIN	1/0	3	3	100.0	22	7.3	0	0	13	1	0	97.2	3	-1	-0.3	2	0
2023	SF	0/0	0	0	-	0	-	0	0	0	0	0	-	0	0	-	0	0
2024	SF	3/1	30	17	56.7	199	6.6	1	2	31	2	2	60.3	3	4	1.3	6	0
2025	TEN	0/0	0	0	-	0	-	0	0	0	0	0	-	0	0	-	0	0
NFL Totals		**18/10**	**293**	**166**	**56.7**	**1,810**	**6.2**	**11**	**8**	**75t**	**23**	**145**	**76.2**	**36**	**68**	**1.9**	**11**	**0**

Regular Season Career Record as starter: 2-8 (.200)

Single-Game Highs

Attempts - 39 at Minnesota (11/17/19)
Completions - 29 at Houston (12/27/20)
Passing Yards - 371 at Houston (12/27/20)
Touchdown Passes - 2 (Twice, last at Houston 12/27/20)
Long Completion - 75t vs. Cleveland (11/3/19)
Completion Percentage - 78.4 at Houston, 12/27/20
Passer Rating - 126.5 at Houston, 12/27/20
Rushes - 5 vs Cleveland (11/3/19)
Rushing Yards - 18 at Minnesota (11/17/19)
Long Rush - 11 (Twice, last at Minnesota 11/17/19)

Additional Statistics

Misc. Tackles - 1 (2024)
Fumble recovery - 1 (2021), 1 (2024)

18 JALYN ARMOUR-DAVIS

CORNERBACK • 6'1" • 200 LBS
COLLEGE: ALABAMA • ACQUIRED: WAIVERS (BAL) - 2025
NFL EXPERIENCE (NFL/TITANS): 4/1 • HOMETOWN: MOBILE, ALA.
GAMES PLAYED/GAMES STARTED: 28/11 (PLAYOFFS: 0/0)

PRO: The Titans claimed Jalyn Armour-Davis off waivers from the Baltimore Ravens during final roster cutdowns prior to the 2025 campaign. The 6-foot-1-inch, 200-pounder is a physical, athletic cornerback that looks to add depth and experience to the Titans secondary. In his first three NFL campaigns with the Ravens (2022-24), the Alabama product appeared in 19 games with three starts and posted 16 tackles, two passes defensed, a stop for loss and four special teams tackles.

TITANS TIDBITS:
• Armour-Davis played football against fellow Titans cornerback Roger McCreary all four years of high school in Mobile, Ala. The two defensive backs became rivals again when McCreary chose Auburn and Armour-Davis attended the University of Alabama.
• Armour-Davis says basketball was his first love, but he quickly transitioned to football after realizing it was his best opportunity at earning a college scholarship.
• Armour-Davis was a talented track athlete as a high schooler in Alabama, placing first in the Class 5A State Championship in the 100 meters (10.87) and triple jump (44'5.5) in 2017.

CAREER TRANSACTIONS:
• The Mobile, Ala., native was selected by the Baltimore Ravens in the fourth round (119th overall) of the 2022 NFL Draft.
• Waived by the Ravens on Aug. 26, 2025.
• Claimed off waivers by the Titans on Aug. 27, 2025.

SEASON RECAPS:
2025 (9/8 - Tennessee): Has tied for the team lead in passes defensed once in 2025 (at ARZ).
• At Denver (9/7), was inactive.
• Against L.A. Rams (9/14), was inactive.
• Against Indianapolis (9/21), made his Titans debut as a starter at cornerback and notched a tackle.
• At Houston (9/28), started at cornerback and tied a career-high with five tackles.
• At Arizona (10/5), started at cornerback and finished second on the squad with a career-best nine tackles to go along with a pass defensed. Halted a Cardinals' drive by breaking up a pass intended for Michael Wilson on third-and-one in the second quarter.
• At Las Vegas (10/12), started at cornerback and totaled a tackle.
• Against New England (10/19), started at cornerback and recorded five tackles.
• At Indianapolis (10/26), started at cornerback and tallied a tackle.
• Against L.A. Chargers (11/2), started at cornerback and posted four tackles.
• Against Houston (11/16), started at cornerback and collected two tackles, including a stop for loss and a pass defensed. Broke up a deep pass intended for Nico Collins in the first quarter. Stuffed Woody Marks for a one-yard loss on a rush off left end in the opening stanza.
• Against Seattle (11/23), played as a reserve at cornerback and notched four tackles. Stuffed Kenneth Walker III for no gain on a third-and-three rush early in the fourth quarter.
• Against Jacksonville (11/30), was inactive.
• At Cleveland (12/7), was inactive.
• At San Francisco (12/14), was inactive.

2024 (7/2, 0/0 - Baltimore): Appeared in seven games with two starts at defensive back and posted seven tackles and a pass defensed, while adding a special teams stop on coverage units. Was inactive for four games and did not play in another contest. Placed on injured reserve on Sept. 28 and missed four games before being designated to return Oct. 26. Placed on season-ending injured reserve on Jan. 3 and missed the regular season finale and the postseason.
• At Cleveland (10/27), started at cornerback and recorded a career-high five tackles.

2023 (8/0, 0/0 - Baltimore): Appeared as a reserve in eight games and tallied four tackles on defense while adding two stops on special teams. Was inactive for seven games. Placed on injured reserve on Dec. 30 and missed the final two regular season contests and the postseason.

2022 (4/1, 0/0 - Baltimore): Played in four games with one start at cornerback as a rookie and recorded five tackles, a stop for loss and a pass defensed. Was inactive for six contests. Placed on injured reserve on Nov. 26 and missed the final seven games of regular season and the postseason.
• At N.Y. Jets (9/11), made his NFL debut as a reserve at cornerback and posted a tackle on defense. Added a special teams stop on coverage units.

COLLEGE:
• Played in 29 career games with 11 starts at Alabama and recorded 36 tackles, three interceptions and six passes defensed for the Crimson Tide.
• As a junior (2021), earned second-team All-SEC honors after becoming a starting cornerback and recording a team-high-tying three interceptions. Was a part of an Alabama defense that helped the Crimson Tide finish 13-2, en route to earning a berth in the College Football Playoff National Championship Game.
• As a sophomore (2020), played as a reserve for a squad that finished 13-0 and won the College Football Playoff National Championship Game.
• As a redshirt freshman (2019), saw his first collegiate action playing in eight games, recording two tackles and a pair of pass breakups.
• As a freshman (2018), redshirted after suffering an injury prior to the start of the season that kept him off the field.
• Graduated with a degree in sports marketing from Alabama.

PERSONAL:
• Attended St. Paul's Episcopal (Mobile, Ala.) High School.
• As a senior, named a 2017 U.S. Army All-American after helping St. Paul's to a 14-1 record and the program's third Class 5A State Championship in his four years on varsity.
• As a junior (2016), earned first-team All-State honors at cornerback, recording 31 tackles and three interceptions, while adding four touchdowns on offense (3 receiving and 1 rushing) and returning kicks on special teams.
• Began his high school career as a wide receiver before switching to cornerback his sophomore year and helping his team to a 16-0 record.
• Also lettered in basketball and track and field.
• Follow Armour-Davis on X at @JayArmourDavis and on Instagram at @ __cinco.5.
• Born Jalyn Armour-Davis on Sept. 3, 1999 in Mobile, Ala.

JALYN ARMOUR DAVIS' GAME-BY-GAME

2022 Baltimore Ravens

Date	Opp	W/L	P/S	Tot	Solo	Asst	Sk	- Yds	QBP	TFL	Int	- Yds	-TD	PD	FF	FR	- Yds	SpT
Sept 11	@ NYJ	W	p	1	0	1	0.0	0.0	0	0	0	0	0	0	0	0	0	1
Sept 19	Mia	L	p	3	2	1	0.0	0.0	0	1	0	0	0	1	0	0	0	0
Sept 25	@ NE	W	S	1	1	0	0.0	0.0	0	0	0	0	0	0	0	0	0	0
Oct 2	Buf	L	IA															
Oct 9	Cin	W	IA															
Oct 16	@ NYG	L	IA															
Oct 23	Cle	W	IA															
Oct 27	@ TB	W	IA															
Nov 7	@ NO	W	p	0	0	0	0.0	0.0	0	0	0	0	0	0	0	0	0	0
Nov 20	Car	W	IA															
Nov 27	@ Jax	L						Placed on injured reserve on Nov. 26, 2022										
Dec 4	Den	W	IR															
Dec 11	@ Pit	W	IR															
Dec 17	@ Cle	L	IR															
Dec 24	Atl	W	IR															
Jan 1	Pit	L	IR															
Jan 8	@ Cin	L	IR															
Totals		**10-7**	**4/1**	**5**	**3**	**2**	**0.0**	**0.0**	**0**	**1**	**0**	**0**	**0**	**1**	**0**	**0**	**0**	**1**

2023 Baltimore Ravens

Date	Opp	W/L	P/S	Tot	Solo	Asst	Sk	- Yds	QBP	TFL	Int	- Yds	-TD	PD	FF	FR	- Yds	SpT
Sept 10	Hst	W	IA															
Sept 17	@ Cin	W	p	0	0	0	0.0	0.0	0	0	0	0	0	0	0	0	0	0
Sept 24	Ind	L	p	0	0	0	0.0	0.0	0	0	0	0	0	0	0	0	0	1
Oct 1	@ Cle	W	p	0	0	0	0.0	0.0	0	0	0	0	0	0	0	0	0	0
Oct 8	@ Pit	L	IA															
Oct 15	@ Ten	W	IA															
Oct 22	Det	W	p	1	1	0	0.0	0.0	0	0	0	0	0	0	0	0	0	0
Oct 29	@ Ari	W	IA															
Nov 5	Sea	W	IA															
Nov 12	Cle	L	IA															
Nov 16	Cin	W	p	2	1	1	0.0	0.0	0	0	0	0	0	0	0	0	0	0
Nov 26	@ LAC	W	p	0	0	0	0.0	0.0	0	0	0	0	0	0	0	0	0	0
Dec 10	LAR	W	p	0	0	0	0.0	0.0	0	0	0	0	0	0	0	0	0	1
Dec 17	@ Jax	W	p	1	0	1	0.0	0.0	0	0	0	0	0	0	0	0	0	0
Dec 25	@ SF	W	IA															
Dec 31	Mia	W						Placed on injured reserve on Dec. 30, 2023										
Jan 6	Pit	L	IR															
Totals		**13-4**	**8/0**	**4**	**2**	**2**	**0.0**	**0.0**	**0**	**0**	**0**	**0**	**0**	**0**	**0**	**0**	**0**	**2**

2024 Baltimore Ravens

Date	Opp	W/L	P/S	Tot	Solo	Asst	Sk	- Yds	QBP	TFL	Int	- Yds	-TD	PD	FF	FR	- Yds	SpT
Sept 5	@ KC	L	S	1	1	0	0.0	0.0	0	0	0	0	0	0	0	0	0	0
Sept 15	LV	L	p	0	0	0	0.0	0.0	0	0	0	0	0	0	0	0	0	1
Sept 22	@ Dal	W	p	0	0	0	0.0	0.0	0	0	0	0	0	0	0	0	0	0
Sept 29	Buf	W						Placed on injured reserve on Sept. 28, 2024										
Oct 6	@ Cin	W	IR															
Oct 13	Was	W	IR															
Oct 21	@ TB	W	IR															
Oct 27	@ Cle	L	S	5	3	2	0.0	0.0	0	0	0	0	0	0	0	0	0	0
Nov 3	Den	W	IA															
Nov 7	Cin	W	IA															
Nov 17	@ Pit	L	p	0	0	0	0.0	0.0	0	0	0	0	0	0	0	0	0	0
Nov 25	@ LAC	W	p	1	1	0	0.0	0.0	0	0	0	0	0	1	0	0	0	0
Dec 1	Phi	L	p	0	0	0	0.0	0.0	0	0	0	0	0	0	0	0	0	0
Dec 15	@ NYG	W	DNP															
Dec 21	Pit	W	IA															
Dec 25	@ Hst	W	IA															
Jan 4	Cle	W						Placed on injured reserve on Jan. 3, 2025										
Totals		**12-5**	**7/2**	**7**	**5**	**2**	**0.0**	**0.0**	**0**	**0**	**0**	**0**	**0**	**1**	**0**	**0**	**0**	**1**

2025 Tennessee Titans

Date	Opp	W/L	P/S	Tot	Solo	Asst	Sk	- Yds	QBP	TFL	Int	- Yds	-TD	PD	FF	FR	- Yds	SpT
Sept 7	@ Den	L	IA															
Sept 14	LAR	L	IA															
Sept 21	Ind	L	S	1	1	0	0.0	0.0	0	0	0	0	0	0	0	0	0	0
Sept 28	@ Hst	L	S	5	2	3	0.0	0.0	0	0	0	0	0	0	0	0	0	0
Oct 5	@ Ari	W	S	9	5	4	0.0	0.0	0	0	0	0	0	1	0	0	0	0
Oct 12	@ LV	L	S	1	0	1	0.0	0.0	0	0	0	0	0	0	0	0	0	0
Oct 19	NE	L	S	5	2	3	0.0	0.0	0	0	0	0	0	0	0	0	0	0
Oct 26	@ Ind	L	S	1	0	1	0.0	0.0	0	0	0	0	0	0	0	0	0	0
Nov 2	LAC	L	S	4	2	2	0.0	0.0	0	0	0	0	0	0	0	0	0	0
Nov 16	Hst	L	S	2	2	0	0.0	0.0	0	1	0	0	0	1	0	0	0	0
Nov 23	Sea	L	p	4	3	1	0.0	0.0	0	0	0	0	0	0	0	0	0	0
Nov 30	Jax	L	IA															
Dec 7	@ Cle	W	IA															
Dec 14	@ SF	L	IA															
Dec 21	KC																	
Dec 28	NO																	
Jan 3/4	@ Jax																	
Totals		**2-12**	**9/8**	**32**	**17**	**15**	**0.0**	**0.0**	**0**	**1**	**0**	**0**	**0**	**2**	**0**	**0**	**0**	**0**

JALYN ARMOUR-DAVIS' NFL STATISTICS

REGULAR SEASON				TACKLES							INTERCEPTIONS					FUMBLES			
Year	**Team**	**GP**	**GS**	**Tot**	**Solo**	**Asst**	**Sk**	**Yds**	**QBP**	**TFL**	**No**	**Yds**	**Lg**	**TD**	**PD**	**FF**	**FR**	**Yds**	**SpT**
2022	Baltimore	4	1	5	3	2	0.0	0.0	0	1	0	0	0	0	1	0	0	0	1
2023	Baltimore	8	0	4	2	2	0.0	0.0	0	0	0	0	0	0	0	0	0	0	2
2024	Baltimore	7	2	7	5	2	0.0	0.0	0	0	0	0	0	0	1	0	0	0	1
2025	Tennessee	9	8	32	17	15	0.0	0.0	0	1	0	0	0	0	2	0	0	0	0
NFL Totals		**28**	**11**	**48**	**27**	**21**	**0.0**	**0.0**	**0**	**2**	**0**	**0**	**0**	**0**	**4**	**0**	**0**	**0**	**4**

Single-Game Highs

Tackles - **9 at Arizona (10/5/25)**

Tackles for Loss - **1 (Twice, last vs. Houston 11/16/25)**

Passes Defensed - **1 (Four times, last vs. Houston 11/16/25)**

Special Teams Tackles - 1 (Four times, last vs. Las Vegas 9/15/24)

5 ELIC AYOMANOR

WIDE RECEIVER • 6'2" • 206 LBS
COLLEGE: STANFORD • ACQUIRED: FOURTH ROUND - 2025
NFL EXPERIENCE: ROOKIE • HOMETOWN: MEDICINE HAT, ALBERTA, CAN.
GAMES PLAYED/GAMES STARTED: 13/12 (PLAYOFFS: 0/0)

PRO: The Titans traded up in the fourth round of the 2025 NFL Draft to select wide receiver Elic Ayomanor. The 6-foot-2-inch, 206-pounder is a fast, physical receiver that possesses a large catch radius. The Medicine Hat, Alberta, Canada, native played two seasons (2023-2024) at Stanford where he led the Cardinal in receptions and receiving yards both campaigns with totals of 125 receptions for 1,844 yards with 12 touchdowns.

TITANS TIDBITS:
• Ayomanor was born in Medicine Hat, Alberta, Canada. He lived in Kincaid, a town of less than 200 people.
• Ayomanor was a computer science major at Stanford. He interned as an analyst at Altamont Capital Partners private equity firm following his sophomore year.
• Ayomanor was forced to grow up fast in high school. After his freshman season in Canada, he moved away from home to attend boarding school in New Jersey and then Massachusetts. "It wasn't so much adversity as much a great opportunity that taught me a lot about living."
• Ayomanor's mother, Pam Weiterman, gained a reputation as an arm wrestler. She grew up on a farm, where arm wresting was a big tradition, and she excelled at it.

CAREER TRANSACTIONS:
• The Medicine Hat, Alberta, Canada, native was selected by the Titans in the fourth round (136th overall) of the 2025 NFL Draft.

SEASON RECAPS:
2025 (13/12): Tied for the team lead with three receiving touchdowns. Ranks second on the team with 370 receiving yards. Has tied for the team lead in receptions twice in 2025 (vs. LAR, vs. LAC). Has led the team in receiving yards twice in 2025 (at HST, vs. LAC). Made his NFL debut and first career NFL start at Denver (9/7).
• At Denver (9/7), started at wide receiver in his first career NFL contest and caught two passes for 13 yards.
• Against L.A. Rams (9/14), started at wide receiver and tied for the team lead with four catches for 56 yards with his first career touchdown reception. Kept the Titans' touchdown drive alive with a one-handed, 23-yard sideline grab on third-and-six late in the second quarter. Evened the score at 10-10 with his first career touchdown reception, a nine-yard strike from Cam Ward, on an across-the-field connection late in the second quarter.
• Against Indianapolis (9/21), started at wide receiver and hauled in four receptions for 38 yards with a touchdown. Got open in the end zone for an eight-yard touchdown grab on fourth-and-goal in the final stanza.
• At Houston (9/28), started at wide receiver and snared two receptions for a team-best 44 receiving yards. Got open down the field and hauled in a 33-yard pass from Cam Ward in the opening stanza.
• At Arizona (10/5), played as a reserve at wide receiver and hauled in two receptions for 18 yards.
• At Las Vegas (10/12), started at wide receiver and collected three receptions for 27 yards. Kept the Titans' touchdown drive alive with an 11-yard grab on fourth-and-one in the final stanza. Extended a Titans' touchdown drive by drawing a pass interference penalty in the end zone on fourth-and-three in the fourth quarter.
• Against New England (10/19), started at wide receiver and posted two receptions for 29 yards.
• At Indianapolis (10/26), started at wide receiver and snared four passes for 52 yards. Hauled in a 26-yard pass from Cam Ward late in the first half.
• Against L.A. Chargers (11/2), started at wide receiver and tied for the team lead with three catches for a team-high 46 receiving yards.
• Against Houston (11/16), started at wide receiver and snared two receptions for 11 yards.
• Against Seattle (11/23), was inactive.
• Against Jacksonville (11/30), started at wide receiver and grabbed a five-yard reception.
• At Cleveland (12/7), started at wide receiver and hauled in a 14-yard touchdown reception. Gave the Titans an early 7-0 lead with a 14-yard touchdown grab in the opening stanza.
• At San Francisco (12/14), started at wide receiver and collected a 17-yard reception.

COLLEGE:
• Ayomanor played two seasons at Stanford and amassed 125 receptions for 1,844 yards with 12 touchdowns. He led the Cardinal in receptions and receiving yards in both campaigns and set the program record for receiving yards in a game (294) at Colorado as a redshirt freshman in 2023.

AS A SOPHOMORE (2024), started all 12 games and was named second team All-ACC from the coaches after leading all Stanford receivers with 63 receptions for 831 yards. Recorded six receiving touchdowns, tied for the most by a Cardinal wideout. Was the Cardinal's leading receiver in seven of the 12 games. Finished seventh in the ACC in receptions (63) and tied for ninth in receiving touchdowns (6), while ranking third in pass-blocking (72.7, per Pro Football Focus). Named the team's Tommy Vardell Award winner, awarded to an academic junior or senior player who best epitomizes excellence in both academics and athletics and Stanford's Deswarte-Eller Award winner, awarded to the team's most outstanding sophomore player.
• Against Texas Christian (8/30), tallied seven receptions for 102 yards.
• At Syracuse (9/20), posted seven catches for 87 yards with a 17-yard touchdown grab in the opening quarter.
• Against Wake Forest (10/26), led the team with 11 catches and 96 receiving yards.
• At North Carolina State (11/2), registered team-highs with four catches and 108 receiving yards, including a 14-yard touchdown grab in the final stanza.
• Against Louisville (11/16), hauled in a 13-yard touchdown grab in the upset victory.
• At San Jose State (11/29), led the team with 10 receptions and 109 receiving yards.

AS A REDSHIRT FRESHMAN (2023), appeared in all 12 games, making starts at wide receiver in the final 11 games. Paced the Stanford offense with 62 receptions for 1,013 yards and six touchdowns. Named the team's Irving S. Zeimer Award recipient, given to the team's offensive most valuable player. Ranked seventh in the Pac-12 in receiving yards and yards per catch (16.3), while ranking fifth in yards per game (84.4). Posted the seventh most receiving yards (806) in the NCAA from Oct. 11 through the end of the season. First Cardinal to reach 1,000 receiving yards in a season since J.J. Arcega-Whiteside in 2018.
• Against Sacramento State (9/16), scored the first touchdown of his collegiate career on a 51-yard grab.
• At Colorado (10/13), amassed career-highs with 13 catches for 294 yards and three receiving scores. Set the Stanford program record for receiving yards in a game (294), besting the mark from Troy Walters in 1999 in the double overtime victory at Colorado. Posted the second most

single-game receiving yards in Pac-12 history (Marquise Lee, USC, 2012, 345). His 13 receptions are tied for the second-most in Stanford history, trailing only Simi Fehoko (16) at UCLA in 2020. Became the first player in the Pac-12 with multiple touchdown receptions of 60-plus yards since Washington's John Ross III in 2016.
• Against Washington (10/28), notched nine receptions for 146 yards with a 39-yard touchdown catch.
• At Oregon State (11/11), recorded three grabs for 122 yards, including a 75-yard touchdown reception late in the third quarter.

AS A FRESHMAN (2022), did not appear in any games at Stanford and retained the ability to redshirt.
• Majored in computer science at Stanford.

PERSONAL:
• Attended Deerfield (Mass.) Academy for two years after one year at The Peddie School (Hightstown, N.J.). His hometown is Medicine Hat, Alberta, Canada and spent one year of high school in Canada.
• Was a top-10 recruit in Massachusetts, ranked No. 4 by 247Sports and On3, No. 5 by ESPN and PrepStar, and No. 9 by Rivals.
• As a senior, helped lead Deerfield Academy to a MPAL title, while winning the NEPSAC Class A Bowl.
• Was a member of the 2018 Canada West National Champions on Team Alberta.
• Also lettered in track and field and was ranked No. 8 nationally in U18 Canada in the 200m in 2019.
• Follow Ayomanor on X and Instagram at @elicayomanor.
• Son of Pamela Weiterman. Has an older sister, Jill.
• Born Elic Cordell Ayomanor on June 3, 2003 in Medicine Hat, Alberta, Canada.

ELIC AYOMANOR'S COLLEGE STATISTICS

REGULAR SEASON				RECEIVING					RUSHING				
Year	Team	GP	GS	No	Yds	Avg	Lg	TD	Att	Yds	Avg	Lg	TD
2023	Stanford	12	11	62	1,013	16.3	97t	6	0	0	-	0	0
2024	Stanford	12	12	63	831	13.2	60	6	0	0	-	0	0
Totals		**24**	**23**	**125**	**1,844**	**14.8**	**97t**	**12**	**0**	**0**	**-**	**0**	**0**

Single-Game Highs
Receptions - 13 at Colorado (10/13/23)
Receiving Yards - 294 at Colorado (10/13/23)
Long Reception - 97t at Colorado (10/13/23)
Receiving Touchdowns - 3 at Colorado (10/13/23)

ELIC AYOMANOR'S GAME-BY-GAME

2025 Tennessee Titans					RECEIVING				
Date		Opp.	W/L	P/S	No	Yds	Avg	Lg	TD
Sept 7	@	Den	L	S	2	13	6.5	10	0
Sept 14		LAR	L	S	4	56	14.0	23	1
Sept 21		Ind	L	S	4	38	9.5	11	1
Sept 28	@	Hst	L	S	2	44	22.0	33	0
Oct 5	@	Ari	W	p	2	18	9.0	13	0
Oct 12	@	LV	L	S	3	27	9.0	11	0
Oct 19		NE	L	S	2	29	14.5	20	0
Oct 26	@	Ind	L	S	4	52	13.0	26	0
Nov 2		LAC	L	S	3	46	15.3	29	0
Nov 16		Hst	L	S	2	11	5.5	6	0
Nov 23		Sea	L	IA					
Nov 30		Jax	L	S	1	5	5.0	5	0
Dec 7	@	Cle	W	S	1	14	14.0	14t	1
Dec 14	@	SF	L	S	1	17	17.0	17	0
Dec 21		KC							
Dec 28		NO							
Jan 3/4	@	Jax							
Totals			**2-12**	**13/12**	**31**	**370**	**11.9**	**33**	**3**

ELIC AYOMANOR'S NFL STATISTICS

REGULAR SEASON				RECEIVING					RUSHING				
Year	Team	GP	GS	No	Yds	Avg	Lg	TD	Att	Yds	Avg	Lg	TD
2025	Tennessee	13	12	31	370	11.9	33	3	0	0	-	0	0
NFL Totals		**13**	**12**	**31**	**370**	**11.9**	**33**	**3**	**0**	**0**	**-**	**0**	**0**

Single-Game Highs
Receptions - **4 (Three times, last at Indianapolis 10/26/25)**
Receiving Yards - **56 vs. L.A. Rams (9/14/25)**
Long Reception - **33 at Houston (9/28/25)**
Receiving Touchdowns - **1 (Three times, last at Cleveland 12/7/25)**

Additional Statistics
Misc. Tackles - **1 (2025)**

48 JOE BACHIE

LINEBACKER • 6'2" • 235 LBS
COLLEGE: MICHIGAN STATE • ACQUIRED: FREE AGENT - 2025
NFL EXPERIENCE (NFL/TITANS): 5/1 • HOMETOWN: BROOK PARK, OHIO
GAMES PLAYED/GAMES STARTED: 63/7 (PLAYOFFS: 3/0)

PRO: The Titans signed Joe Bachie to the team's practice squad in mid-October and quickly added him to the active roster to add depth on special teams and in the linebacker corps. Prior to joining the Titans, the 6-foot-2-inch, 235-pounder spent five games with the Indianapolis Colts at the beginning of the 2025 campaign. The Brook Park, Ohio, native played four seasons with the Cincinnati Bengals (2021-24) and also spent time with the Philadelphia Eagles (2020) and New Orleans Saints (2020).

TITANS TIDBITS:
• Bachie is the son of a hard-nosed, get-your-hands-dirty concrete installer and he learned at a young age the importance of hard work. Growing up, he was constantly with his father, Joe Sr., as he coached the local high school football team and he'd hang around the weight room and sit in on film sessions. Even when he had time off from playing football at Michigan State, Joe Sr. would take him on concrete jobs. It was all gas, no brakes, and Bachie credits that mindset to helping him reach the NFL.

CAREER TRANSACTIONS:
• The Brook Park, Ohio, native was originally signed by the New Orleans Saints as an undrafted free agent on April 27, 2020.
• Waived by the Saints on Sept. 5, 2020 and signed to the team's practice squad a day later.
• Signed by the Philadelphia Eagles to their active roster off of the Saints' practice squad on Dec. 7, 2020.
• Waived by the Eagles on May 25, 2021.
• Claimed off waivers by the Cincinnati Bengals on May 26, 2021.
• Waived by the Bengals on Aug. 31, 2021 and signed to the team's practice squad a day later.
• Activated from the practice squad to the active roster COVID-19 replacement on Oct. 16, 2021.
• Activated from the practice squad to the active roster standard elevation on Oct. 23, 2021.
• Signed by the Bengals to the active roster from the practice squad on Oct. 26, 2021.
• Signed by the Indianapolis Colts as an unrestricted free agent on May 7, 2025.
• Waived by the Colts from injured reserve on Oct. 15, 2025.
• Signed by the Titans to their practice squad on Oct. 17, 2025.
• Signed by the Titans to the active roster from the practice squad on Oct. 23, 2025.

SEASON RECAPS:
2025 (5/5 - Indianapolis; 7/0 - Tennessee): Signed by the Titans to their practice squad on Oct. 17 and spent one contest in that capacity before being signed to the Titans' active roster on Oct. 23. Has led the Titans in special teams tackles once in 2025 (at SF). Started the first five games of the season at linebacker for the Colts and registered 21 tackles with a pass defensed. Placed on injured reserve on Oct. 8 and waived on Oct. 15.
• At Indianapolis (10/26), made his Titans debut as a reserve on special teams.
• Against L.A. Chargers (11/2), saw action as a reserve on special teams.
• Against Houston (11/16), posted a special teams tackle on coverage units.
• Against Seattle (11/23), played as a reserve on special teams.
• Against Jacksonville (11/30), saw action as a reserve on special teams.
• At Cleveland (12/7), played as a reserve on special teams.
• At San Francisco (12/14), led the team with two special teams tackles on coverage units.

2024 (12/0 - Cincinnati): Appeared 12 games as a reserve in his final campaign with the Bengals and recorded three solo tackles on defense. Was inactive for one contest. Placed on injured reserve on Dec. 14 and missed the final four games of the season.

2023 (16/0 - Cincinnati): Played in 16 games, contributing on defense and special teams. Recorded a defensive tackle and two special teams stops. Was inactive for one contest.
• Against Seattle (10/15), combined to stop Kenneth Walker III at Cincinnati's four-yard line and helped force a field goal.

2022 (10/0, 3/0 - Cincinnati): Played in final 10 regular season games and all three postseason contests, primarily in a special teams role. Recorded three defensive tackles and seven special teams stops in the regular season. Posted a special teams tackle in the postseason. Began the season on the reserve/physically unable to perform list and missed the first six contests.
• Against Carolina (11/9), notched three tackles.

2021 (9/2, 0/0 - Cincinnati): Saw action in nine games with two starts in his first season with the Bengals. Posted 28 tackles, a pass defensed and two special teams stops before being placed on injured reserve on Dec. 21. Spent the first five weeks of the season on Bengals' practice squad.
• Against San Francisco (12/12), made his first career start, filling in for injured linebacker Logan Wilson, and had four tackles.
• At Denver (12/19), started at linebacker and had six tackles, before leaving game in third quarter an injury.

2020 (4/0 - Philadelphia): Played in four games as a rookie and recorded two tackles. Spent the first 13 weeks of the season on the New Orleans Saints' practice squad. Signed off the Saints' practice squad by the Eagles on Dec. 7.
• Against New Orleans (12/13), made his NFL debut.

COLLEGE:
• Spent four seasons at Michigan State (2016-19) and played in 40 career games with 34 starts. Totaled 285 tackles, eight sacks, five interceptions, 11 passes defensed, five forced fumbles and two fumble recoveries. Was a two-time team captain and three-year starter at middle linebacker.
• As a senior (2019), started eight games and totaled 71 tackles, 8.5 tackles for loss, 3.5 sacks, five passes defensed and an interception. Was named honorable mention All-Big Ten by the conference coaches.
• As a junior (2018), started all 13 games at linebacker and was named first team All-Big Ten after he compiled 102 tackles, 8.5 tackles for loss, a sack, six passes defensed, an interception, three forced fumbles and a fumble recovery.
• As a sophomore (2017), was named third team All-Big Ten after he started all 13 games and recorded 100 tackles, 8.5 tackles for loss, 3.5 sacks, five passes defensed, three interceptions, two forced fumbles and a fumble recovery. Became the first sophomore in program history to eclipse 100 tackles in a single season since 2008.
• As a freshman (2016), saw action in six games and posted 12 tackles and two tackles for loss.
• Graduated with a degree in interdisciplinary studies in social science from Michigan State.

PERSONAL:

- Attended Berea-Midpark (Ohio) High School, where he played linebacker and running back.
- As a senior (2015), earned first-team Associated Press All-Ohio honors for Division I after posting 14 rushing touchdowns, while also leading the team with 89 tackles.
- Also played basketball and baseball, and earned all-conference honors in both sports as a junior.
- Last name is pronounced “BAH-chee.”
- Follow Bachie on X and Instagram at @JoeBach35.
- Born Joseph Bachie on Feb. 26, 1998 in Brook Park, Ohio.

JOE BACHIE’S TITANS GAME-BY-GAME

2025 Tennessee Titans

Date	Opp	W/L	P/S	Tot	Solo	Asst	Sk	- Yds	QBP	TFL	Int - Yds	-TD	PD	FF	FR - Yds	SpT
Oct 19	NE	L	PS													
Oct 26	@ Ind	L	p	0	0	0	0.0	0.0	0	0	0	0	0	0	0	0
Nov 2	LAC	L	p	0	0	0	0.0	0.0	0	0	0	0	0	0	0	0
Nov 16	Hst	L	p	0	0	0	0.0	0.0	0	0	0	0	0	0	0	1
Nov 23	Sea	L	p	0	0	0	0.0	0.0	0	0	0	0	0	0	0	0
Nov 30	Jax	L	p	0	0	0	0.0	0.0	0	0	0	0	0	0	0	0
Dec 7	@ Cle	W	p	0	0	0	0.0	0.0	0	0	0	0	0	0	0	0
Dec 14	@ SF	L	p	0	0	0	0.0	0.0	0	0	0	0	0	0	0	2
Dec 21	KC															
Dec 28	NO															
Jan 3/4	@ Jax															
Totals		**1-7**	**7/0**	**0**	**0**	**0**	**0.0**	**0.0**	**0**	**0**	**0**	**0**	**0**	**0**	**0**	**0**	**3**

JOE BACHIE’S NFL STATISTICS

REGULAR SEASON				TACKLES							INTERCEPTIONS					FUMBLES			
Year	**Team**	**GP**	**GS**	**Tot**	**Solo**	**Asst**	**Sk**	**Yds**	**QBP**	**TFL**	**No**	**Yds**	**Lg**	**TD**	**PD**	**FF**	**FR**	**Yds**	**SpT**
2020	Philadelphia	4	0	2	1	1	0.0	0.0	0	0	0	0	0	0	0	0	0	0	0
2021	Cincinnati	9	2	28	17	11	0.0	0.0	1	0	0	0	0	0	1	0	0	0	2
2022	Cincinnati	10	0	3	2	1	0.0	0.0	0	0	0	0	0	0	0	0	0	0	7
2023	Cincinnati	16	0	1	0	1	0.0	0.0	0	0	0	0	0	0	0	0	0	0	2
2024	Cincinnati	12	0	3	3	0	0.0	0.0	0	0	0	0	0	0	0	0	0	0	0
2025	Indianapolis	5	5	21	10	11	0.0	0.0	0	0	0	0	0	0	1	0	0	0	5
2025	Tennessee	7	0	0	0	0	0.0	0.0	0	0	0	0	0	0	0	0	0	0	3
NFL Totals		**63**	**7**	**58**	**33**	**25**	**0.0**	**0.0**	**1**	**0**	**0**	**0**	**0**	**0**	**2**	**0**	**0**	**0**	**19**

PLAYOFFS				TACKLES							INTERCEPTIONS					FUMBLES			
Year	**Team**	**GP**	**GS**	**Tot**	**Solo**	**Asst**	**Sk**	**Yds**	**QBP**	**TFL**	**No**	**Yds**	**Lg**	**TD**	**PD**	**FF**	**FR**	**Yds**	**SpT**
2021	Cincinnati	0	0	0	0	0	0.0	0.0	0	0	0	0	0	0	0	0	0	0	0
2022	Cincinnati	3	0	0	0	0	0.0	0.0	0	0	0	0	0	0	0	0	0	0	1
NFL Totals		**3**	**0**	**0**	**0**	**0**	**0.0**	**0.0**	**0**	**0**	**0**	**0**	**0**	**0**	**0**	**0**	**0**	**0**	**1**

Single-Game Highs

Tackles - 9 vs. L.A. Chargers (12/5/21)
Passes Defensed - 1 (Twice, last vs. Las Vegas 10/5/25)
Special Teams Tackles - **2 (Five times, last at San Francisco 12/14/25)**

Playoff Single-Game Highs

Special Teams Tackles - 1 at Kansas City (1/29/23)

39 DARRELL BAKER JR.

CORNERBACK • 6'1" • 190 LBS
COLLEGE: GEORGIA SOUTHERN • ACQUIRED: WAIVERS (IND) - 2024
NFL EXPERIENCE (NFL/TITANS): 3/1 • HOMETOWN: HEPHZIBAH, GA.
GAMES PLAYED/GAMES STARTED: 48/22 (PLAYOFFS: 0/0)

PRO: The Titans acquired Darrell Baker Jr. off waivers from the Indianapolis Colts before the start of the 2024 regular season to add depth and experience to the secondary. The Georgia Southern product originally entered the NFL as an undrafted free agent with the Arizona Cardinals in 2022 before being released following training camp. The 6-foot-1-inch, 190-pound cornerback spent the majority his rookie campaign on the Colts' practice squad while appearing in three contests. In his first season with the Titans, Baker appeared in 17 games with nine starts at cornerback, both career-highs.

TITANS TIDBITS:
• Baker's parents, Darrell Baker Sr. and Johnetta Dixon, are both retired Army veterans. They served as honorary 12th Titans during the team's Salute to Service initiatives in 2024.
• Despite growing up and playing high school football in Hephzibah, Ga., Baker was born in Panama City, Panama.

CAREER TRANSACTIONS:
• The Hephzibah, Ga., native was originally signed by the Arizona Cardinals as a rookie free agent on May 13, 2022.
• Waived by the Cardinals on Aug. 29, 2022.
• Signed by the Indianapolis Colts to their practice squad on Sept. 13, 2022.
• Signed by the Colts to their active roster from the practice squad on Dec. 16, 2022.
• Activated from the practice squad to the active roster standard elevation on Dec. 16. 2022.
• Waived by the Colts on Aug. 28, 2024.
• Claimed off waivers by the Titans on Aug. 29, 2024.

SEASON RECAPS:
2025 (14/7 - Tennessee): Has tied for the team lead in tackles twice in 2025 (at IND, vs. HST). Has tied for the team lead in passes defensed twice in 2025 (vs. LAC, vs. JAX). Has tied for the team lead in special teams tackles once in 2025 (at LV).
• At Denver (9/7), played as a reserve at cornerback and tallied four tackles.
• Against L.A. Rams (9/14), saw action as a reserve at cornerback and posted three tackles.
• Against Indianapolis (9/21), played as a reserve at cornerback and notched two tackles.
• At Houston (9/28), saw action as a reserve on special teams.
• At Arizona (10/5), played as a reserve on special teams.
• At Las Vegas (10/12), registered a special teams tackle on coverage units.
• Against New England (10/19), played as a reserve at cornerback and recorded three tackles.
• At Indianapolis (10/26), started at cornerback and tied for the team lead with five tackles before leaving the game in the third quarter with an injury.
• Against L.A. Chargers (11/2), started at cornerback and posted four tackles with a pass defensed. Halted a Chargers' drive by breaking up a pass intended for Ladd McConkey on third-and-two in the third quarter.
• Against Houston (11/16), started at cornerback and collected a career-high while tying for the team lead with 11 tackles. Added a pass defensed and a special teams stop. Forced the Texans to settle for a field goal by breaking up a third-and-five pass intended for Xavier Hutchinson late in the third quarter.
• Against Seattle (11/23), started at cornerback and notched two tackles with a pass defensed. Halted a Seahawks' drive by breaking up a third-and-two pass intended for Cooper Kupp in the third quarter.
• Against Jacksonville (11/30), started at cornerback and registered three tackles with a pass defensed. Ended a Jaguars' drive by breaking up a third-and-seven pass intended for Parker Washington in the second quarter.
• At Cleveland (12/7), started at cornerback and amassed two tackles with two passes defensed. Broke up a deep pass intended for Cedric Tillman in the second quarter. Defended a deep pass intended for Isaiah Bond early in the third stanza.
• At San Francisco (12/14), started at cornerback and posted five tackles.

2024 (17/9 - Tennessee): Saw action in a career-high 17 games with nine starts at cornerback in his first season with the Titans. Posted a career-best 36 tackles, including a stop for loss and five passes defensed. Registered a career-high four special teams tackles. Led or tied for the team lead in passes defensed three times in 2024 (at DET, at LAC, vs. MIN). Tied for the team lead in special teams tackles once in 2024 (vs. NYJ).
• At Chicago (9/8), made his Titans debut as a reserve on special teams and collected a tackle on coverage units.
• Against N.Y. Jets (9/15), tied for the team lead with a career-best two special teams tackles.
• At Miami (9/30), played as a reserve at cornerback and totaled three tackles. Stopped Jaylen Waddle for no gain on a short pass in the fourth quarter.
• Against Indianapolis (10/13), registered a special teams tackle on coverage units.
• At Buffalo (10/20), started at cornerback and recorded five tackles with a pass defensed. Ended a Bills' drive by breaking up a third-and-six pass intended for Mack Hollins late in the first quarter. Teamed with Harold Landry III to stop Ray Davis for no gain on a rush off right guard in the third quarter.
• At Detroit (10/27), started at cornerback and amassed a tackle with a pass defensed. Broke up a pass intended for Tim Patrick late in the third quarter.
• Against New England (11/3), started at cornerback and totaled four tackles, including a stop for loss. Stuffed DeMario Douglas for a three-yard loss on a short pass in the fourth quarter.
• At L.A. Chargers (11/10), started at cornerback and posted a tackle with a pass defensed. Broke up a deep pass intended for Joshua Palmer late in the first half.
• Against Minnesota (11/17), started at cornerback and tallied five tackles with a team-best two passes defensed.
• Against Cincinnati (12/15), saw significant action as a reserve at cornerback and amassed five tackles. Combined with T'Vondre Sweat to stuff Chase Brown for no gain on a rush up the middle in the final stanza.

2023 (14/6 - Indianapolis): Played in 14 games with six starts and registered 34 tackles and seven passes defensed as well as one special teams stop. Was inactive for three contests.
• At Carolina (11/5), totaled a then career-high six tackles and a pass defensed.
• At Tennessee (12/3), recorded four tackles and set a career-high with two passes defensed.
• At Cincinnati (12/10), collected a career-high seven tackles to go along with a pass defensed.

2022 (3/0 - Indianapolis): Saw action as a reserve in three games during

his rookie campaign and tallied a fumble recovery. Spent 13 weeks as a member of the Colts' practice squad. Wasn't with a team for the first week of the season after being released by the Arizona Cardinals following training camp.

• Against Houston (1/7), made his NFL debut and recovered a fumble by Keke Coutee and returned it seven yards in the fourth quarter.

COLLEGE:

• During five playing seasons at Georgia Southern, Baker saw action in 53 games with 23 starts and tallied 111 tackles, 4.5 tackles for loss, 17 passes defensed, three interceptions and two forced fumbles.

• As a graduate (2021), appeared in nine games with eight starts and registered 32 tackles, two tackles for loss, eight passes defensed and a forced fumble.

• As a senior (2020), was named third team All-Sun Belt Conference after starting all 12 games and recording 31 tackles, 1.5 tackles for loss, seven passes defensed and an interception.

• As a junior (2019), saw action in 12 games with three starts and tallied 23 tackles and two passes defensed.

• As a sophomore (2018), appeared in eight games and compiled six tackles with an interception.

• As a redshirt freshman (2017), saw action in all 12 games and tallied 18 tackles, an interception and a forced fumble. Made the Georgia Southern Honor Roll in the spring of 2018.

• As a true freshman (2016), redshirted. Made the Dean's List in the fall and was named to the Sun Belt Conference's Academic Honor Roll for maintaining a 3.0-3.49 GPA for the year.

• Graduated with a degree in interdisciplinary studies from Georgia Southern.

PERSONAL:

• Attended Hephzibah (Ga.) High School and played four years for Coach William Wardell Harrell.

• Also competed in track and field and was a state champion in 2016 in the long jump.

• Follow Baker on X at @12_darrell and on Instagram at @dj.darrell.

• Born Darrell Megail Baker Jr. on March 27, 1998 in Panama City, Panama.

DARRELL BAKER JR.'S GAME-BY-GAME

2022 Indianapolis Colts

Date	Opp	W/L	P/S	Tot	Solo	Asst	Sk	- Yds	QBP	TFL	Int	- Yds	-TD	PD	FF	FR	- Yds	SpT
Dec 17	@ Min	L	p	0	0	0	0.0	0.0	0	0	0	0	0	0	0	0	0	0
Jan 1	@ NYG	L	p	0	0	0	0.0	0.0	0	0	0	0	0	0	0	0	0	0
Jan 7	Hst	L	p	0	0	0	0.0	0.0	0	0	0	0	0	0	0	1	7	0
Totals		**0-3**	**3/0**	**0**	**0**	**0**	**0.0**	**0.0**	**0**	**0**	**0**	**0**	**0**	**0**	**0**	**1**	**7**	**0**

2023 Indianapolis Colts

Date	Opp	W/L	P/S	Tot	Solo	Asst	Sk	- Yds	QBP	TFL	Int	- Yds	-TD	PD	FF	FR	- Yds	SpT
Sept 10	Jax	L	S	4	3	1	0.0	0.0	0	0	0	0	0	0	0	0	0	0
Sept 17	@ Hst	W	p	3	3	0	0.0	0.0	0	0	0	0	0	1	0	0	0	0
Sept 24	@ Bal	W	IA															
Oct 1	LAR	L	IA															
Oct 8	Ten	W	p	0	0	0	0.0	0.0	0	0	0	0	0	0	0	0	0	0
Oct 15	@ Jax	L	p	0	0	0	0.0	0.0	0	0	0	0	0	0	0	0	0	0
Oct 22	Cle	L	p	3	3	0	0.0	0.0	0	0	0	0	0	1	0	0	0	0
Oct 29	NO	L	p	0	0	0	0.0	0.0	0	0	0	0	0	0	0	0	0	0
Nov 5	@ Car	W	S	6	4	2	0.0	0.0	0	0	0	0	0	1	0	0	0	0
Nov 12	@ NE	W	S	4	3	1	0.0	0.0	0	0	0	0	0	0	0	0	0	0
Nov 26	TB	W	S	3	2	1	0.0	0.0	0	0	0	0	0	0	0	0	0	0
Dec 3	@ Ten	W	S	4	3	1	0.0	0.0	0	0	0	0	0	2	0	0	0	1
Dec 10	@ Cin	L	S	7	6	1	0.0	0.0	0	0	0	0	0	1	0	0	0	0
Dec 16	Pit	W	p	0	0	0	0.0	0.0	0	0	0	0	0	0	0	0	0	0
Dec 24	@ Atl	L	IA															
Dec 31	LV	W	p	0	0	0	0.0	0.0	0	0	0	0	0	0	0	0	0	0
Jan 6	Hst	L	p	0	0	0	0.0	0.0	0	0	0	0	0	1	0	0	0	0
Totals		**9-8**	**14/6**	**34**	**27**	**7**	**0.0**	**0.0**	**0**	**0**	**0**	**0**	**0**	**7**	**0**	**0**	**0**	**1**

2024 Tennessee Titans

Date	Opp	W/L	P/S	Tot	Solo	Asst	Sk	- Yds	QBP	TFL	Int	- Yds	-TD	PD	FF	FR	- Yds	SpT
Sept 8	@ Chi	L	p	0	0	0	0.0	0.0	0	0	0	0	0	0	0	0	0	1
Sept 15	NYJ	L	p	0	0	0	0.0	0.0	0	0	0	0	0	0	0	0	0	2
Sept 22	GB	L	p	0	0	0	0.0	0.0	0	0	0	0	0	0	0	0	0	0
Sept 30	@ Mia	W	p	3	2	1	0.0	0.0	0	0	0	0	0	0	0	0	0	0
Oct 13	Ind	L	p	0	0	0	0.0	0.0	0	0	0	0	0	0	0	0	0	1
Oct 20	@ Buf	L	S	5	5	0	0.0	0.0	0	0	0	0	0	1	0	0	0	0
Oct 27	@ Det	L	S	1	1	0	0.0	0.0	0	0	0	0	0	1	0	0	0	0
Nov 3	NE	W	S	4	4	0	0.0	0.0	0	1	0	0	0	0	0	0	0	0
Nov 10	@ LAC	L	S	1	0	1	0.0	0.0	0	0	0	0	0	1	0	0	0	0
Nov 17	Min	L	S	5	4	1	0.0	0.0	0	0	0	0	0	2	0	0	0	0
Nov 24	@ Hst	W	S	3	3	0	0.0	0.0	0	0	0	0	0	0	0	0	0	0
Dec 1	@ Was	L	S	5	2	3	0.0	0.0	0	0	0	0	0	0	0	0	0	0
Dec 8	Jax	L	S	3	3	0	0.0	0.0	0	0	0	0	0	0	0	0	0	0
Dec 15	Cin	L	p	5	3	2	0.0	0.0	0	0	0	0	0	0	0	0	0	0
Dec 22	@ Ind	L	p	0	0	0	0.0	0.0	0	0	0	0	0	0	0	0	0	0
Dec 29	@ Jax	L	S	0	0	0	0.0	0.0	0	0	0	0	0	0	0	0	0	0
Jan 5	Hst	L	p	1	1	0	0.0	0.0	0	0	0	0	0	0	0	0	0	0
Totals		**3-14**	**17/9**	**36**	**28**	**8**	**0.0**	**0.0**	**0**	**1**	**0**	**0**	**0**	**5**	**0**	**0**	**0**	**4**

2025 Tennessee Titans

Date	Opp	W/L	P/S	Tot	Solo	Asst	Sk	- Yds	QBP	TFL	Int	- Yds	-TD	PD	FF	FR	- Yds	SpT
Sept 7	@ Den	L	p	4	3	1	0.0	0.0	0	0	0	0	0	0	0	0	0	0
Sept 14	LAR	L	p	3	1	2	0.0	0.0	0	0	0	0	0	0	0	0	0	0
Sept 21	Ind	L	p	2	0	2	0.0	0.0	0	0	0	0	0	0	0	0	0	0
Sept 28	@ Hst	L	p	0	0	0	0.0	0.0	0	0	0	0	0	0	0	0	0	0
Oct 5	@ Ari	W	p	0	0	0	0.0	0.0	0	0	0	0	0	0	0	0	0	0
Oct 12	@ LV	L	p	0	0	0	0.0	0.0	0	0	0	0	0	0	0	0	0	1
Oct 19	NE	L	p	3	2	1	0.0	0.0	0	0	0	0	0	0	0	0	0	0
Oct 26	@ Ind	L	S	5	4	1	0.0	0.0	0	0	0	0	0	0	0	0	0	0
Nov 2	LAC	L	S	4	2	2	0.0	0.0	0	0	0	0	0	1	0	0	0	0
Nov 16	Hst	L	S	11	8	3	0.0	0.0	0	0	0	0	0	1	0	0	0	1
Nov 23	Sea	L	S	2	1	1	0.0	0.0	0	0	0	0	0	1	0	0	0	0
Nov 30	Jax	L	S	3	2	1	0.0	0.0	0	0	0	0	0	1	0	0	0	0
Dec 7	@ Cle	W	S	2	2	0	0.0	0.0	0	0	0	0	0	2	0	0	0	0
Dec 14	@ SF	L	S	5	4	1	0.0	0.0	0	0	0	0	0	0	0	0	0	0
Dec 21	KC																	
Dec 28	NO																	
Jan 3/4	@ Jax																	
Totals		**2-12**	**14/7**	**44**	**29**	**15**	**0.0**	**0.0**	**0**	**0**	**0**	**0**	**0**	**6**	**0**	**0**	**0**	**2**

DARRELL BAKER JR.'S NFL STATISTICS

REGULAR SEASON				TACKLES							INTERCEPTIONS					FUMBLES			
Year	**Team**	**GP**	**GS**	**Tot**	**Solo**	**Asst**	**Sk**	**Yds**	**QBP**	**TFL**	**No**	**Yds**	**Lg**	**TD**	**PD**	**FF**	**FR**	**Yds**	**SpT**
2022	Indianapolis	3	0	0	0	0	0.0	0.0	0	0	0	0	0	0	0	0	1	7	0
2023	Indianapolis	14	6	34	27	7	0.0	0.0	0	0	0	0	0	0	7	0	0	0	1
2024	Tennessee	17	9	36	28	8	0.0	0.0	0	1	0	0	0	0	5	0	0	0	4
2025	Tennessee	14	7	44	29	15	0.0	0.0	0	0	0	0	0	0	6	0	0	0	2
NFL Totals		**48**	**22**	**114**	**84**	**30**	**0.0**	**0.0**	**0**	**1**	**0**	**0**	**0**	**0**	**18**	**0**	**1**	**7**	**7**

Single-Game Highs

Tackles - **11 vs. Houston (11/16/25)**

Passes Defensed - **2 (Three times, last at Cleveland 12/7/25)**

Fumble Recoveries - 1 vs. Houston (1/8/23)

Special Teams Tackles - 2 vs. N.Y. Jets (9/15/24)

50 CODY BARTON

LINEBACKER • 6'2" • 237 LBS
COLLEGE: UTAH • ACQUIRED: UNRESTRICTED FREE AGENT (DEN) - 2025
NFL EXPERIENCE (NFL/TITANS): 7/1 • HOMETOWN: COTTONWOOD HEIGHTS, UTAH
GAMES PLAYED/GAMES STARTED: 109/57 (PLAYOFFS: 5/4)



CAPTAIN: 2025

PRO: The Titans signed Cody Barton during the 2025 offseason to upgrade the inside linebacker position and add to the veteran leadership on defense. The 6-foot-2-inch, 237-pounder played in 95 games with 43 starts and was selected in the third round of the 2019 NFL Draft by the Seattle Seahawks. Prior to his arrival in Tennessee, the University of Utah product recorded 419 tackles, 10 tackles for loss, 3.5 sacks, five interceptions, three forced fumbles and three fumble recoveries in six pro seasons.

CAREER HIGHLIGHTS:
• In Week 7 of 2024, at New Orleans on Thursday Night Football, Barton earned AFC Defensive Player of the Week honors after an eight-tackle performance that included a sack, a forced fumble and a fumble recovery for a touchdown. Barton notched his first NFL score by returning a strip sack 52 yards for a touchdown in the fourth quarter of a 33-10 primetime victory.
• While with the Commanders in 2020, Barton's 16 tackles on special teams ranked first in the NFC and second in the NFL.

TITANS TIDBITS:
• Barton comes from a family of University of Utah athletes. His mother, Mikki, played basketball and volleyball for the school and is a member of the Utes Hall of Fame. His father, Paul, was also a two-sport Utah athlete, playing football and baseball. Barton was college teammates with his older brother, Jackson, who played offensive line from 2015-18. His sister Dani played Utah volleyball as well. The youngest Barton, Lander, is currently playing linebacker at Utah.
• The Barton family also owns an 80-acre ranch in Duchesne, Utah, about 90 miles southeast of Park City where Cody and his siblings grew up. At the Barton ranch, the family tends cows, horses and other animals. Cody returns to the ranch in his time away from football and enjoys horseback riding, fishing and hunting in his native Utah.

CAREER TRANSACTIONS:
• The Cottonwood Heights, Utah, native was selected by the Seattle Seahawks in the third round (88th overall) of the 2019 NFL Draft.
• Signed by the Washington Commanders as an unrestricted free agent on March 13, 2023.
• Signed by the Denver Broncos as an unrestricted free agent on March 18, 2024.
• Signed by the Titans as an unrestricted free agent on March 13, 2025.

SEASON RECAPS:
2025 (14/14 - Tennessee): Leads the team with three interceptions and 10 passes defensed. Ranks third on the squad with 72 tackles. Has tied for the team lead in tackles twice in 2025 (at DEN, vs. IND). Has led or tied for the team lead in passes defensed three times in 2025 (vs. LAC, vs. HST, at CLE). Selected as a team captain by his teammates.
• At Denver (9/7), made his Titans debut as a starter at linebacker and tied for the team lead with nine tackles, including a stop for loss. Teamed with Sebastian Joseph-Day to stop J.K. Dobbins for no gain on a rush late in the third quarter. Stuffed Marvin Mims Jr. for a one-yard loss on a short pass in the final stanza.
• Against L.A. Rams (9/14), started at linebacker and posted five tackles with an interception and a quarterback pressure. Set up a Titans' field goal just before halftime with a leaping interception of a Matthew Stafford pass intended for Tutu Atwell near the sideline. Combined with Oluwafemi Oladejo to drop Kyren Williams for no gain on a rush in the fourth quarter.
• Against Indianapolis (9/21), started at linebacker and tied for the team lead with six tackles.
• At Houston (9/28), started at linebacker and finished second on the squad with nine tackles.
• At Arizona (10/5), started at linebacker in his 100th career regular season game and registered six tackles.
• At Las Vegas (10/12), started at linebacker and totaled three tackles, an interception and a quarterback pressure. Intercepted a Geno Smith pass intended for Michael Mayer early in the fourth quarter. Combined with Cedric Gray to stonewall Raheem Mostert for no gain on a third-and-three rush in the fourth quarter.
• Against New England (10/19), started at linebacker and recorded four tackles.
• At Indianapolis (10/26), started at linebacker and tallied three tackles, including a stop for loss and a pass defensed. Stopped Ashton Dulin for an eight-yard loss on a short pass early in the first quarter. Broke up a pass intended for Michael Pittman Jr. in the second quarter.
• Against L.A. Chargers (11/2), started at linebacker and posted six tackles with his third interception of the season. Gave the Titans an early 7-0 lead by intercepting a Justin Herbert pass intended for Keenan Allen and returning it 24 yards for a score.
• Against Houston (11/16), started at linebacker and collected six tackles, including a sack, two quarterback pressures and a career-best three passes defensed. Became the first NFL linebacker in 2025 to have one sack and three passes defensed in a game. Broke up a pass intended for Christian Kirk early in the first quarter. Halted a Texans' drive by dropping Davis Mills for an 11-yard sack on fourth-and-goal from the one-yard line in the opening stanza. Deflected a pass intended for Dalton Schultz in the second quarter. Defended a deep pass intended for Schultz late in the first half.
• Against Seattle (11/23), started at linebacker and notched three tackles with a quarterback pressure. Combined with Sebastian Joseph-Day to stuff Zach Charbonnet for no gain on a rush in the fourth quarter.
• Against Jacksonville (11/30), started at linebacker and registered two tackles, including a stop for loss and two quarterback pressures. Combined with Arden Key to drop Travis Etienne Jr. for a one-yard loss on a rush in the second stanza.
• At Cleveland (12/7), started at linebacker and amassed five tackles to go along with a career-high-tying three passes defensed. Increased his season total to 10 passes defensed, becoming the team's first linebacker to reach the mark in a single season since Keith Bulluck (10) in 2005. Combined with Jeffery Simmons to stuff Dylan Sampson for no gain on a rush early in the third quarter. Halted a Browns' drive by breaking up a third-and-10 pass intended for Harold Fannin Jr. in the third stanza. Broke up a pass intended for Blake Whiteheart late in the third quarter. Ended a Browns' drive by knocking down a third-and-15 pass intended for Fannin Jr. in the final quarter.
• At San Francisco (12/14), started at linebacker and posted five tackles.

2024 (17/14, 1/1 - Denver): Played in 17 games with 14 starts at linebacker for the Broncos. Recorded 104 tackles, two tackles for loss, 1.5 sacks, five passes defensed, two interceptions, one forced fumble

and one fumble recovery. Started the team's playoff contest, collecting eight tackles.
• At New Orleans (10/17), recorded eight tackles to go with one sack, a forced fumble and a fumble recovery for a touchdown. Blitzed off the edge in the first quarter to cause a strip sack on Spencer Rattler, which was recovered by the Broncos. In the final stanza, he recovered another sack fumble and returned it 52 yards for the first defensive touchdown of his career. Barton was named AFC Defensive Player of the Week for his efforts.
• Against Atlanta (11/17), recorded his first interception of the season, nabbing a Kirk Cousins pass over the middle and returning it 15 yards. Added four tackles in the win.
• Against Cleveland (12/2), picked off a Jameis Winston pass late in the game, returning it 56 yards to secure the victory. Added eight tackles.
• At Buffalo (1/12), recorded eight tackles in the Wild Card loss.

2023 (13/13 - Washington): Started 13 games at linebacker and totaled 121 tackles, one interception, one pass defensed and one fumble recovery. Was placed on injured reserve before Week 8 and missed four games. Registered double-digit tackles in four consecutive games (vs. MIA, at LAR, at NYJ, vs SF).
• At Denver (9/17), recorded 10 tackles and a fumble recovery. Recovered a Russell Wilson fumble caused by a Jamin Davis sack.
• At Atlanta (10/15), recorded a career-high 15 tackles with a stop for loss, combining with James Smith-Williams to corral Bijan Robinson on third-and-one.
• At N.Y. Jets (12/24), recorded 10 tackles with an interception, picking off a Sam Darnold pass at Washington's six yard-line and returning it 52 yards into Jets' territory.

2022 (17/11, 1/1 - Seattle): Played in all 17 games with 11 starts at linebacker for the Seahawks. Set a career-best with 133 tackles, four tackles for loss, two sacks, two interceptions and six passes defensed. Started in the team's playoff game, marking a playoff career-high with nine tackles.
• Against Denver (9/12), racked up 10 tackles, two stops for loss and a sack, dropping Russell Wilson for an eight-yard loss. Brought down Javonte Williams for a four-yard loss in the fourth quarter.
• Against N.Y. Giants (10/30), sacked Daniel Jones on a bootleg scramble for no gain.
• At Tampa Bay (11/13), recorded his first career interception, nabbing a Tom Brady pass over the middle, to go with nine tackles.
• Against Las Vegas (11/27), collected 12 tackles, one stop for loss and a pass defensed. In the first quarter, broke up a Derek Carr pass intended for Foster Moreau over the middle which ricoheted into Quandre Diggs' arms for a Seattle interception. In the fourth quarter of a tie game, brought down Josh Jacobs for a loss of one on fourth-and-one.
• At L.A. Rams (12/4), recorded seven tackles and a game-sealing interception of a John Wolford pass in the final moments of the Seahawks' victory.
• Against Carolina (12/11), matched a then-personal best with 14 tackles.
• At San Francisco (1/14), started in the Wild Card round and notched nine tackles to mark a postseason career-best. Also broke up a Brock Purdy pass intended for Jauan Jennings in the first quarter and brought Elijah Mitchell down for a loss in the final frame.

2021 (16/1 - Seattle): Played in 16 games with one start at linebacker. Was inactive for a contest. Recorded 25 tackles, one tackle for loss and a pass defensed. Also ranked second on the team with 12 special teams tackles.
• At Arizona (1/9), made his first start of the season, recording 11 tackles.

2020 (16/2, 1/0 - Seattle): Played in 16 games with two starts at linebacker. Finished the year with 19 tackles and two forced fumbles. Racked up a team-high 16 special teams tackles, which also established a personal best. Played in the team's postseason game, notching a tackle on special teams.
• Against Minnesota (10/11), started at linebacker and recorded 14 tackles, marking a career-high.

2019 (16/2, 2/2 - Seattle): Played in 16 games as a rookie with two starts at linebacker. Finished the year with 17 tackles, a forced fumble and a pass defensed. Also started the team's two playoff matchups, recording eight tackles and a sack.
• Against New Orleans (9/22), recovered a muffed punt by the Saints while in punt coverage, giving Seattle possesion in New Orleans' territory in the third quarter.
• At L.A. Rams (12/8), recorded four tackles and broke up a Jared Goff pass intended for Robert Woods in his first NFL start.
• At Philadelphia (1/5), started in the Seahawks' Wild Card round win, registering five tackles, two passes defensed and a sack in his first career postseason appearance. Broke up a pass intended for Miles Sanders in the first quarter to force a third-and-long and brought Josh McCown down in the second quarter for his first career sack.
• At Green Bay (1/12), started the team's Divisional Round playoff game, making three tackles.

COLLEGE:
• Played four seasons at Utah (2015-18), where he was an honorable mention All-Pac 12 linebacker as a senior. Played in 50 games with 23 starts for the Utes, recording 234 tackles, 23.5 tackles for loss, nine sacks, 11 passes defensed, one interception, one forced fumble and three fumble recoveries.
• As a senior (2018), started all 14 games at middle linebacker and served as a team captain. Led the team with 116 tackles, 10.5 tackles for loss, six pass breakups, four sacks, an interception and a forced fumble.
• As a junior (2017), played in all 13 games with four starts at linebacker. Recorded 45 tackles, 4.5 tackles for loss, four sacks, three fumble recoveries and one pass defensed.
• As a sophomore (2016), played in 11 games with five starts at rover. Ranked second on the team with 66 tackles. Also racked up 6.5 tackles for loss, three passes breakups and a sack. Collected 20 tackles against Oregon (11/19), the most by a Ute since 1991.
• As a freshman (2015), played in 12 games as a freshman, primarily on special teams. Notched seven tackles in his first year.
• Graduated from Utah with a bachelor's degree in economics.

PERSONAL:
• Attended Brighton (Utah) High School where he played defensive back. Was a Salt Lake Tribue and Deseret News first-team all-state honoree as a senior. Rated a three-star recruit by Rivals.com and Scout.com.
• Racked up 72 tackles and three interceptions on defense and 27 receptions for 334 yards and two touchdowns at tight end as a senior.
• Son of Paul Barton and Mikki Kane-Barton.
• Has three siblings, brothers Jackson and Lander and sister Dani.
• Born Cody Likeke Barton on Nov. 13, 1996 in Salt Lake City, Utah.

CODY BARTON'S GAME-BY-GAME

2019 Seattle Seahawks

Date	Opp	W/L	P/S	Tot	Solo	Asst	Sk	- Yds	QBP	TFL	Int - Yds	-TD	PD	FF	FR - Yds	SpT
Sept 8	Cin	W	p	0	0	0	0.0	0.0	0	0	0	0	0	0	0	0
Sept 15	@ Pit	W	p	0	0	0	0.0	0.0	0	0	0	0	0	0	0	0
Sept 22	NO	L	p	0	0	0	0.0	0.0	0	0	0	0	0	1	0	0
Sept 29	@ Ari	W	p	0	0	0	0.0	0.0	0	0	0	0	0	0	0	0
Oct 3	LAR	W	p	0	0	0	0.0	0.0	0	0	0	0	0	0	0	1
Oct 13	@ Cle	W	p	0	0	0	0.0	0.0	0	0	0	0	0	0	0	0
Oct 20	Bal	L	p	0	0	0	0.0	0.0	0	0	0	0	0	0	0	1
Oct 27	@ Atl	W	p	1	1	0	0.0	0.0	0	0	0	0	0	0	0	1
Nov 3	TB	W	p	0	0	0	0.0	0.0	0	0	0	0	0	0	0	1
Nov 11	@ SF	W	p	0	0	0	0.0	0.0	0	0	0	0	0	0	0	1
Nov 24	@ Phi	L	p	0	0	0	0.0	0.0	0	0	0	0	0	0	0	1
Dec 2	Min	W	p	0	0	0	0.0	0.0	0	0	0	0	0	0	0	0
Dec 8	@ LAR	L	S	4	1	3	0.0	0.0	0	0	0	0	1	0	0	0
Dec 15	@ Car	W	S	10	3	7	0.0	0.0	0	0	0	0	0	0	0	0
Dec 22	Ari	L	p	1	0	1	0.0	0.0	0	0	0	0	0	0	0	1
Dec 30	Ind	L	p	1	0	1	0.0	0.0	0	0	0	0	0	0	0	0
Totals		**11-5**	**16/2**	**17**	**5**	**12**	**0.0**	**0.0**	**0**	**0**	**0**	**0**	**0**	**1**	**0**	**1**	**0**	**6**
Playoffs																		
Jan 5	@ Phi	W	S	5	4	1	1.0	1.0	2	1	0	0	0	2	0	0	0	0
Jan 12	@ GB	L	S	3	0	3	0.0	0.0	0	0	0	0	0	0	0	0	0	0
Totals		**1-1**	**2/2**	**8**	**4**	**3**	**1.0**	**1.0**	**2**	**1**	**0**	**0**	**0**	**2**	**0**	**0**	**0**	**0**

2020 Seattle Seahawks

Date	Opp	W/L	P/S	Tot	Solo	Asst	Sk	- Yds	QBP	TFL	Int - Yds	-TD	PD	FF	FR - Yds	SpT
Sept 13	@ Atl	W	p	0	0	0	0.0	0.0	0	0	0	0	0	0	0	0
Sept 20	NE	W	p	0	0	0	0.0	0.0	0	0	0	0	0	0	0	1
Sept 27	Dal	W	p	0	0	0	0.0	0.0	0	0	0	0	0	0	0	0
Oct 4	@ Mia	W	S	3	1	2	0.0	0.0	0	0	0	0	0	0	0	0
Oct 11	Min	W	S	14	9	5	0.0	0.0	0	0	0	0	0	0	0	0
Oct 25	@ Ari	L	p	0	0	0	0.0	0.0	0	0	0	0	0	0	0	1
Nov 1	SF	W	p	0	0	0	0.0	0.0	0	0	0	0	0	1	0	2
Nov 8	@ Buf	L	p	0	0	0	0.0	0.0	0	0	0	0	0	0	0	1
Nov 15	@ LAR	L	p	0	0	0	0.0	0.0	0	0	0	0	0	0	0	0
Nov 19	Ari	W	p	0	0	0	0.0	0.0	0	0	0	0	0	0	0	2
Nov 30	@ Phi	W	p	0	0	0	0.0	0.0	0	0	0	0	0	0	0	2
Dec 6	NYG	L	p	0	0	0	0.0	0.0	0	0	0	0	0	0	0	1
Dec 13	NYJ	W	p	2	1	1	0.0	0.0	0	0	0	0	0	0	0	0
Dec 20	@ Was	W	p	0	0	0	0.0	0.0	0	0	0	0	0	0	0	2
Dec 27	LAR	W	p	0	0	0	0.0	0.0	0	0	0	0	0	1	0	1
Jan 3	@ SF	W	p	0	0	0	0.0	0.0	0	0	0	0	0	0	0	3
Totals		**12-4**	**16/2**	**19**	**11**	**8**	**0.0**	**0.0**	**0**	**0**	**0**	**0**	**0**	**0**	**2**	**0**	**0**	**16**
Playoffs																		
Jan 9	LAR	L	p	0	0	0	0.0	0.0	0	0	0	0	0	0	0	0	0	1
Totals		**0-1**	**1/1**	**0**	**0**	**0**	**0.0**	**0.0**	**0**	**0**	**0**	**0**	**0**	**0**	**0**	**0**	**0**	**1**

2021 Seattle Seahawks

Date	Opp	W/L	P/S	Tot	Solo	Asst	Sk	- Yds	QBP	TFL	Int - Yds	-TD	PD	FF	FR - Yds	SpT
Sept 12	@ Ind	W	p	1	1	0	0.0	0.0	0	0	0	0	0	0	0	1
Sept 19	Ten	L	p	1	0	1	0.0	0.0	0	0	0	0	0	0	0	2
Sept 26	@ Min	L	p	5	1	4	0.0	0.0	1	0	0	0	0	0	0	1
Oct 3	@ SF	W	p	0	0	0	0.0	0.0	0	0	0	0	0	0	0	2
Oct 7	LAR	L	p	0	0	0	0.0	0.0	0	0	0	0	0	0	0	0
Oct 17	@ Pit	L	p	0	0	0	0.0	0.0	0	0	0	0	0	0	0	2
Oct 25	NO	L	p	0	0	0	0.0	0.0	0	0	0	0	0	0	0	1
Oct 31	Jax	W	p	0	0	0	0.0	0.0	0	0	0	0	0	0	0	0
Nov 14	@ GB	L	IA													
Nov 21	Ari	L	p	0	0	0	0.0	0.0	0	0	0	0	0	0	0	0
Nov 29	Was	L	p	0	0	0	0.0	0.0	0	0	0	0	0	0	0	1
Dec 5	SF	W	p	0	0	0	0.0	0.0	0	0	0	0	0	0	0	0
Dec 12	@ Hst	W	p	0	0	0	0.0	0.0	0	0	0	0	0	0	0	0
Dec 21	@ LAR	L	p	0	0	0	0.0	0.0	0	0	0	0	0	0	0	0
Dec 26	Chi	L	p	0	0	0	0.0	0.0	0	0	0	0	0	0	0	2
Jan 2	Det	W	p	7	5	2	0.0	0.0	0	1	0	0	1	0	0	0
Jan 9	@ Ari	W	S	11	7	4	0.0	0.0	0	0	0	0	0	0	0	0
Totals		**7-10**	**16/2**	**25**	**14**	**11**	**0.0**	**0.0**	**1**	**1**	**0**	**0**	**0**	**1**	**0**	**0**	**0**	**12**

2022 Seattle Seahawks

Date	Opp	W/L	P/S	Tot	Solo	Asst	Sk	- Yds	QBP	TFL	Int - Yds	-TD	PD	FF	FR - Yds	SpT
Sept 12	Den	W	S	10	8	2	1.0	8.0	1	2	0	0	0	0	0	0	0
Sept 18	@ SF	L	p	11	4	7	0.0	0.0	0	0	0	0	0	0	0	0	0
Sept 25	Atl	L	S	6	3	3	0.0	0.0	0	0	0	0	0	0	0	0	0
Oct 2	@ Det	W	p	7	4	3	0.0	0.0	0	0	0	0	0	1	0	0	0	0
Oct 9	@ NO	L	S	12	7	5	0.0	0.0	0	0	0	0	0	0	0	0	0
Oct 16	Ari	W	S	2	1	1	0.0	0.0	0	0	0	0	0	0	0	0	0
Oct 23	@ LAC	W	p	4	4	0	0.0	0.0	0	0	0	0	0	0	0	0	1
Oct 30	NYG	W	p	5	3	2	1.0	0.0	1	0	0	0	0	1	0	0	0	1
Nov 6	@ Ari	W	p	3	3	0	0.0	0.0	0	0	0	0	0	0	0	0	0	0
Nov 13	@ TB	W	S	9	7	2	0.0	0.0	0	0	1	1	0	1	0	0	0	0
Nov 27	LV	L	p	12	8	4	0.0	0.0	0	1	0	0	0	1	0	0	0	0
Dec 4	@ LAR	W	S	7	4	3	0.0	0.0	0	0	1	10	0	1	0	0	0	0
Dec 11	Car	L	S	14	6	8	0.0	0.0	0	0	0	0	0	0	0	0	0	0
Dec 15	SF	L	S	10	6	4	0.0	0.0	1	0	0	0	0	0	0	0	0	0
Dec 24	@ KC	L	S	8	4	4	0.0	0.0	1	0	0	0	0	0	0	0	0	1
Jan 1	NYJ	W	S	6	3	3	0.0	0.0	0	1	0	0	0	0	0	0	0	0
Jan 8	LAR	W	S	7	6	1	0.0	0.0	0	0	0	0	0	1	0	0	0	0
Totals		**9-8**	**17/11**	**133**	**81**	**52**	**2.0**	**8.0**	**4**	**4**	**2**	**11**	**0**	**6**	**0**	**0**	**0**	**3**
Playoffs																		
Jan 14	@ SF	L	S	9	4	5	0.0	0.0	0	1	0	0	0	1	0	0	0	0
Totals		**0-1**	**1/1**	**9**	**4**	**5**	**0.0**	**0.0**	**0**	**1**	**0**	**0**	**0**	**1**	**0**	**0**	**0**	**0**

2023 Washington Commanders

Date	Opp	W/L	P/S	Tot	Solo	Asst	Sk	- Yds	QBP	TFL	Int - Yds	-TD	PD	FF	FR - Yds	SpT
Sept 10	Ari	W	S	5	3	2	0.0	0.0	0	0	0	0	0	0	0	0	0
Sept 17	@ Den	W	S	10	4	6	0.0	0.0	2	0	0	0	0	0	0	1	0	0
Sept 24	Buf	L	S	13	7	6	0.0	0.0	0	0	0	0	0	0	0	0	0	0
Oct 1	@ Phi	L	S	9	8	1	0.0	0.0	2	0	0	0	0	0	0	0	0	0
Oct 5	Chi	L	S	8	5	3	0.0	0.0	1	0	0	0	0	0	0	0	0	0
Oct 15	@ Atl	W	S	15	5	10	0.0	0.0	1	1	0	0	0	0	0	0	0	0
Oct 22	@ NYG	L	S	1	1	0	0.0	0.0	0	0	0	0	0	0	0	0	0	0
Oct 29	Phi	L	IR															
Nov 5	@ NE	W	IR															
Nov 12	@ Sea	L	IR															
Nov 19	NYG	L	IR															
Nov 23	@ Dal	L	S	6	4	2	0.0	0.0	0	1	0	0	0	0	0	0	0	0
Dec 3	Mia	L	S	11	5	6	0.0	0.0	1	0	0	0	0	0	0	0	0	0
Dec 17	@ LAR	L	S	13	5	8	0.0	0.0	1	0	0	0	0	0	0	0	0	0
Dec 24	NYJ	L	S	10	7	3	0.0	0.0	0	0	1	52	1	1	0	0	0	0
Dec 31	SF	L	S	12	9	3	0.0	0.0	0	1	0	0	0	0	0	0	0	0
Jan 7	Dal	L	S	8	4	4	0.0	0.0	0	0	0	0	0	0	0	0	0	0
Totals		**4-13**	**13/13**	**121**	**67**	**54**	**0.0**	**0.0**	**8**	**3**	**1**	**52**	**0**	**1**	**0**	**1**	**0**	**0**

2024 Denver Broncos

Date	Opp	W/L	P/S	Tot	Solo	Asst	Sk	- Yds	QBP	TFL	Int - Yds	-TD	PD	FF	FR - Yds	SpT
Sept 8	@ Sea	L	p	2	2	0	0.0	0.0	0	1	0	0	0	0	0	0	0
Sept 15	Pit	L	p	6	3	3	0.0	0.0	0	0	0	0	0	0	0	0	1
Sept 22	@ TB	W	p	4	0	4	0.0	0.0	0	0	0	0	0	0	0	0	0
Sept 29	@ NYJ	W	S	10	4	6	0.0	0.0	0	0	0	0	0	0	0	0	0
Oct 6	LV	W	S	7	7	0	0.0	0.0	0	0	0	0	0	0	0	0	0
Oct 13	LAC	L	S	8	1	7	0.0	0.0	0	0	0	0	0	0	0	0	0
Oct 17	@ NO	W	S	8	6	2	1.0	0.0	0	0	0	0	0	1	1	1	52	0
Oct 27	Car	W	S	2	1	1	0.0	0.0	0	0	0	0	0	0	0	0	0	0
Nov 3	@ Bal	L	S	7	1	6	0.0	0.0	0	0	0	0	0	0	0	0	0	0
Nov 10	@ KC	L	S	8	1	7	0.0	0.0	0	0	0	0	0	0	0	0	0	1
Nov 17	Atl	W	S	4	3	1	0.0	0.0	0	0	1	15	0	1	0	0	0	0
Nov 24	@ LVR	W	S	6	5	1	0.5	2.5	0	0	0	0	0	1	0	0	0	0
Dec 2	Cle	W	S	8	5	3	0.0	0.0	0	0	1	56	0	1	0	0	0	0
Dec 15	Ind	W	S	8	4	4	0.0	0.0	0	0	0	0	0	0	0	0	0	0
Dec 19	@ LAC	L	S	7	5	2	0.0	0.0	0	1	0	0	0	0	0	0	0	0
Dec 28	@ Cin	L	S	6	3	3	0.0	0.0	0	0	0	0	0	1	0	0	0	0
Jan 5	KC	W	S	3	1	2	0.0	0.0	0	0	0	0	0	0	0	0	0	0
Totals		**10-7**	**17/14**	**104**	**52**	**52**	**1.5**	**2.5**	**0**	**2**	**2**	**71**	**0**	**5**	**1**	**1**	**52**	**2**
Playoffs																		
Jan 14	@ Buf	L	S	8	2	6	0.0	0.0	0	0	0	0	0	0	0	0	0	0
Totals		**0-1**	**1/1**	**8**	**2**	**6**	**0.0**	**0.0**	**0**	**0**	**0**	**0**	**0**	**0**	**0**	**0**	**0**	**0**

2025 Tennessee Titans

Date	Opp	W/L	P/S	Tot	Solo	Asst	Sk	- Yds	QBP	TFL	Int - Yds	-TD	PD	FF	FR - Yds	SpT
Sept 7	@ Den	L	S	9	5	4	0.0	0.0	0	1	0	0	0	0	0	0	0
Sept 14	LAR	L	S	5	2	3	0.0	0.0	1	0	1	0	0	1	0	0	0	0
Sept 21	Ind	L	S	6	5	1	0.0	0.0	0	0	0	0	0	0	0	0	0	0
Sept 28	@ Hst	L	S	9	6	3	0.0	0.0	0	0	0	0	0	0	0	0	0	0
Oct 5	@ Ari	W	S	6	4	2	0.0	0.0	0	0	0	0	0	0	0	0	0	0
Oct 12	@ LV	L	S	3	0	3	0.0	0.0	1	0	1	1	0	1	0	0	0	0
Oct 19	NE	L	S	4	1	3	0.0	0.0	0	0	0	0	0	0	0	0	0	0
Oct 26	@ Ind	L	S	3	2	1	0.0	0.0	0	1	0	0	0	1	0	0	0	0
Nov 2	LAC	L	S	6	2	4	0.0	0.0	0	0	1	24	1	1	0	0	0	0
Nov 16	Hst	L	S	6	2	4	1.0	11.0	2	1	0	0	0	3	0	0	0	0
Nov 23	Sea	L	S	3	1	2	0.0	0.0	1	0	0	0	0	0	0	0	0	0
Nov 30	Jax	L	S	2	2	0	0.0	0.0	2	1	0	0	0	0	0	0	0	0
Dec 7	@ Cle	W	S	5	1	4	0.0	0.0	0	0	0	0	0	3	0	0	0	0
Dec 14	@ SF	L	S	5	1	4	0.0	0.0	0	0	0	0	0	0	0	0	0	0
Dec 21	KC																	
Dec 28	NO																	
Jan 3/4	@ Jax																	
Totals		**2-12**	**14/14**	**72**	**34**	**38**	**1.0**	**11.0**	**7**	**4**	**3**	**25**	**1**	**10**	**0**	**0**	**0**	**0**

CODY BARTON'S NFL STATISTICS

REGULAR SEASON				TACKLES							INTERCEPTIONS					FUMBLES			
Year	**Team**	**GP**	**GS**	**Tot**	**Solo**	**Asst**	**Sk**	**Yds**	**QBP**	**TFL**	**No**	**Yds**	**Lg**	**TD**	**PD**	**FF**	**FR**	**Yds**	**SpT**
2019	Seattle	16	2	17	5	12	0.0	0.0	9	0	0	0	0	0	1	0	1	0	6
2020	Seattle	16	2	19	11	8	0.0	0.0	0	0	0	0	0	0	0	2	0	0	16
2021	Seattle	16	1	25	14	11	0.0	0.0	1	1	0	0	0	0	1	0	0	0	12
2022	Seattle	17	11	133	81	52	2.0	8.0	4	4	2	11	10	0	6	0	0	0	3
2023	Washington	13	13	121	67	54	0.0	0.0	8	3	1	52	52	0	1	0	1	5	0
2024	Denver	17	14	104	52	52	1.5	2.5	18	2	2	71	56	0	5	1	1	52	2
2025	Tennessee	14	14	72	34	38	1.0	11.0	7	4	3	25	24t	1	10	0	0	0	0
NFL Totals		**109**	**57**	**491**	**264**	**227**	**4.5**	**21.5**	**47**	**14**	**8**	**159**	**56**	**1**	**24**	**3**	**3**	**57**	**39**

PLAYOFFS				TACKLES							INTERCEPTIONS					FUMBLES			
Year	**Team**	**GP**	**GS**	**Tot**	**Solo**	**Asst**	**Sk**	**Yds**	**QBP**	**TFL**	**No**	**Yds**	**Lg**	**TD**	**PD**	**FF**	**FR**	**Yds**	**SpT**
2019	Seattle	2	2	5	4	1	1.0	1.0	2	1	0	0	0	0	2	0	0	0	0
2020	Seattle	1	0	0	0	0	0.0	0.0	0	0	0	0	0	0	0	0	0	0	1
2022	Seattle	1	1	9	4	5	0.0	0.0	0	1	0	0	0	0	1	0	0	0	0
2024	Denver	1	1	8	2	6	0.0	0.0	0	0	0	0	0	0	0	0	0	0	0
NFL Totals		**5**	**4**	**25**	**10**	**15**	**1.0**	**1.0**	**2**	**2**	**0**	**0**	**0**	**0**	**3**	**0**	**0**	**0**	**1**

Single-Game Highs

Tackles - 15 at Atlanta (10/15/23)
Sacks - **1 (Four times, last vs. Houston 11/16/25)**
Tackle For Loss - 2 vs. Denver (9/12/21)
Interceptions - **1 (Eight times, last vs. L.A. Chargers 11/2/25)**
Quarterback Pressures - 4 at Las Vegas (11/24/24)
Passes Defensed - **3 (Twice, last at Cleveland 12/7/25)**
Forced Fumbles - 1 (Three times, last at New Orleans 10/17/2024)

Additional Statistics

Touchdowns - **1 (24-yard interception return vs. L.A. Chargers, 11/2/25)**

Playoff Single-Game Highs

Tackles - 9 at San Francisco (1/14/23)
Sacks - 1 at Philadelphia (1/5/20)
Quarterback Pressures - 2 at Philadelphia (1/5/20)
Passes Defensed - 2 at Philadelphia (1/5/20)

30 KENDELL BROOKS

DEFENSIVE BACK • 6'0" • 206 LBS
COLLEGE: MICHIGAN STATE • ACQUIRED: FREE AGENT - 2024
NFL EXPERIENCE (NFL/TITANS): 1/1 • HOMETOWN: SWANSEA, S.C.
GAMES PLAYED/GAMES STARTED: 13/0 (PLAYOFFS: 0/0)

PRO: The Titans signed Kendell Brooks to the team's practice squad early in the 2024 season to add depth on special teams and in the secondary. Prior to joining the Titans, the 6-foot, 206-pounder spent the offseason with the Indianapolis Colts and a brief week with the Washington Commanders. The Swansea, S.C., native was originally signed as an undrafted free agent by the Arizona Cardinals following the 2023 NFL Draft and spent the offseason program with the team.

TITANS TIDBITS:
• Since being signed to the Titans, Brooks has been heavily involved in the community by attending weekly school visits.

CAREER TRANSACTIONS:
• The Swansea, S.C., native was originally signed by the Arizona Cardinals as a rookie free agent on May 1, 2023.
• Released by the Cardinals on Aug. 29, 2023.
• Signed by the Indianapolis Colts to a future's contract on Jan. 9, 2024.
• Released by the Colts on Aug. 14, 2024.
• Signed by the Washington Commanders as a free agent on Aug. 20, 2024.
• Released by the Commanders on Aug. 27, 2024.
• Signed by the Titans to the team's practice squad on Sept. 2, 2024.
• Signed by the Titans to the active roster from the practice squad on Dec. 7, 2024.
• Waived by the Titans on Aug. 26, 2025 and signed to the team's practice squad a day later.
• Released from the Titans' practice squad on Sept. 1, 2025.
• Signed by the Titans to their practice squad on Oct. 2, 2025.
• Activated from the practice squad to the active roster standard elevation on Oct. 4, 2025.
• Signed by the Titans to the active roster from the practice squad on Oct. 11, 2025.

SEASON RECAPS:
2025 (8/0 - Tennessee): Has led or tied for the team lead in special teams tackles twice in 2025 (at IND, vs. HST).
• At Arizona (10/5), posted a special teams tackle on coverage units.
• At Las Vegas (10/12), played as a reserve on special teams.
• Against New England (10/19), saw action as a reserve on special teams.
• At Indianapolis (10/26), tallied a special teams tackle on coverage units.
• Against L.A. Chargers (11/2), played as a reserve on special teams.
• Against Houston (11/16), led the team with three special teams tackles.
• Against Seattle (11/23), was inactive.
• Against Jacksonville (11/30), was inactive.
• At Cleveland (12/7), returned to the lineup as a reserve on special teams.
• At San Francisco (12/14), played as a reserve at safety after Kevin Winston Jr. and Xavier Woods left the game with injuries and finished second on the team with a career-best eight tackles. Combined with Marcus Harris to stop Brian Robinson Jr. for no gain on a rush late in the third stanza.

2024 (5/0 - Tennessee): Saw action as a reserve in five games and registered a special teams stop. Spent the first 12 games of the season on the Titans' practice squad. Tied for the team lead in special teams tackles once in 2024 (vs. CIN). Made his NFL debut against Jacksonville (12/8/24).
• Against Cincinnati (12/15), tied for the team lead with a special teams tackle on coverage units.

2023 (0/0 - Arizona): Spent the offseason program and training camp with the Arizona Cardinals.

COLLEGE:
• Appeared in 24 games in two seasons (2021-22) at Michigan State and collected 105 tackles, four passes defensed, 3.5 tackles for loss and three forced fumbles. Transferred to Michigan State after playing two season (2018-19) at North Greenville.
• As a senior (2022), played in 11 games with 10 starts and set a career-high with 100 tackles, the second-most on the team and tied for fifth in the Big Ten.
• As a junior (2021), played in all 13 games primarily on speical teams and had nine tackles and one pass defensed.
• As a redshirt sophomore (2020), did not play due to the COVID-19 pandemic. Transferred to Michigan State following the season.
• As a sophomore (2019), played in 10 games with nine starts and had 56 tackles, two passes defensed and one tackle for loss.
• As a freshman (2018), appeared in nine games with one start and totaled 22 tackles, one tackle for loss and one forced fumble.
• Graduated from Michigan State with a degree in Human Resources and Labor Relations in December 2022.

PERSONAL:
• Earned All-State and All-Midlands Team honors at Swansea (S.C.) High School.
• Selected to the North-South All-Star game as a senior.
• Follow Brooks on Instagram at @k_b.___ and on X at @4thQtrKB
• Son of Kenneth Brooks and Stephanie Barnes.
• Born Stefan Brooks on March, 3, 2000 in Swansea, S.C.

KENDELL BROOKS' GAME-BY-GAME

2024 Tennessee Titans

Date	Opp	W/L	P/S	Tot	Solo	Asst	Sk	- Yds	QBP	TFL	Int	- Yds	-TD	PD	FF	FR	- Yds	SpT
Sept 8	@ Chi	L	PS															
Sept 15	NYJ	L	PS															
Sept 22	GB	L	PS															
Sept 30	@ Mia	W	PS															
Oct 13	Ind	L	PS															
Oct 20	@ Buf	L	PS															
Oct 27	@ Det	L	PS															
Nov 3	NE	W	PS															
Nov 10	@ LAC	L	PS															
Nov 17	Min	L	PS															
Nov 24	@ Hou	W	PS															
Dec 1	@ Was	L	PS															
Dec 8	Jax	L	p	0	0	0	0.0	0.0	0	0	0	0	0	0	0	0	0	0
Dec 15	Cin	L	p	0	0	0	0.0	0.0	0	0	0	0	0	0	0	0	0	1
Dec 22	@ Ind	L	p	0	0	0	0.0	0.0	0	0	0	0	0	0	0	0	0	0
Dec 29	@ Jax	L	p	0	0	0	0.0	0.0	0	0	0	0	0	0	0	0	0	0
Jan 4/5	Hou	L	p	0	0	0	0.0	0.0	0	0	0	0	0	0	0	0	0	0
Totals		**3-14**	**5/0**	**0**	**0**	**0**	**0.0**	**0.0**	**0**	**0**	**0**	**0**	**0**	**0**	**0**	**0**	**0**	**1**

2025 Tennessee Titans

Date	Opp	W/L	P/S	Tot	Solo	Asst	Sk	- Yds	QBP	TFL	Int	- Yds	-TD	PD	FF	FR	- Yds	SpT
Oct 5	@ Ari	W	p	0	0	0	0.0	0.0	0	0	0	0	0	0	0	0	0	1
Oct 12	@ LV	L	p	0	0	0	0.0	0.0	0	0	0	0	0	0	0	0	0	0
Oct 19	NE	L	p	0	0	0	0.0	0.0	0	0	0	0	0	0	0	0	0	0
Oct 26	@ Ind	L	p	0	0	0	0.0	0.0	0	0	0	0	0	0	0	0	0	1
Nov 2	LAC	L	p	0	0	0	0.0	0.0	0	0	0	0	0	0	0	0	0	0
Nov 16	Hst	L	p	0	0	0	0.0	0.0	0	0	0	0	0	0	0	0	0	3
Nov 23	Sea	L	IA															
Nov 30	Jax	L	IA															
Dec 7	@ Cle	W	p	0	0	0	0.0	0.0	0	0	0	0	0	0	0	0	0	0
Dec 14	@ SF	L	p	8	3	5	0.0	0.0	0	0	0	0	0	0	0	0	0	0
Dec 21	KC																	
Dec 28	NO																	
Jan 3/4	@ Jax																	
Totals		**2-8**	**8/0**	**8**	**3**	**5**	**0.0**	**0.0**	**0**	**0**	**0**	**0**	**0**	**0**	**0**	**0**	**0**	**5**

KENDELL BROOKS' NFL STATISTICS

REGULAR SEASON				TACKLES							INTERCEPTIONS					FUMBLES			
Year	**Team**	**GP**	**GS**	**Tot**	**Solo**	**Asst**	**Sk**	**Yds**	**QBP**	**TFL**	**No**	**Yds**	**Lg**	**TD**	**PD**	**FF**	**FR**	**Yds**	**SpT**
2024	Tennessee	5	0	0	0	0	0.0	0.0	0	0	0	0	0	0	0	0	0	0	1
2025	Tennessee	8	0	8	3	5	0.0	0.0	0	0	0	0	0	0	0	0	0	0	5
NFL Totals		**13**	**0**	**8**	**3**	**5**	**0.0**	**0.0**	**0**	**0**	**0**	**0**	**0**	**0**	**0**	**0**	**0**	**0**	**6**

Single-Game Highs

Tackles - **8 at San Francisco (12/14/25)**

Special Teams Tackles - **3 vs. Houston (11/16/25)**

44 MIKE BROWN

SAFETY • 6'1" • 218 LBS
COLLEGE: MIAMI (OHIO) • ACQUIRED: FREE AGENT - 2022
NFL EXPERIENCE (NFL/TITANS): 3/2 • HOMETOWN: GRAND RAPIDS, MICH.
GAMES PLAYED/GAMES STARTED: 38/5 (PLAYOFFS: 0/0)

PRO: The Titans signed Mike Brown from the Cleveland Browns' practice squad late in the 2022 season to add depth on special teams coverage units and in the secondary. Prior to joining the Titans, the 6-foot-1-inch, 218-pounder played in three games as a rookie with the Browns. In 2024, his second full season with the Titans, Brown set career marks with 38 total tackles in four starts at safety. The Grand Rapids, Mich., native was originally signed as an undrafted free agent by the Minnesota Vikings following the 2022 NFL Draft and also spent time with the Green Bay Packers during his rookie campaign.

TITANS TIDBITS:
• His best friend and teammate at Grand Rapids Central Catholic (Mich.) High School, offensive lineman Jalen Mayfield, was selected by the Atlanta Falcons in the third round of the 2021 NFL Draft.
• He chose No. 3 for his college jersey to represent him, his brother and his mother.

CAREER TRANSACTIONS:
• The Grand Rapids, Mich., native was originally signed by the Minnesota Vikings as a rookie free agent on May 1, 2022.
• Released by the Vikings on Aug. 30, 2022.
• Signed by the Green Bay Packers to their practice squad on Sept. 14, 2022.
• Released by the Packers from their practice squad on Sept. 22, 2022.
• Signed by the Minnesota Vikings to their practice squad on Oct. 5, 2022.
• Released by the Vikings from their practice squad on Oct. 18, 2022.
• Signed by the Cleveland Browns to their practice squad on Oct. 25, 2022.
• Activated from the practice squad to the Browns' active roster standard elevation on Nov. 19, 2022.
• Activated from the practice squad to the Browns' active roster standard elevation on Dec. 3, 2022.
• Activated from the practice squad to the Browns' active roster standard elevation on Dec. 10, 2022.
• Signed by the Titans to the team's active roster off of the Browns' practice squad on Jan. 2, 2023.

SEASON RECAPS:
2025 (9/0 - Tennessee): Has tied for the team lead in special teams tackles twice in 2025 (vs. LAR, vs. SEA). Placed on injured reserve on Oct. 4 and missed five games before being designated to return on Nov. 15.
• At Denver (9/7), played as a reserve on special teams.
• Against L.A. Rams (9/14), posted a special teams stop on coverage units.
• Against Indianapolis (9/21), saw action as a reserve on special teams.
• At Houston (9/28), played as a reserve on special teams.
• Against Houston (11/16), returned to the lineup as a reserve at safety and on special teams.
• Against Seattle (11/23), tied for the team lead with two special teams stops.
• Against Jacksonville (11/30), played as a reserve on special teams before being disqualified from the contest in the fourth quarter.
• At Cleveland (12/7), saw action as a reserve on special teams. Recovered a Corey Bojorquez blocked punt by James Williams Sr. and returned it seven yards in the fourth quarter.
• At San Francisco (12/14), played as a reserve on special teams and left the game early in the first quarter with an injury.

2024 (17/4 - Tennessee): Played in a career-high 17 games with four starts at safety and collected a career-best 38 tackles to go along with two quarterback pressures and a pass defensed. Ranked second on the team with a career-high 11 special teams tackles. Led or tied for the team lead in special teams tackles five times in 2024 (vs. NYJ, vs. IND, vs. MIN, vs. CIN, at JAX).
• Against New England (11/3), saw signicant action as a reserve at safety after Quandre Diggs left the game in the second quarter with an injury and totaled a then career-high seven tackles, a pass defensed and a quarterback pressure. Broke up a deep pass intended for Hunter Henry along the sideline in the extra session.
• At L.A. Chargers (11/10), started at safety and finished second on the squad with a career-high eight tackles.
• At Houston (11/24), started at safety and notched five tackles.
• At Jacksonville (12/29), saw significant action as a reserve at safety and totaled seven tackles. Tied for the team lead with a special teams stop on coverage units.

2023 (9/1 - Tennessee): Played in nine games with a start at safety and collected seven tackles, a quarterback pressure and a pass defensed. Placed on injured reserve on Sept. 26 and missed six games before being designated to return on Nov. 18. Was inactive for two contests. Made his first career NFL start against Seattle (12/24/23).
• Against L.A. Chargers (9/17), played as a reserve at safety and collected a pass defensed. Halted a Chargers' drive by defending a pass intended for Keenan Allen on third-and-seven in the fourth quarter.
• Against Seattle (12/24), made his first career NFL start at safety and produced a then career-best four tackles with a quarterback pressure. Stuffed Kenneth Walker III for no gain on a rush off right tackle in the third quarter.

2022 (3/0 - Cleveland; 0/0 - Tennessee): Signed by the Titans from the Cleveland Browns' practice squad prior to the regular season finale. Was inactive in his only contest as a member of the Titans. Saw action as a reserve in three games with the Browns and collected a special teams tackle. Spent one week on the Green Bay Packers' practice squad, two weeks on the Minnesota Vikings' practice squad and six weeks on the Browns' practice squad throughout the season.

COLLEGE:
• Appeared in 54 games at Miami (Ohio) and registered 197 total tackles, 10 passes defensed, four interceptions, 3.5 sacks, a forced fumble and two fumble recoveries.
• As a redshirt senior (2021), started 13 games and recorded 66 tackles, 2.5 sacks, a forced fumble, a fumble recovery, a pass defensed and 9.5 tackles for loss.
• As a senior (2020), started three games in a COVID-19 pandemic-shortened season and registered 13 tackles with a sack.
• As a junior (2019), started all 14 games and posted three interceptions with two of them returned for touchdowns. Tied for the most interception return touchdowns in the nation. Notched 56 total tackles, with a season-high seven in both the Iowa and Northern Illinois games. Named one of team's Defensive Skill Players of the Year and was also selected Academic All-MAC.
• As a sophomore (2018), played in all 12 games with nine starts and collected 58 tackles, three tackles for loss and one interception.

- As a freshman (2017), appeared in all 12 games and totaled four tackles on the season.
- Majored in sport leadership and management at Miami (Ohio).

PERSONAL:
- Attended Grand Rapids Catholic Central (Mich.) High School.
- As a senior (2016), was a team captain and earned first-team All-State while leading his team to a state championship. Was named to the West Michigan Dream Team.
- Follow Brown on Instagram at @_mymike and on X at @mymike_.
- Born Michael Curtis Brown II on April 7, 1999 in Grand Rapids, Mich.

MIKE BROWN'S TITANS GAME-BY-GAME

2023 Tennessee Titans

Date	Opp	W/L	P/S	Tot	Solo	Asst	Sk	- Yds	QBP	TFL	Int	- Yds	-TD	PD	FF	FR	- Yds	SpT
Sept 10	@ NO	L	p	0	0	0	0.0	0.0	0	0	0	0	0	0	0	0	0	0
Sept 17	LAC	W	p	0	0	0	0.0	0.0	0	0	0	0	0	1	0	0	0	0
Sept 24	@ Cle	L	p	0	0	0	0.0	0.0	0	0	0	0	0	0	0	0	0	0
Oct 1	Cin	W	IR															
Oct 8	@ Ind	L	IR															
Oct 15	Bal	L	IR															
Oct 29	Atl	W	IR															
Nov 2	@ Pit	L	IR															
Nov 12	@ TB	L	IR															
Nov 19	@ Jax	L	p	2	1	1	0.0	0.0	0	0	0	0	0	0	0	0	0	0
Nov 26	Car	W	p	0	0	0	0.0	0.0	0	0	0	0	0	0	0	0	0	0
Dec 3	Ind	L	p	0	0	0	0.0	0.0	0	0	0	0	0	0	0	0	0	0
Dec 11	@ Mia	W	IA															
Dec 17	HST	L	IA															
Dec 24	Sea	L	S	4	3	1	0.0	0.0	1	0	0	0	0	0	0	0	0	0
Dec 31	@ HST	L	p	1	1	0	0.0	0.0	0	0	0	0	0	0	0	0	0	0
Jan 7	Jax	W	p	0	0	0	0.0	0.0	0	0	0	0	0	0	0	0	0	0
Totals		**6-11**	**9/1**	**7**	**5**	**2**	**0**	**0**	**1**	**0**	**0**	**0**	**0**	**1**	**0**	**0**	**0**	**0**

2024 Tennessee Titans

Date	Opp	W/L	P/S	Tot	Solo	Asst	Sk	- Yds	QBP	TFL	Int	- Yds	-TD	PD	FF	FR	- Yds	SpT
Sept 8	@ Chi	L	p	0	0	0	0.0	0.0	0	0	0	0	0	0	0	0	0	1
Sept 15	NYJ	L	p	0	0	0	0.0	0.0	0	0	0	0	0	0	0	0	0	2
Sept 22	GB	L	p	0	0	0	0.0	0.0	0	0	0	0	0	0	0	0	0	0
Sept 30	@ Mia	W	p	0	0	0	0.0	0.0	0	0	0	0	0	0	0	0	0	0
Oct 13	Ind	L	p	0	0	0	0.0	0.0	0	0	0	0	0	0	0	0	0	2
Oct 20	@ Buf	L	p	1	0	1	0.0	0.0	0	0	0	0	0	0	0	0	0	1
Oct 27	@ Det	L	p	0	0	0	0.0	0.0	0	0	0	0	0	0	0	0	0	1
Nov 3	NE	W	p	7	3	4	0.0	0.0	1	0	0	0	0	1	0	0	0	0
Nov 10	@ LAC	L	S	8	5	3	0.0	0.0	0	0	0	0	0	0	0	0	0	0
Nov 17	Min	L	S	2	1	1	0.0	0.0	0	0	0	0	0	0	0	0	0	1
Nov 24	@ HST	W	S	5	3	2	0.0	0.0	0	0	0	0	0	0	0	0	0	0
Dec 1	@ Was	L	p	2	1	1	0.0	0.0	0	0	0	0	0	0	0	0	0	0
Dec 8	Jax	L	p	0	0	0	0.0	0.0	0	0	0	0	0	0	0	0	0	0
Dec 15	Cin	L	p	0	0	0	0.0	0.0	0	0	0	0	0	0	0	0	0	1
Dec 22	@ Ind	L	p	2	0	2	0.0	0.0	0	0	0	0	0	0	0	0	0	1
Dec 29	@ Jax	L	p	7	4	3	0.0	0.0	0	0	0	0	0	0	0	0	0	1
Jan 5	HST	L	S	4	3	1	0.0	0.0	1	0	0	0	0	0	0	0	0	0
Totals		**3-14**	**17/4**	**38**	**20**	**18**	**0**	**0**	**2**	**0**	**0**	**0**	**0**	**1**	**0**	**0**	**0**	**11**

2025 Tennessee Titans

Date	Opp	W/L	P/S	Tot	Solo	Asst	Sk	- Yds	QBP	TFL	Int	- Yds	-TD	PD	FF	FR	- Yds	SpT
Sept 7	@ Den	L	p	0	0	0	0.0	0.0	0	0	0	0	0	0	0	0	0	0
Sept 14	LAR	L	p	0	0	0	0.0	0.0	0	0	0	0	0	0	0	0	0	1
Sept 21	Ind	L	p	0	0	0	0.0	0.0	0	0	0	0	0	0	0	0	0	0
Sept 28	@ Hst	L	p	0	0	0	0.0	0.0	0	0	0	0	0	0	0	0	0	0
Oct 5	@ Ari	W	IR															
Oct 12	@ LV	L	IR															
Oct 19	NE	L	IR															
Oct 26	@ Ind	L	IR															
Nov 2	LAC	L	IR															
Nov 16	Hst	L	p	0	0	0	0.0	0.0	0	0	0	0	0	0	0	0	0	0
Nov 23	Sea	L	p	0	0	0	0.0	0.0	0	0	0	0	0	0	0	0	0	2
Nov 30	Jax	L	p	0	0	0	0.0	0.0	0	0	0	0	0	0	0	0	0	0
Dec 7	@ Cle	W	p	0	0	0	0.0	0.0	0	0	0	0	0	0	0	0	0	0
Dec 14	@ SF	L	p	0	0	0	0.0	0.0	0	0	0	0	0	0	0	0	0	0
Dec 21	KC																	
Dec 28	NO																	
Jan 3/4	@ Jax																	
Totals		**2-12**	**9/0**	**0**	**0**	**0**	**0**	**0**	**0**	**0**	**0**	**0**	**0**	**0**	**0**	**0**	**0**	**3**

MIKE BROWN'S NFL STATISTICS

REGULAR SEASON				TACKLES							INTERCEPTIONS					FUMBLES			
Year	**Team**	**GP**	**GS**	**Tot**	**Solo**	**Asst**	**Sk**	**Yds**	**QBP**	**TFL**	**No**	**Yds**	**Lg**	**TD**	**PD**	**FF**	**FR**	**Yds**	**SpT**
2022	CLE/TEN	3	0	0	0	0	0.0	0.0	0	0	0	0	0	0	0	0	0	0	1
2023	Tennessee	9	1	7	5	2	0.0	0.0	1	0	0	0	0	0	1	0	0	0	0
2024	Tennessee	17	4	38	20	18	0.0	0.0	2	0	0	0	0	0	1	0	0	0	11
2025	Tennessee	9	0	0	0	0	0.0	0.0	0	0	0	0	0	0	0	0	0	0	3
NFL Totals		**38**	**5**	**45**	**25**	**20**	**0.0**	**0.0**	**3**	**0**	**0**	**0**	**0**	**0**	**2**	**0**	**0**	**0**	**15**

Single-Game Highs

Tackles - 8 at L.A. Chargers (11/10/24)
Passes Defensed - 1 (Twice, vs. New England 11/3/24)
Quarterback Pressures - 1 (Three times, vs. Houston 1/5/25)
Special Teams Tackles - **2 (Three times, last vs. Seattle 11/23/25)**

36 JULIUS CHESTNUT

RUNNING BACK • 5'11" • 228 LBS
COLLEGE: SACRED HEART • ACQUIRED: FREE AGENT - 2022
NFL EXPERIENCE (NFL/TITANS): 4/4 • HOMETOWN: BOWIE, MD.
GAMES PLAYED/GAMES STARTED: 40/0 (PLAYOFFS: 0/0)

PRO: The Titans signed Julius Chestnut as an undrafted free agent following the 2022 NFL Draft to provide depth to the running back rotation. The 5-foot-11-inch, 228-pounder possesses excellent play strength as a bigger-bodied running back and also adds value on special teams. In 2024, he set career highs with 22 carries for 102 yards and ranked second on the team with 13 kickoff returns for 337 yards. The Bowie, Md., native logged 593 carries for 3,467 yards (5.8-yard avg.) and 29 touchdowns over four seasons at Sacred Heart (2018-21).

CAREER HIGHLIGHTS:
• In the Titans' 2024 season opener at Chicago, Chestnut recorded his first career fumble recovery, jumping on a Velus Jones muffed kicked in the first quarter.
• In 2021, Chestnut averaged 205.2 all-purpose yards per contest, which ranked first in the FCS.
• As a sophomore in 2019, Chestnut set career-highs with 293 carries for 1,495 yards and 11 touchdowns. His 1,495 rushing yards were the second-most in program history and third-most in the nation.

TITANS TIDBITS:
• While at Sacred Heart, Chestnut interned for the school's athletic department and assisted with statistical analysis, marketing, and ticket sales.
• His father, Keith, owns a landscaping company. Throughout high school and college summer breaks, Chestnut would wake up at 5 a.m. to help load trucks and lay mulch.
• Despite having the opportunity to enter the transfer portal and play for a larger program, Chestnut chose to remain at FCS-level Sacred Heart because of his relationships at the school and within the program. "Everybody thinks about it," Chestnut said. "But I was like, why would I leave a place where people love me and care about me? If I left, would I get the same love that I get here? I don't think so. The coaches care about me — and I care about them, as well. I've made a lot of good friends here, met a lot of good people, and there are a lot of connections I can make in the outside world from here. So I was like, no — no way I can do that."
• In 2022, Chestnut became the second player from Sacred Heart University to appear in an NFL game, joining former Bills defensive back Jon Corto (2008-10).

CAREER TRANSACTIONS:
• The Bowie, Md., native was signed by the Titans as an undrafted free agent on May 13, 2022.
• Waived by the Titans on Oct. 1, 2022 and signed to the team's practice squad two days later.
• Activated from the practice squad to the active roster standard elevation on Dec. 3, 2022.
• Activated from the practice squad to the active roster standard elevation on Dec. 10, 2022.
• Signed by the Titans to their active roster from the practice squad on Dec. 17, 2022.

SEASON RECAPS:
2025 (14/0): Leads the team with 13 special teams tackles. Has tied for the team lead in special teams tackles seven times in 2025 (at HST, at LV, vs. NE, at IND, vs. SEA, vs. JAX, at CLE).
• At Denver (9/7), saw action as a reserve at running back and carried the ball twice for two yards.
• Against L.A. Rams (9/14), played as a reserve at running back and on special teams.
• Against Indianapolis (9/21), saw action as a reserve at running back and rushed twice for 26 yards with a career-long 27-yard rush. Kept a Titans' touchdown drive alive with 27-yard rumble on third-and-two midway through the third quarter.
• At Houston (9/28), saw action as a reserve at running back. Tied for the team lead with two special teams tackles.
• At Arizona (10/5), played as a reserve at running back and rushed once for three yards. Kept the Titans' opening scoring drive alive with a three-yard rush on third-and-one in the first quarter.
• At Las Vegas (10/12), collected a special teams tackle on coverage units.
• Against New England (10/19), recorded a special teams tackle on coverage units.
• At Indianapolis (10/26), played as a reserve at running back and carried the ball twice for five yards. Tallied a special teams tackle on coverage units.
• Against L.A. Chargers (11/2), posted a special teams tackle on coverage units.
• Against Houston (11/16), played as a reserve on special teams and returned two kickoffs for 49 yards.
• Against Seattle (11/23), tied for the team lead with two special teams stops. Rushed twice for three yards out of the backfield. Returned one kickoff for 32 yards. Kept the Titans' initial scoring drive alive with a three-yard rumble on third-and-one in the opening stanza.
• Against Jacksonville (11/30), registered a special teams tackle on coverage units.
• At Cleveland (12/7), tied for the team lead with a career-best three special teams stops.
• At San Francisco (12/14), collected a special teams tackle on coverage units.

2024 (17/0): Played as a reserve in all 17 games for the first time in his career. Rushed 22 times for a career-best 102 yards. Caught two passes for 11 yards. Set career-highs with 13 kickoff returns and 337 kickoff return yards. Registered a tackle and a fumble recovery on special teams coverage units.
• At Chicago (9/8), played as a reserve on special teams and collected a fumble recovery on coverage units. Gave the Titans great field position by pouncing on a Bears fumble at the Chicago 32-yard line during a kickoff return late in the first quarter.
• At Detroit (10/27), played as a reserve at running back and rushed a career-best seven times for a career-high 32 yards.
• Against New England (11/3), saw action as a reserve at running back and carried the ball five times for 22 yards. Had a highlight 12-yard run when he hurdled a Patriots defender before being forced out of bounds inside the five-yard line.
• At Houston (11/24), played as a reserve at running back and rushed once for three yards, while catching one pass for two yards. Returned three kickoffs for a then career-high 91 yards with a long return of 39 yards. Kick-started the Titans' opening scoring drive with a 39-yard kickoff return in the first quarter.

2023 (3/0): Saw action as a reserve in the first three games and collected two special teams stops. Placed on injured reserve on Sept. 26 and missed the final 14 games of the regular season. Led the team in special teams tackles once in 2023 (vs. LAC).
• At New Orleans (9/10), saw action as a reserve at running back and on special teams.

• Against L.A. Chargers (9/17), led the team with two special teams tackles on coverage units.
• At Cleveland (9/24), saw limited action on special teams before leaving the game with an injury in the first quarter.

2022 (6/0): Saw action in six games as a reserve at running back during his rookie campaign. Rushed nine times for 12 yards and caught three passes for 41 yards. Returned 10 kickoffs for 215 yards. Was inactive for the first three games of the season. Spent eight contests on the team's practice squad. Played in his first career NFL contest at Philadelphia (12/4/22).
• At Philadelphia (12/4), made his NFL debut as a reserve at running back and on special teams. Carried the ball fives times for 13 yards.
• Against Jacksonville (12/11), played as a reserve at running back and caught two passes for eight yards out of the backfield. Returned two kickoffs for 53 yards with a long return of 33 yards.
• Against Houston (12/24), returned four kickoffs for 85 yards.
• Against Dallas (12/29), played as a reserve at running back and rushed four times for minus one yard. Hauled in a reception for 33 yards. Returned one kickoff for 25 yards. Set up the Titans' first field goal with a 33-yard gain on a screen pass in the second quarter.
• At Jacksonville (1/7), saw action on special teams and returned two kickoffs for 46 yards.

COLLEGE:
• Appeared in 32 games over four seasons at Sacred Heart (2018-21) and logged 593 carries for 3,467 yards (5.8-yard avg.), including a career-long 86-yard carry, with 29 touchdowns. Made 28 receptions for 412 yards (14.7-yard avg.) and five scores. Added 10 kick returns for 108 yards and two punt returns for 10 yards.
• As a senior (2021), played in five games and posted 91 rushes for 542 yards (6.0-yard avg.) and three touchdowns. Recorded a season-long rush of 39 yards. Caught two passes for 15 yards.
• As a junior (2020), appeared in four games and rushed 93 times for 717 yards (7.7-yard avg.) and eight scores. Posted a season-long rush of 69 yards and averaged 205.2 all-purpose yards per contest which led the FCS. Added eight catches for 171 yards and three touchdowns including a career-long 60-yard reception. Earned first-team All-American recognition by AP and FCS. Named Northeast Conference Offensive Player of the Year.
• As a sophomore (2019), saw action in 12 games and set career-highs with 293 carries for 1,495 yards and 11 touchdowns. His 1,495 rushing yards were the second-most in program history and third-most in the nation. Logged a career-long 86-yard rush. Also caught a career-high 14 passes for a career-best 179 yards and two scores and added two punt returns for 10 yards. Earned third-team All-American recognition by AP and first-team All-NEC honors. Recorded 100-yard rushing games in nine contests.
• As a freshman (2018), played in 11 games and rushed 116 times for 713 yards with seven touchdowns. Rushed for a season-long gain of 75 yards. Made four catches for 47 yards and added 10 kick returns for 108 yards including a long of 29 yards. Also made six tackles and one forced fumble on defense. Named the NEC Offensive Rookie of the Year.
• Graduated from Sacred Heart in May 2022 with a degree in economics.

PERSONAL:
• Attended Archbishop Spalding (Md.) High School where he carried the ball 133 times for 817 yards and 13 touchdowns as a senior.
• Son of Nichelle and Keith Chestnut.
• Has one older sister, Torri.
• Follow Chestnut on Instagram at @j.chestnut7 and on X at @juliuschestnut.
• Born Julius Chestnut on Oct. 26, 2000 in Bowie, Md.

JULIUS CHESTNUT'S GAME-BY-GAME

2022 Tennessee Titans					RUSHING					RECEIVING				
Date		Opp	W/L	P/S	Att	Yds	Avg	Lg	TD	No	Yds	Avg	Lg	TD
Sept 11		NYG	L	IA										
Sept 19	@	Buf	L	IA										
Sept 25		LV	W	IA										
Oct 2	@	Ind	W	PS										
Oct 9	@	Was	W	PS										
Oct 23		Ind	W	PS										
Oct 30	@	HST	W	PS										
Nov 6	@	KC	L	PS										
Nov 13		Den	W	PS										
Nov 17	@	GB	W	PS										
Nov 27		Cin	L	PS										
Dec 4	@	Phi	L	p	5	13	2.6	5	0	0	0	-	0	0
Dec 11		Jax	L	p	0	0	-	0	0	2	8	4.0	4	0
Dec 18	@	LAC	L	p	0	0	-	0	0	0	0	-	0	0
Dec 24		HST	L	p	0	0	-	0	0	0	0	-	0	0
Dec 29		Dal	L	p	4	-1	-0.3	1	0	1	33	33.0	33	0
Jan 7	@	Jax	L	p	0	0	-	0	0	0	0	-	0	0
Totals			**7-10**	**6/0**	**9**	**12**	**1.3**	**5**	**0**	**3**	**41**	**13.7**	**33**	**0**

2023 Tennessee Titans					RUSHING					RECEIVING				
Date		Opp	W/L	P/S	Att	Yds	Avg	Lg	TD	No	Yds	Avg	Lg	TD
Sept 10	@	NO	L	p	0	0	-	0	0	0	0	-	0	0
Sept 17		LAC	W	p	0	0	-	0	0	0	0	-	0	0
Sept 24	@	Cle	L	p	0	0	-	0	0	0	0	-	0	0
Oct 1		Cin			Placed on injured reserve on Sept. 26									
Totals			**1-2**	**3/0**	**0**	**0**	**-**	**0**	**0**	**0**	**0**	**-**	**0**	**0**

2024 Tennessee Titans					RUSHING					RECEIVING				
Date		Opp	W/L	P/S	Att	Yds	Avg	Lg	TD	No	Yds	Avg	Lg	TD
Sept 8	@	Chi	L	p	0	0	-	0	0	0	0	-	0	0
Sept 15		NYJ	L	p	0	0	-	0	0	0	0	-	0	0
Sept 22		GB	L	p	0	0	-	0	0	0	0	-	0	0
Sept 30	@	Mia	W	p	0	0	-	0	0	0	0	-	0	0
Oct 13		Ind	L	p	1	2	2.0	2	0	0	0	-	0	0
Oct 20	@	Buf	L	p	3	15	5.0	8	0	1	9	9.0	9	0
Oct 27	@	Det	L	p	7	32	4.6	9	0	0	0	-	0	0
Nov 3		NE	W	p	5	22	4.4	12	0	0	0	-	0	0
Nov 10	@	LAC	L	p	0	0	-	0	0	0	0	-	0	0
Nov 17		Min	L	p	0	0	-	0	0	0	0	-	0	0
Nov 24	@	HST	W	p	1	3	3.0	3	0	1	2	2.0	2	0
Dec 1	@	Was	L	p	0	0	-	0	0	0	0	-	0	0
Dec 8		Jax	L	p	0	0	-	0	0	0	0	-	0	0
Dec 15		Cin	L	p	0	0	-	0	0	0	0	-	0	0
Dec 22	@	Ind	L	p	0	0	-	0	0	0	0	-	0	0
Dec 29	@	Jax	L	p	3	17	5.7	9	0	0	0	-	0	0
Jan 5		HST	L	p	2	11	5.5	8	0	0	0	-	0	0
Totals			**3-14**	**17/0**	**22**	**102**	**4.6**	**12**	**0**	**2**	**11**	**5.5**	**9**	**0**

2025 Tennessee Titans					RUSHING					RECEIVING				
Date		Opp	W/L	P/S	Att	Yds	Avg	Lg	TD	No	Yds	Avg	Lg	TD
Sept 7	@	Den	L	p	2	2	1.0	1	0	0	0	-	0	0
Sept 14		LAR	L	p	0	0	-	0	0	0	0	-	0	0
Sept 21		Ind	L	p	2	26	13.0	27	0	0	0	-	0	0
Sept 28	@	Hst	L	p	1	0	0.0	0	0	0	0	-	0	0
Oct 5	@	Ari	W	p	1	3	3.0	3	0	0	0	-	0	0
Oct 12	@	LV	L	p	0	0	-	0	0	0	0	-	0	0
Oct 19		NE	L	p	0	0	-	0	0	0	0	-	0	0
Oct 26	@	Ind	L	p	2	5	2.5	5	0	0	0	-	0	0
Nov 2		LAC	L	p	0	0	-	0	0	0	0	-	0	0
Nov 16		Hst	L	p	0	0	-	0	0	0	0	-	0	0
Nov 23		Sea	L	p	2	3	1.5	3	0	0	0	-	0	0
Nov 30		Jax	L	p	0	0	-	0	0	0	0	-	0	0
Dec 7	@	Cle	W	p	0	0	-	0	0	0	0	-	0	0
Dec 14	@	SF	L	p	0	0	-	0	0	0	0	-	0	0
Dec 21		KC												
Dec 28		NO												
Jan 3/4	@	Jax												
Totals			**2-12**	**14/0**	**10**	**39**	**3.9**	**27**	**0**	**0**	**0**	**-**	**0**	**0**

JULIUS CHESTNUT'S NFL STATISTICS

REGULAR SEASON				RUSHING					RECEIVING				
Year	Team	GP	GS	No	Yds	Avg	Lg	TD	Att	Yds	Avg	Lg	TD
2022	Tennessee	6	0	9	12	1.3	5	0	3	41	13.7	33	0
2023	Tennessee	3	0	0	0	-	0	0	0	0	-	0	0
2024	Tennessee	17	0	22	102	4.6	12	0	2	11	5.5	9	0
2025	Tennessee	14	0	10	39	3.9	27	0	0	0	-	0	0
NFL Totals		**40**	**0**	**41**	**153**	**3.7**	**27**	**0**	**5**	**52**	**10.4**	**33**	**0**

REGULAR SEASON		PUNT RETURNS						KICKOFF RETURNS				
Year	Team	No	FC	Yds	Avg	Lg	TD	No	Yds	Avg	Lg	TD
2022	Tennessee	0	0	0	-	0	0	10	215	21.5	33	0
2024	Tennessee	0	0	0	-	0	0	13	337	25.9	39	0
2025	Tennessee	0	0	0	-	0	0	3	81	27.0	32	0
NFL Totals		**0**	**0**	**0**	**-**	**0**	**0**	**26**	**633**	**24.3**	**39**	**0**

Single-Game Highs

Rushes - 7 at Detroit (10/27/24)
Rushing Yards - 32 at Detroit (10/27/24)
Long Rush - **27 vs. Indianapolis (9/21/25)**
Receptions - 2 vs. Jacksonville (12/11/22)
Receiving Yards - 33 vs. Dallas (12/29/22)
Long Reception - 33 vs. Dallas (12/29/22)
Kickoff Returns - 4 (Twice, last at Washington 12/1/24)
Kickoff Return Yards - 96 at Washington (12/1/24)
Long Kickoff Return - 39 at Houston (11/24/24)

Additional Statistics

Special Teams Tackles - 2 (2023), 1 (2024), **13 (2025)**
Special Teams Fumble Recoveries - 1 (2024)
Misc. Tackles - 1 (2024)

46 MORGAN COX

LONG SNAPPER • 6'4" • 233 LBS
COLLEGE: TENNESSEE • ACQUIRED: UNRESTRICTED FREE AGENT (BAL) - 2021
NFL EXPERIENCE (NFL/TITANS): 16/5 • HOMETOWN: COLLIERVILLE, TENN.
GAMES PLAYED/GAMES STARTED: 247/0 (PLAYOFFS: 11/0)

SUPER BOWL: 2012

PRO BOWL: 2015, 2016, 2019, 2020, 2022

CAPTAIN: 2023, 2024, 2025

PRO: The Titans signed unrestricted free agent Morgan Cox during the 2021 offseason to add a veteran presence and experience to the long snapping position. In his first 15 NFL seasons, the 6-foot-4-inch, 233-pounder appeared in 233 regular season games, including all 17 games with the Titans in 2021, 2022, 2023 and 2024. The University of Tennessee product is widely considered one of the best at his position in the NFL and has been selected to five Pro Bowls, four as a member of the Baltimore Ravens and one with the Titans in 2022. The Collierville, Tenn., native was originally signed as a rookie free agent by the Ravens following the 2010 NFL Draft.

CAREER HIGHLIGHTS:
• Cox, a five-time Pro Bowler, spent his first 11 NFL seasons (2010-20) with the Baltimore Ravens and appeared in 165 games and 10 postseason contests with the club.
• In 2025, Cox was named the long snapper for ESPN's All Quarter Century Team.
• In 2011, Cox earned the Ravens' Ed Block Courage Award after returning from a significant injury suffered in 2010.
• In 2024, Cox saw action in his 233rd career NFL regular season contest, surpassing Hall of Famer Reggie White for the fourth-most NFL games played by a former University of Tennessee product.

TITANS TIDBITS:
• Cox traveled to Uganda during the 2025 offseason to do missionary work and serve God's Kingdom. Cox joined 12 others on the trip, where the group spent a week assisting those at a village and school that houses 750 kids, ranging from ages from 3 to 22. This marked his second volunteer trip to the country after visiting in 2019.
• March 7, 2013 was proclaimed "Morgan Cox Day" in his hometown of Collierville, Tenn.
• Cox played an integral part in the Baltimore Ravens' social justice initiatives. In 2018, he participated in the announcement of the HVAC donation from the Players' Social Justice Fund at Lakewood Elementary in Baltimore. In 2017, Cox took part in a police ride along with law enforcement officials in West Baltimore to meet with local youth and discuss topics surrounding social justice.
• Cox was an integral figure in the AFC Pro Bowl team's Kick-Tac-Toe victory at the 2023 Pro Bowl. He nailed all three targets from distance to win the competition for his team.
• Cox's wife, Lauren, is an actress and has appeared in Baltimore-filmed TV shows "House of Cards" and "Veep" and on the drama "To-Do."
• Cox served as his high school's newspaper sports editor his final two years at Evangelical Christian High School in Memphis.

CAREER TRANSACTIONS:
• The Collierville, Tenn., native was originally signed by the Baltimore Ravens as a rookie free agent on May 6, 2010.
• Signed by the Titans as an unrestricted free agent on March 19, 2021.

SEASON RECAPS:
2025 (14/0 - Tennessee): Selected as a team captain by his teammates.
• At Denver (9/7), executed all of his snaps as the long snapper, including on all four of Joey Slye's made field goals.
• Against L.A. Rams (9/14), served as the long snapper for Joey Slye's four field goals, including the second-longest in franchise history from 57 yards and Johnny Hekker's five punts that netted a 47.2 average.
• Against Indianapolis (9/21), played as a reserve as the team's long snapper.
• At Houston (9/28), saw action as a reserve at long snapper.
• At Arizona (10/5), served as the team's long snapper, including for Joey Slye's first career game-winning field goal from 29 yards out as time expired in regulation.
• At Las Vegas (10/12), played as a reserve at long snapper.
• Against New England (10/19), saw action as a reserve at long snapper.
• At Indianapolis (10/26), served as the team's long snapper.
• Against L.A. Chargers (11/2), played as a reserve at long snapper.
• Against Houston (11/16), saw action as a reserve at long snapper.
• Against Seattle (11/23), served as the team's long snapper.
• Against Jacksonville (11/30), played as a reserve at long snapper.
• At Cleveland (12/7), saw action as a reserve at long snapper.
• At San Francisco (12/14), served as the team's long snapper.

2024 (17/0 - Tennessee): Appeared in every game of the season for the 12th time in his career and his fourth consecutive season for the Titans. Registered a career-best three special teams tackles. Helped Nick Folk post a 95.5 percent accuracy on field goals which led the NFL in 2024. Assisted Ryan Stonehouse in averaging 50.6 yards per punt which ranked third in the NFL in 2024. Led the team in special teams tackles once in 2024 (at MIA). Selected as a team captain by his teammates.
• At Miami (9/30), served as the team's long snapper and executed the snaps for Nick Folk's five field goals and two extra point makes. Led the team with a special teams stop on coverage units.
• At Buffalo (10/20), played as a reserve at long snapper and posted a special teams tackle.
• Against New England (11/3), executed all of his snaps, including for Nick Folk's 25-yard game-winning field goal in overtime.
• At Houston (11/24), executed all of his snaps, including for all three of Nick Folk's 50-plus yard field goals. Notched a special teams tackle on coverage units.
• Against Houston (1/5), played as a reserve at long snapper. Appeared in his 233rd career game, surpassing Hall of Famer Reggie White for the fourth-most NFL games played by a former University of Tennessee product.

2023 (17/0 - Tennessee): Appeared in all 17 games for the third consecutive season with the Titans and posted a special teams stop. Helped Nick Folk set a career-high with 96.7 percent accuracy on field goals which led the NFL in 2023. Assisted Ryan Stonehouse in averaging a league-high 53.1 yards per punt in 2023. Selected as a captain by his teammates. Played in his 200th career regular season game at New Orleans (9/10/23).
• At New Orleans (9/10), served as the team's long snapper in his 200th career regular season contest.
• Against L.A. Chargers (9/17), executed all of his snaps, including for Nick Folk's 41-yard game-winning field goal in overtime.
• At Pittsburgh (11/2), executed all of his snaps, including for Nick Folk's record-breaking 36-yard field goal in the first quarter which set a new NFL mark for the most consecutive field goals made under 40 yards (71).

• Against Carolina (11/26), executed all of his snaps, including for Nick Folk's 53-yard field goal just before halftime.
• Against Houston (12/17), saw action as a reserve at long snapper and tallied a special teams stop on coverage units.

2022 (17/0 - Tennessee): Named to his fifth career Pro Bowl after playing in all 17 games as the long snapper. Collected a special teams stop.
• Against Indianapolis (10/23), executed all of his snaps, including on all four of Randy Bullock's field goals.
• At Houston (10/30), served as the team's long snapper appearing in his 200th combined regular season (189) and postseason (11) game.
• Against Houston (12/24), saw action as a reserve at long snapper and registered a special teams tackle on coverage units.

2021 (17/0, 1/0 - Tennessee): Saw action in all 17 games at long snapper in his first season with the Titans. Registered a special teams tackle. Played as a reserve in the postseason contest.
• Against Arizona (9/12), made his Titans debut handling snapping duties.
• At Seattle (9/19), served as the team's long snapper and produced the snap for Randy Bullock's game-winning 36-yard field goal in overtime.
• At Indianapolis (10/31), saw action as the team's long snapper and executed the snap for Randy Bullock's game-winning 44-yard field goal in overtime.
• Against New Orleans (11/14), saw action as a reserve at long snapper in his 175th career regular season contest.
• At New England (11/28), saw action at long snapper and collected a special teams tackle on coverage units.
• Against San Francisco (12/23), saw action as the team's long snapper and executed the snap for Randy Bullock's game-winning 44-yard field goal.
• Against Miami (1/2), served as the team's long snapper and executed the snaps for Randy Bullock's two field goals and four extra point makes.
• Against Cincinnati (1/22), played as a reserve at long snapper in his 11th career postseason contest.

2020 (15/0, 2/0 - Baltimore): Earned his fourth career Pro Bowl selection, helped Justin Tucker record his fifth consecutive season with at least 130 points, tying the NFL record of consecutive seasons with 130-plus points. Tucker connected on 26 of 29 field goals (89.7 percent) and was 52 of 53 on extra points (98.1 percent). Also snapped on all 51 of Sam Koch's 51 punts, who produced a 44.5 gross average and 42.5 net average. Koch was the NFL's only punter to place at least 20 punts (22) inside in the 20-yard line and have no more than one touchback.
• At Cleveland (12/14), snapped to holder Sam Koch on Justin Tucker's 55-yard game-winning field goal with two seconds remaining to give Baltimore a 45-42 lead in the victory.
• At Tennessee (1/10), snapped for Justin Tucker who drilled two of three field goals, including a 51-yarder to give Baltimore a 20-13 lead in the fourth quarter.

2019 (16/0, 1/0 - Baltimore): Selected to his third career Pro Bowl. Saw action in all 16 games and helped Justin Tucker record his fourth consecutive season scoring 141 points, connecting on 28 of 29 field goal attempts and 57 of 59 extra points. The Ravens produced the NFL's No. 1 scoring offense (33.2 ppg) and set a franchise record for points (531).
• Against Arizona (9/15), snapped for Justin Tucker to connect on all three field goal attempts, hitting from 33, 28 and 51 yards in the 23-17 win.
• At Pittsburgh (10/6), snapped for Justin Tucker, who kicked a 46-yard field goal in overtime to seal the Ravens' victory in the 26-23 win.
• Against Cincinnati (10/13), snapped for Justin Tucker, who booted a 40-yard field goal to become the fastest kicker in NFL history (118 games) to score 1,000 career points in the 23-17 victory.
• Against San Francisco (12/1), snapped for Justin Tucker, who nailed a 49-yard boot that marked his second game-winning field goal of the season.

2018 (16/0, 1/0 - Baltimore): Played in all 16 games and snapped on 65 punts, 36 extra points and 39 field goal attempts, helping the Ravens once again produce one of the NFL's top kicking units with Sam Koch and Justin Tucker. Also posted a special teams tackle.
• Against Buffalo (9/9), snapped on two made field goals from Justin Tucker and helped Sam Koch register five punts for 257 yards (51.4 gross avg.), including three punts inside the 20, in the 47-3 season-opening win.
• Against Denver (9/23), snapped on each of Justin Tucker's two 52-yard field goals in the 27-14 win, which gave Tucker six-career games with multiple 50-plus-yard field goals, the most in NFL history.
• At L.A. Chargers (12/22), snapped on three made field goals, including a season-long-tying 56-yarder from Justin Tucker. Recorded a special teams tackle in the victory.

2017 (16/0 - Baltimore): Appeared in all 16 games. Snapped on punts and kicks, helping Sam Koch place a franchise-record and NFL-best 40 punts inside the 20-yard line and Justin Tucker make 34 of 37 field goals (91.9 percent), tying his franchise record of 141 points.
• At Cincinnati (9/10), snapped on two made field goals from Justin Tucker and helped Sam Koch register six punts for 250 yards (41.3 gross avg), including two punts inside the 20-yard line, in the 20-0 season-opening victory.
• Against Chicago (10/15), handled snapping duties, helping Justin Tucker connect on three field goals and Sam Koch boot seven punts for 386 yards (55.0 avg.).
• At Minnesota (10/22), snapped on three made field goals, including a season-long 57-yarder from Justin Tucker. Added a special teams tackle on coverage.
• At Green Bay (11/19), served as the long snapper and helped Sam Koch place five of seven punts inside the 20, in a shutout victory.
• At Cleveland (12/17), handled snapping duties, helping Sam Koch place four punts inside the 20-yard line, including three punts inside the five-yard line.

2016 (16/0 - Baltimore): Earned his second straight Pro Bowl nod after handling all snapping duties and helping Justin Tucker score a franchise-record 141 points by connecting on 37 of 38 field goal attempts (lone miss was a block), including 10 of 10 from 50-plus yards. Helped Tucker earn a second Pro Bowl invitation and become a unanimous first-team All-Pro selection.
• Against Cincinnati (11/27), snapped on four made field goals from Justin Tucker, who became the first kicker in NFL history to make three field goals of 50-plus yards in the first half of a game.
• Against Philadelphia (12/18), appeared in his 100th career game.

2015 (16/0 - Baltimore): Named to his first career Pro Bowl after snapping on 74 punts, 29 extra points and 40 field goal attempts. Helped Sam Koch earn first career Pro Bowl invite with 46.7 gross and 42.9 net averages.
• At Miami (12/6), snapped on two field goals and an extra point from Justin Tucker, who became the fastest kicker in NFL history to reach the 500-point milestone (60 games).

2014 (7/0 - Baltimore): Saw action in the first seven games of the season, snapping on 21 punts, extra points and 18 field goal attempts, before being placed on injured reserve on Oct. 20.
• Against Atlanta (10/19), snapped on punts, field goal attempts and extra points before leaving the game with a knee injury in the 29-7 victory.

2013 (16/0 - Baltimore): Played in all 16 games for the third consecutive season and snapped on 91 punts, 41 field goal attempts and 26 extra points. Tied a career high with two special teams stops.
• At Detroit (12/16), snapped on a franchise-record six made field goals, including a franchise record 61-yard game-winner by Justin Tucker, in the 18-16 victory.

2012 (16/0, 4/0 - Baltimore): Saw action in all 16 games at long snapper and tied a career-high with two special teams tackles while snapping on 83 punts, 42 extra points and 33 field goal attempts. Played in all four postseason games, snapping on 16 extra points, 22 punts and four field goal attempts in the Ravens' Super Bowl XLVII title run.
• Against Oakland (11/11), snapped on a franchise-record amount of extra points, punts and field goal attempts, and was a part of the successful fake field goal attempt that Sam Koch ran in for a touchdown in the 55-20 win.

2011 (16/0, 2/0 - Baltimore): Saw action in all 16 games for the first time in his career and snapped on 73 punts, 40 extra point attempts and 39 field goal attempts. Appeared as a reserve in both postseason contests.
• Against Pittsburgh (9/11), snapped on punts, field goal attempts and extra points, including a fake punt Sam Koch ran in for a two-point conversion.

2010 (15/0 - Baltimore): Saw action in 15 games and posted two special teams tackles before being placed on injured reserve on Dec. 29 missing the final regular season game.
• At N.Y. Jets (9/13), snapped on six punts and a field goal attempt in his NFL debut.
• At Cleveland (12/26), snapped on three punts, both extra point attempts and two field goal attempts after significantly injuring his knee in the second quarter.

COLLEGE:
• Played 39 games in three seasons as the primary long snapper at Tennessee.
• As a senior (2009), handled long snapper duties on punts, extra points and field goals, the third consecutive year in which he served that role. Often led the charge down field on punts and finished the season with three tackles.
• As a junior (2008), saw action in 12 games. Served as Tennessee's deep snapper for all punts and placements for the second year in a row. Contributed four tackles on special teams, tying for seventh in that category.
• As a sophomore (2007), saw action as the deep snapper in all 14 games and helped placekicker Daniel Lincoln to All-America status and consensus Freshman All-SEC honors.
• As a redshirt freshman (2006), was a squad member.
• As a true freshman (2005), redshirted.
• Graduated with a degree in accounting from Tennessee.

PERSONAL:
• Attended Evangelical Christian (Memphis, Tenn.) High School, helping guide the Eagles to a state championship appearance as a senior and the semifinal game as a junior.
• As a senior, played center and long snapper earning All-State honorable mention and the Memphis Commercial Appeal Best of Preps Award.
• Began his role as the long snapper during his junior season of high school.
• Played on the defensive and offensive lines as a freshman and sophomore.
• Follow Cox on X and Instagram at @morgancox46.
• Born Morgan Cox on April 26, 1986 in Collierville, Tenn.

MORGAN COX'S NFL STATISTICS

REGULAR SEASON

Year	Team	GP	GS	SpT Tackles
2010	Baltimore	15	0	1
2011	Baltimore	16	0	0
2012	Baltimore	16	0	2
2013	Baltimore	16	0	2
2014	Baltimore	7	0	0
2015	Baltimore	16	0	0
2016	Baltimore	16	0	2
2017	Baltimore	16	0	1
2018	Baltimore	16	0	1
2019	Baltimore	16	0	0
2020	Baltimore	15	0	2
2021	Tennessee	17	0	1
2022	Tennessee	17	0	1
2023	Tennessee	17	0	1
2024	Tennessee	17	0	3
2025	Tennessee	14	0	0
NFL Totals		**247**	**0**	**17**

PLAYOFFS

Year	Team	GP	GS	SpT Tackles
2011	Baltimore	2	0	0
2012	Baltimore	4	0	0
2018	Baltimore	1	0	0
2019	Baltimore	1	0	0
2020	Baltimore	2	0	0
2021	Tennessee	1	0	0
NFL Totals		**11**	**0**	**0**

Additional Statistics
Fumble Recovery - 1 (2013)

78 BRANDON CRENSHAW-DICKSON

TACKLE • 6'7" • 316 LBS
COLLEGE: FLORIDA • ACQUIRED: FREE AGENT - 2025
NFL EXPERIENCE (NFL/TITANS): ROOKIE • HOMETOWN: INGLEWOOD, CALIF.
GAMES PLAYED/GAMES STARTED: 4/1 (PLAYOFFS: 0/0)

PRO: The Titans signed Brandon Crensahw-Dickson as a rookie free agent following the 2025 NFL Draft. The 6-foot-7-inch, 316-pound offensive tackle played in 50 career collegiate games with 46 starts for San Diego State (2019-23) and Florida (2024). He has experience lining up at both left and right tackle.

TITANS TIDBITS:
• Crenshaw-Dickson fancied himself as a drummer growing up. He took drum lessons as a 10-year old and played for a few years before focusing on football and other outdoor activities.

CAREER TRANSACTIONS:
• The Inglewood, Calif., native was signed by the Titans as a rookie free agent on May 9, 2025.
• Waived by the Titans on Sept. 13, 2025 and signed to the team's practice squad two days later.
• Signed by the Titans to their active roster from the practice squad on Sept. 27, 2025.

SEASON RECAPS:
2025 (4/1): Made his NFL debut at Houston (9/28).
• At Denver (9/7), was inactive.
• At Houston (9/28), played as a reserve on special teams in his first career NFL contest.
• At Arizona (10/5), made his first career NFL start as an extra tight end in a jumbo package.
• At Las Vegas (10/12), was inactive.
• Against New England (10/19), was inactive.
• At Indianapolis (10/26), was inactive.
• Against L.A. Chargers (11/2), was inactive.
• Against Houston (11/16), was inactive.
• Against Seattle (11/23), was inactive.
• Against Jacksonville (11/30), dressed but did not play.
• At Cleveland (12/7), saw action as a reserve on special teams and played one snap at left tackle.
• At San Francisco (12/14), played as a reserve as an extra tackle.

COLLEGE:
• Crenshaw-Dickson spent the first four seasons (2019-23) of his college career at San Diego State where he played in 38 games with 35 starts (18 at right tackle, 17 at left tackle). He transferred to Florida for his final season in 2024 where he appeared in all 12 games and logged 11 starts at right tackle.
• As a graduate (2024), transferred to Florida and appeared in all 12 games with 11 starts at right tackle. Logged 685 offensive snaps with a pass block grade of 81.1 and an offense grade of 71.6 according to Pro Football Focus.
• As a senior (2023), played in the final 10 contests with nine starts - four at right tackle and five at left tackle.
• As a junior (2022), saw action in all 13 games with 12 starts at left tackle for the Aztecs.
• As a sophomore (2021), started all 14 games at right tackle for the Aztecs. Played 932 of the team's 967 offensive snaps, the second most on the team. According to Pro Football Focus, allowed just one sack in 403 passing chances. Made his first career start in the opener against New Mexico State.
• As a redshirt freshman (2020), played as a reserve in only one game at Utah State. Was on the travel roster the entire season.
• As a true freshman (2019), redshirted at San Diego State. Was named the Aztecs Offensive Scout Player of the Year.
• Earned a bachelor's degree in interdisclipinary studies from San Diego State.

PERSONAL:
• Attended Narbonne (Harbor City, Calif.) High School where he was a three-star recruit by ESPN and 247sports, and a two-star prospect by Rivals.
• As a senior (2018), helped lead the Gauchos to a 10-4 record and finished the season with 12 pancake blocks in 2018.
• Also participated in basketball.
• Son of Monica Dickson. Has two brothers - Bryson and Malik.
• Crenshaw-Dickson's grandfather, Julius Dickson, served in the United States Air Force.
• Enjoys fishing and hunting.
• Follow Crenshaw-Dickson on X at @Brandon_CD56 and Instagram at @Brandon.C_61.
• Born Brandon Crenshaw-Dickson on Feb. 22, 2001 in Torrance, Calif.

B. CRENSHAW-DICKSON'S NFL STATISTICS

REGULAR SEASON

Year	Team	GP	GS
2025	Tennessee	4	1
NFL Totals		**4**	**1**

Starts Breakdown:
2025 - TE 1

79 LLOYD CUSHENBERRY III

CENTER • 6'4" • 315 LBS • COLLEGE: LOUISIANA STATE
ACQUIRED: UNRESTRICTED FREE AGENT (DEN) - 2024
NFL EXPERIENCE (NFL/TITANS): 6/2 • HOMETOWN: CARVILLE, LA.
GAMES PLAYED/GAMES STARTED: 77/77 (PLAYOFFS: 0/0)

CAPTAIN: 2024

PRO: The Titans signed Lloyd Cushenberry III during the 2024 offseason to solidify the center position along the offensive front. The 6-foot-4-inch, 315-pounder was selected by the Denver Broncos in the third round of the 2020 NFL Draft and started 57 games at center for the club during his first four NFL campaigns. During the 2024 season, Cushenberry started the first eight games at center for the Titans before ending the season on injured reserve. The Louisiana State product was the Tigers' starting center in 2019 and was a key component in the team's 15-0 record and the College Football Playoff Championship title.

CAREER HIGHLIGHTS:
• As a rookie in 2020, Cushenberry became the first Broncos center and just the third center in the last five seasons to start all 16 of his team's games during his rookie season. He was also one of two rookies in the NFL to play 100 percent of their team's offensive snaps.
• Cushenberry helped LSU shatter numerous school offensive records and lead the NCAA in total offense (568.5) and offensive touchdowns (93), while ranking second in passing yards per game (401.6).

TITANS TIDBITS:
• At Louisiana State, Cushenberry was the first offensive lineman to be awarded the No. 18 jersey (wore a patch on his uniform during the game), which is given to the player that best represents what it means to be an LSU football player – on and off the field.

CAREER TRANSACTIONS:
• The Carville, La., native was selected by the Denver Broncos in the third round (83rd overall) of the 2020 NFL Draft.
• Signed by the Titans as an unrestricted free agent on March 14, 2024.

SEASON RECAPS:
2025 (12/12 - Tennessee):
• At Denver (9/7), started at center in his first appearance since Nov. 3, 2024.
• Against L.A. Rams (9/14), started at center.
• Against Indianapolis (9/21), started at center.
• At Houston (9/28), started at center.
• At Arizona (10/5), started at center and helped protect for an offense that amassed 327 total yards and scored 16 points in the fourth quarter of a 22-21 comeback victory.
• At Las Vegas (10/12), started at center.
• Against New England (10/19), started at center.
• At Indianapolis (10/26), started at center.
• Against L.A. Chargers (11/2), started at center.
• Against Houston (11/16), started at center in his 75th career NFL contest.
• Against Seattle (11/23), started at center and blocked for an offensive unit that amassed 296 total yards against a stingy Seahawks defense.
• Against Jacksonville (11/30), was inactive.
• At Cleveland (12/7), was inactive.
• At San Francisco (12/14), returned to the lineup as the starter at center and was a part of an offensive front that did not allow a sack on 29 pass attempts. Helped open holes for a rushing attack that amassed 136 yards on the ground on 20 carries, including 104 yards from Tony Pollard.

2024 (8/8 - Tennessee): Started the first eight games of the season at center. Placed on injured reserve on Nov. 6 and missed the final nine games of the season. Selected as a team captain by his teammates.
• At Chicago (9/8), made his Titans debut as the starter at center and helped open holes for Titans' ball carriers to gain 140 rushing yards on 26 carries with a touchdown.
• At Miami (9/30), started at center and cleared the way for Titans' rushers to gain 142 yards on the ground with a pair of rushing scores.
• Against Indianapolis (10/13), started at center and was a member of an offensive front that did not allow a sack on 27 pass attempts.
• At Buffalo (10/20), started at center. Hustled down the field and recovered a Mason Rudolph fumble on a strip-sack in the second quarter.
• At Detroit (10/27), started at center and helped open holes for Titans' rushers to gain 158 yards on the ground.
• Against New England (11/3), started at center but left the game in the third quarter with an injury. Helped pave the way for Titans' ball carriers to amass 167 yards on the ground.

2023 (17/17 - Denver): Started all 17 games at center for the Broncos and helped open holes for Denver ball carriers to amass 1,810 yards and eight touchdowns on the ground.

2022 (8/8 - Denver): Started eight games at center, totaling 502 offensive snaps. Placed on injured reserve on Nov. 8 and missed the final nine games of the season.

2021 (16/16 - Denver): Started all 16 games at center, logging the most snaps (1,039) among the team's offensive players.

2020 (16/16 - Denver): Started all 16 games at center for the Broncos and was one of two rookies in the NFL (tackle Tristan Wirfs) to play 100 percent (1,100) of their team's offensive snaps. Became the first Broncos center and just the third center in the last five seasons (Garrett Bradbury, Ryan Kelly) to start all 16 of his team's games during his rookie season.
• Against Tennessee (9/14), made his NFL debut and became just the second rookie center and 12th rookie offensive lineman in franchise history to start in Week 1.

COLLEGE:
• Played in 39 games at Louisiana State, starting the final 28 contests at center from 2018-19 and compiling a 25-3 record during that span. Developed into one of the best centers in LSU history, earning second team All-America honors in 2019.
• As a junior (2019), started all 15 games at center, helping the Tigers to a 15-0 mark and the CFP National Championship. Led team in total snaps with 1,037 and was the leader of a Tigers' line that was named the Joe Moore Award winner as the top offensive line in the nation. Helped pave the way for 1,000-yard rusher Clyde Edwards-Helaire and Heisman Trophy Award winner Joe Burrow.
• As a sophomore (2018), started all 13 games at center for the Tigers and finished second on the team with 973 total offensive snaps. Played every snap in 11 of LSU's 13 games and missed only eight total snaps in SEC contests.
• As a redshirt freshman (2017), played in 11 games primarily on special

teams, but saw action in six games on the offensive line
• As a freshman (2016), redshirted and was selected to the First-Year SEC Academic Honor Roll.
• Graduated in December of 2019 with a degree in sport administration from Louisiana State.

PERSONAL:
• Attended Dutchtown (La.) High School, where he was named to the All-Louisiana second-team offense.
• As a senior, earned first-team District 5-5A honors while helping Dutchtown to an 8-4 overall mark and a berth in the second round of the Louisiana 5A playoffs.
• As a junior, selected second-team District 5-5A honors.
• Son of Debbie and Lloyd Cushenberry Jr.
• Follow Cushenberry on X at @LCush79 and on Instagram at @lcush_79.
• Born Lloyd Cushenberry III on Nov. 22, 1997 in Baton Rouge, La.

LLOYD CUSHENBERRY III'S NFL STATISTICS

REGULAR SEASON

Year	Team	GP	GS
2020	Denver	16	16
2021	Denver	16	16
2022	Denver	8	8
2023	Denver	17	17
2024	Tennessee	8	8
2025	Tennessee	12	12
NFL Totals		**77**	**77**

Starts Breakdown:
2020 - C 16; 2021 - C 16; 2022 - C 8; 2023 - C 17; 2024 - C 8; 2025 - C 12

Additional Career Statistics
Fumble Recoveries - 1 (2020), 1 (2024)

17 CHIMERE DIKE

WIDE RECEIVER • 6'1" • 196 LBS
COLLEGE: FLORIDA • ACQUIRED: FOURTH ROUND - 2025
NFL EXPERIENCE: ROOKIE • HOMETOWN: WAUKESHA, WISC.
GAMES PLAYED/GAMES STARTED: 14/7 (PLAYOFFS: 0/0)

PRO: The Titans selected Chimere Dike in the fourth round (103rd overall) of the 2025 NFL Draft. The 6-foot-1-inch, 196-pounder is a fast, efficient receiver with a versatile skill set that allows him to move around the field. He also provides a proven ability to produce on special teams. The Waukesha, Wisc., native played four seasons (2020-2023) at Wisconsin before transferring to Florida for his final season (2024) where he led the team in receptions and ranked second in receiving yards.

CAREER HIGHLIGHTS:
• Dike was named a team captain of the Florida Gators during his first and only season with the team.
• During his senior season, he led the Gators in catches (42) and ranked second with a career-high in receiving yards (783) and touchdown catches (two). In SEC play, he averaged a league-leading 16.5 yards per punt return. One of 23 players in the FBS to own four punt returns of 20-plus yards.

TITANS TIDBITS:
• Dike has traveled to Nigeria twice to experience his father's culture.
• Dike lost his good friend, Kai Lermer, who died in 2019 of an undiagnosed heart condition in high school. Dike has made it a passion of his to support the Kai Lermer Memorial Fund and the Kai 11 Bill. The bill, which passed in 2022, allows for parents of student-athletes to receive information about sudden cardiac arrest and the Wisconsin Interscholastic Athletic Association now offers parents the option to let their child receive an EKG test prior to being approved to play any sport. The fund has also donated automated external defibrillator (AED) to churches and held CPR trainings.

CAREER TRANSACTIONS:
• The Waukesha, Wisc. native was selected by the Titans in the fourth round (103rd overall) of the 2025 NFL Draft.

SEASON RECAPS:
2025 (14/7): Leads the NFL with a Titans rookie record 2,084 all-purpose yards. He has logged the sixth season in franchise history with 2,000 all-purpose yards. Tied for the team lead with three receiving touchdowns. Ranks third on the team with 38 receptions. Named AFC Special Teams Player of the Week for his performance in Week 5 at Arizona (10/5). Has led the team in receiving yards twice in 2025 (vs. NE, at IND). Has led or tied for the team lead in receptions three times in 2025 (at IND, at CLE, at SF). Made his NFL debut at Denver (9/7).
• At Denver (9/7), played as a reserve at wide receiver and as a return specialist in his first career NFL contest. Returned four kickoffs for 144 yards and one punt for 12 yards. Carried the ball once for nine yards. Set up the Titans' field goal just before the half with a 71-yard kickoff return late in the second quarter. His 71-yard kickoff return was the longest by a Titans rookie since Oct. 10, 2010. His 144 kickoff return yards was the highest single-game total for a Titans player since Dec. 27, 2020.
• Against L.A. Rams (9/14), played as a reserve at wide receiver and as a return specialist. Carried the ball twice for nine yards. Hauled in two receptions. Returned two punts for 37 yards and five kickoffs for 83 yards.
• Against Indianapolis (9/21), made his first career start at wide receiver and caught three passes for two yards. Rushed twice for three yards. Returned six kickoffs for 162 yards with a long return of 35 yards. Accumulated the most kickoff return yards in a game by a Titans player since 2013.
• At Houston (9/28), started at wide receiver. Returned six kickoffs for 141 yards. Became the NFL's first rookie since Chad Morton of the New Orleans Saints in 2000 with at least four kickoff returns in each of the first four games of his rookie season.
• At Arizona (10/5), started at wide receiver and hauled in two receptions for 17 yards. Named AFC Special Teams Player of the Week after returning three punts for 33 yards and four kickoffs for 136 yards. Kickstarted the Titans' second scoring drive with a 65-yard kickoff return in the second quarter.
• At Las Vegas (10/12), played as a reserve at wide receiver and totaled two receptions for eight yards. Returned three kickoffs for 66 yards.
• Against New England (10/19), saw action as a reserve at wide receiver and led the team with 70 receiving yards on four catches, including his first career touchdown reception. Returned three kickoffs for 84 yards and one punt for 15 yards. Gave the Titans a 10-3 advantage with a 38-yard touchdown grab in the opening stanza.
• At Indianapolis (10/26), started at wide receiver and led the team with seven receptions and 93 receiving yards. Posted season-highs with seven kickoff returns and 175 kickoff return yards.
• Against L.A. Chargers (11/2), started at wide receiver and collected one reception for five yards. Returned three punts for 98 yards with his first career punt return for a touchdown. Brought back four kickoffs for 117 yards. Gave the Titans a 14-7 advantage by returning a punt 67 yards for a score late in the first quarter. It was the team's first punt return touchdown since Darius Reynaud had two in 2012. Became the first Titans rookie in the team's "Titans era" to log multiple games with at least 200 all-purpose yards.
• Against Houston (11/16), started at wide receiver and posted two receptions for 14 yards before leaving the game late in the second quarter with an injury. Extended the Titans' initial scoring drive with a nine-yard catch on third-and-eight in the first quarter.
• Against Seattle (11/23), started at wide receiver and hauled in five receptions for 44 yards with a touchdown. Registered a 90-yard punt return for a touchdown and returned five kickoffs for 98 yards. Became the first Titans player to return two punts for touchdowns in a season since 2012. Returned a punt 90 yards for a touchdown in the third quarter and in doing so, tied Pacman Jones' record for the longest punt return in franchise history. Cut the Seahawks' lead to 30-24 with a one-yard touchdown grab late in the final stanza.
• Against Jacksonville (11/30), played as a reserve at wide receiver and registered an eight-yard catch with a one-yard rush. Returned five punts for 76 yards and three kickoffs for 76 yards. Returned a punt 47 yards to the Jaguars' 38-yard line in the final stanza.
• At Cleveland (12/7), saw action as a reserve at wide receiver and snared a team-best five receptions for 24 yards with a touchdown. Returned one kickoff for 41 yards and one punt for minus-two yards. Established a new franchise rookie record, surpassing Jerry LeVias' 1,946 all-purpose yards as a rookie in 1969. Kickstarted the Titans' opening touchdown drive with a 41-yard kickoff return to start the game. Increased the Titans lead to 28-17 with a five-yard touchdown grab on third-and-five in the fourth quarter.
• At San Francisco (12/14), tied for the team lead with four receptions for 17 yards. Returned four kickoffs for 90 yards.

COLLEGE:
• Dike began his career at Wisconsin where he spent four seasons before transferring to Florida for his final season. In five seasons (2020-24), he appeared in 57 games with 42 starts and tallied 139 receptions for 2,261 yards and 11 touchdowns. Also rushed 14 times for 99 yards and one touchdown. Additionally, he recorded 26 punt returns for 300 yards and 20 kickoff returns for 472 yards.

AS A GRADUATE (2024), played in all 13 games with 11 starts for the Florida Gators. Led the team in catches (42), and ranked second with a career-high in receiving yards (783) and touchdown catches (two). Returned 14 punts for 187 yards with a long of 35 yards and also downed two punts on the opponent's one-yard and three-yard line. One of 23 players in the FBS to own four punt returns of 20-plus yards.

• Against Miami (8/31), made his Florida debut at wide receiver and on special teams. Caught a pass for 11 yards and had two punt returns for a total of 28 yards with a long of 17. Also downed a punt on the Miami three-yard line.

• Against Samford (9/7), started his first game as a Gator and had a catch for 44 yards. Handled punt return duties and took one back for 31 yards.

• Against Texas A&M (9/14), caught a season-high six catches for 91 yards, including his first touchdown as a Gator and downed a punt on the Aggies' one-yard line.

• At Mississippi (9/21), tied his career-long with a 35-yard punt return, setting up a touchdown drive. Had three receptions for 43 yards and a long of 28 yards.

• Against Central Florida (10/5), led the receiver group with 88 yards receiving on four catches and a long of 37 yards.

• At Tennessee (10/12), led the team in receiving yards with 76 on four catches with the game-tying 27-yard touchdown reception from DJ Lagway with 34 seconds left in the game. Set up the game-tying score with a 27-yard punt return. Had two punt returns for a total of 57 yards, coming on consecutive drives in the fourth quarter.

• At Texas (11/9), led the receiving core with five catches for 95 yards.

• Against Ole Miss (11/23), posted three receptions for 54 yards and a long of 41 yards in the fourth quarter at the Ole Miss 26-yard line, setting up the game-winning score. Returned a punt for 10-yards.

• At Florida State (11/30), marked fourth game leading the receivers in catches (three) and yards (63). All three catches were first downs (17, 21, 25) and returned three punts for 23 yards.

• Against Tulane (12/20), led the receivers in catches (six) and yards (96) for the fifth time this season. Had a long reception of 38 yards in the Gasparilla Bowl.

AS A SENIOR (2023), started in 11 games at Wisconsin and finished with 19 receptions for 328 yards and one touchdown. Totaled 12 punt returns for 108 yards and 11 kickoff returns for 249 yards. Transferred to Florida after the season.

• Against Buffalo (9/2), caught one pass for a 29-yard touchdown in the season opener.

• At Purdue (9/22), recorded three receptions for a season-best 67 yards.

AS A JUNIOR (2022), started all 13 games for the Badgers. Led the team with 47 catches, 689 receiving yards and six touchdown catches. His six scores tied for seventh in the Big Ten and were the most for a Badger wide receiver since Quintez Cephus in 2019. His 14.8 yards per catch ranked fourth in the Big Ten among players with at least 40 catches.

• Against Illinois State (9/3), recorded three receptions for 106 yards and one touchdown.

• At Northwestern (10/8), had 10 catches for 185 yards and three touchdowns to become the first Wisconsin wide receiver to catch three touchdowns and go for 185-plus yards since Lee Evans in 2003.

• Against Minnesota (11/26), had five receptions for 52 yards. Also tallied a nine-yard rushing touchdown.

• Against Oklahoma State (12/27), recorded three receptions for 36 yards and two rushing attempts for 16 yards. Added 105 yards on three kick returns including one for 53 yards.

AS A SOPHOMORE (2021), played in 13 games with one start for Wisconsin. Ranked fourth on the team in both receptions (19) and receiving yards (272).

• Against Michigan (10/2), had two catches for 54 yards and a touchdown.

• At Rutgers (11/6), had three receptions for 55 yards.

• Against Arizona State (12/30), tied his career-best with a 30-yard reception on third-and-12 to help the Badgers run out the clock and seal the win in the Las Vegas Bowl.

AS A FRESHMAN (2020), appeared in seven games with six starts as a freshman at Wisconsin. Tallied 12 catches for 189 yards and a touchdown. Also recorded six carries for 48 yards.

• At Michigan (11/14), made his first collegiate start and recorded two catches for 29 yards and one rush for 30 yards.

• Against Northwestern (11/21), posted two catches for 52 yards, including his first career touchdown.

• Graduated with a degree in communications from Wisconsin in December 2023.

PERSONAL:

• Attended Waukesha North (Wisc.) High School. Was rated three-star recruit by 247 Sports, ESPN and Rivals. Recorded 206 receptions for 3,033 yards and 27 touchdowns.

• Two-time all-state selection at wide receiver and honorable mention selection as a safety. Named the Al Toon Award winner as Wisconsin's top senior wide receiver in 2019. Also named a two-time first team Classic 8 all-conference selection.

• As a senior (2019), scored 14 total touchdowns his senior year. Caught 59 passes for 962 yards while also rushing for 318 yards. Also totaled 93 tackles, two forced fumbles and two interceptions.

• Also competed in basketball, baseball and track. Earned all-conference honors in both basketball and baseball. Earned four medals at the 2019 WIAA Division I state track and field champions.

• Follow Dike on X at @chimdk11 and on Instagram at @chimere_dike

• Son of Mary and Uche Dike. Has two sisters, Amara and Alexa.

• Born Chimere Dike on Dec. 14, 2001 in Waukesha, Wisc.

CHIMERE DIKE'S COLLEGE STATISTICS

REGULAR SEASON				RECEIVING					RUSHING				
Year	Team	GP	GS	No	Yds	Avg	Lg	TD	Att	Yds	Avg	Lg	TD
2020	Wisconsin	7	6	12	189	15.8	49	1	6	48	8.0	30	0
2021	Wisconsin	13	1	19	272	14.3	36	1	3	19	6.3	12	0
2022	Wisconsin	13	13	47	689	14.7	74	6	5	32	6.4	12	1
2023	Wisconsin	11	11	19	328	17.3	41	1	0	0	-	-	0
2024	Florida	13	11	42	783	18.6	44	2	0	0	-	-	0
NFL Totals		**57**	**42**	**139**	**2,261**	**16.3**	**74**	**11**	**14**	**99**	**7.1**	**30**	**1**

REGULAR SEASON		PUNT RETURNS					KICKOFF RETURNS				
Year	Team	No	Yds	Avg	Lg	TD	No	Yds	Avg	Lg	TD
2020	Wisconsin	0	0	-	-	0	0	0	-	-	0
2021	Wisconsin	0	0	-	-	0	4	77	19.3	22	0
2022	Wisconsin	0	0	-	-	0	5	146	29.2	53	0
2023	Wisconsin	12	113	9.4	35	0	11	249	22.6	39	0
2024	Florida	14	187	13.4	35	0	0	0	-	-	0
NFL Totals		**26**	**300**	**11.5**	**35**	**0**	**20**	**472**	**23.6**	**53**	**0**

Single-Game Highs

Receptions - 10 at Northwestern (10/8/22)
Receiving Yards - 185 at Northwestern (10/8/22)
Long Reception - 74 vs. Illinois State (9/3/22)
Receiving Touchdowns - 3 at Northwestern (10/8/22)
Rushing Attempts - 3 at Iowa (12/12/20)
Rushing Yards - 30 at Michigan (11/14/20)
Long Rush - 30 at Michigan (11/14/20)
Rushing Touchdowns - 1 vs. Minnesota (11/26/22)

Punt Returns - 5 vs. Iowa (10/14/23)
Punt Return Yards - 57 at Tennessee (10/12/24)
Long Punt Return - 35 (Twice, last at Mississippi State 9/21/24)
Kickoff Returns - 4 vs. Iowa (10/14/23)
Kickoff Return Yards - 105 vs. Oklahoma State (12/27/22)
Long Kickoff Return - 53 vs. Oklahoma State (12/27/22)

CHIMERE DIKE'S GAME-BY-GAME

2025 Tennessee Titans					RECEIVING				
Date		Opp.	W/L	P/S	No	Yds	Avg	Lg	TD
Sept 7	@	Den	L	p	0	0	-	0	0
Sept 14		LAR	L	p	2	-1	-0.5	0	0
Sept 21		Ind	L	S	3	2	0.7	8	0
Sept 28	@	Hst	L	S	0	0	-	0	0
Oct 5	@	Ari	W	S	2	17	8.5	11	0
Oct 12	@	LV	L	p	2	8	4.0	8	0
Oct 19		NE	L	p	4	70	17.5	38t	1
Oct 26	@	Ind	L	S	7	93	13.3	21	0
Nov 2		LAC	L	S	1	5	5.0	5	0
Nov 16		Hst	L	S	2	14	7.0	9	0
Nov 23		Sea	L	S	5	44	8.8	25	1
Nov 30		Jax	L	p	1	8	8.0	8	0
Dec 7	@	Cle	W	p	5	24	4.8	19	1
Dec 14	@	SF	L	p	4	17	4.3	8	0
Dec 21		KC							
Dec 28		NO							
Jan 3/4	@	Jax							
Totals			**2-12**	**14/7**	**38**	**301**	**7.9**	**38t**	**3**

CHIMERE DIKE'S RETURN GAME-BY-GAME

2025 Tennessee Titans				PUNT RETURNS						KICKOFF RETURNS				
Date	Opp	W-L	P/S	No	FC	Yds	Avg	Lg	TD	No	Yds	Avg	Lg	TD
Sept 7	@ Den	L	p	1	2	12	12.0	12	0	4	144	36.0	71	0
Sept 14	LAR	L	p	2	0	37	18.5	21	0	5	83	16.6	21	0
Sept 21	Ind	L	S	0	1	0	-	0	0	6	162	27.0	35	0
Sept 28	@ Hst	L	S	0	0	0	-	0	0	6	141	23.5	29	0
Oct 5	@ Ari	W	S	3	3	33	11.0	17	0	4	136	34.0	65	0
Oct 12	@ LV	L	p	0	4	0	-	0	0	3	66	22.0	28	0
Oct 19	NE	L	p	1	3	15	15.0	15	0	3	84	28.0	31	0
Oct 26	@ Ind	L	S	0	2	0	-	0	0	7	175	25.0	29	0
Nov 2	LAC	L	S	3	1	98	32.7	67t	1	4	117	29.3	31	0
Nov 16	Hst	L	S	1	1	0	0.0	0	0	0	0	-	0	0
Nov 23	Sea	L	S	1	1	90	90.0	90t	1	5	98	19.6	29	0
Nov 30	Jax	L	p	5	2	76	15.2	47	0	3	76	25.3	30	0
Dec 7	@ Cle	W	p	1	3	-2	-2.0	-2	0	1	41	41.0	41	0
Dec 14	@ SF	L	p	0	0	0	-	0	0	4	90	22.5	27	0
Dec 21	KC													
Dec 28	NO													
Jan 3/4	@ Jax													
Totals		**2-12**	**14/7**	**18**	**23**	**359**	**19.9**	**90t**	**2**	**55**	**1,413**	**25.7**	**71**	**0**

CHIMERE DIKE'S NFL STATISTICS

REGULAR SEASON				RECEIVING					RUSHING				
Year	Team	GP	GS	No	Yds	Avg	Lg	TD	Att	Yds	Avg	Lg	TD
2025	Tennessee	14	7	38	301	7.9	38t	3	10	11	1.1	9	0
NFL Totals		**14**	**7**	**38**	**301**	**7.9**	**38t**	**3**	**10**	**11**	**1.1**	**9**	**0**

REGULAR SEASON		PUNT RETURNS						KICKOFF RETURNS				
Year	Team	No	FC	Yds	Avg	Lg	TD	No	Yds	Avg	Lg	TD
2025	Tennessee	18	23	359	19.9	90t	2	55	1,413	25.7	71	0
NFL Totals		**18**	**23**	**359**	**19.9**	**90t**	**2**	**55**	**1,413**	**25.7**	**71**	**0**

Single-Game Highs

Receptions - **7 at Indianapolis (10/26/25)**
Receiving Yards - **93 at Indianapolis (10/26/25)**
Long Reception - **38t vs. New England (10/19/25)**
Receiving Touchdowns - **1 (Three times, last at Cleveland 12/7/25)**
Attempts - **2 (Twice, last vs. Indianapolis 9/21/25)**
Rushing Yards - **9 (Twice, last vs. L.A. Rams 9/14/25)**
Long Rush - **9 at Denver (9/7/25)**
Rushing Touchdowns -

Kickoff Returns - **7 at Indianapolis (10/26/25)**
Kickoff Return Yards - **175 at Indianapolis (10/26/25)**
Kickoff Return Long - **71 at Denver (9/7/25)**
Punt Returns - **5 vs. Jacksonville (11/30/25)**
Punt Return Yards - **98 vs. L.A. Chargers (11/2/25)**
Punt Return Long - **90t vs. Seattle (11/23/25)**
Punt Return Touchdowns - **1 (Twice, last vs. Seattle 11/23/25)**

35 KAIIR ELAM

CORNERBACK • 6'1" • 191 LBS
COLLEGE: FLORIDA • ACQUIRED: FREE AGENT - 2025
NFL EXPERIENCE (NFL/TITANS): 4/1 • HOMETOWN: RIVIERA BEACH, FLA.
GAMES PLAYED/GAMES STARTED: 41/19 (PLAYOFFS: 5/1)

PRO: The Titans signed Kaiir Elam as a free agent at the end of November 2025 to add depth and experience to the secondary. Prior to his arrival in Tennessee, the 6-foot-1-inch, 191-pounder spent 10 games with the Dallas Cowboys at the beginning of the 2025 campaign. The University of Florida product was a first-round pick of the Buffalo Bills in 2022 and played three seasons with the club before being traded to Dallas in the 2025 offseason.

TITANS TIDBITS:
• Elam comes from a football family. His father, Abram, played as a safety for seven seasons in the NFL for the Dallas Cowboys, N.Y. Jets, Cleveland Browns and Kansas City Chiefs. His uncle, Matt, was a first-round draft pick of the Baltimore Ravens in 2013.

CAREER TRANSACTIONS:
• The Riviera Beach, Fla., native was selected by the Buffalo Bills in the first round (23rd overall) of the 2022 NFL Draft.
• Traded by the Bills with a 2025 fifth-round pick and a 2026 seventh-round pick to the Dallas Cowboys in exchange for a 2025 sixth-round pick.
• Released by the Cowboys on Nov. 22, 2025.
• Signed by the Titans as a free agent on Nov. 26, 2025.

SEASON RECAPS:
2025 (10/7 - Dallas; 2/0 - Tennessee): Played in 10 games with seven starts for the Cowboys and notched 29 tackles with a pass defensed.
• Against N.Y. Giants (9/14), started at cornerback and collected a season-best nine tackles.
• Against Jacksonville (11/30), made his Titans debut as a reserve at cornerback.
• At Cleveland (12/7), dressed but did not play.
• At San Francisco (12/14), played as a reserve at cornerback and posted two tackles with a fumble recovery. Recovered a Brock Purdy fumble after a Jeffery Simmons strip-sack and returned it to the 49ers' 44-yard line in the fourth quarter.

2024 (13/4, 1/0 - Buffalo): Played in 13 games with four starts and tallied 25 tackles, two tackles for loss and two pass breakups with a fumble recovery. Was inactive for four games. Saw action as a reserve in one postseason contest and collected three tackles. Was inactive for two postseason games.
• Against Miami (11/3), started his first game of the season and recorded five tackles, a stop for loss and a fumble recovery.
• At Detroit (12/15), registered a season-best six tackles.
• At Kansas City (1/26), saw action as a reserve and posted three tackles in the AFC Championship Game.

2023 (3/2, 2/0 - Buffalo): Saw action in three games with two starts at cornerback and tallied 14 tackles. Placed on injured reserve on Nov. 2 and missed seven games before being designated to return on Dec. 27. Was inactive for seven games, including the first four contests and the final two games of the season. Played as a reserve in both postseason contests and notched fives tackles with an interception.
• Against Jacksonville (10/8) tallied a career-best 11 tackles.
• Against Pittsburgh (1/15), recorded five tackles and picked off the second pass of his postseason career. Intercepted a Mason Rudolph pass intended for Diontae Johnson early in the second quarter.

2022 (13/6, 2/1 - Buffalo): Played in 13 games with six starts at cornerback as a rookie and recorded 39 tackles, a stop for loss, four passes defensed and two interceptions. Was inactive for four contests. Played in both postseason contests with a start at cornerback and collected six tackles with an interception and another pass defensed.
• At L.A. Rams (9/8), made his NFL debut in the season opener amd finished with three tackles.
• Against Pittsburgh (10/9), posted a season-best 10 tackles with his first career NFL interception. Picked off a Kenny Pickett pass intended for Diontae Johnson late in the second quarter.
• At Kansas City (10/16), registered four tackles and intercepted a Patrick Mahomes pass intended for Marquez Valdes-Scantling in the opening stanza. Became the first Bills rookie to tally interceptions in consecutive games since Tre'Davious White in 2017.
• Against Miami (1/15), tallied an interception in his playoff debut becoming the first Buffalo defender with a pick in his first career playoff game since Antoine Winfield against Tennessee (1/8/00).

COLLEGE:
• Played in 35 games with 26 starts at Florida, finishing his Gator career with 79 tackles, 26 passes defensed, six interceptions and a fumble recovery.
• As a junior (2021), started nine games at cornerback and tallied 29 tackles, five passes defensed and an interception in his final collegiate season.
• As a sophomore (2020), started all 12 games at cornerback and collected 39 tackles, two interceptions, 11 pass breakups and one fumble recovery on his way to earn first-team All-SEC honors. Was a semifinalist for the Jim Thorpe Award.
• As a true freshman (2019), appeared in all 13 games with five starts and totaled 11 tackles, three interceptions and four pass breakups to help Florida finish seventh nationally in scoring defense (15.5 points-per-game) and tie for the fourth fewest touchdowns allowed (23).
• Majored in sport management at Florida.

PERSONAL:
• Attended The Benjamin School (Palm Beach Gardens, Fla.) and played both defensive back and wide receiver, totaling 97 catches for 1,490 yards and 15 touchdowns with nine interceptions and three sacks over four years on varsity.
• Also played basketball and ran track. Averaged 11.5 points, 4.8 rebounds and 4.4 assists per game his last basketball season. Finished eighth in the 100 meters at the 2018 FHSAA Class 1A State Finals.
• Follow Elam on Instagram at @cinco_savage5 and X at @kaiirelam5.
• Born Kaiir Elam on May 5, 2001 in Riviera Beach, Fla.

KAIIR ELAM'S TITANS GAME-BY-GAME

2025 Tennessee Titans

Date	Opp	W/L	P/S	Tot	Solo	Asst	Sk	- Yds	QBP	TFL	Int	- Yds	-TD	PD	FF	FR	- Yds	SpT
Nov 30	Jax	L	p	0	0	0	0.0	0.0	0	0	0	0	0	0	0	0	0	0
Dec 7	@ Cle	W	DNP															
Dec 14	@ SF	L	p	2	1	1	0.0	0.0	0	0	0	0	0	0	0	1	9	0
Dec 21	KC																	
Dec 28	NO																	
Jan 3/4	@ Jax																	
Totals		**1-2**	**2/0**	**2**	**1**	**1**	**0.0**	**0.0**	**0**	**0**	**0**	**0**	**0**	**0**	**0**	**1**	**9**	**0**

KAIIR ELAM'S NFL STATISTICS

REGULAR SEASON				TACKLES							INTERCEPTIONS					FUMBLES			
Year	**Team**	**GP**	**GS**	**Tot**	**Solo**	**Asst**	**Sk**	**Yds**	**QBP**	**TFL**	**No**	**Yds**	**Lg**	**TD**	**PD**	**FF**	**FR**	**Yds**	**SpT**
2022	Buffalo	13	6	39	28	11	0.0	0.0	0	1	2	0	0	0	4	0	0	0	2
2023	Buffalo	3	2	14	10	4	0.0	0.0	0	0	0	0	0	0	0	0	0	0	0
2024	Buffalo	13	4	25	17	8	0.0	0.0	2	2	0	0	0	0	2	0	1	0	1
2025	Dallas	10	7	29	19	10	0.0	0.0	0	0	0	0	0	0	1	0	0	0	0
2025	Tennessee	2	0	2	1	1	0.0	0.0	0	0	0	0	0	0	0	0	1	9	0
NFL Totals		**41**	**19**	**109**	**75**	**34**	**0.0**	**0.0**	**2**	**3**	**2**	**0**	**0**	**0**	**7**	**0**	**2**	**9**	**3**

PLAYOFFS				TACKLES							INTERCEPTIONS					FUMBLES			
Year	**Team**	**GP**	**GS**	**Tot**	**Solo**	**Asst**	**Sk**	**Yds**	**QBP**	**TFL**	**No**	**Yds**	**Lg**	**TD**	**PD**	**FF**	**FR**	**Yds**	**SpT**
2022	Buffalo	2	1	6	5	1	0.0	0.0	0	0	1	0	0	0	2	0	0	0	0
2023	Buffalo	2	0	5	1	4	0.0	0.0	0	0	1	0	0	0	1	0	0	0	0
2024	Buffalo	1	0	3	2	1	0.0	0.0	0	0	0	0	0	0	0	0	0	0	0
NFL Totals		**5**	**1**	**14**	**8**	**6**	**0.0**	**0.0**	**0**	**0**	**2**	**0**	**0**	**0**	**3**	**0**	**0**	**0**	**0**

Single-Game Highs

Tackles - 11 vs. Jacksonville (10/8/23)
Interceptions - 1 (Twice, last at Kansas City 10/16/22)
Passes Defensed - 1 (Seven times, last vs. Washington 10/19/25)
Fumble Recovery - **1 (Twice, last at San Francisco 12/14/25)**
Special Teams Tackles - 1 (Three times, last at New England 1/5/25)

Playoff Single-Game Highs

Tackles - 5 vs. Pittsburgh (1/15/24)
Interceptions - 1 (Twice, last vs. Pittsburgh 1/15/24)
Passes Defensed - 2 vs. Miami (1/15/23)

33 CEDRIC GRAY

LINEBACKER• 6'2" • 234 LBS
COLLEGE: NORTH CAROLINA • ACQUIRED: 4TH ROUND - 2024
NFL EXPERIENCE (NFL/TITANS): 2/2 • HOMETOWN: CHARLOTTE N.C.
GAMES PLAYED/GAMES STARTED: 21/14 (PLAYOFFS: 0/0)

PRO: The Titans selected Cedric Gray in the fourth round of the 2024 NFL Draft. The 6-foot-3-inch, 234-pounder brings a versatile skill set as a defender and is a sideline-to-sideline talent with speed and athleticism. The Charlotte, N.C., native appeared in seven games as a rookie, recording 14 tackles. At North Carolina, Gray was a two-time All-ACC selection and recorded 369 tackles, 30 stops for loss, 8.5 sacks and five interceptions in 51 games with the Tar Heels.

CAREER HIGHLIGHTS:
• Gray had a standout performance at Indianapolis during his rookie season. With 11 tackles on defense and four stops on special teams, he became the second player since 2000 with at least 10 tackles on defense and at least four tackles on special teams in the same game.

TITANS TIDBITS:
• Gray originally envisioned himself as a wide receiver prior to attending North Carolina, but he went from playing with Drake Maye in youth 7-on-7 camps to practicing against him in college. When he arrived on the Chapel Hill campus from Ardrey Kell High School, he exchanged his 11 jersey number he wore throughout his life — an ode to his favorite player Julio Jones — for No. 33.
• Gray has two older brothers, Devon and Michael Jr., who were "definitely hard on me, definitely rough on me, put a chip on my shoulder, made me tougher. So, I'm appreciative of them, and they definitely attributed to helping to make me who I am."

CAREER TRANSACTIONS:
• The Charlotte, N.C., native was selected by the Titans in the fourth round (106th overall) of the 2024 NFL Draft.

SEASON RECAPS:
2025 (14/14): Leads the team and ranks third in the NFL with 140 tackles. Has led or tied for the team lead in tackles 10 times in 2025 (at HST, at ARZ, at LV, vs. NE, at IND, vs. LAC, vs. HST, vs. JAX, at CLE, at SF). Has led the team in passes defensed once in 2025 (at LV). Has tied for the team lead in special teams tackles twice in 2025 (vs. LAR, at LV).
• At Denver (9/7), made his first career NFL start at linebacker and tallied seven tackles with a quarterback pressure. Collected a special teams stop on coverage units. Combined with Dre'Mont Jones to stuff J.K. Dobbins for no gain on a third-and-two rush in the third quarter.
• Against L.A. Rams (9/14), started at linebacker and posted four tackles. Collected a special teams stop on coverage units.
• Against Indianapolis (9/21), started at linebacker and notched five tackles. Collected a special teams stop on coverage units.
• At Houston (9/28), started at linebacker and led the team with a career-best 17 tackles with a stop for loss and a quarterback pressure. Teamed with Shy Tuttle to stuff Nick Chubb for no gain on a rush in the first quarter. Stuffed Jaylin Noel for a two-yard loss on a short pass in the final quarter.
• At Arizona (10/5), started at linebacker and led the team with 12 tackles, including a stop for loss and a quarterback pressure. Stonewalled Michael Carter for no gain on a rush in the opening quarter. Teamed with James Lynch to stop Michael Carter for no gain on a rush in the second quarter. Stonewalled Zonovan Knight for a one-yard loss on a rush in the second stanza.
• At Las Vegas (10/12), started at linebacker and led the team with 11 tackles and a career-best two passes defensed. Added a special teams tackle on coverage units. Broke up a pass intended for Michael Mayer in the second quarter. Defended a pass intended for Alex Cappa in the end zone in the second stanza. Combined with Sebastian Joseph-Day to stop Geno Smith for no gain on a third-and-one rush in the third quarter. Teamed with Jihad Ward to stuff Ashton Jeanty for no gain on a rush early in the fourth quarter. Worked with L'Jarius Sneed to stop Jeanty for no gain on a rush in the final stanza. Combined with Cody Barton to stonewall Raheem Mostert for no gain on a third-and-three rush in the fourth quarter.
• Against New England (10/19), started at linebacker and led the team with 10 tackles, including a stop for loss and three quarterback pressures. Stonewalled Rhamondre Stevenson for a two-yard loss on a screen pass in the second quarter.
• At Indianapolis (10/26), started at linebacker and tied for the team lead with five tackles, including a stop for loss and a quarterback pressure. Stuffed Jonathan Taylor for a three-yard loss on a rush off right end in the third stanza.
• Against L.A. Chargers (11/2), started at linebacker and led the team with 16 tackles, including a sack and a quarterback pressure. Became the first Titans player to have multiple games in a season with at least 16 tackles. Dropped Justin Herbert for a seven-yard sack in the fourth quarter, marking his first career sack.
• Against Houston (11/16), started at linebacker and tied for the team lead with 11 tackles, including a stop for loss, a quarterback pressure and two passes defensed. Posted a special teams fumble recovery as a part of the punt return unit. Batted down a pass intended for Nick Chubb in the second quarter. Stonewalled Woody Marks for a three-yard loss on a rush off left end in the second stanza. Recovered a Chimere Dike muffed punt deep in Titans' territory late in the first half. Broke up a pass intended for Jayden Higgins early in the fourth quarter.
• Against Seattle (11/23), started at linebacker and finished second on the squad with seven tackles.
• Against Jacksonville (11/30), started at linebacker and led the team with nine tackles to go along with a quarterback pressure. Dropped Travis Etienne Jr. for no gain on a rush in the second quarter.
• At Cleveland (12/7), started at linebacker and led the team with 10 tackles to go along with two quarterback pressures and a fumble recovery. Dropped Quinshon Judkins for no gain on a rush up the middle in the first quarter. Recovered a Dylan Sampson fumble that was forced by Marcus Harris and returned it 19 yards to the Browns' eight-yard line which set up a Titans' touchdown in the fourth quarter. Recovered a loose ball during the Browns' initial two-point conversion attempt in the fourth quarter.
• At San Francisco (12/14), started at linebacker and led the team with 16 tackles with two quarterback pressures before leaving the game in the fourth quarter with an injury. His 11 tackles in the first half were the most by a Titans defender since at least the 2000 season (GSIS tackle statistics). Stuffed Christian McCaffrey for no gain on a rush in the second quarter. Teamed with Jeffery Simmons to stonewall Brian Robinson Jr. for a one-yard loss on a rush in the second stanza.

2024 (7/0): Appeared as a reserve in seven games as a rookie and notched 14 tackles. Ranked third on the squad with eight special teams tackles. Was inactive for three contests. Led the team in tackles once in 2024 (at IND). Led or tied for the team lead in special teams tackles twice in 2024 (at IND, vs. HST). Placed on injured reserve on Aug. 29 and missed the first seven games of the season before being designated to return on Oct. 28. Made his NFL debut at Houston (11/24/24).

• At Houston (11/24), saw action as a reserve on special teams in his first career NFL contest and notched a special teams tackle on coverage units.
• At Indianapolis (12/22), played as a reserve at linebacker and led the team with a career-best 11 tackles. Registered a team-best four special teams tackles on coverage units. Became the NFL's second player since the start of the 2000 season with at least 10 tackles on defense and at least four tackles on special teams in the same game. Combined with Jarvis Brownlee Jr. to stop Jonathan Taylor for no gain on a rush up the middle in the second quarter. Teamed with Daryl Worley to stuff Taylor for no gain on a carry up the middle in the third stanza.

COLLEGE:
• Played in 51 games with 37 starts over four seasons at North Carolina and recorded 369 tackles, 30 tackles for loss, 8.5 sacks, five interceptions, 13 passes defensed, six forced fumbles and five fumble recoveries. Was a two-time first team All-ACC selection and a 2023 Butkus Award seminfinalist.
• As a senior (2023), started all 12 games he appeared in and posted a team-best 121 tackles, five sacks, 11 stops for loss, seven quarterback pressures, two forced fumbles, two fumble recoveries, an interception and four passes defensed. Named first-team All-ACC by the league and the Associated Press. Recorded five double-digit tackle games and ranked second in the ACC with 121 tackles.
• As a junior (2022), started all 14 games at linebacker and tallied a team-best 145 tackles, a sack, 12 stops for loss, two interceptions, six passes defensed, three forced fumbles and two fumble recoveries. Tabbed first-team All-ACC by the league and the Associated Press. Voted a team captain and was selected the team's William Fuller Defensive MVP. His 145 tackles and 82 solos ranked first among Power 5 players and he recorded double-digit tackles in six games.
• As a sophomore (2021), appeared in all 13 games and started the last 11 games at linebacker. Tied for fourth in the ACC with a team-leading 100 tackles and had five stops for loss, 2.5 sacks, three passes defensed, two hurries, two interceptions, one forced fumble and one fumble recovery. Recorded double-figure tackle totals in five of the last eight games.
• As a true freshman (2020), appeared in all 12 games as a linebacker and on special teams.
• Graduated with a degree in sports administration from North Carolina in December 2023.

PERSONAL:
• Attended Ardrey Kell (Charlotte, N.C.) and was a three-year team captain as a wide receiver and safety. Was a two-way athlete who caught 143 passes for 2,467 yards and 27 touchdowns over three prep seasons and posted 130 tackles, 4.5 sacks, 12 tackles for loss and three interceptions in two years on defense.
• Selected the SoMECK Conference Defensive Player of the Year as a senior after leading Ardrey Kell to an 11-2 record and a trip to the second round of the state playoffs. Tallied 70 tackles, 1.5 sacks, six stops for loss, three interceptionss, two passes defensed, a forced fumble and a fumble recovery. Also caught 51 passes for 892 yards and 13 touchdowns.
• As a junior, helped the Knights to a 5-1 conference record and a berth in the state playoffs. Recorded 60 tackles, three sacks, six stops for loss and eight pressures. Added 55 receptions for 891 yards and 10 scores.
• As a sophomore, made 37 catches for 684 yards and four touchdowns.
• Also played basketball for three seasons.
• Son of Esther Gray and Michael Gray Sr.
• Follow Gray on Instagram at @33.ced and on X at @cedthr33.
• Born Cedric Malik Gray on Oct. 30, 2002 in Fort Washington, Md.

CEDRIC GRAY'S GAME-BY-GAME

2024 Tennessee Titans

Date	Opp	W/L	P/S	Tot	Solo	Asst	Sk	- Yds	QBP	TFL	Int	- Yds	-TD	PD	FF	FR	- Yds	SpT
Sept 8	@ Chi	L	IR															
Sept 15	NYJ	L	IR															
Sept 22	GB	L	IR															
Sept 30	@ Mia	W	IR															
Oct 13	Ind	L	IR															
Oct 20	@ Buf	L	IR															
Oct 27	@ Det	L	IR															
Nov 3	NE	W	IA															
Nov 10	@ LAC	L	IA															
Nov 17	Min	L	IA															
Nov 24	@ HST	W	p	0	0	0	0.0	0.0	0	0	0	0	0	0	0	0	0	1
Dec 1	@ Was	L	p	0	0	0	0.0	0.0	0	0	0	0	0	0	0	0	0	1
Dec 8	Jax	L	p	0	0	0	0.0	0.0	0	0	0	0	0	0	0	0	0	1
Dec 15	Cin	L	p	0	0	0	0.0	0.0	0	0	0	0	0	0	0	0	0	0
Dec 22	@ Ind	L	p	11	6	5	0.0	0.0	0	0	0	0	0	0	0	0	0	4
Dec 29	@ Jax	L	p	0	0	0	0.0	0.0	0	0	0	0	0	0	0	0	0	0
Jan 5	HST	L	p	3	0	3	0.0	0.0	0	0	0	0	0	0	0	0	0	1
Totals		**3-14**	**7/0**	**14**	**6**	**8**	**0.0**	**0.0**	**0**	**0**	**0**	**0**	**0**	**0**	**0**	**0**	**0**	**8**

2025 Tennessee Titans

Date	Opp	W/L	P/S	Tot	Solo	Asst	Sk	- Yds	QBP	TFL	Int	- Yds	-TD	PD	FF	FR	- Yds	SpT
Sept 7	@ Den	L	S	7	4	3	0.0	0.0	1	0	0	0	0	0	0	0	0	1
Sept 14	LAR	L	S	4	3	1	0.0	0.0	0	0	0	0	0	0	0	0	0	1
Sept 21	Ind	L	S	5	3	2	0.0	0.0	0	0	0	0	0	0	0	0	0	1
Sept 28	@ Hst	L	S	17	10	7	0.0	0.0	1	1	0	0	0	0	0	0	0	0
Oct 5	@ Ari	W	S	12	6	6	0.0	0.0	1	1	0	0	0	0	0	0	0	0
Oct 12	@ LV	L	S	11	2	9	0.0	0.0	0	0	0	0	0	2	0	0	0	1
Oct 19	NE	L	S	10	7	3	0.0	0.0	3	1	0	0	0	0	0	0	0	0
Oct 26	@ Ind	L	S	5	4	1	0.0	0.0	1	1	0	0	0	0	0	0	0	0
Nov 2	LAC	L	S	16	11	5	1.0	7.0	1	1	0	0	0	0	0	0	0	0
Nov 16	Hst	L	S	11	6	5	0.0	0.0	1	1	0	0	0	2	0	0	0	0
Nov 23	Sea	L	S	7	6	1	0.0	0.0	0	0	0	0	0	0	0	0	0	0
Nov 30	Jax	L	S	9	7	2	0.0	0.0	1	0	0	0	0	0	0	0	0	0
Dec 7	@ Cle	W	S	10	7	3	0.0	0.0	2	0	0	0	0	0	0	1	19	0
Dec 14	@ SF	L	S	16	7	9	0.0	0.0	2	0	0	0	0	0	0	0	0	0
Dec 21	KC																	
Dec 28	NO																	
Jan 3/4	@ Jax																	
Totals		**2-12**	**14/14**	**140**	**83**	**57**	**1.0**	**7.0**	**14**	**6**	**0**	**0**	**0**	**4**	**0**	**1**	**19**	**4**

CEDRIC GRAY'S NFL STATISTICS

REGULAR SEASON				TACKLES							INTERCEPTIONS					FUMBLES			
Year	Team	GP	GS	Tot	Solo	Asst	Sk	Yds	QBP	TFL	No	Yds	Lg	TD	PD	FF	FR	Yds	SpT
2024	Tennessee	7	0	14	6	8	0.0	0.0	0	0	0	0	0	0	0	0	0	0	8
2025	Tennessee	14	14	140	83	57	1.0	7.0	14	6	0	0	0	0	4	0	1	19	4
NFL Totals		**21**	**14**	**154**	**89**	**65**	**1.0**	**7.0**	**14**	**6**	**0**	**0**	**0**	**0**	**4**	**0**	**1**	**19**	**12**

Single-Game Highs
Tackles - **17 at Houston (9/28/25)**
Sacks - **1 vs. L.A. Chargers (11/2/25)**
Tackles for Loss - **1 (Six times, last vs. Houston 11/16/25)**
Quarterback Pressures - **3 vs. New England (10/19/25)**
Passes Defensed - **2 (Twice, last vs. Houston 11/16/25)**
Fumble Recoveries - **1 at Cleveland (12/7/25)**
Special Teams Tackles - 4 at Indianapolis (12/22/24)

Additional Statistics
Special Teams Fumble Recovery - **1 vs. Houston (11/16/25)**

92 JAYLEN HARRELL

OUTSIDE LINEBACKER • 6'4" • 247 LBS
COLLEGE: MICHIGAN • ACQUIRED: 7TH ROUND - 2024
NFL EXPERIENCE (NFL/TITANS): 2/2 • HOMETOWN: TAMPA, FLA.
GAMES PLAYED/GAMES STARTED: 31/0 (PLAYOFFS: 0/0)

PRO: The Titans selected Jaylen Harrell in the seventh round (252nd overall) of the 2024 NFL Draft. The 6-foot-4-inch, 247-pounder brings versatility in both run and pass defense to the linebacker core. Harrell appeared in 17 games as a rookie and recorded nine tackles, three quarterback pressures and two stops for loss to go along with four special teams tackles. During his four years with the Michigan Wolverines, he compiled 78 tackles, 19 tackles for loss, eight sacks, two forced fumbles and three pass breakups in a career that ended in three straight Big Ten Championships (2021-23) and a College Football Playoff National Title (2023).

CAREER HIGHLIGHTS:
• During his time in Ann Arbor, Harrell was Academic All-Big Ten three times (2021-23) and was selected All-Big Ten honorable mention twice (2022-23).

TITANS TIDBITS:
• His father, James, played linebacker in the NFL for the Detriot Lions (1979-83, 85-86) and the Kansas City Chiefs (1987). He also played for the USFL's Tampa Bay Bandits from 1984-85.

CAREER TRANSACTIONS:
• The Tampa, Fla., native was selected in the seventh round (252nd overall) of the 2024 NFL Draft.

SEASON RECAPS:
2025 (14/0): Tied for fourth on the team with six special teams tackles. Has tied for the team lead in sacks once in 2025 (at SF). Has led or tied for the team lead in special teams tackles twice in 2025 (at DEN, at IND).
• At Denver (9/7), led the team with a career-high three special teams tackles on coverage units.
• Against L.A. Rams (9/14), saw action as a reserve on special teams.
• Against Indianapolis (9/21), notched a special teams stop on coverage units.
• At Houston (9/28), played as a reserve on special teams.
• At Arizona (10/5), registered a special teams tackle on coverage units.
• At Las Vegas (10/12), saw action as a reserve at outside linebacker and on special teams.
• Against New England (10/19), played as a reserve at outside linebacker and recorded a career-best three tackles with two quarterback pressures. Stopped Rhamondre Stevenson for no gain on a rush off left tackle in the third quarter.
• At Indianapolis (10/26), saw action as a reserve at outside linebacker and tallied a quarterback pressure. Registered a special teams tackle on coverage units.
• Against L.A. Chargers (11/2), played as a reserve at outside linebacker and posted two tackles with a quarterback pressure.
• Against Houston (11/16), saw action as a reserve at outside linebacker and collected two tackles, including a half sack and two quarterback pressures. Halted a Texans' drive by teaming with Arden Key to sack Davis Mills for a 10-yard loss on third-and-five in the second stanza, marking his first career half-sack.
• Against Seattle (11/23), played as a reserve at outside linebacker.
• Against Jacksonville (11/30), saw action as a reserve at outside linebacker and registered a tackle with two quarterback pressures.
• At Cleveland (12/7), played as a reserve at outside linebacker and amassed two tackles, including a half sack, another stop for loss and a career-best four quarterback pressures. Teamed with Jeffery Simmons to drop Shedeur Sanders for a sack on third-and-11 in the first quarter. Stuffed Quinshon Judkins for a two-yard loss on a rush in the third quarter.
• At San Francisco (12/14), played as a reserve at outside linebacker and posted two tackles, including his first career full sack and two quarterback pressures. Dropped Brock Purdy for a three-yard sack in the second stanza.

2024 (17/0): Played as a reserve in all 17 games as a rookie and recorded nine tackles, three quarterback pressures and two stops for loss to go along with four special teams tackles. Tied for the team lead in special teams tackles once in 2024 (vs. GB). Made his NFL debut at Chicago (9/8/24).
• At Chicago (9/8), saw action as a reserve at outside linebacker and on special teams in his first career NFL contest. Posted a stop on coverage units.
• Against N.Y. Jets (9/15), played as a reserve at outside linebacker and collected a tackle.
• Against Green Bay (9/22), saw action as a reserve at outside linebacker and notched a tackle. Tied for the team lead with a special teams stop.
• At Buffalo (10/20), played as a reserve at outside linebacker and recorded a tackle for loss. Shot through the line and stuffed Josh Allen for a four-yard loss on a zone-read run in the third quarter.
• At Detroit (10/27), saw action as a reserve at outside linebacker and amassed a quarterback pressure. Notched a special teams tackle on coverage units.
• Against New England (11/3), played as a reserve at outside linebacker and totaled a tackle.
• At L.A. Chargers (11/10), saw action as a reserve at outside linebacker and posted two tackles, including a stop for loss. Stuffed J.K. Dobbins for a one-yard loss on a rush up the middle in the final stanza.
• At Washington (12/1), played as a reserve at outside linebacker and recorded two tackles.
• Against Cincinnati (12/15), played as a reserve at outside linebacker and amassed a quarterback pressure.

COLLEGE:
• Appeared in 46 games with 31 starts in four years at the University of Michigan (2020-23). Accumulated 78 tackles, 19 tackles for loss, eight sacks, two forced fumbles and three passes defensed while being named All-Big Ten honorable mention two times by coaches and media. During his time in Ann Arbor, Harrell was Academic All-Big Ten three times (2021-23) and All-Big Ten honorable mention twice (2022-23).
• As a senior (2023), started all 15 games for the national champion Wolverines, earning All-Big Ten honorable mention and Academic All-Big Ten honors. Tallied 31 tackles, nine tackles for loss, 6.5 sacks, two forced fumbles and one pass breakup.
• As a junior (2022), saw action in 13 games with 12 starts at edge. Earned his third varsity letter and was selected All-Big Ten honorable mention after compiling 30 tackles, 7.5 tackles for loss and 3.5 sacks. Added five quarterback hurries and two passes defensed.
• As a sophomore (2021), played in all 14 games and made three starts at linebacker. Amassed 15 tackles and 2.5 tackles for loss, earning his second varsity letter.
• As a freshman (2020), earned his first varsity letter after appearing in four games. Made two tackles and shared Defensive Player of the Week honors for helping prepare the team for the Minnesota game.

PERSONAL:
• Attended Berkeley Preparatory School (Tampa, Fla.) and was coached by Dominick Ciao (2016-20). Harrell was a four-year starter on varsity and a team captain his senior year (2020). Playing defensive end, linebacker,

running back, fullback and tight end in high school, he helped the Bucks reach the second round of the state Class 3A Playoffs as a senior.

• Ranked a four-star recruit, the 12th-rated wideside defensive end, the 52nd-best recruit in Florida and the 301st overall recruit in the nation by 247Sports composite. A ESPN300 member, he was rated as the No. 4 player at his position, the No. 27 prospect in Florida and the 172nd overall player nationally. Selected MaxPreps Sophomore and Junior All-American and a candidate for the 2019 High School Butkus Award.

• As a junior (2018), posted career-highs with 106 tackles, 20 tackles for loss and five sacks.

• Named the team's defensive MVP in both his junor and senior season.

• Also played basketball in high school.

• Follow Harrell on X at @jayharrell32, on TikTok at @jayh32 and on Instrgram at @_jayharrell32.

• Son of Aria Siplin and James Harrell. Brother of Dominique and Anthony Harrell.

• Born Jaylen Davon Harrell on May 1, 2002 in Tampa, Fla.

JAYLEN HARRELL'S GAME-BY-GAME

2024 Tennessee Titans

Date	Opp	W/L	P/S	Tot	Solo	Asst	Sk	- Yds	QBP	TFL	Int - Yds	-TD	PD	FF	FR - Yds	SpT
Sept 8	@ Chi	L	p	0	0	0	0.0	0.0	0	0	0	0	0	0	0	1
Sept 15	NYJ	L	p	1	0	1	0.0	0.0	0	0	0	0	0	0	0	0
Sept 22	GB	L	p	1	0	1	0.0	0.0	0	0	0	0	0	0	0	1
Sept 30	@ Mia	W	p	0	0	0	0.0	0.0	0	0	0	0	0	0	0	0
Oct 13	Ind	L	p	0	0	0	0.0	0.0	0	0	0	0	0	0	0	0
Oct 20	@ Buf	L	p	1	1	0	0.0	0.0	0	1	0	0	0	0	0	0
Oct 27	@ Det	L	p	0	0	0	0.0	0.0	1	0	0	0	0	0	0	1
Nov 3	NE	W	p	1	0	1	0.0	0.0	0	0	0	0	0	0	0	0
Nov 10	@ LAC	L	p	2	2	0	0.0	0.0	0	1	0	0	0	0	0	0
Nov 17	Min	L	p	1	0	1	0.0	0.0	0	0	0	0	0	0	0	0
Nov 24	@ Hst	W	p	0	0	0	0.0	0.0	1	0	0	0	0	0	0	0
Dec 1	@ Was	L	p	2	2	0	0.0	0.0	0	0	0	0	0	0	0	0
Dec 8	Jax	L	p	0	0	0	0.0	0.0	0	0	0	0	0	0	0	0
Dec 15	Cin	L	p	0	0	0	0.0	0.0	1	0	0	0	0	0	0	0
Dec 22	@ Ind	L	p	0	0	0	0.0	0.0	0	0	0	0	0	0	0	1
Dec 29	@ Jax	L	p	0	0	0	0.0	0.0	0	0	0	0	0	0	0	0
Jan 5	Hst	L	p	0	0	0	0.0	0.0	0	0	0	0	0	0	0	0
Totals		**3-14**	**17/0**	**9**	**5**	**4**	**0.0**	**0.0**	**3**	**2**	**0**	**0**	**0**	**0**	**0**	**4**

2025 Tennessee Titans

Date	Opp	W/L	P/S	Tot	Solo	Asst	Sk	- Yds	QBP	TFL	Int - Yds	-TD	PD	FF	FR - Yds	SpT
Sept 7	@ Den	L	p	0	0	0	0.0	0.0	0	0	0	0	0	0	0	3
Sept 14	LAR	L	p	0	0	0	0.0	0.0	0	0	0	0	0	0	0	0
Sept 21	Ind	L	p	0	0	0	0.0	0.0	0	0	0	0	0	0	0	1
Sept 28	@ Hst	L	p	0	0	0	0.0	0.0	0	0	0	0	0	0	0	0
Oct 5	@ Ari	W	p	0	0	0	0.0	0.0	0	0	0	0	0	0	0	1
Oct 12	@ LV	L	p	0	0	0	0.0	0.0	0	0	0	0	0	0	0	0
Oct 19	NE	L	p	3	3	0	0.0	0.0	2	0	0	0	0	0	0	0
Oct 26	@ Ind	L	p	0	0	0	0.0	0.0	1	0	0	0	0	0	0	1
Nov 2	LAC	L	p	2	0	2	0.0	0.0	1	0	0	0	0	0	0	0
Nov 16	Hst	L	p	2	0	2	0.5	5.0	2	0	0	0	0	0	0	0
Nov 23	Sea	L	p	0	0	0	0.0	0.0	0	0	0	0	0	0	0	0
Nov 30	Jax	L	p	1	0	1	0.0	0.0	2	0	0	0	0	0	0	0
Dec 7	@ Cle	W	p	2	1	1	0.5	1.0	4	1	0	0	0	0	0	0
Dec 14	@ SF	L	p	2	1	1	1.0	3.0	2	1	0	0	0	0	0	0
Dec 21	KC															
Dec 28	NO															
Jan 3/4	@ Jax															
Totals		**2-12**	**14/0**	**12**	**5**	**7**	**2.0**	**9.0**	**14**	**2**	**0**	**0**	**0**	**0**	**0**	**6**

JAYLEN HARRELL'S NFL STATISTICS

REGULAR SEASON				TACKLES							INTERCEPTIONS					FUMBLES			
Year	**Team**	**GP**	**GS**	**Tot**	**Solo**	**Asst**	**Sk**	**Yds**	**QBP**	**TFL**	**No**	**Yds**	**Lg**	**TD**	**PD**	**FF**	**FR**	**Yds**	**SpT**
2024	Tennessee	17	0	9	5	4	0.0	0.0	3	2	0	0	0	0	0	0	0	0	4
2025	Tennessee	14	0	12	5	7	2.0	9.0	14	2	0	0	0	0	0	0	0	0	6
NFL Totals		**31**	**0**	**21**	**10**	**11**	**2.0**	**9.0**	**17**	**4**	**0**	**0**	**0**	**0**	**0**	**0**	**0**	**0**	**10**

Single-Game Highs

Tackles - **3 vs. New England (10/19/25)**

Sacks - **1 at San Francisco (12/14/25)**

Quarterback Pressures - **4 at Cleveland (12/7/25)**

Tackles For Loss - **1 (Four times, last at San Francisco 12/14/25)**

Special Teams Tackles - **3 at Denver (9/7/25)**

26 MARCUS HARRIS

CORNERBACK • 5'11" • 188 LBS
COLLEGE: CALIFORNIA • ACQUIRED: SIXTH ROUND - 2025
NFL EXPERIENCE: ROOKIE • HOMETOWN: PORTLAND, ORE.
GAMES PLAYED/GAMES STARTED: 13/4 (PLAYOFFS: 0/0)

PRO: The Titans selected Marcus Harris in the sixth round of the 2025 NFL Draft. The 5-foot-11-inch cornerback is rangy and athletic in coverage and will look to use his sound tackling ability to find a role in competitive defensive backs room. Harris finished his college career with 46 tackles and two interceptions last season at the University of California after transferring from the University of Idaho.

CAREER HIGHLIGHTS:
• After starting as a preferred walk-on at Oregon State, Harris transferred to Idaho in 2021, landing first team All-Big Sky honors as a senior in 2023.
• As a graduate with the Golden Bears, Harris fit in quickly, starting 12 games and recording two interceptions and seven passes defensed.

TITANS TIDBITS:
• Harris enjoys cooking, often helping with preparing food for family gatherings. His best dishes are stovetop short ribs and vodka pasta.
• Harris also enjoys playing video games in his free time.

CAREER TRANSACTIONS:
• The Portland, Ore., native was selected by the Titans in the sixth round (183rd overall) of the 2025 NFL Draft.

SEASON RECAPS:
2025 (13/4 - Tennessee): Has led or tied for the team lead in passes defensed three times in 2025 (vs. LAC, vs. SEA, at SF). Has tied for the team lead in special teams tackles once in 2025 (at HST). Made his NFL debut at Denver (9/7).
• At Denver (9/7), played as a reserve at cornerback and on special teams in his first career NFL contest.
• Against L.A. Rams (9/14), saw action as a reserve on special teams.
• Against Indianapolis (9/21), played as a reserve on special teams.
• At Houston (9/28), tied for the team lead with two special teams tackles. Sprinted down the field as a gunner and dropped Jaylin Noel for no gain on a punt return in the second quarter.
• At Arizona (10/5), registered a special teams tackle on coverage units.
• At Las Vegas (10/12), was inactive.
• Against New England (10/19), played as a reserve on special teams.
• At Indianapolis (10/26), saw action as a reserve at cornerback and tallied two tackles. Stuffed Jonathan Taylor for no gain on a rush off left end in the third stanza.
• Against L.A. Chargers (11/2), played as a reserve at cornerback and posted a tackle with a pass defensed. Broke up a pass intended for Ladd McConkey late in the third quarter.
• Against Houston (11/16), saw significant action as a reserve at nickel back and collected four tackles, a pass defensed and a quarterback pressure. Broke up a pass intended for Christian Kirk on the first play of the second quarter.
• Against Seattle (11/23), made his first career NFL start as the nickel back and notched two tackles, a team-high two passes defensed and a quarterback pressure. Forced the Seahawks to settle for a field goal by breaking up a third-and-four pass intended for Kenneth Walker III late in the first quarter. Defended a pass intended for AJ Barner in the end zone in the second stanza.
• Against Jacksonville (11/30), started at cornerback and registered four tackles.
• At Cleveland (12/7), started at cornerback and amassed four tackles with a forced fumble. Forced a Dylan Sampson fumble that was recovered by Cedric Gary and returned 19 yards to the Browns' eight-yard line which set up a Titans' touchdown in the fourth quarter.
• At San Francisco (12/14), started at cornerback and posted a career-best seven tackles, including a stop for loss and a pass defensed. Combined with Kendell Brooks to stop Brian Robinson Jr. for no gain on a rush late in the third stanza. Broke up a pass intended for Kendrick Bourne early in the fourth quarter. Teamed with Jihad Ward to stuff George Kittle for a one-yard loss on a short pass late in the fourth quarter.

COLLEGE:
• Harris finished his college career at the University of California after spending the four previous seasons (2021-23) at Idaho where he appeared in 40 games, garnering first team FCS All-American and first team All-Big Sky honors. Over his college career, Harris appeared in 53 total contests, amassing 200 tackles, 11.5 tackles for loss, eight interceptions and 42 passes defensed to go with three defensive touchdowns. He began his college career as a walk-on at Oregon State, redshirted his freshman year in 2019 before opting out of the 2020 fall season and transferring to Idaho.

AS A GRADUATE (2024), appeared in 13 games with 12 starts at California. Recorded 46 tackles, five passes defensed, 2.5 tackles for loss, two interceptions and one forced fumble. Transferred from Idaho prior to the season.
• Against UC Davis (8/31), nabbed an interception in his first game with the team, returning the takeaway for 19 yards. Also added a tackle and a pass defensed.
• At Auburn (9/7), recorded five tackles and one pass defensed.
• Against San Diego State (9/14), recorded two tackles and his second interception of the season.
• Against Miami (Fla.) (10/5), notched a career-high 10 tackles and a tackle for loss. Added a pass defensed.
• Against NC State (10/19), registered six tackles, a tackle for loss and forced fumble.

AS A SENIOR (2023), started all 13 games at Idaho, amassing 51 tackles, a 5.5 stops for loss, three interceptions, 10 passes defensed and a half sack. Named first team FCS All-American and first team All-Big Sky.
• At Lamar (8/31), recorded five tackles, one interception and a half sack.
• Against Sacramento State (9/23), notched at least one pass defensed for the fourth consecutive game to start the season.
• At California Poly (10/7), broke up a career-high three passes.
• Against Montana (10/14), recorded five tackles including 1.5 tackles for loss.
• At Northern Colorado (11/4), returned an interception 70 yards for a touchdown in the win. Added five tackles. Was named Big Sky Co-Player of the Week for his efforts.
• Against Southern Illinois (12/2), recorded his third interception of the season for a personal best. Added a career-high two tackles for loss.

AS A JUNIOR (2022), started all 12 games for the Vandals. Recorded a career-high 53 tackles, 2.5 tackles for loss, two interceptions, 14 passes defensed and one fumble recovery. Also scored two defensive touchdowns on an interception and a fumble recovery.
• At Washington State (9/3), recorded six tackles, a pass break-up and returned a fumble 45 yards for a touchdown, his first college touchdown.
• At Sacramento State (10/29), nabbed his first interception of the season to go with eight tackles.
• At Idaho State (11/19), returned an interception 56 yards for a touchdown. Added a pass defensed and a tackle for loss in the blowout

victory.

AS A SOPHOMORE (2021), appeared in 11 games for the Vandals. Recorded 46 tackles, one interception and seven passes defensed. Added a forced fumble and a tackle for loss.
• At Oregon State (9/18), notched six tackles and a tackle for loss.
• At UC Davis (10/2), recorded a then career-high eight tackles.
• Against Portland State (10/9), recorded six tackles, one forced fumble and a pass defensed in the win.
• Against Northern Arizona (10/30), notched a season-high three passes defensed.
• At Montana State (11/13), recorded three tackles and his first college interception.

AS A REDSHIRT FRESHMAN (Spring 2021), opted out of the Beavers fall season and transferred to Idaho for the Vandals 2021 spring season. Appeared in four games recording four tackles.

AS A FRESHMAN (2019), redshirted at Oregon State.

• Graduated from Idaho with a bachelor's degree in psychology in May 2023.

PERSONAL:
• Attended Grant (Ore.) High School, where he played cornerback and wide receiver. Earned all-region honors as a senior after helping Grant to an 8-3 record as a junior.
• Was a multi-sport athlete, lettering in football, basketball and track. Ran the 100 meter and 200 meter races and finished third and second, respectively at the 6A state championship as a senior.
• Coached by John Beck.
• Son of Charneal and Diallo Lewis. Three brothers – Daunte Paschal, Chris Lewis, Jaylon Harris, and one sister – Kaitlyn Harris.
• Follow Harris on X at @marcusharris_5 and on Instagram at @marcusharris2_.
• Born Marcus Harris on March 6, 2001 in Portland, Ore.

MARCUS HARRIS' COLLEGE STATISTICS

SEASON				TACKLES							INTERCEPTIONS					FUMBLES			
Year	Team	GP	GS	Tot	Solo	Asst	Sk	Yds	QBP	TFL	No	Yds	Lg	TD	PD	FF	FR	Yds	Blk
2020	Idaho	4	0	4	2	2	0.0	0.0	0	0.0	0	0	0	0	0	0	0	0	0
2021	Idaho	11	0	46	31	15	0.0	0.0	0	1.0	1	2	2	0	8	1	0	0	0
2022	Idaho	12	12	53	28	25	0.0	0.0	0	2.5	2	56	56	1	14	1	1	45	0
2023	Idaho	13	13	51	30	21	0.5	0.0	2	5.5	3	83	70	1	13	0	0	0	0
2024	California	13	12	46	35	11	0.0	0.0	0	2.5	2	19	19	0	7	0	0	0	0
Totals		**53**	**37**	**200**	**126**	**74**	**0.5**	**6.0**	**2**	**11.5**	**8**	**160**	**70**	**2**	**42**	**2**	**1**	**45**	**0**

Single-Game Highs
Tackles - 10 vs. Miami (10/5/24)
Interceptions - 1 (Eight times, vs. San Diego, 9/14/24)
Sacks - 0.5 at Lamar (8/31/24)
Passes Defensed - 3 (Twice, last at Cal Poly, 10/7/24)
Tackles For Loss - 2.0 vs. Southern Illinois (12/2/23)
Forced Fumble - 1 (Three times, last against NC State, 10/19/24)
Fumble Recovery - 1 vs. at Washington State (9/3/22)
Defensive Touchdown - 1 (Three times, last at Northern Colorado, 11/4/23)

MARCUS HARRIS' GAME-BY-GAME

2025 Tennessee Titans

Date	Opp	W/L	P/S	Tot	Solo	Asst	Sk	- Yds	QBP	TFL	Int	- Yds	-TD	PD	FF	FR	- Yds	SpT
Sept 7	@ Den	L	p	0	0	0	0.0	0.0	0	0	0	0	0	0	0	0	0	0
Sept 14	LAR	L	p	0	0	0	0.0	0.0	0	0	0	0	0	0	0	0	0	0
Sept 21	Ind	L	p	0	0	0	0.0	0.0	0	0	0	0	0	0	0	0	0	0
Sept 28	@ Hst	L	p	0	0	0	0.0	0.0	0	0	0	0	0	0	0	0	0	2
Oct 5	@ Ari	W	p	0	0	0	0.0	0.0	0	0	0	0	0	0	0	0	0	1
Oct 12	@ LV	L	IA															
Oct 19	NE	L	p	0	0	0	0.0	0.0	0	0	0	0	0	0	0	0	0	0
Oct 26	@ Ind	L	p	2	1	1	0.0	0.0	0	0	0	0	0	0	0	0	0	0
Nov 2	LAC	L	p	1	1	0	0.0	0.0	0	0	0	0	0	1	0	0	0	0
Nov 16	Hst	L	p	4	2	2	0.0	0.0	1	0	0	0	0	1	0	0	0	0
Nov 23	Sea	L	S	2	1	1	0.0	0.0	1	0	0	0	0	2	0	0	0	0
Nov 30	Jax	L	S	4	3	1	0.0	0.0	0	0	0	0	0	0	0	0	0	0
Dec 7	@ Cle	W	S	4	3	1	0.0	0.0	0	0	0	0	0	0	1	0	0	0
Dec 14	@ SF	L	S	7	5	2	0.0	0.0	0	1	0	0	0	1	0	0	0	0
Dec 21	KC																	
Dec 28	NO																	
Jan 3/4	@ Jax																	
Totals		**2-12**	**13/4**	**24**	**16**	**8**	**0.0**	**0.0**	**2**	**1**	**0**	**0**	**0**	**5**	**1**	**0**	**0**	**3**

MARCUS HARRIS' NFL STATISTICS

REGULAR SEASON				TACKLES							INTERCEPTIONS					FUMBLES			
Year	Team	GP	GS	Tot	Solo	Asst	Sk	Yds	QBP	TFL	No	Yds	Lg	TD	PD	FF	FR	Yds	SpT
2025	Tennessee	13	4	24	16	8	0.0	0.0	2	1	0	0	0	0	5	1	0	0	3
NFL Totals		**13**	**4**	**24**	**16**	**8**	**0.0**	**0.0**	**2**	**1**	**0**	**0**	**0**	**0**	**5**	**1**	**0**	**0**	**3**

Single-Game Highs
Tackles - **7 at San Francisco (12/14/25)**
Passes Defensed - **2 vs. Seattle (11/23/25)**
Quarterback Pressures - **1 (Twice, last vs. Seattle 11/23/25)**
Forced Fumbles - **1 at Cleveland (12/7/25)**
Special Teams Tackles - **2 at Houston (9/28/25)**

3 JOHNNY HEKKER

PUNTER • 6′5″ • 225 LBS
COLLEGE: OREGON STATE • ACQUIRED: UNRESTRICTED FREE AGENT (CAR) - 2025
NFL EXPERIENCE (NFL/TITANS): 14/1 • HOMETOWN: BOTHELL, WASH.
GAMES PLAYED/GAMES STARTED: 226/0 (PLAYOFFS: 10/0)

SUPER BOWL: 2021

PRO BOWL: 2013, 2015, 2016, 2017

PRO: The Titans signed Johnny Hekker as an unrestricted free agent early in the 2025 offseason. The 6-foot-5-inch, 225-pounder possesses an impressive résumé and is especially known for his net punt skills and his ability to pin opponents deep in their own territory. The Oregon State product entered the NFL as an undrafted free agent with the St. Louis Rams in 2012 and spent 10 seasons with the franchise, including a Super Bowl title run in 2021. Prior to arriving in Tennessee, he spent three campaigns with the Carolina Panthers from 2022-24.

CAREER HIGHLIGHTS:
• Hekker earned All-Pro honors in six-consecutive seasons (2013-18) and has been named to four Pro Bowls (2013, 2015-17).
• Hekker is a member of NFL 2010's All-Decade Team.
• Hekker played in all 161 games for the Rams franchise from 2012-21, tallying 727 punts for a net average of 42.87 with a long of 78 yards and 300 punts inside the 20-yard line.
• In 2016, Hekker set the NFL single-season records for net punt average (46.0) and punts inside 20 (51).

TITANS TIDBITS:
• Hekker has served as the state ambassador for Special Olympics in Illinois, Missouri, California and North Carolina. He is also on the board for Team Activities for Special Kids (TASK), a year-round instructional sports program that provides athletic and social opportunities to kids with special needs.
• Hekker serves as a Waterboys Ambassador, which supports providing clean, accessible drinking water to rural communities in East Africa.
• Hekker and his wife, Makayla, are on the board for Couples, a marriage and family ministry.

CAREER TRANSACTIONS:
• The Bothell, Wash., native was originally signed by the St. Louis Rams as a rookie free agent on May 8, 2012.
• Released by the Rams on March 15, 2022.
• Signed by the Carolina Panthers as a free agent on March 21, 2022.
• Signed by the Titans as an unrestricted free agent on March 13, 2025.

SEASON RECAPS:
2025 (14/0 - Tennessee): Has registered three punts of 60 or more yards and 24 punts of 50 or more yards in 2025. Became the 27th NFL player to reach 1,000 career punts at Indianapolis (10/26). Has tied for the team lead in special teams tackles once in 2025 (at IND).
• At Denver (9/7), made his Titans debut and punted eight times for 395 yards (49.4 avg.) with two punts placed inside the 20-yard line. Notched his 17th career game with eight or more punts. Collected a special teams tackle. Pinned the Broncos deep in their own territory with a 50-yard punt that was fair caught at the Denver eight-yard line in the first quarter.
• Against L.A. Rams (9/14), punted five times for 250 yards (50.0 avg.) with two kicks placed inside the 20-yard line for a 47.2 net avg. Placed a 48-yard punt that was fair caught at the Rams' 10-yard line in the opening quarter. Pinned the Rams deep in their own territory with a 43-yard punt that was downed at the Los Angeles five-yard line in the second stanza. Through two games, has placed three total punts inside the opponent's 10-yard line, which tied for the most by a Titans player through the first two games of a season since 2000.
• Against Indianapolis (9/21), punted once for 52 yards.
• At Houston (9/28), punted five times for 213 yards (42.6 avg.) with two kicks placed inside the 20-yard line.
• At Arizona (10/5), punted five times for 271 yards (54.2 avg.) with three kicks placed inside the 20-yard line for a 47.0 net avg. Pinned the Cardinals' deep in their own territory with a 50-yard punt that went out of bounds at the Arizona 11-yard line in the second quarter. Boomed a 59-yard punt to the Cardinals' six-yard line in the third quarter.
• At Las Vegas (10/12), punted five times for 220 yards (44.0 avg.).
• Against New England (10/19), punted three times for 122 yards (40.7 avg.) with two kicks placed inside the 20-yard line. Pinned the Patriots deep in their own territory with a 38-yard punt that was downed at the New England seven-yard line early in the second quarter. Boomed a 53-yard punt that was downed at the Patriots' seven-yard line late in the third stanza.
• At Indianapolis (10/26), punted five times for 215 yards (43.0 avg.) with one kick placed inside the 20-yard line. Tallied a special teams tackle. Became the 27th NFL player to reach 1,000 career punts.
• Against L.A. Chargers (11/2), punted five times for 187 yards (37.4 avg.) with two kicks placed inside the 20-yard line.
• Against Houston (11/16), punted six times for 305 yards (50.8 avg.) with one kick placed inside the 20-yard line. Pinned the Texans on their 14-yard line with a 49-yard punt in the third quarter.
• Against Seattle (11/23), punted three times for 135 yards (45.0 avg.).
• Against Jacksonville (11/30), punted fives times for 232 yards (46.4 avg.).
• At Cleveland (12/7), punted eight times for 383 yards (47.9 avg.) with two kicks inside the 20-yard line. Pinned the Browns deep in their own territory with a 41-yard punt to the Browns' nine-yard line.
• At San Francisco (12/14), punted three punts for 136 yards (45.3 avg.) with one kick placed inside the 20-yard line. Posted a special teams tackle. Pinned the 49ers deep in their own territory with a 56-yard punt that was downed at the San Francisco five-yard line in the third quarter.

2024 (17/0 - Carolina): Played in all 17 games and punted 73 times for 3,338 yards (45.7 avg.) with 24 kicks placed inside the 20-yard line in his final season with the Panthers.
• At Chicago (10/6), punted four times for 206 yards (51.5 avg.) with a long of 65 yards.
• Against Washington (10/20), posted five punts for 252 yards (50.4 avg.) with two kicks placed inside the 20-yard line.
• Against N.Y. Giants (11/10), registered a season-high-tying seven punts for 337 yards (48.1 avg.) with three kicks inside the 20-yard line.

2023 (17/0 - Carolina): Appeared in all 17 games and produced 82 punts for 3,838 yards (46.8 avg.) with a long of 69 yards, while adding 25 punts downed inside the 20.
• At Atlanta (9/10), notched five punts for 266 yards (53.2 avg.) with a long of 69 yards.
• At Tampa Bay (12/3), launched a season-best eight punts for 367 yards (45.9 avg.) with a long of 57 yards.
• At Jacksonville (12/31), punted six times for 297 yards (49.5 avg.) with a long of 52 yards.

2022 (17/0 - Carolina): Saw action in all 17 games in his first seaon with the Panthers. Punted 81 times for 3,925 yards for a career-high 48.5 gross avg. Finished the season with a league-leading 39 punts downed inside the 20, setting a new franchise single-season record. Set a team record and ranked third in the NFL with a 44.12 net punting avg.

• Against Cleveland (9/11), made his Panthers debut and punted five times for 250 yards (50.0 avg.) with a long of 61 yards.
• At L.A. Rams (10/16), boomed seven punts for 362 yards (51.7 avg.) with three kicks inside the 20-yard line against his former team.
• Against Tampa Bay (10/23), booted seven punts for 360 yards (51.4 avg.) with four punts inside the 20.
• Against Denver (11/27), nailed five punts for 255 yards (51.0 avg.) with four kicks inside the 20-yard line.

2021 (17/0, 4/0 - L.A. Rams): Appeared in all 17 games and all four postseason contests in his final season with the Rams. Punted 51 times for 2,252 yards (44.2 avg.) with 23 punts inside the 20-yard line and a 42.6 net avg. Produced 16 postseason punts for 712 yards (44.5 avg.) with nine kicks placed inside the 20-yard line en route to a Super Bowl championship.
• At Seattle (10/7), notched five punts for 232 yards (46.4 avg.) with four inside the 20-yard line.
• Against Jacksonville (12/5), nailed three punts for 150 yards (50.0 avg.) with a long of 58 yards.
• At Minnesota (12/26), boomed two punts for 108 yards (54.0 avg.) with a long of 55 yards.
• Against Cincinnati in Super Bowl LVI (2/13), punted six times for 261 yards (43.5 avg.) with three punts inside the 20-yard line, helping the Rams capture the title.

2020 (16/0, 2/0 - L.A. Rams): Played in all 16 games for the ninth consecutive campaign. Punted 68 times for 3,099 yards (45.6 avg.) with 28 punts inside the 20-yard line.
• At Philadelphia (9/20), played his 130th career game with the Rams and booted two punts for 96 yards (48.0-yard average). Landed one punt inside the 20, marking the 241st time he pinned the opponent inside the 20-yard line in his career.
• Against N.Y. Giants (10/4), booted a 61-yard punt while totaling five punts for a total of 280 yards on the day, averaging 56.0 per punt.
• At San Francisco (10/18), kicked six punts totaling 291 yards. Averaged 48.5 yards per punt and four landed inside the 20-yard line with a season-long of 63 yards.
• At Green Bay (1/16), punted four times for 202 yards, including a 64-yard long in the divisional round. Averaged 50.5 yards per punt and landed one inside the 20-yard line.

2019 (16/0 - L.A. Rams): Saw action in all 16 games for the eighth consecutive season and punted 66 times for 3,128 yards and a 47.4-yard average. Had 22 punts downed inside the 20-yard line, tied for the fifth-most in his career. Finished the season with over 3,000 punting yards, doing so for the seventh time in his career. Completed two passes on fake punt attempts, his third-consecutive season with multiple passing completions.
• At Seattle (10/3), had three punts for 153 yards and a 51.0-yard net average. Surpassed the 26,000-career total yardage plateau.
• At Atlanta (10/20), posted three punts for 95 yards with one inside the 20. Converted the first fake punt of the season, completing a pass to Nick Scott for a 23-yard completion.
• At Dallas (12/15), punted five times for 279 yards and a 51.8-yard net average. Had four punts downed inside the 20-yard line with a long of 69 yards. Completed one pass for five yards to Mike Thomas on a fake punt, the 13th completion of his career.

2018 (16/0, 3/0 - L.A. Rams): Selected second team All-Pro after punting 43 times for 1,992 yards with a 46.3-yard average. Tallied just two touchbacks and placed 21 punts inside the 20-yard line. Finished fourth in the NFL in punts pinned inside 20 percentage (48.84) despite a career-low 43 punt attempts.
• Against Arizona (9/16), punted twice for 102 yards for a 51.0 average and 41.0 net average. Placed one punt inside the 20-yard line with a long punt of 60 yards. Converted a 20-yard field goal and one extra point attempt in place of injured Greg Zuerlein.
• Against Minnesota (9/27), played in his 100th career game and punted two times for 71 yards with a 35.5 net average.
• Against Green Bay (10/28), punted a season-high seven times for 316 yards with a 45.1 average and a 43.3 net average. Pinned three punts inside the 20-yard line, including a game-long 52-yarder at the Packers' one-yard line to set up a Rams safety on the following play. Connected with Sam Shields on a 12-yard completion in punt formation to convert on fourth-and-three in the second quarter. Has at least one pass completion in six of his first seven professional seasons including the previous five consecutive seasons.
• Against Kansas City (11/19), punted four times for 222 yards for a 55.5 average and 50.0 net average. Recorded his longest punt of the season with a 68-yarder late in the fourth quarter. Pinned three punts inside the 20-yard line.
• At Chicago (12/9), punted three times for 146 yards with a 48.7 average and 41.3 net average. Pinned one punt inside the 20-yard line and his longest punt was 62 yards. Became the first punter in franchise history to record at least 25,000 yards punting. Completed a seven-yard pass to Gerald Everett in punt formation to successfully convert on fourth-and-seven in the second quarter. Added one special teams tackle.
• At New Orleans (1/20), punted four times for 183 yards in the NFC Championship. Connected with Sam Shields on a 12-yard pass in punt formation to convert a fourth-and-five for his first career postseason pass attempt and completion.
• Against New England in Super Bowl LIII (2/3), punted nine times for 417 yards for a 46.3 average and a 46.1 net average. Pinned five punts inside the 20-yard line. His longest punt was 65 yards which set a new Super Bowl record.

2017 (16/0, 1/0 - L.A. Rams): Selected first team All-Pro and named to the Pro Bowl for the fourth time. Punted 65 times for 3,113 yards a 47.9-yard average. Tallied just four touchbacks and placed 30 punts inside the 20-yard line.
• Against Washington (9/17), punted four times for 182 yards for a 45.5-yard average and 42.3-yard net average. Placed one punt inside the 20-yard line. Completed a pass to Josh Reynolds for 28 yards on fourth down.
• At Jacksonville (10/15), punted seven times for 322 yards for a 46.0-yard average and 43.1-yard net average. Placed four punts inside the 20-yard line and had a long of 67 yards.
• Against Houston (11/12), punted four times for 205 yards for a 51.3-yard average and 42-yard net average. Completed a pass to Pharoh Cooper for six yards on fourth down.
• Against Philadelphia (12/10), punted five times for 282 yard for a 56.4 average and 50.2 net average. Placed three punts inside the 20 yard line and had a long of 64 yards.
• Against Atlanta (1/6), punted five times for 218 yards for a 43.6-yard average and 42.8-yard net average in the wild card round. Had a long of 66 yards, a new postseason franchise record.

2016 (16/0 - L.A. Rams): Selected first team All-Pro. Named to his third career Pro Bowl. Set new career-highs in punt yardage (4,680), punts inside the 20-yard line (51), net yardage (4,508), and net punt average (46.0), all leading the NFL. Set the single-season NFL record for net punt average (46.0). Booted a career-long 78-yard punt, which tied for the longest punt of the season. Only allowed one touchback the entire year. Voted team captain by peers.
• Against Seattle (9/18), totaled 237 yards on six punts, all downed inside the opponent's 20-yard line, for a 39.5-yard average and net average.
• Against Carolina (11/6), recorded a then career-long punt of 75 yards. Punted five times for 243 yards for an average of 48.6-yards per kick.
• At N.Y. Jets (11/13), punted seven times for 362 yards, averaged 51.7 yards a kick. Recorded the fourth longest punt in franchise history with a career-long 78-yard punt.
• At New England (12/4), booted eight punts (five inside the 20-yard line), averaging 53.8 yards a kick. Recorded a net average of 52.9 yards while booting a long of 76 yards.
• At Seattle (12/15), punted four times for 216 yards, with a 54-yard average and a 50-yard net average with a long 66 yards.
• Against San Francisco (12/26), punted eight times for 368 yards, averaging 46 yards a kick. Set the NFL single-season record for most punts downed inside the 20-yard line (50).
• Against Arizona (1/1), booted seven punts for 337 yards, giving him a new career-high in single season punts (98). Averaged 48.1 yards a kick and a net average of 44.4 yards.

2015 (16/0 - St. Louis Rams): Selected first team All-Pro. Named to his second career Pro Bowl. Appeared in all 16 games and punted 96 times for 4,601 yards a 47.9-yard average. Tallied six touchbacks and placed a then career-high 41 punts inside the 20-yard line. Led the NFL rankings in net punting average (43.7) and punts downed inside the opponents' 20-yard line.

• At Washington (9/20), punted eight times for 381 yards, a 47.6-yard average and 46.1-yard net. Tallied a long of 53 yards and placed four punts inside the 20-yard line.
• At Green Bay (10/11), completed a 20-yard pass to Cody Davis on a fake punt conversion. Marked his second-longest pass completion of his career. Punted four times for 181 yards. Placed one punt inside the 20-yard line and had a long of 51 yards.
• Against San Francisco (11/1), tallied a long punt of 60 yards. Finished with eight punts for 436 yards, a 54.5-yard average and 49.8-yard net, and placed four punts inside the 20-yard line.
• Against Arizona (12/6), punted eight times for 436 yards, a 54.5-yard average and 48.3-yard net average. Placed five punts inside the 20-yard line and had a long of 68 yards. Also handled kickoff duties in addition to punting and tallied two kickoffs.

2014 (16/0 - St. Louis Rams): Selected second team All-Pro. Punted 80 times for 3,721 yards. Finished the season with a 46.5-yard gross average which ranked eighth in the league and registered the fourth best single-season total in Rams history.
• Against Seattle (10/19), connected with Benny Cunningham on an 18-yard pass in punt formation to convert a fourth-and-three on the St. Louis 18-yard line with 2:55 left to play. Marked his fifth career pass, first of the season. Punted three times for 153 yards, a 44.7-yard average.
• At Kansas City (10/26), punted six times for 324 yards, a 54.0-yard average with a long of 60 yards.
• At San Diego (11/23), connected with Stedman Bailey on an 19-yard pass in punt formation to convert a fourth-and-four. Punted four times for 178 yards with a 44.5-yard net average with a long of 57 yards.
• At Washington (12/7), connected with Cory Harkey for a two-point conversion. Punted four times for 174 yards, a 43.5-yard average with a long of 61 yards.

2013 (16/0 - St. Louis Rams): Saw action in all 16 games and earned Pro Bowl and first team All-Pro honors after recording the highest single-season net average (44.2) in NFL history. Punted 78 times for 3,609 yards. Finished with a 46.3-yard gross average for 10th in the league and was the fourth best single-season total in Rams history. Opponents averaged just 2.6 yards per return, the best total in the NFL in 2013. Also added two special teams tackles.
• Against San Francisco (9/26), notched a career-high 11 punts for 490 yards. Averaged 44.5 yards per punt and registered a long of 60 yards. Placed six punts inside the 20-yard line and one touchback.
• Against Tennessee (11/3), punted five times for 242 yards for a 48.4-yard average and 46.8-yard net average. Placed one punt inside the 20-yard line and had a long of 57 yards.
• At Arizona (12/8), punted five times for 257 yards, a 51.4 yard average and 42.8-yard net average.
• At Seattle (12/29), punted seven times for 337 yards, a 48.1 average and 48.4 yard net average.

2012 (16/0 - St. Louis Rams): Played in all 16 games as a rookie and finished his first NFL campaign with a 45.8-yard gross average and a net average of 39.9 yards per attempt. Punted 82 times for 3,756 yards with 22 punts inside the 20-yard line.
• At Detroit (9/9), made his NFL debut and punted five times for 241 yards, a 48.2-yard average and 37.6-yard net.
• Against Washington (9/16), punted three times for 163 yards, a 54.3-yard average and 48.7-yard net, placed one inside the 20-yard line and had a long of 66 yards.
• Against Seattle (9/30), threw a two-yard touchdown pass to Danny Amendola on a fake field goal play. No Rams punter has thrown a touchdown pass since the merger. Punted four times for 156 yards, a 39-yard average and 38.8-yard net.
• Against Arizona (10/4), punted seven times for 398 yards, including a season-long of 68 yards. Averaged 56.9 yards per punt, setting a franchise single-game record. Placed three punts inside the 20-yard line.
• At San Francisco (11/11), threw a 21-yard completion to Rodney McLeod on fourth-and-four from the St. Louis 10-yard line with 49 seconds left in the half on a fake punt. On a second fake punt, completed a 19-yard pass to Lance Kendricks.
• Against the N.Y. Jets (11/18), punted five times for 251 yards, a 50.2-yard average, 44.4-yard net. Placed one inside the 20-yard line and had a long of 57 yards.

COLLEGE:
• Was a four-year starter at Oregon State, finishing his career as one of Beavers' most prolific punters. Holds the third-best career punt yardage average at OSU at 41.3 yards per punt and set the single-game school record with a 52.5-yard average (6-315) at Utah in 2011.
• Posted 52 career punts of 50-plus yards, including 17 in 2011 when he had six different games with at least one punt of 60-plus yards.
• As a senior (2011), was named to the Ray Guy Award Watch List – given annually to the nation's best punter. Punted 50 times for 2,202 yards (44.0 avg.) earning Pac-12 Conference honorable mention.
• As a junior (2010), booted 61 punts for 2,545 yards (41.7 avg.).
• As a sophomore (2009), was a semi-finalist for the Ray Guy Award after punting 51 times for 2,043 yards (40.1 avg.).
• As a freshman (2008), punted 59 times for 2,342 yards (39.7 avg.). Received Sun Bowl Special Teams MVP after averaging 45 yards on 10 punts.
• Was a two-time Pac-10 All-Academic selection.
• Graduated from Oregon State in June 2011 with a degree in general science.

PERSONAL:
• Married to Makayla, they have one son, Jett and two daughters, Maya. and Hava.
• Attended Bothell (Wash.) High School and was the starting quarterback and punter of the Cougars football team during his senior year, leading them to a State Championship game.
• Also played basketball in high school and was a three-year starter.
• Participated in the initial Beavers Without Borders trip during spring break of 2011, traveling to Guatemala to build a house for a needy family.
• Follow Hekker on X at @JHekker and on Instagram at @jhekk.
• Born John Robert Hekker on Feb. 8, 1990 in Redmond, Wash.

JOHNNY HEKKER'S GAME-BY-GAME

2012 St. Louis Rams

Date	Opp	W/L	No	Yds	Avg	Net	TB	In 20	Lg	Blk
Sept 9	@ Det	L	5	241	48.2	37.6	0	1	57	0
Sept 16	Was	W	3	163	54.3	48.7	1	1	66	0
Sept 23	@ Chi	L	6	279	46.5	36.7	1	1	56	0
Sept 30	Sea	W	4	156	39.9	38.8	0	1	48	0
Oct 14	Ari	W	7	398	56.9	46.0	0	3	68	0
Oct 14	@ Mia	L	3	135	45.0	38.3	1	2	56	0
Oct 21	GB	L	2	99	49.5	42.0	0	1	55	0
Oct 28	NE	L	4	195	48.8	44.8	0	1	50	0
Nov 11	@ SF	T	4	147	36.8	31.0	0	1	45	0
Nov 18	NYJ	L	5	251	50.2	44.4	0	1	57	0
Nov 25	@ Ari	W	6	260	43.3	33.5	0	1	48	0
Dec 2	SF	W	9	388	43.1	42.4	0	3	63	0
Dec 9	@ Buf	W	8	302	37.8	32.3	0	2	50	0
Dec 16	Min	L	4	164	41.0	37.3	0	1	55	0
Dec 23	@ TB	W	7	335	47.9	46.9	0	2	57	0
Dec 30	@ Sea	L	5	243	48.6	40.2	1	0	57	0
Totals		**7-8-1**	**82**	**3,756**	**45.8**	**39.9**	**4**	**22**	**68**	**0**

2013 St. Louis Rams

Date	Opp	W/L	No	Yds	Avg	Net	TB	In 20	Lg	Blk
Sept 8	Ari	W	3	147	49.0	42.0	1	1	55	0
Sept 15	@ Atl	L	6	298	49.7	49.0	0	0	63	0
Sept 22	@ Dal	L	5	238	47.6	44.4	0	0	57	0
Sept 26	SF	L	11	490	44.5	42.7	1	6	60	0
Oct 6	Jax	W	7	286	40.9	40.1	0	2	56	0
Oct 13	@ Hst	W	3	135	45.0	43.0	0	1	47	0
Oct 20	@ Car	L	4	159	39.8	40.0	0	0	52	0
Oct 28	Sea	L	4	182	45.5	43.3	0	2	55	0
Nov 3	Ten	L	5	242	48.4	46.8	0	1	57	0
Nov 10	@ Ind	W	5	242	48.4	43.4	0	1	61	0
Nov 24	Chi	W	2	97	48.5	48.5	0	0	51	0
Dec 1	@ SF	L	5	244	48.8	47.8	0	1	54	0
Dec 8	@ Ari	L	5	257	51.4	42.8	2	0	64	0
Dec 15	NO	W	4	167	41.8	41.8	0	2	52	0
Dec 22	TB	W	2	88	44.0	44.0	0	1	46	0
Dec 29	@ Sea	L	7	337	48.1	48.4	0	1	58	0
Totals		**7-9**	**78**	**3,609**	**46.3**	**44.2**	**4**	**19**	**64**	**0**

2014 St. Louis Rams

Date	Opp	W/L	No	Yds	Avg	Net	TB	In 20	Lg	Blk
Sept 7	Min	L	6	279	46.5	45.5	0	2	57	0
Sept 14	@ TB	W	2	98	49.0	49.0	0	1	53	0
Sept 21	Dal	L	1	24	24.0	24.0	0	1	24	0
Oct 5	@ Phi	L	4	166	41.5	28.6	0	2	56	1
Oct 13	SF	L	8	351	43.9	40.3	0	2	56	0
Oct 19	Sea	W	3	153	51.0	44.7	0	1	56	0
Oct 26	@ KC	L	6	324	54.0	46.2	1	1	60	0
Nov 2	@ SF	W	6	281	46.8	41.5	1	2	60	0
Nov 9	@ Ari	L	7	305	43.6	39.6	1	2	57	0
Nov 16	Den	W	6	260	43.3	43.3	0	4	54	0
Nov 23	@ SD	L	4	178	44.5	44.5	0	2	57	0
Nov 30	Oak	W	6	275	45.8	41.8	1	3	60	0
Dec 7	@ Was	W	4	174	43.5	42.8	0	3	61	0
Dec 11	Ari	L	8	404	50.5	43.8	0	3	59	0
Dec 21	NYG	L	4	202	50.5	45.5	1	2	56	0
Dec 28	@ Sea	L	5	247	49.4	48.0	0	1	55	0
Totals		**6-10**	**80**	**3,721**	**46.5**	**42.3**	**5**	**33**	**61**	**1**

2015 St. Louis Rams

Date	Opp	W/L	No	Yds	Avg	Net	TB	In 20	Lg	Blk
Sept 13	Sea	W	3	142	47.3	26.3	0	0	55	0
Sept 20	@ Was	L	8	381	47.6	46.1	0	4	53	0
Sept 27	Pit	L	4	170	42.5	37.5	1	2	50	0
Oct 4	@ Ari	W	7	348	49.7	45.1	0	2	57	0
Oct 11	@ GB	L	4	181	45.3	38.0	1	1	51	0
Oct 25	Cle	W	5	244	48.8	48.0	0	3	56	0
Nov 1	SF	W	8	436	54.5	49.8	0	4	60	0
Nov 8	@ Min	L	8	372	46.5	41.5	0	2	63	0
Nov 15	Chi	L	6	296	49.3	47.8	0	3	60	0
Nov 22	@ Bal	L	8	367	45.9	42.8	1	4	63	0
Nov 29	@ Cin	L	5	225	45.0	37.8	1	1	56	0
Dec 6	Ari	L	8	436	54.5	48.3	1	5	68	0
Dec 13	Det	W	6	284	47.3	45.5	0	4	61	0
Dec 17	TB	W	5	220	44.0	44.0	0	3	49	0
Dec 27	@ Sea	W	6	240	40.0	36.7	0	2	50	0
Jan 3	@ SF	L	5	259	51.8	47.8	1	1	68	0
Totals		**7-9**	**96**	**4,601**	**47.9**	**43.7**	**6**	**41**	**68**	**0**

2016 L.A. Rams

Date	Opp	W/L	No	Yds	Avg	Net	TB	In 20	Lg	Blk
Sept 12	@ SF	L	10	431	43.1	42.0	0	4	54	0
Sept 18	Sea	W	6	237	39.5	39.5	0	6	52	0
Sept 25	@TB	W	5	256	51.2	46.0	0	2	64	0
Oct 2	@ Ari	W	6	277	46.2	42.3	0	3	55	0
Oct 9	Buf	L	2	109	54.5	55.5	0	1	57	0
Oct 16	@ Det	L	2	94	47.0	45.0	0	0	54	0
Oct 23	NYG	L	7	322	46.0	44.1	0	6	60	0
Nov 6	Car	L	5	243	48.6	44.6	1	2	75	0
Nov 13	@ NYJ	W	7	362	51.7	50.3	0	4	78	0
Nov 20	Mia	L	8	364	45.5	45.4	0	5	61	0
Nov 27	@ NO	L	6	294	49.0	47.7	0	2	68	0
Dec 4	@ NE	L	8	430	53.8	52.9	0	5	76	0
Dec 11	Atl	L	7	340	48.6	48.6	0	6	57	0
Dec 15	@ Sea	L	4	216	54.0	50.0	0	0	66	0
Dec 24	SF	L	8	368	46.0	44.9	0	4	53	0
Jan 1	Ari	L	7	337	48.1	44.4	0	1	73	0
Totals		**4-12**	**98**	**4,680**	**47.8**	**46.0**	**1**	**51**	**78**	**0**

2017 L.A. Rams

Date	Opp	W/L	No	Yds	Avg	Net	TB	In 20	Lg	Blk
Sept 10	Ind	W	5	218	43.6	43.6	0	5	47	0
Sept 17	Was	L	4	182	45.5	42.3	0	1	55	0
Sept 21	@ SF	W	2	113	56.5	52.0	0	0	64	0
Oct 1	@ Dal	W	2	108	54.0	54.0	0	2	62	0
Oct 8	Sea	L	3	136	45.3	42.0	0	0	62	0
Oct 15	@ Jax	W	7	322	46.0	43.1	1	4	67	0
Oct 22	Ari	W	2	119	59.5	55.0	0	2	65	0
Nov 5	@ NYG	W	2	75	37.5	37.5	0	1	38	0
Nov 12	Hst	W	4	205	51.3	42.0	1	0	55	0
Nov 19	@ Min	L	6	254	42.3	40.8	0	4	56	0
Nov 26	NO	W	3	138	46.0	46.0	0	3	50	0
Dec 3	@ Ari	W	4	207	51.8	48.8	0	0	70	0
Dec 10	Phi	L	5	282	56.4	50.2	1	3	64	0
Dec 17	@ Sea	W	5	213	42.6	39.0	0	2	49	0
Dec 24	@ Ten	W	4	200	50.0	42.0	1	1	57	0
Dec 31	SF	L	7	341	48.7	44.1	0	2	58	0
Totals		**11-5**	**65**	**3,113**	**47.9**	**44.3**	**4**	**30**	**70**	**0**
Playoffs										
Jan 6		L	5	218	43.6	42.8	0	5	66	0
Totals		**0-1**	**5**	**218**	**43.6**	**42.8**	**0**	**5**	**66**	**0**

JOHNNY HEKKER'S GAME-BY-GAME CONT.

2018 L.A. Rams

Date	Opp	W/L	No	Yds	Avg	Net	TB	In 20	Lg	Blk
Sept 10	@ Oak	W	2	117	58.5	53.5	0	2	62	0
Sept 16	Ari	W	2	102	51.0	41.0	1	1	60	0
Sept 23	LAC	W	1	49	49.0	38.0	0	0	49	0
Sept 27	Min	W	2	71	35.5	35.5	0	0	39	0
Oct 7	@ Sea	W	1	38	38.0	41.0	0	1	38	0
Oct 14	@ Den	W	3	120	40.0	40.0	0	3	52	0
Oct 21	@ SF	W	4	122	30.5	29.0	0	1	50	0
Oct 28	GB	W	7	316	45.1	43.3	0	3	52	0
Nov 4	@ NO	L	1	47	47.0	47.0	0	0	47	0
Nov 11	Sea	W	2	89	44.5	40.0	0	1	55	0
Nov 19	KC	W	4	222	55.5	50.0	0	3	68	0
Dec 2	@ Det	W	3	151	50.3	43.7	1	0	55	0
Dec 9	@ Chi	L	3	146	48.7	41.3	0	1	62	0
Dec 16	Phi	L	3	169	56.3	52.0	0	1	65	0
Dec 23	@ Ari	W	2	103	51.5	51.0	0	1	59	0
Dec 30	SF	W	3	130	43.3	43.3	0	0	48	0
Totals		**13-3**	**43**	**1,992**	**46.3**	**43.0**	**2**	**21**	**68**	**0**
Playoffs										
Jan 12	Dal	W	1	29	29.0	29.0	0	0	29	0
Jan 20	@ NO	W	4	183	45.8	45.8	0	1	50	0
Feb 3	NE	L	9	147	46.3	46.1	0	5	65	0
Totals		**2-1**	**14**	**629**	**44.9**	**44.8**	**0**	**6**	**65**	**0**

2019 L.A. Rams

Date	Opp	W/L	No	Yds	Avg	Net	TB	In 20	Lg	Blk
Sept 8	@ Car	W	3	144	48.0	28.5	0	0	71	1
Sept 15	NO	W	4	199	49.8	41.3	0	0	66	0
Sept 22	@ Cle	W	2	79	39.5	39.5	0	1	41	0
Sept 29	TB	L	1	41	41.0	41.0	0	1	41	0
Oct 3	@ Sea	L	3	153	51.0	51.0	0	1	59	0
Oct 13	SF	L	5	269	53.8	46.2	0	1	61	0
Oct 20	@ Atl	W	3	95	31.7	33.7	0	1	43	0
Oct 27	Cin	W	5	222	44.4	44.4	0	3	56	0
Nov 10	@ Pit	L	8	379	47.4	42.3	1	2	56	0
Nov 17	Chi	W	6	329	54.8	44.8	3	1	67	0
Nov 25	Bal	L	4	200	50.0	38.8	0	0	55	0
Dec 1	@ Ari	W	4	165	41.3	40.0	0	1	44	0
Dec 8	Sea	W	3	152	50.7	49.7	0	0	55	0
Dec 15	@ Dal	L	5	279	55.8	51.8	0	4	69	0
Dec 21	@ SF	L	6	266	44.3	44.3	0	3	52	0
Dec 29	Ari	W	4	156	39.0	34.0	1	3	45	0
Totals		**9-7**	**66**	**3,128**	**47.4**	**42.4**	**5**	**22**	**71**	**1**

2020 L.A. Rams

Date	Opp	W/L	No	Yds	Avg	Net	TB	In 20	Lg	Blk
Sept 8	@ NO	L	5	191	38.2	26.2	0	0	53	0
Sept 15	LAC	L	7	311	44.4	42.3	0	2	64	0
Sept 22	@ LV	W	4	177	44.3	44.3	0	2	51	0
Sept 29	Cin	L	2	102	51.0	49.5	0	1	55	0
Oct 6	@ Chi	L	4	206	51.5	40.0	2	1	65	0
Oct 13	Atl	L	3	120	40.0	30.3	0	1	58	0
Oct 20	@ Was	L	5	252	50.4	47.4	0	2	62	0
Oct 27	@ Den	L	5	247	49.4	49.4	0	1	53	0
Nov 3	NO	W	5	216	43.2	41.8	0	3	52	0
Nov 10	NYG	W	7	337	48.1	45.7	0	3	55	0
Nov 24	KC	L	2	103	51.5	53.5	0	1	55	0
Dec 1	TB	L	5	192	38.4	38.4	0	0	49	0
Dec 8	@ Phi	L	2	90	45.0	44.0	0	1	45	0
Dec 15	Dal	L	4	190	47.5	46.3	0	0	53	0
Dec 22	Ari	W	5	223	44.6	38.0	1	1	57	0
Dec 29	@ TB	L	5	226	45.2	37.5	0	3	51	1
Jan 5	@ Atl	W	3	155	51.7	48.7	0	2	57	0
Totals		**5-12**	**73**	**3,338**	**45.7**	**41.9**	**3**	**24**	**65**	**1**

2021 L.A. Rams

Date	Opp	W/L	No	Yds	Avg	Net	TB	In 20	Lg	Blk
Sept 12	Chi	W	1	50	50.0	47.0	0	0	50	0
Sept 19	@ Ind	W	3	109	36.3	36.3	0	1	46	0
Sept 26	TB	W	3	119	39.7	38.3	0	3	51	0
Oct 3	Ari	L	1	37	37.0	37.0	0	1	37	0
Oct 7	@ Sea	W	5	232	46.4	43.8	0	4	54	0
Oct 17	@ NYG	W	4	160	40.0	40.0	0	4	52	0
Oct 24	Det	W	1	41	41.0	41.0	0	0	41	0
Oct 31	@ Hst	W	4	178	44.5	44.3	0	1	49	0
Nov 7	Ten	L	4	199	49.8	42.0	1	0	57	0
Nov 15	@ SF	L	3	124	41.3	41.3	0	0	44	0
Nov 28	@ GB	L	5	205	41.0	41.0	0	1	53	0
Dec 5	Jax	W	3	150	50.0	50.0	0	1	58	0
Dec 13	@ Ari	W	3	120	40.0	40.0	0	1	42	0
Dec 21	Sea	W	3	130	43.3	38.7	0	1	51	0
Dec 26	@ Min	W	2	108	54.0	54.0	0	1	55	0
Jan 2	@ Bal	W	2	92	46.0	46.0	0	2	53	0
Jan 9	SF	L	4	198	49.5	46.0	0	2	59	0
Totals		**12-5**	**51**	**2,252**	**44.2**	**42.6**	**1**	**23**	**59**	**0**
Playoffs										
Jan 17	Ari	W	5	198	39.6	39.6	0	5	45	0
Jan 23	@ TB	W	4	195	48.8	42.0	1	1	54	0
Jan 30	SF	W	1	58	58.0	49.0	0	0	58	0
Feb 13	Cin	W	6	261	43.5	35.5	1	3	55	0
Totals		**4-0**	**16**	**712**	**44.5**	**39.3**	**2**	**9**	**58**	**0**

2022 Carolina Panthers

Date	Opp	W/L	No	Yds	Avg	Net	TB	In 20	Lg	Blk
Sept 11	Cle	L	5	250	50.0	44.2	0	0	61	0
Sept 18	@ NYG	L	5	212	42.4	42.4	0	4	50	0
Sept 25	NO	W	6	281	46.8	44.0	0	4	59	0
Oct 2	Ari	L	4	209	52.3	49.3	0	1	57	0
Oct 9	SF	L	3	154	51.3	48.7	0	2	67	0
Oct 16	@ LAR	L	7	362	51.7	43.9	2	3	68	0
Oct 23	TB	W	7	360	51.4	42.0	1	2	62	0
Oct 30	@ Atl	L	3	141	47.0	40.7	0	1	52	0
Nov 6	@ Cin	L	5	270	54.0	43.6	0	2	63	0
Nov 10	Atl	W	5	216	43.2	38.6	0	2	52	0
Nov 20	@ Bal	L	6	265	44.2	43.3	0	4	53	0
Nov 27	Den	W	5	255	51.0	51.0	0	4	59	0
Dec 11	@ Sea	W	2	107	53.5	43.5	1	0	67	0
Dec 18	Pit	L	4	194	48.5	47.3	0	1	63	0
Dec 24	Det	W	3	117	39.0	32.3	1	2	52	0
Jan 1	@ TB	L	5	251	50.2	46.2	1	3	58	0
Jan 8	@ NO	W	6	281	46.8	46.8	0	4	54	0
Totals		**7-10**	**81**	**3,925**	**48.5**	**44.1**	**6**	**39**	**68**	**0**

2023 Carolina Panthers

Date	Opp	W/L	No	Yds	Avg	Net	TB	In 20	Lg	Blk
Sept 10	@ Atl	L	5	266	53.2	52.4	0	1	69	0
Sept 18	NO	L	5	239	47.8	44.6	0	2	54	0
Sept 24	@ Sea	L	5	246	49.2	41.0	0	3	58	0
Oct 1	Min	L	5	229	45.8	40.0	1	2	59	0
Oct 8	@ Det	L	3	114	38.0	38.0	0	1	45	0
Oct 15	@ Mia	L	4	189	47.3	47.3	0	1	55	0
Oct 29	Hst	W	4	203	50.8	44.5	0	1	63	0
Nov 5	Ind	L	4	174	43.5	40.8	0	2	50	0
Nov 9	@ Chi	L	6	272	45.3	43.3	0	3	55	0
Nov 19	Dal	L	5	242	48.4	44.4	1	1	61	0
Nov 26	@ Ten	L	6	282	47.0	41.0	1	2	58	0
Dec 3	@ TB	L	8	367	45.9	43.3	0	1	57	0
Dec 10	@ NO	L	2	86	43.0	31.5	0	0	49	0
Dec 17	Atl	W	5	235	47.0	41.2	1	2	53	0
Dec 24	GB	L	3	151	50.3	48.3	0	1	56	0
Dec 31	@ Jax	L	6	297	49.5	43.3	1	1	52	0
Jan 7	TB	L	6	246	41.0	41.0	0	1	44	0
Totals		**2-15**	**82**	**3,838**	**46.8**	**43.0**	**5**	**25**	**69**	**0**

JOHNNY HEKKER'S GAME-BY-GAME CONT.

2024 Carolina Panthers

Date	Opp	W/L	No	Yds	Avg	Net	TB	In 20	Lg	Blk
Sept 8	@ NO	L	5	191	38.2	26.2	0	0	53	0
Sept 15	LAC	L	7	311	44.4	42.3	0	2	64	0
Sept 22	@ LV	W	4	177	44.3	44.3	0	2	51	0
Sept 29	Cin	L	2	102	51.0	49.5	0	1	55	0
Oct 6	@ Chi	L	4	206	51.5	40.0	2	1	65	0
Oct 13	Atl	L	3	120	40.0	30.3	0	1	58	0
Oct 20	@ Was	L	5	252	50.4	47.4	0	2	62	0
Oct 27	@ Den	L	5	247	49.4	49.4	0	1	53	0
Nov 3	NO	W	5	216	43.2	41.8	0	3	52	0
Nov 10	NYG	W	7	337	48.1	45.7	0	3	55	0
Nov 24	KC	L	2	103	51.5	53.5	0	1	55	0
Dec 1	TB	L	5	192	38.4	38.4	0	0	49	0
Dec 8	@ Phi	L	2	90	45.0	44.0	0	1	45	0
Dec 15	Dal	L	4	190	47.5	46.3	0	0	53	0
Dec 22	Ari	W	5	223	44.6	38.0	1	1	57	0
Dec 29	@ TB	L	5	226	45.2	37.5	0	3	51	1
Jan 5	@ Atl	W	3	155	51.7	48.7	0	2	57	0
Totals		**5-12**	**73**	**3,338**	**45.7**	**41.9**	**3**	**24**	**65**	**1**

2025 Tennessee Titans

Date	Opp	W/L	No	Yds	Avg	Net	TB	In 20	Lg	Blk
Sept 7	@ Den	L	8	395	49.4	41.0	1	2	65	0
Sept 14	LAR	L	5	250	50.0	47.2	0	2	57	0
Sept 21	Ind	L	1	52	52.0	52.0	0	0	52	0
Sept 28	@ Hst	L	5	213	42.6	39.6	0	2	50	0
Oct 5	@ Ari	W	5	271	54.2	47.0	1	3	64	0
Oct 12	@ LV	L	5	220	44.0	34.6	0	0	53	0
Oct 19	NE	L	3	122	40.7	40.7	0	2	53	0
Oct 26	@ Ind	L	5	215	43.0	32.4	1	1	49	0
Nov 2	LAC	L	5	187	37.4	35.6	0	2	41	0
Nov 16	Hst	L	6	305	50.8	44.5	0	1	62	0
Nov 23	Sea	L	3	135	45.0	31.7	0	0	49	0
Nov 30	Jax	L	5	232	46.4	39.6	1	0	57	0
Dec 7	@ Cle	W	8	383	47.9	40.9	2	2	54	0
Dec 14	@ SF	L	3	136	45.3	39.3	0	1	56	0
Dec 21	KC									
Dec 28	NO									
Jan 3/4	@ Jax									
Totals		**2-12**	**67**	**3,116**	**46.5**	**40.1**	**6**	**18**	**65**	**0**

JOHNNY HEKKER'S NFL STATISTICS

REGULAR SEASON				PUNTING								
Year	Team	GP	No.	Yds	Avg	Ret	Yds	TB	In	Lg	Blk	Net
2012	St. Louis Rams	16	82	3,756	45.8	41	402	4	22	68	0	39.9
2013	St. Louis Rams	16	78	3,609	46.3	30	79	4	19	64	0	44.2
2014	St. Louis Rams	16	80	3,721	46.5	28	192	5	33	61	1	42.3
2015	St. Louis Rams	16	96	4,601	47.9	40	289	6	41	68	0	43.7
2016	L.A. Rams	16	98	4,680	47.8	35	152	1	51	78	0	46.0
2017	L.A. Rams	16	65	3,113	47.9	25	152	4	30	70	0	44.3
2018	L.A. Rams	16	43	1,992	46.3	12	104	2	21	68	0	43.0
2019	L.A. Rams	16	66	3,128	47.4	23	190	5	22	71	1	42.4
2020	L.A. Rams	16	68	3,099	45.6	23	297	5	28	63	1	39.2
2021	L.A. Rams	17	51	2,252	44.2	9	60	1	23	59	0	42.6
2022	Carolina	17	81	3,925	48.5	27	231	6	39	68	0	44.1
2023	Carolina	17	82	3,838	46.8	31	210	5	25	69	0	43.0
2024	Carolina	17	73	3,338	45.7	26	178	3	24	65	1	41.9
2025	Tennessee	14	67	3,116	46.5	32	307	6	18	65	0	40.1
NFL Totals		**226**	**1,030**	**48,168**	**46.8**	**382**	**2,843**	**57**	**396**	**78**	**4**	**42.7**

PLAYOFFS				PUNTING								
Year	Team	GP	No.	Yds	Avg	Ret	Yds	TB	In	Lg	Blk	Net
2017	L.A. Rams	1	5	218	43.6	1	4	0	5	66	0	42.8
2018	L.A. Rams	3	14	629	44.9	2	2	0	6	65	0	44.8
2020	L.A. Rams	2	11	519	47.2	5	43	0	1	64	0	43.3
2021	L.A. Rams	4	16	712	44.5	6	44	2	9	58	0	39.3
NFL Totals		**10**	**46**	**2,078**	**45.2**	**14**	**93**	**2**	**21**	**66**	**0**	**42.3**

REGULAR SEASON						PASSING								RUSHING				
Year	Team	GP/GS	Att	Cmp	Pct	Yds	Yd/Att	TD	INT	Lg	Sk	Yds	Rat	Att	Yds	Avg	Lg	TD
2012	STL	0/0	3	3	100.0	42	14.0	1	0	21	0	0	158.3	1	-9	-9.0	-9	0
2013	STL	0/0	1	0	0.0	0	0.0	0	0	0	0	0	39.6	0	0	-	0	0
2014	STL	0/0	2	2	100.0	37	18.5	0	0	19	0	0	118.8	0	0	-	0	0
2015	STL	0/0	4	1	25.0	20	5.0	0	0	20	0	0	47.9	0	0	-	0	0
2016	LAR	0/0	2	1	50.0	4	2.0	0	0	4	0	0	56.3	0	0	-	0	0
2017	LAR	0/0	3	2	66.7	34	11.3	0	0	28	0	0	104.9	0	0	-	0	0
2018	LAR	0/0	4	2	50.0	19	4.8	0	0	12	0	0	63.5	1	3	3.0	3	0
2019	LAR	0/0	3	2	66.7	28	9.3	0	0	23	0	0	56.9	0	0	-	0	0
2021	LAR	0/0	1	1	100.0	2	2.0	0	0	2	0	0	79.2	1	0	0.0	0	0
2023	CAR	0/0	1	1	100.0	7	7.0	0	0	7	0	0	95.8	1	-11	-11.0	-11	0
2024	CAR	0/0	2	0	0.0	0	0.0	0	0	0	0	0	39.6	0	0	-	0	0
NFL Totals		**0/0**	**26**	**15**	**57.7**	**193**	**7.4**	**1**	**0**	**28**	**0**	**0**	**77.9**	**4**	**-17**	**-4.3**	**3**	**0**

PLAYOFFS						PASSING								RUSHING				
Year	Team	GP/GS	Att	Cmp	Pct	Yds	Yd/Att	TD	INT	Lg	Sk	Yds	Rat	Att	Yds	Avg	Lg	TD
2018	LAR	0/0	1	1	100.0	12	12.0	0	0	0	0	0	116.7	0	0	-	0	0
NFL Totals		**0/0**	**1**	**1**	**100.0**	**12**	**12.0**	**0**	**0**	**0**	**0**	**0**	**116.7**	**0**	**0**	**-**	**0**	**0**

Single-Game Highs

Punts - 11 vs. San Francisco (9/26/13)
Yards - 490 vs. San Francisco (9/26/13)
Gross Avg. - 56.9 vs. Arizona (10/4/12)
Net Avg. - 52.9 at New England (12/4/16)
Long Punt - 78 at N.Y. Jets (11/13/16)
In20 - 6 (Four times, last vs. Atlanta 12/11/16)

Playoff Single-Game Highs

Punts - 9 vs. New England (2/3/19)
Yards - 417 vs. New England (2/3/19)
Gross Avg. - 50.5 at Green Bay (1/16/21)
Net Avg. - 46.3 at Green Bay (1/16/21)
Long Punt - 66 vs. Atlanta (1/6/18)
In20 - 5 (Three times, last vs. Arizona 1/17/22)

Additional Statistics

Special Teams Tackles - 1 (2012), 2 (2013), 1 (2015), 1 (2017), 1 (2018), 1 (2019), 1 (2024), **3 (2025)**
Fumble Recoveries - 2 (2012), 1 (2021)
Field Goals - 1 for 1 for 20 yards (2018)
PATS - 1 for 1 (2018)
Kickoffs - 1 (2013), 2 (2015), 6 (2018), 1 (2019), 3 (2024)
Touchbacks - 1 (2015), 2 (2018), 1 (2019)

84 GUNNAR HELM



TIGHT END • 6'5" • 241 LBS
COLLEGE: TEXAS • ACQUIRED: 4TH ROUND - 2025
NFL EXPERIENCE (NFL/TITANS): ROOKIE • HOMETOWN: ENGLEWOOD, COLO.
GAMES PLAYED/GAMES STARTED: 14/8 (PLAYOFFS: 0/0)

PRO: The Titans selected Gunnar Helm in the fourth round of the 2025 NFL Draft. The 6-foot-5-inch, 241-pound tight end is a sure-handed receiving threat and an agile ball-carrier after the catch. Helm appeared in 54 games in four seasons (2021-24) with the Longhorns including a career-high 16 starts his senior season. The University of Texas product will look to find a role in the Titans tight end room both on offense and special teams.

TITANS TIDBITS:
• Helm grew up near Denver in Englewood, Colorado and played a lot of pond hockey as a kid.
• He trained at Lipscomb Academy in Nashville preparing for the draft.
• Has a dog named Daryl.

CAREER TRANSACTIONS:
• The Englewood, Colo., native was selected by the Titans in fourth round (120th overall) of the 2025 NFL Draft.

SEASON RECAPS:
2025 (14/8): Ranks second on the squad with 41 receptions, which is a franchise record for rookie tight ends. Ranks third on the team with 347 receiving yards. Has led or tied for the team lead in receptions three times in 2025 (vs. SEA, vs. JAX, at SF). Has led the team in receiving yards twice in 2025 (vs. SEA, at SF). Has tied for the team lead in special teams tackles once in 2025 (vs. LAR). Made his NFL debut and first career NFL start at Denver (9/7).
• At Denver (9/7), started at tight end in his first career NFL contest and snared one reception for 16 yards. Caught a 16-yard pass from Cam Ward in the first quarter for his first NFL reception.
• Against L.A. Rams (9/14), played as a reserve at tight end and hauled in two passes for nine yards. Posted a special teams tackle on coverage units.
• Against Indianapolis (9/21), saw action as a reserve at tight end and caught three passes for 27 yards.
• At Houston (9/28), played as a reserve at tight end and snared one reception for 12 yards.
• At Arizona (10/5), started at tight end and grabbed four receptions for 34 yards. Set up the Titans' first touchdown with a 19-yard grab to the Cardinals' one-yard line in the fourth quarter. Extended the Titans' game-winning scoring drive with a six-yard catch on third-and-three in the final stanza.
• At Las Vegas (10/12), started at tight end and totaled two catches for 15 yards.
• Against New England (10/19), started at tight end and recorded four receptions for 36 yards.
• At Indianapolis (10/26), started at tight end and snared two passes for 23 yards with his first career touchdown grab. Cut the Colts' lead to 10-7 with a one-yard touchdown catch from Cam Ward in the second quarter. Set up the Titans' second score with a 22-yard reception along the right sideline in the final stanza.
• Against L.A. Chargers (11/2), played as a reserve at tight end and grabbed a 15-yard reception.
• Against Houston (11/16), saw action as a reserve at tight end and posted four receptions for 29 yards. Hauled in a six-yard toss on third-and-four during the Titans' game-tying scoring march in the fourth quarter.
• Against Seattle (11/23), started at tight end and led the team with six receptions and 51 receiving yards. Kept the Titans' initial scoring drive alive with a 10-yard grab on fourth-and-two in the opening stanza. Extended a Titans' touchdown drive with a 15-yard grab on a no-look strike on third-and-five in the third quarter.
• Against Jacksonville (11/30), started at tight end and tied for the team lead with six catches for 23 yards.
• At Cleveland (12/7), started at tight end and posted an eight-yard reception, tying the most receptions in franchise history among rookie tight ends.
• At San Francisco (12/14), played as a reserve at tight end and tied for the team lead with four catches for a team-high 49 receiving yards with a touchdown. With his first reception of the game–his 38th reception of 2025–he surpassed Bo Scaife (37 in 2005) for the most receptions in franchise history among rookie tight ends. Cut the 49ers' lead to 14-10 with a 34-yard touchdown grab in the second quarter.

COLLEGE:
Played in 54 games with 26 starts over four seasons (2021-24) at the University of Texas. Helm recorded 79 receptions for 1,022 yards and nine touchdowns in his college career. After three years of playing behind upperclassmen, he was a second team All-SEC and a John Mackey Award semifinalist as a senior behind a career-high 60 catches and seven touchdowns.

AS A SENIOR (2024), started all 16 games at Texas. Recorded a career-high and team-leading 60 receptions for 786 yards and seven touchdowns. Was named Second Team All-SEC and a semifinalist for the John Mackey Award, presented to the nation's most outstanding tight end.
• At Michigan (9/7), recorded a career-best seven receptions for 98 yards and a touchdown in the win.
• Against UTSA (9/14), notched a career-long 49-yard reception in the victory.
• Against Oklahoma (10/12), recorded five receptions for 91 yards and a touchdown in the blowout rivalry victory.
• Against Georgia (10/19), made six catches for 62 yards.
• Against Kentucky (11/23), hauled in five receptions for 51 yards and a career-high two touchdowns.
• Against Clemson in the first round of the College Football Playoff (12/21), recorded six receptions for 77 yards and a touchdown to help the Longhorns advance to the quarterfinals.

AS A JUNIOR (2023), played in 14 games with six starts. Recorded 14 receptions for 192 yards and two touchdowns. Voted honorable mention All-Big 12 and selected Academic All-Big 12 second team.
• Against Oklahoma (10/7), hauled in a then career-high four receptions for 67 yards and a touchdown.
• At Iowa State (11/8), made two receptions for 40 yards and a touchdown.

AS A SOPHOMORE (2022), saw action in 13 games with four starts. Recorded five receptions for 44 yards. Selected Academic All-Big 12 first team. Returned one kick for 12 yards.
• Against Louisiana Monroe (9/3), made his first college start at tight end.
• Against Washington (12/29), caught one pass for then career-long 19 yard reception in the Alamo Bowl.

AS A FRESHMAN (2021), appeared in 12 games, primarily on the Longhorns' field goal unit. Was selected to the Academic All-Big 12 rookie team.
• Graduated from Texas with a bachelor's degree in corporate communications in December 2024.

PERSONAL:

• Played at Cherry Creek (Co.) High, where he was an All State and All-Centennial League tight end. The No. 3 prospect in the state of Colorado by Rivals.com., No. 7 in the state by ESPN and No. 14 in the state by 247 Sports. Caught 28 passes for 367 yards and seven touchdowns as a senior, helping lead Cherry Creek to the second of two consecutive undefeated seasons and back-to-back 5A state championships.
• Also played basketball and lacrosse in high school.
• Son of Patti and Blake Helm. Has three sisters - Madison, Morgan and Emerson.
• Follow Helm on X at @gunnar_helm and on Instagram at @gunnarbhelm.
• Born Gunnar Blake Helm on Sept. 6, 2002 in Greenwood Village, Colo.

GUNNAR HELM'S COLLEGE STATISTICS

				RECEIVING					RUSHING				
Year	**Team**	**GP**	**GS**	**No**	**Yds**	**Avg**	**Lg**	**TD**	**Att**	**Yds**	**Avg**	**Lg**	**TD**
2021	Texas	12	0	0	0	-	0	0	0	0	-	0	0
2022	Texas	13	4	5	44	8.8	19	0	0	0	-	0	0
2023	Texas	14	6	14	192	13.7	31	2	0	0	-	0	0
2024	Texas	16	16	60	786	13.1	49	7	0	0	-	0	0
College Totals		**55**	**26**	**79**	**1,022**	**12.9**	**49**	**9**	**0**	**0**	**-**	**0**	**0**

Single-Game Highs
Receptions - 7 at Michigan (9/7/24)
Receiving Yards - 98 at Michigan (9/7/24)
Long Reception - 49 vs. Texas-San Antonio (9/14/24)
Receiving Touchdowns - 2 vs. Kentucky (11/23/24)

GUNNAR HELM'S GAME-BY-GAME

2025 Tennessee Titans					RECEIVING				
Date		**Opp.**	**W/L**	**P/S**	**No**	**Yds**	**Avg**	**Lg**	**TD**
Sept 7	@	Den	L	S	1	16	16.0	16	0
Sept 14		LAR	L	p	2	9	4.5	7	0
Sept 21		Ind	L	p	3	27	9.0	11	0
Sept 28	@	Hst	L	p	1	12	12.0	12	0
Oct 5	@	Ari	W	S	4	34	8.5	19	0
Oct 12	@	LV	L	S	2	15	7.5	9	0
Oct 19		NE	L	S	4	36	9.0	13	0
Oct 26	@	Ind	L	S	2	23	11.5	22	1
Nov 2		LAC	L	p	1	15	15.0	15	0
Nov 16		Hst	L	p	4	29	7.3	11	0
Nov 23		Sea	L	S	6	51	8.5	15	0
Nov 30		Jax	L	S	6	23	3.8	6	0
Dec 7	@	Cle	W	S	1	8	8.0	8	0
Dec 14	@	SF	L	p	4	49	12.3	34t	1
Dec 21		KC							
Dec 28		NO							
Jan 3/4	@	Jax							
Totals			**2-12**	**14/8**	**41**	**347**	**8.5**	**34t**	**2**

GUNNAR HELM'S NFL STATISTICS

REGULAR SEASON				RECEIVING					RUSHING				
Year	**Team**	**GP**	**GS**	**No**	**Yds**	**Avg**	**Lg**	**TD**	**Att**	**Yds**	**Avg**	**Lg**	**TD**
2025	Tennessee	14	8	41	347	8.5	34t	2	0	0	-	0	0
NFL Totals		**14**	**8**	**41**	**347**	**8.5**	**34t**	**2**	**0**	**0**	**-**	**0**	**0**

Single-Game Highs
Receptions - **6 (Twice, last vs. Jacksonville 11/30/25)**
Receiving Yards - **51 vs. Seattle (11/23/25)**
Long Reception - **34t at San Francisco (12/14/25)**
Receiving Touchdowns - **1 (Twice, last at San Francisco (12/14/25)**

Additional Statistics
Special Teams Tackles - **1 (2025)**

37 AMANI HOOKER

SAFETY • 5'11" • 210 LBS
COLLEGE: IOWA • ACQUIRED: 4TH ROUND - 2019
NFL EXPERIENCE (NFL/TITANS): 7/7 • HOMETOWN: MINNEAPOLIS, MINN.
GAMES PLAYED/GAMES STARTED: 94/65 (PLAYOFFS: 5/1)

CAPTAIN: 2025

PRO: The Titans traded up to select Amani Hooker with the 116th overall pick in the fourth round of the 2019 NFL Draft. The 5-foot-11-inch, 210-pound defender was coveted for his versatility, having played safety, and a hybrid linebacker/cornerback position at Iowa. Hooker played in 80 games in his first six NFL seasons and amassed 315 tackles, 12 interceptions and 31 passes defensed. He will be relied upon for his defensive leadership and saavy ballhawking ability in the Titans' secondary.

CAREER HIGHLIGHTS:
• In 2024, Hooker led the team with a career-high five interceptions while tying for the team lead with nine passes defensed.
• In 2023, Hooker started 13 games at safety and ranked fourth on the team with a career-best 80 tackles and finished second on the squad with seven passes defensed.
• In 2020, Hooker tied for the team lead with four interceptions while posting 44 tackles and eight passes defensed.

TITANS TIDBITS:
• Hooker was named a finalist for Minnesota's Mr. Football in 2015. Yet he had just two FBS scholarship offers. When the in-state university showed hesitancy after multiple workouts, Hooker knew he belonged at Iowa saying, "love who loves me."
• In February 2019, Hooker helped crowdfund about $1,200 for the Park Center high school football program through a Pledge-It campaign raising a dollar amount for every inch of his vertical jump at the NFL Scouting Combine. His 37-inch jump ranked fifth among safeties and equaled money for better equipment at his alma mater.
• Amani's brother, Quinton, played basketball for North Dakota and helped take the team to the NCAA tournament his senior year. Quinton was Minnesota's Mr. Basketball in high school and currently plays basketball professionally in Italy. For the past three years, the brothers have hosted a camp in their hometown, bringing together kids from all over the Brooklyn Park area to learn about both football and basketball.

CAREER TRANSACTIONS:
• The Minneapolis, Minn., native was selected by the Titans in the fourth round (116th overall) of the 2019 NFL Draft.

SEASON RECAPS:
2025 (14/14): Ranks second on the team with eight passes defensed and 76 tackles. Has tied for the team lead in tackles twice in 2025 (vs. LAR, at IND). Has led or tied for the team lead in passes defensed four times in 2025 (at DEN, vs. IND, at IND, at SF). Has led the team in sacks once in 2025 (vs. LAR). Selected as a team captain by his teammates.
• At Denver (9/7), started at safety and tallied five tackles with a pass defensed. Broke up a pass intended for Evan Engram late in the second quarter.
• Against L.A. Rams (9/14), started at safety and tied for the team lead with eight tackles, including his first career sack and two quarterback pressures. Dropped Matthew Stafford for an eight-yard sack early in the fourth quarter.
• Against Indianapolis (9/21), started at safety and notched five tackles to go along with a team-best two passes defensed and a quarterback pressure. Broke up a pass intended for Adonai Mitchell in the first quarter. Defended a deep pass intended for Alec Pierce in the third stanza.
• At Houston (9/28), started at safety and collected five tackles.
• At Arizona (10/5), started at safety and registered four tackles.
• At Las Vegas (10/12), started at safety and totaled three tackles, including a stop for loss. Stuffed Raheem Mostert for a two-yard loss on a rush up the middle in the fourth quarter.
• Against New England (10/19), started at safety and recorded six tackles. Teamed with Sebastian Joseph-Day to stuff Rhamondre Stevenson for no gain on a rush up the middle in the final stanza.
• At Indianapolis (10/26), started at safety and tied for the team lead with five tackles, while tying a career-best with three passes defensed. Broke up a deep pass intended for Tyler Warren in the opening stanza. Halted a Colts' drive by defending a pass intended for Drew Ogletree on third-and-seven in the fourth quarter. Forced a Colts punt by deflecting a third-and-eight pass intended for Adonai Mitchell late in the final stanza.
• Against L.A. Chargers (11/2), started at safety and posted seven tackles.
• Against Houston (11/16), started at safety and collected nine tackles with a pass defensed. Ended a Texans' drive by breaking up a third-and-four pass intended to Dalton Schultz in the final stanza.
• Against Seattle (11/23), started at safety and notched two tackles.
• Against Jacksonville (11/30), started at safety and registered four tackles, including a stop for loss before leaving the game with an injury in the fourth quarter. Stuffed Travis Etienne Jr. for a one-yard loss on a rush in the final stanza.
• At Cleveland (12/7), started at safety and amassed six tackles with a quarterback pressure.
• At San Francisco (12/14), started at safety and posted seven tackles with a pass defensed. Forced the 49ers to settle for a field goal after breaking up a third-and-11 pass intended for Jauan Jennings late in the second quarter.

2024 (14/14): Started 14 games at safety and led the team with a career-high five interceptions while tying for the team lead with nine passes defensed. Collected 70 tackles, seven quarterback pressures, four stops for loss, two forced fumbles and a special teams stop. Was inactive for two contests and did not play in another game. Tied for the team lead in tackles once in 2024 (at CHI). Led or tied for the team lead in passes defensed five times in 2024 (at CHI, at MIA, vs. NE, at WAS, at IND).
• At Chicago (9/8), started at safety and tied for the team lead with six tackles and two passes defensed. Added a quarterback pressure and a forced fumble. Broke up a pass intended for Rome Odunze in the first quarter. Combined with Jeffery Simmons to stuff Khalil Herbert for no gain on a third-and-one rush late in the second quarter. Forced an Odunze fumble that was recovered by the Bears late in the second quarter. Defended a pass intended for Keenan Allen in the third stanza.
• Against Green Bay (9/22), started at safety and notched five tackles, including a quarterback pressure and a team-high and career-best two stops for loss. Stuffed Josh Jacobs for a one-yard loss on a rush off right guard in the first quarter. Teamed with Ernest Jones IV to stop Emanuel Jones for no gain on a carry up the middle in the opening stanza. Halted a Packers' drive by stonewalling Jacobs for a one-yard loss on a third-and-two rush in the third quarter. Tackled Chris Brooks for no gain on a rush up the middle in the final stanza.
• At Miami (9/30), started at safety and totaled five tackles with a pass defensed. Helped limit the Dolphins to 78 net passing yards. Broke up a pass intended for Tyreek Hill in the second quarter. Stopped De'Von

Achane for no gain on a goalline rush in the final stanza.
• Against Indianapolis (10/13), registered six tackles, including a stop for loss to go along with an interception and a quarterback pressure. Intercepted a Joe Flacco pass intended for Michael Pittman Jr. and returned it 30 yards to the Colts' 27-yard line setting up the Titans' first touchdown of the afternoon in the opening quarter. Combined with Harold Landry III to stop Trey Sermon for a two-yard loss on a rush up the middle late in the third stanza. Stonewalled Sermon for a four-yard loss on a rush off left end late in the game.
• At Buffalo (10/20), recorded three tackles, including a stop for loss to go along with a quarterback pressure and a forced fumble. Forced a Dalton Kincaid fumble near the goalline but the ball went out of bounds late in the third quarter. Stuffed James Cook for a one-yard loss on a rush up the middle late in the final stanza.
• Against New England (11/3), totaled five tackles, a career-best two interceptions, another pass defensed and a quarterback pressure. Halted a Patriots' drive by intercepting a Drake Maye pass intended for Ja'Lynn Polk on third-and-eight during the first play of the second quarter. Broke up a deep pass intended for Kendrick Bourne late in the fourth quarter. Sealed the victory by picking off a deep pass intended for Kayshon Boutte in overtime. Became the 10th player for the organization in its "Titans era" (1999 to present) to reach 10 career interceptions.
• At Washington (12/1), started at safety and recorded six tackles with an interception. Picked off a Jayden Daniels pass intended for Zach Ertz in the third quarter.
• At Indianapolis (12/22), collected five tackles and his career-best fifth interception of the season. Picked off an Anthony Richardson pass intended for Drew Ogletree in the first quarter.

2023 (13/13): Started 13 games at safety and ranked fourth on the team with 80 tackles. Finished second on the squad with seven passes defensed. Added an interception, two quarterback pressures and three stops for loss. Posted four tackles, a forced fumble and a fumble recovery on special teams. Rushed once for two yards on a fake punt. Placed on injured reserve on Dec. 22 and missed the final three contests. Led the team in tackles twice in 2023 (at CLE, vs. CAR). Led or tied for the the team lead in passes defensed three times in 2023 (at NO, vs. IND, at MIA). Tied for the team lead in special teams tackles twice in 2023 (vs. BAL, vs. IND).
• At New Orleans (9/10), started at safety and notched four tackles, an interception, another pass defensed and a stop for loss. Registered a special teams tackle, forced fumble and fumble recovery on coverage units. Gave the Titans ideal field position by forcing a Rashid Shaheed fumble and recovering the loose ball at the Saints' 24-yard line on the opening kickoff of the contest. Stuffed Shaheed for a one-yard loss on a short pass late in the first quarter. Intercepted a Derek Carr pass intended for Juwan Johnson on third-and-eight late in the opening stanza. Broke up a third-and-seven pass intended for Johnson in the third quarter.
• At Cleveland (9/24), started at safety and led the team with 11 tackles to go along with a quarterback pressure. Combined with Azeez Al-Shaair to drop Kareem Hunt for a one-yard loss on a rush off left tackle in the fourth quarter.
• Against Cincinnati (10/1), posted five tackles, including a stop for loss and a pass defensed. Deflected a pass intended for Tee Higgins at the goalline in the opening quarter. Stuffed Joe Mixon for a two-yard loss on a rush in the final stanza.
• Against Atlanta (10/29), notched seven tackles and a pass defensed. Converted a first down with a two-yard rush on a fake punt on fourth-and-one in the opening stanza. Halted a Falcons drive by breaking up a pass intended for Van Jefferson on third-and-10 in the final stanza.
• Against Carolina (11/26), led the team with 10 tackles. Posted a special teams tackle on coverage units. Sealed the victory by dropping DJ Chark Jr. for no gain on a fourth-and-six pass late in the final stanza.
• Against Indianapolis (12/3), registered three tackles and a team-best two passes defensed. Posted a special teams tackle on coverage units. Broke up a pass intended for Michael Pittman Jr. in the second quarter. Defended a pass intended for Josh Downs late in the second quarter. Intercepted a two-point conversion attempt from Gardner Minshew II and raced the length of the field for two points late in the third quarter.
• At Miami (12/11), notched five tackles and a pass defensed. Helped limit the NFL's top-ranked passing offense to 208 net yards. Defended a pass intended for Durham Smythe in the third quarter.

2022 (9/9): Started nine games at safety and registered 46 tackles, an interception, four quarterback pressures, a stop for loss, three passes defensed, a forced fumble and a fumble recovery. Was inactive for eight games. Led or tied for the team lead in tackles twice in 2022 (vs. IND, vs. CIN). Tied for the team lead in passes defensed twice in 2022 (vs. NYG, at BUF). Tied for the team lead in quarterback pressures once in 2022 (vs. JAX).
• Against N.Y. Giants (9/11), posted four tackles and an interception. Halted a Giants' scoring drive by intercepting a Daniel Jones pass intended for Saquon Barkley in the end zone in the fourth quarter.
• Against Las Vegas (9/25), notched six tackles and a forced fumble. Forced a Josh Jacobs fumble that rolled out of bounds at the Titans' two-yard line early in the fourth quarter.
• Against Indianapolis (10/23), returned to the lineup as a starter at safety and tied for the team lead with 10 tackles, including a stop for loss and a fumble recovery. Stuffed Deon Jackson for a one-yard loss on a rush off right end in the second quarter. Sealed the victory by recovering a Michael Pittman fumble that was forced by Terrance Mitchell late in the fourth quarter.
• Against Cincinnati (11/27), returned to the lineup and started at safety in his 50th career regular season game. Led the team with eight tackles.
• Against Jacksonville (12/11), posted four tackles and a pass defensed. Tied for the team lead with three quarterback pressures. Broke up a pass intended for Christian Kirk late in the third quarter.
• At Jacksonville (1/7), returned to the lineup as a starter at safety and totaled five tackles.

2021 (12/12, 1/1): Started 12 games at safety and ranked fourth on the team with a career-best 62 tackles. Posted an interception, four passes defensed, a stop for loss and a forced fumble. Placed on injured reserve on Sept. 15 and missed four games before being activated from injured reserve designated to return on Oct. 18. Was inactive for one contest. Started the postseason contest and registered seven tackles, an interception, another pass defensed and a special teams stop. Led or tied for the team lead in tackles twice in 2021 (at LAR, vs. MIA). Led or tied for the team lead in passes defensed twice in 2021 (vs. SF, vs. CIN). Tied for the team lead in special teams tackles once in 2021 (vs. CIN).
• Against Arizona (9/12), started at safety and collected six tackles before leving the game late in the second quarter with an injury. Hauled in a six-yard pass from Matthias Farley on a fake punt late in the first quarter.
• Against Buffalo (10/18), returned to the lineup as a starter at safety and registered nine tackles with a forced fumble. Forced a Zack Moss fumble that landed out of bounds in the opening quarter.
• At Indianapolis (10/31), started at safety and posted four tackles with a pass defensed. Defended a deep pass intended for Mo Alie-Cox late in the second quarter.
• At L.A. Rams (11/7), started at safety and led the team with a career-best 12 tackles. Stopped Darrell Henderson Jr. short of the first down with a diving tackle on a short third-and-three pass in the fourth quarter.
• Against Jacksonville (12/12), started at safety and posted two tackles with a pass defensed. Broke up a pass intended for James O'Shaughnessy late in the third quarter.
• Against San Francisco (12/23), started at safety and tallied six tackles with an interception while helping limit All-Pro tight end George Kittle to just two receptions for 21 yards. Set up the Titans first touchdown of the evening by intercepting a Jimmy Garoppolo pass intended for Deebo Samuel and returning it 21 yards to the San Francisco 18-yard line in the third quarter.
• Against Miami (1/2), started at safety and tied for the team lead with six tackles to go along with a pass defensed. Stopped Jaylen Waddle for no gain on a short pass in the first quarter. Defended a pass intended for DeVante Parker in the fourth quarter.
• Against Cincinnati (1/22), made his first career postseason start at safety and registered seven tackles, an interception, another pass defensed and a special teams stop. Halted a Bengals' drive by breaking up a third-and-five pass intended for Tee Higgins in the third quarter. Made a diving interception of a Joe Burrow tipped pass that set up the Titans' tying-touchdown late in the third quarter.

2020 (16/3, 1/0): Played in all 16 games with three starts at safety and tied for the team lead with four interceptions. Collected 44 tackles, a stop for loss and eight passes defensed. Ranked fourth on the team with seven special teams tackles. Played as a reserve in the postseason contest. Tied for the team lead in passes defensed twice at 2020 (at BAL, at HST). Tied for the team lead in special teams tackles once in 2020 (at HST). Collected his first career interception at Minnesota (9/27/20). Made

his first career NFL start at Baltimore (11/22/20).
• Against Jacksonville (9/20), played as a reserve at safety and posted two tackles and a pass defensed. Broke up a deep pass intended for Collin Johnson in the end zone late in the second quarter.
• At Minnesota (9/27), saw action as a reserve at safety and registered a tackle and his first career interception. Sealed the victory by intercepting a deep pass intended for Adam Thielen that was originally deflected by Kevin Byard late in the fourth quarter.
• Against Pittsburgh (10/25), played as a reserve at safety and registered three tackles and two passes defensed, including an interception. Notched a special teams tackle on coverage units. Broke up a pass intended for James Conner in the second quarter. Intercepted a Ben Roethlisberger pass in the end zone that was initially deflected by Jayon Brown late in the final quarter.
• Against Chicago (11/8), played as a reserve at safety and tallied a career-high seven tackles. Registered two special teams tackles on coverage units. Sealed the victory by recovering an onside kick late in the fourth quarter.
• At Baltimore (11/22), made his first career start at safety and totaled six tackles with an interception and another pass defensed. Defended a deep pass intended for Marquise Brown in the end zone in the second quarter. Intercepted Lamar Jackson's deep pass intended for Devin Duvernay late in the third quarter.
• At Jacksonville (12/13), started at safety and notched seven tackles, including a stop for loss. Rushed for a first down on a four-yard carry on a fake punt. Stuffed James Robinson for a one-yard loss on a rush up the middle early in the first quarter.
• At Houston (1/3), saw action as a reserve at safety and notched two tackles and an interception in the Titans' division-clinching victory. Collected a special teams tackle on coverage units. Intercepted a Deshaun Watson pass intended for Brandin Cooks in the first quarter.

2019 (16/0, 3/0): Played as a reserve safety in all 16 games as a rookie and collected 13 tackles. Ranked third on the team with eight special teams tackles. Saw action as a reserve in all three postseason contests and notched three tackles on defense and a special teams stop on coverage units. Caught one pass for 28 yards on a fake punt. Tied for the team lead in special teams tackles five times in 2019 (at JAX, vs. BUF, vs. TB, at IND, at HST). Appeared in his first career NFL contest at Cleveland (9/8/19).
• At Cleveland (9/8), made his NFL debut as a reserve at safety and on special teams. Notched a stop on special teams coverage units.
• At Jacksonville (9/19), saw action as a reserve at safety and on special teams. Tied for the team lead with a special teams stop.
• At Atlanta (9/29), played as a reserve at safety and registered four tackles.
• Against Tampa Bay (10/27), saw action as a reserve at safety and tallied a tackle. Notched a special teams tackle on coverage units.
• Against Jacksonville (11/24), played as a reserve at safety and on special teams. Notched two tackles on special teams coverage units.
• At Indianapolis (12/1), saw action as a reserve at safety and posted two tackles. Tied for the team lead with a special teams tackle on coverage units.
• At Oakland (12/8), saw significant action as a reserve at safety and amassed three tackles.
• Against Houston (12/15), played as a reserve at safety and on special teams.
• At New England (1/4), saw action as a reserve safety in his postseason debut and posted two tackles.
• At Kansas City (1/19), saw action as a reserve at safety and on special teams. Posted a special teams tackle on coverage units and hauled in his first career reception on a fake punt. Extended the Titans' final touchdown drive with a 28-yard reception from Brett Kern on a fake punt in the fourth quarter.

COLLEGE:
• During a three-year career at Iowa, played in 36 games with 19 starts and totaled 125 tackles, six interceptions, a sack, 3.5 tackles for loss and nine passes defensed. Declared for the NFL Draft following his junior campaign.
• As a junior (2018), named Tatum-Woodson Defensive Back of the Year in the Big Ten. Selected second team All-America by The Associated Press and USA Today and All-Big Ten by league coaches and media. Selected as Roy Carver Most Valuable Player for the Iowa defense. Started all 13 games and shared the team lead with four interceptions and seven pass break-ups, while ranking second with 65 tackles.
• As a sophomore (2017), saw action in 10 games with six starts and recorded 56 tackles, two interceptions with a touchdown return, and two passes defensed. Named to Associated Press All-Bowl team following his performance in Pinstripe Bowl win over Boston College.
• As a freshman (2016), saw action in all 13 games, primarily on special teams, recording three solo tackles and one assist.
• Majored in sports and recreation management with a minor in entrepreneurship at Iowa.

PERSONAL:
• Attended Parker Center (Brooklyn Park, Minn.), High School where he played primarily safety and wide receiver, but also lined up at cornerback, running back, quarterback and linebacker.
• As a senior, was selected Conference MVP, named first team All-State and was a finalist for "Mr. Football."
• In his final high school campaign, the team captain set the school record for interceptions in a season (11) and helped the team post a 9-3 record, while reaching state playoffs.
• Named second team All-State as a junior and third-team All-State as a sophomore and was selected first team All-Conference for three straight seasons.
• Also played basketball.
• List of favorites: (TV show) "Naruto"; (movies) "Transformers" series; (musician) Drake; (meal) My mom's chicken and rice; (dessert) My mom's brownies or her scotcheroos; (childhood sports team) Miami Heat because of Dwyane Wade and LeBron James; and (hidden talent) Fortnite.
• Married to Stelle.
• Follow Hooker on Instagram and X at @amanihooker37.
• Born Amani Corvelle Hooker on June 14, 1998 in Minneapolis, Minn.

AMANI HOOKER'S GAME-BY-GAME

2019 Tennessee Titans

Date	Opp	W/L	P/S	Tot	Solo	Asst	Sk	- Yds	QBP	TFL	Int	- Yds	-TD	PD	FF	FR	- Yds	SpT
Sept 8	@ Cle	W	p	0	0	0	0.0	0.0	0	0	0	0	0	0	0	0	0	1
Sept 15	Ind	L	p	0	0	0	0.0	0.0	0	0	0	0	0	0	0	0	0	0
Sept 19	@ Jax	L	p	0	0	0	0.0	0.0	0	0	0	0	0	0	0	0	0	1
Sept 29	@ Atl	W	p	4	3	1	0.0	0.0	0	0	0	0	0	0	0	0	0	0
Oct 6	Buf	L	p	0	0	0	0.0	0.0	0	0	0	0	0	0	0	0	0	1
Oct 13	@ Den	L	p	0	0	0	0.0	0.0	0	0	0	0	0	0	0	0	0	0
Oct 20	LAC	W	p	1	1	0	0.0	0.0	0	0	0	0	0	0	0	0	0	0
Oct 27	TB	W	p	1	0	1	0.0	0.0	0	0	0	0	0	0	0	0	0	1
Nov 3	@ Car	L	p	0	0	0	0.0	0.0	0	0	0	0	0	0	0	0	0	0
Nov 10	KC	W	p	2	1	1	0.0	0.0	0	0	0	0	0	0	0	0	0	0
Nov 24	Jax	W	p	0	0	0	0.0	0.0	0	0	0	0	0	0	0	0	0	2
Dec 1	@ Ind	W	p	2	2	0	0.0	0.0	0	0	0	0	0	0	0	0	0	1
Dec 8	@ Oak	W	p	3	1	2	0.0	0.0	0	0	0	0	0	0	0	0	0	0
Dec 15	Hst	L	p	0	0	0	0.0	0.0	0	0	0	0	0	0	0	0	0	0
Dec 22	NO	L	p	0	0	0	0.0	0.0	0	0	0	0	0	0	0	0	0	0
Dec 29	@ Hst	W	p	0	0	0	0.0	0.0	0	0	0	0	0	0	0	0	0	1
Totals		**9-7**	**16/0**	**13**	**8**	**5**	**0.0**	**0.0**	**0**	**0**	**0**	**0**	**0**	**0**	**0**	**0**	**0**	**8**
Playoffs																		
Jan 4	@ NE	W	p	2	0	2	0.0	0.0	0	0	0	0	0	0	0	0	0	0
Jan 11	@ Bal	W	p	1	0	1	0.0	0.0	0	0	0	0	0	0	0	0	0	0
Jan 19	@ KC	L	p	0	0	0	0.0	0.0	0	0	0	0	0	0	0	0	0	1
Totals		**2-1**	**3/0**	**3**	**0**	**3**	**0.0**	**0.0**	**0**	**0**	**0**	**0**	**0**	**0**	**0**	**0**	**0**	**1**

2020 Tennessee Titans

Date	Opp	W/L	P/S	Tot	Solo	Asst	Sk	- Yds	QBP	TFL	Int	- Yds	-TD	PD	FF	FR	- Yds	SpT
Sept 14	@ Den	W	p	0	0	0	0.0	0.0	0	0	0	0	0	0	0	0	0	1
Sept 20	Jax	W	p	2	2	0	0.0	0.0	0	0	0	0	0	1	0	0	0	0
Sept 27	@ Min	W	p	1	1	0	0.0	0.0	0	0	1	3	0	1	0	0	0	0
Oct 13	Buf	W	p	2	2	0	0.0	0.0	0	0	0	0	0	0	0	0	0	1
Oct 18	Hst	W	p	1	1	0	0.0	0.0	0	0	0	0	0	0	0	0	0	0
Oct 25	Pit	L	p	3	2	1	0.0	0.0	0	0	1	0	0	2	0	0	0	1
Nov 1	@ Cin	L	p	1	0	1	0.0	0.0	0	0	0	0	0	0	0	0	0	1
Nov 8	Chi	W	p	7	5	2	0.0	0.0	0	0	0	0	0	0	0	0	0	2
Nov 12	Ind	L	p	1	1	0	0.0	0.0	0	0	0	0	0	0	0	0	0	0
Nov 22	@ Bal	W	S	6	3	3	0.0	0.0	0	0	1	6	0	2	0	0	0	0
Nov 29	@ Ind	W	p	0	0	0	0.0	0.0	0	0	0	0	0	1	0	0	0	0
Dec 6	Cle	L	p	2	1	1	0.0	0.0	0	0	0	0	0	0	0	0	0	0
Dec 13	@ Jax	W	S	7	5	2	0.0	0.0	0	1	0	0	0	0	0	0	0	0
Dec 20	Det	W	S	7	5	2	0.0	0.0	0	0	0	0	0	0	0	0	0	0
Dec 27	@ GB	L	p	2	1	1	0.0	0.0	0	0	0	0	0	0	0	0	0	0
Jan 3	@ Hst	W	p	2	1	1	0.0	0.0	0	0	1	2	0	1	0	0	0	1
Totals		**11-5**	**16/3**	**44**	**30**	**14**	**0.0**	**0.0**	**0**	**1**	**4**	**11**	**0**	**8**	**0**	**0**	**0**	**7**
Playoffs																		
Jan 10	Bal	L	p	0	0	0	0.0	0.0	0	0	0	0	0	0	0	0	0	0
Totals		**0-1**	**1/0**	**0**	**0**	**0**	**0.0**	**0.0**	**0**	**0**	**0**	**0**	**0**	**0**	**0**	**0**	**0**	**0**

2021 Tennessee Titans

Date	Opp	W/L	P/S	Tot	Solo	Asst	Sk	- Yds	QBP	TFL	Int	- Yds	-TD	PD	FF	FR	- Yds	SpT
Sept 12	Ari	L	S	6	6	0	0.0	0.0	0	0	0	0	0	0	0	0	0	0
Sept 19	@ Sea	W	IR															
Sept 26	Ind	W	IR															
Oct 3	@ NYJ	L	IR															
Oct 10	@ Jax	W	IR															
Oct 18	Buf	W	S	9	6	3	0.0	0.0	0	0	0	0	0	0	1	0	0	0
Oct 24	KC	W	IA															
Oct 31	@ Ind	W	S	4	2	2	0.0	0.0	0	0	0	0	0	1	0	0	0	0
Nov 7	@ LAR	W	S	12	8	4	0.0	0.0	0	0	0	0	0	0	0	0	0	0
Nov 14	NO	W	S	4	2	2	0.0	0.0	0	0	0	0	0	0	0	0	0	0
Nov 21	Hst	L	S	4	1	3	0.0	0.0	0	0	0	0	0	0	0	0	0	0
Nov 28	@ NE	L	S	5	3	2	0.0	0.0	0	0	0	0	0	0	0	0	0	0
Dec 12	Jax	W	S	2	2	0	0.0	0.0	0	0	0	0	0	1	0	0	0	0
Dec 19	@ Pit	L	S	2	1	1	0.0	0.0	0	0	0	0	0	0	0	0	0	0
Dec 23	SF	W	S	6	2	4	0.0	0.0	0	0	1	21	0	1	0	0	0	0
Jan 2	Mia	W	S	6	3	3	0.0	0.0	0	0	0	0	0	1	0	0	0	0
Jan 9	@ Hst	W	S	2	2	0	0.0	0.0	0	1	0	0	0	0	0	0	0	0
Totals		**12-5**	**12/12**	**62**	**38**	**24**	**0.0**	**0.0**	**0**	**1**	**1**	**21**	**0**	**4**	**1**	**0**	**0**	**0**
Playoffs																		
Jan 22	Cin	L	S	7	4	3	0.0	0.0	0	0	1	15	0	2	0	0	0	1
Totals		**0-1**	**1/1**	**7**	**4**	**3**	**0.0**	**0.0**	**0**	**0**	**1**	**15**	**0**	**2**	**0**	**0**	**0**	**1**

2022 Tennessee Titans

Date	Opp	W/L	P/S	Tot	Solo	Asst	Sk	- Yds	QBP	TFL	Int	- Yds	-TD	PD	FF	FR	- Yds	SpT
Sept 11	NYG	L	S	4	3	1	0.0	0.0	0	0	1	0	0	1	0	0	0	0
Sept 19	@ Buf	L	S	2	2	0	0.0	0.0	0	0	0	0	0	1	0	0	0	0
Sept 25	LV	W	S	6	5	1	0.0	0.0	0	0	0	0	0	0	1	0	0	0
Oct 2	@ Ind	W	IA															
Oct 9	@ Was	W	IA															
Oct 23	Ind	W	S	10	9	1	0.0	0.0	0	1	0	0	0	0	0	1	0	0
Oct 30	@ Hst	W	S	1	1	0	0.0	0.0	0	0	0	0	0	0	0	0	0	0
Nov 6	@ KC	L	IA															
Nov 13	Den	W	IA															
Nov 17	@ GB	W	IA															
Nov 27	Cin	L	S	8	6	2	0.0	0.0	0	0	0	0	0	0	0	0	0	0
Dec 4	@ Phi	L	S	6	4	2	0.0	0.0	1	0	0	0	0	0	0	0	0	0
Dec 11	Jax	L	S	4	4	0	0.0	0.0	3	0	0	0	0	1	0	0	0	0
Dec 18	@ LAC	L	IA															
Dec 24	Hst	L	IA															
Dec 29	Dal	L	IA															
Jan 7	@ Jax	L	S	5	5	0	0.0	0.0	0	0	0	0	0	0	0	0	0	0
Totals		**7-10**	**9/9**	**46**	**39**	**7**	**0.0**	**0.0**	**4**	**1**	**1**	**0**	**0**	**3**	**1**	**1**	**0**	**0**

2023 Tennessee Titans

Date	Opp	W/L	P/S	Tot	Solo	Asst	Sk	- Yds	QBP	TFL	Int	- Yds	-TD	PD	FF	FR	- Yds	SpT
Sept 10	@ NO	L	S	4	2	2	0.0	0.0	0	1	1	10	0	2	0	0	0	1
Sept 17	LAC	W	IA															
Sept 24	@ Cle	L	S	11	9	2	0.0	0.0	1	0	0	0	0	0	0	0	0	0
Oct 1	Cin	W	S	5	4	1	0.0	0.0	0	1	0	0	0	1	0	0	0	0
Oct 8	@ Ind	L	S	4	2	2	0.0	0.0	0	0	0	0	0	0	0	0	0	0
Oct 15	Bal	L	S	7	6	1	0.0	0.0	0	1	0	0	0	0	0	0	0	1
Oct 29	Atl	W	S	7	7	0	0.0	0.0	0	0	0	0	0	1	0	0	0	0
Nov 2	@ Pit	L	S	7	6	1	0.0	0.0	0	0	0	0	0	0	0	0	0	0
Nov 12	@ TB	L	S	5	4	1	0.0	0.0	1	0	0	0	0	0	0	0	0	0
Nov 19	@ Jax	L	S	4	3	1	0.0	0.0	0	0	0	0	0	0	0	0	0	0
Nov 26	Car	W	S	10	8	2	0.0	0.0	0	0	0	0	0	0	0	0	0	1
Dec 3	Ind	L	S	3	2	1	0.0	0.0	0	0	0	0	0	2	0	0	0	1
Dec 11	@ Mia	W	S	5	4	1	0.0	0.0	0	0	0	0	0	1	0	0	0	0
Dec 17	Hst	L	S	8	8	0	0.0	0.0	0	0	0	0	0	0	0	0	0	0
Dec 24	Sea							Placed on injured reserve on Dec. 22										
Totals		**5-9**	**13/13**	**80**	**65**	**15**	**0.0**	**0.0**	**2**	**3**	**1**	**10**	**0**	**7**	**0**	**0**	**0**	**4**

2024 Tennessee Titans

Date	Opp	W/L	P/S	Tot	Solo	Asst	Sk	- Yds	QBP	TFL	Int	- Yds	-TD	PD	FF	FR	- Yds	SpT
Sept 8	@ Chi	L	S	6	5	1	0.0	0.0	1	0	0	0	0	2	1	0	0	0
Sept 15	NYJ	L	S	3	3	0	0.0	0.0	1	0	0	0	0	0	0	0	0	0
Sept 22	GB	L	S	5	3	2	0.0	0.0	1	2	0	0	0	0	0	0	0	0
Sept 30	@ Mia	W	S	5	3	2	0.0	0.0	0	0	0	0	0	1	0	0	0	0
Oct 13	Ind	L	S	6	4	2	0.0	0.0	1	1	1	30	0	1	0	0	0	0
Oct 20	@ Buf	L	S	3	2	1	0.0	0.0	1	1	0	0	0	0	1	0	0	0
Oct 27	@ Det	L	S	6	4	2	0.0	0.0	0	0	0	0	0	0	0	0	0	1
Nov 3	NE	W	S	5	2	3	0.0	0.0	1	0	2	19	0	3	0	0	0	0
Nov 10	@ LAC	L	S	4	3	1	0.0	0.0	0	0	0	0	0	0	0	0	0	0
Nov 17	Min	L	S	4	2	2	0.0	0.0	0	0	0	0	0	0	0	0	0	0
Nov 24	@ Hst	W	DNP															
Dec 1	@ Was	L	S	6	4	2	0.0	0.0	0	0	1	0	0	1	0	0	0	0
Dec 8	Jax	L	S	6	4	2	0.0	0.0	1	0	0	0	0	0	0	0	0	0
Dec 15	Cin	L	S	6	3	3	0.0	0.0	0	0	0	0	0	0	0	0	0	0
Dec 22	@ Ind	L	S	5	4	1	0.0	0.0	0	0	1	19	0	1	0	0	0	0
Dec 29	@ Jax	L	IA															
Jan 5	Hst	L	IA															
Totals		**3-14**	**14/14**	**70**	**46**	**24**	**0.0**	**0.0**	**7**	**4**	**5**	**68**	**0**	**9**	**2**	**0**	**0**	**1**

2025 Tennessee Titans

Date	Opp	W/L	P/S	Tot	Solo	Asst	Sk	- Yds	QBP	TFL	Int	- Yds	-TD	PD	FF	FR	- Yds	SpT
Sept 7	@ Den	L	S	5	3	2	0.0	0.0	0	0	0	0	0	1	0	0	0	0
Sept 14	LAR	L	S	8	5	3	1.0	8.0	1	1	0	0	0	0	0	0	0	0
Sept 21	Ind	L	S	5	5	0	0.0	0.0	2	0	0	0	0	2	0	0	0	0
Sept 28	@ Hst	L	S	5	3	2	0.0	0.0	0	0	0	0	0	0	0	0	0	0
Oct 5	@ Ari	W	S	4	3	1	0.0	0.0	0	0	0	0	0	0	0	0	0	0
Oct 12	@ LV	L	S	3	3	0	0.0	0.0	0	1	0	0	0	0	0	0	0	0
Oct 19	NE	L	S	6	3	3	0.0	0.0	0	0	0	0	0	0	0	0	0	0
Oct 26	@ Ind	L	S	5	4	1	0.0	0.0	0	0	0	0	0	3	0	0	0	0
Nov 2	LAC	L	S	7	6	1	0.0	0.0	0	0	0	0	0	0	0	0	0	0
Nov 16	Hst	L	S	9	8	1	0.0	0.0	0	0	0	0	0	1	0	0	0	0
Nov 23	Sea	L	S	2	2	0	0.0	0.0	0	0	0	0	0	0	0	0	0	0
Nov 30	Jax	L	S	4	1	3	0.0	0.0	0	1	0	0	0	0	0	0	0	0
Dec 7	@ Cle	W	S	6	4	2	0.0	0.0	1	0	0	0	0	0	0	0	0	0
Dec 14	@ SF	L	S	7	5	2	0.0	0.0	0	0	0	0	0	1	0	0	0	0
Dec 21	KC																	
Dec 28	NO																	
Jan 3/4	@ Jax																	
Totals		**2-12**	**14/14**	**76**	**55**	**21**	**1.0**	**8.0**	**4**	**3**	**0**	**0**	**0**	**8**	**0**	**0**	**0**	**0**

AMANI HOOKER'S NFL STATISTICS

REGULAR SEASON				TACKLES							INTERCEPTIONS					FUMBLES			
Year	Team	GP	GS	Tot	Solo	Asst	Sk	Yds	QBP	TFL	No	Yds	Lg	TD	PD	FF	FR	Yds	SpT
2019	Tennessee	16	0	13	8	5	0.0	0.0	1	0	0	0	0	0	0	0	0	0	8
2020	Tennessee	16	3	44	30	14	0.0	0.0	0	1	4	11	6	0	8	0	0	0	7
2021	Tennessee	12	12	62	38	24	0.0	0.0	0	1	1	21	21	0	4	1	0	0	0
2022	Tennessee	9	9	46	39	7	0.0	0.0	4	1	1	0	0	0	3	1	1	0	0
2023	Tennessee	13	13	80	65	15	0.0	0.0	2	3	1	10	10	0	7	0	0	0	4
2024	Tennessee	14	14	70	46	24	0.0	0.0	7	4	5	68	30	0	9	2	0	0	1
2025	Tennessee	14	14	76	55	21	1.0	8.0	4	3	0	0	0	0	8	0	0	0	0
NFL Totals		**94**	**65**	**391**	**281**	**110**	**1.0**	**8.0**	**17**	**13**	**12**	**110**	**30**	**0**	**39**	**4**	**1**	**0**	**20**

PLAYOFFS				TACKLES							INTERCEPTIONS					FUMBLES			
Year	Team	GP	GS	Tot	Solo	Asst	Sk	Yds	QBP	TFL	No	Yds	Lg	TD	PD	FF	FR	Yds	SpT
2019	Tennessee	3	0	3	0	3	0.0	0.0	0	0	0	0	0	0	0	0	0	0	0
2020	Tennessee	1	0	0	0	0	0.0	0.0	0	0	0	0	0	0	0	0	0	0	0
2021	Tennessee	1	1	7	4	3	0.0	0.0	0	0	1	15	15	0	2	0	0	0	1
NFL Totals		**5**	**1**	**10**	**4**	**6**	**0.0**	**0.0**	**0**	**0**	**1**	**15**	**15**	**0**	**2**	**0**	**0**	**0**	**1**

Single-Game Highs

Tackles - 12 at L.A. Rams (11/7/21)
Interceptions - 2 vs. New England (11/3/24)
Passes Defensed - **3 (Twice, last at Indianapolis 10/26/25)**
Sacks - **1 vs. L.A. Rams (9/14/25)**
Quarterback Pressures - 3 vs. Jacksonville (12/11/22)
Forced Fumble - 1 (Four times, last at Buffalo 10/20/24)
Fumble Recovery - 1 vs. Indianapolis (10/23/22)
Special Teams Tackles - 2 (Twice, last vs. Chicago 11/8/20)

Additional Statistics

Rushes - 1 for 4 yards at Jacksonville (12/13/20); 1 for 2 yards vs. Atlanta (10/29/23)
Receptions - 1 for 6 yards vs. Arizona (9/12/21)
Special Teams Forced Fumble - 1 at New Orleans (9/10/23)
Special Teams Fumble Recovery - 1 at New Orleans (9/10/23)
Defensive Two-Point Conversion - 1 vs. Indianapolis (12/3/23)
Misc Tackles - 1 vs. Indianapolis (12/3/23)

Playoff Single-Game Highs

Tackles - 7 vs. Cincinnati (1/22/22)
Interceptions - 1 vs. Cincinnati (1/22/22)
Passes Defensed - 2 vs. Cincinnati (1/22/22)
Special Teams Tackles - 1 vs. Cincinnati (1/22/22)

Additional Playoff Statistics

Receptions - 1 for 28 yards at Kansas City (1/19/20); 1 for 6 yards vs. Arizona (9/12/21)

11 VAN JEFFERSON

WIDE RECEIVER • 6'1" • 200 LBS
COLLEGE: FLORIDA • ACQUIRED: UNRESTRICTED FREE AGENT (PIT) - 2025
NFL EXPERIENCE (NFL/TITANS): 6/1 • HOMETOWN: BRENTWOOD, TENN.
GAMES PLAYED/GAMES STARTED: 92/53 (PLAYOFFS: 7/6)

SUPER BOWL: 2021

PRO: The Titans signed Van Jefferson during the 2025 offseason to bring veteran experience and versatility to the wide receiver room. The 6-foot-1-inch, 200-pounder entered the NFL as a second-round draft pick of the L.A. Rams in 2020 and spent three-plus seasons with the club, registering 101 catches for 1,499 yards with 10 touchdown grabs. He was traded to the Atlanta Falcons during the 2023 campaign and spent 2024 as a member of the Pittsburgh Steelers.

CAREER HIGHLIGHTS:
• In 2021, Jefferson registered career-highs with 50 catches, 802 receiving yards and six touchdowns. He started all four postseason games helping the Rams capture the Super Bowl LVI championship.

TITANS TIDBITS:
• Jefferson's father, Shawn, played 13 seasons in the NFL as a wide receiver. He served as the Titans wide receivers coach from 2013-2015. He has also held coaching positions with the Detroit Lions (2006-12), Miami Dolphins (2016-18), N.Y. Jets (2019-20), Arizona Cardinals (2021-22), Carolina Panthers (2023), and is currently the wide receivers coach for the Jets.

CAREER TRANSACTIONS:
• The Brentwood, Tenn., native was originally selected by the L.A. Rams in the second round (57th overall) of the 2020 NFL Draft.
• Traded by the Rams along with a 2025 seventh-round pick to the Atlanta Falcons for a 2025 sixth-round pick on Oct. 10, 2023.
• Signed by the Pittsburgh Steelers as an unrestricted free agent on March 18, 2024.
• Signed by the Titans as an unrestricted free agent on March 14, 2025.

SEASON RECAPS:
2025 (14/6 - Tennessee): Has led the team in receiving yards once in 2025 (at LV).
• At Denver (9/7), made his Titans debut as a reserve at wide receiver and on special teams.
• Against L.A. Rams (9/14), saw action as a reserve at wide receiver and caught two passes for 10 yards. Extended a Titans' scoring drive with a five-yard catch on third-and-four in the fourth quarter.
• Against Indianapolis (9/21), played as a reserve at wide receiver and snared one reception for eight yards.
• At Houston (9/28), saw action as a reserve at wide receiver and caught one pass for six yards.
• At Arizona (10/5), played as a reserve at wide receiver and on special teams.
• At Las Vegas (10/12), saw significant action as a reserve at wide receiver and led the team with 75 receiving yards on four catches. Produced three receptions of 20-plus yards: a 20-yarder in the second quarter, a 23-yarder in the third quarter and another 23-yarder in the fourth quarter.
• Against New England (10/19), started at wide receiver for the first time this season and snared four receptions for 41 yards. Extended the Titans' scoring drive in the second quarter with a 15-yard reception on third-and-three. His second reception of the game helped him eclipse 2,000 career receiving yards.
• At Indianapolis (10/26), saw significant action as a reserve at wide receiver and hauled in one pass for six yards.
• Against L.A. Chargers (11/2), started at wide receiver and snared a 21-yard reception.
• Against Houston (11/16), saw significant action as a reserve at wide receiver and snared three receptions for 22 yards with a touchdown. Evened the score at 13-13 with a four-yard touchdown grab with less than two minutes remaining in the contest.
• Against Seattle (11/23), made his 50th career start at wide receiver and registered an 11-yard reception. Extended the Titans' final touchdown drive with an 11-yard grab on fourth-and-four in the fourth quarter.
• Against Jacksonville (11/30), started at wide receiver and registered three catches for 20 yards.
• At Cleveland (12/7), started at wide receiver and hauled in two passes for 17 yards.
• At San Francisco (12/14), started at wide receiver and snared a 43-yard reception before leaving the game in the fourth quarter with an injury. Set up the Titans' second touchdown with a leaping, 43-yard grab down to the San Francisco one-yard line in the fourth quarter.

2024 (17/12, 1/1 - Pittsburgh): Played in all 17 games with 12 starts at wide receiver in his first season with the Steelers and posted 24 catches for 276 yards with two touchdowns.
• Against N.Y. Jets (10/20), snared his first touchdown with the Steelers, a four-yard grab from Russell Wilson, in the fourth quarter.
• Against N.Y. Giants (10/28), posted season-highs with four receptions and 62 receiving yards
• Against Cleveland (12/8), gave the Steelers a 20-7 lead with a 10-yard touchdown grab from Russell Wilson.

2023 (5/4 - L.A. Rams; 12/5 - Atlanta): Saw action in five games with four starts for the Rams and registered eight catches for 108 yards before being traded to the Falcons on Oct. 10. Appeared in 12 games with five starts for the Falcons and collected 12 receptions for 101 yards.
• At Seattle (9/10), posted a season-high four catches for 24 yards in the Rams season opener.

2022 (11/9 - L.A. Rams): Saw action in 11 games with nine starts at wide receiver and totaled 24 catches for 369 yards with three touchdowns. Ranked second among Rams receivers with 15.38 yards per reception. Recorded only one drop on 44 targets in 2022, a career-low. Was inactive for the first two games of the season before being placed on injured reserve on Sept. 24 and missing four contests.
• Against Las Vegas (12/8), collected two receptions for 44 yards, including the game-winning 23-yard touchdown catch from Matthew Stafford with 10 seconds remaining in the game.
• At L.A. Chargers (1/1), hauled in three catches for a season-best 77 receiving yards.

2021 (17/17, 4/4 - L.A. Rams): Started all 17 games for the first time in his career and set career-highs with 50 catches, 802 receiving yards and six touchdowns. His 16.0 average yards per catch ranked sixth in the NFL. Ranked third on the team in receptions (50) and second in receiving yards (802). Recorded three straight weeks with a receiving touchdown (Weeks 12-14) during the 2021 campaign. Started all four postseason games on the road to a Super Bowl LVI title and collected nine receptions for 102 yards.

• Against Chicago (9/12), posted two catches for 80 yards, including a 67-yard touchdown reception on Sunday Night Football.
• Against Arizona (10/3), tied his season-high with six catches for 90 yards with a touchdown. Five of his six receptions were for first downs.
• Against Detroit (10/24), notched four catches for 43 yards, including an 11-yard touchdown reception from Matthew Stafford in the second quarter.
• At Houston (10/31), hauled in three receptions for 88 yards.
• At Green Bay (11/28), recorded three catches for 93 yards, including a career-long 79-yard touchdown grab from Matthew Stafford in the second stanza.
• Against Cincinnati (2/13), registered four catches, one for a first down, in the Rams' Super Bowl LVI victory against the Bengals.

2020 (16/0, 2/1 - L.A. Rams): Saw action in all 16 games as a rookie and registered 19 catches for 220 yards with a touchdown.
• Against Dallas (9/13), made his NFL debut and hauled in his first career catch on a 31-yard strike down the sideline. The catch ranks as the longest first-career reception made by a Ram since 2008.
• At Philadelphia (9/20), snared four receptions for a season-high 45 yards.
• At Tampa Bay (11/23), caught his first touchdown on a seven-yard strike from Jared Goff in a road victory against the Buccaneers.

COLLEGE:
• Appeared in 45 games during his collegiate career at Florida (2018-19) and Ole Miss (2015-17). Finished his career with 2,159 yards on 175 receptions with 16 touchdowns.
• As a senior (2019), started all 13 games and led the Gators with 657 yards on 49 receptions with six touchdowns.
• As a junior (2018), started all 13 games in his first season at Florida and led the Gators in receptions (35), receiving yards (503), receiving touchdowns (six) and average yards per game (38.7). Ranked fourth on the team in points scored (36) and all-purpose yards (520).
• As a sophomore (2017), played 10 games at Ole Miss and finished second on the team with 42 receptions, while recording 456 receiving yards with one score.
• As a redshirt freshman (2016), received first-team freshman All-SEC accolades from the league's coaches after finishing second on team with 49 catches, third with 543 receiving yards, while catching three touchdown passes. Ranked second among SEC freshmen with 4.1 catches per game and third with 45.2 receiving yards per game.
• As a freshman (2015), redshirted.
• Majored in journalism with an emphasis in broadcast.

PERSONAL:
• Attended Ravenwood (Brentwood, Tenn.) High School and garnered Tennessee Sports Writers Association All-State and The Tennessean All-Midstate honors.
• Rated a four-star prospect by all the major recruiting services and was a member of the ESPN 300, Rivals 250 and Scout National 300.
• Was selected to play in the U.S. Army All-American Bowl and Nike's The Opening camp after high school.
• As a senior, hauled in 67 catches for 1,223 yards with 13 touchdowns, helping lead his team to a 14-1 record and a Class 6A runner-up finish as a senior.
• As a junior, totaled 87 catches for 1,251 yards with 14 touchdowns.
• Son of Shawn and Maria Jefferson.
• Follow Jefferson on X at @VanJefferson12 and on Instagram at @van_j12.
• Born Vanchii Lashawn Jefferson Jr on July 26, 1996 in Jacksonville, Fla.

VAN JEFFERSON'S GAME-BY-GAME

2020 L.A. Rams					RECEIVING				
Date		Opp.	W/L	P/S	No	Yds	Avg	Lg	TD
Sept 13		Dal	W	p	1	31	31.0	31	0
Sept 20	@	Phi	W	p	4	45	11.3	21	0
Sept 27	@	Buf	L	p	0	0	-	0	0
Oct 4		NYG	W	p	0	0	-	0	0
Oct 11	@	Was	W	p	0	0	-	0	0
Oct 18	@	SF	L	p	1	8	8.0	8	0
Oct 26		Chi	W	p	1	14	14.0	14	0
Nov 1	@	Mia	L	p	2	23	11.5	15	0
Nov 15		Sea	W	p	1	15	15.0	15	0
Nov 23	@	TB	W	p	1	7	7.0	7t	1
Nov 29		SF	L	p	0	0	-	0	0
Dec 6	@	Ari	W	p	4	27	6.8	9	0
Dec 10		NE	W	p	0	0	-	0	0
Dec 20		NYJ	L	p	0	0	-	0	0
Dec 27	@	Sea	L	p	0	0	-	0	0
Jan 3		Ari	W	p	4	50	12.5	19	0
Totals			**10-6**	**16/0**	**19**	**220**	**11.6**	**31**	**1**
Playoffs									
Jan 9	@	Sea	W	p	0	0	-	0	0
Jan 16	@	GB	L	S	6	46	7.7	16	1
Totals			**1-1**	**2/1**	**6**	**46**	**7.7**	**16**	**1**

2021 L.A. Rams					RECEIVING				
Date		Opp.	W/L	P/S	No	Yds	Avg	Lg	TD
Sept 12		Chi	W	S	2	80	40.0	67t	1
Sept 19	@	Ind	W	S	1	14	14.0	14	0
Sept 26		TB	W	S	4	42	10.5	21	0
Oct 3		Ari	L	S	6	90	15.0	22	1
Oct 7	@	Sea	W	S	1	16	16.0	16	0
Oct 17	@	NYG	W	S	3	19	6.3	18	0
Oct 24		Det	W	S	4	43	10.8	22	1
Oct 31	@	Hst	W	S	3	88	29.3	68	0
Nov 7		Ten	L	S	3	41	13.7	20	0
Nov 15	@	SF	L	S	3	54	18.0	33	0
Nov 28	@	GB	L	S	3	93	31.0	79t	1
Dec 5		Jax	W	S	6	41	6.8	19	1
Dec 13	@	Ari	W	S	2	58	29.0	52t	1
Dec 21		Sea	W	S	2	23	11.5	18	0
Dec 26	@	Min	W	S	1	6	6.0	6	0
Jan 2	@	Bal	W	S	4	63	15.8	35	0
Jan 9		SF	L	S	2	31	15.5	24	0
Totals			**12-5**	**17/17**	**50**	**802**	**16.0**	**79t**	**6**
Playoffs									
Jan 17		Ari	W	S	1	41	41.0	41	0
Jan 23	@	TB	W	S	2	29	14.5	18	0
Jan 30		SF	W	S	2	9	4.5	6	0
Feb 13		Cin	W	S	4	23	5.8	13	0
Totals			**4-0**	**4/4**	**9**	**102**	**11.3**	**41**	**0**

2022 L.A. Rams					RECEIVING				
Date		Opp.	W/L	P/S	No	Yds	Avg	Lg	TD
Sept 8		Buf	L	IA					
Sept 19		Atl	W	IR					
Sept 25	@	Ari	W	IR					
Oct 3	@	SF	L	IR					
Oct 9		Dal	L	IR					
Oct 16		Car	W	IR					
Oct 30		SF	L	S	0	0	-	0	0
Nov 6	@	TB	L	S	0	0	-	0	0
Nov 13		Ari	L	p	3	27	9.0	19	1
Nov 20	@	NO	L	S	3	41	13.7	20	0
Nov 27	@	KC	L	p	3	29	9.7	16	1
Dec 4		Sea	L	S	2	39	19.5	23	0
Dec 8		LV	W	S	2	44	22.0	23t	1
Dec 19	@	GB	L	S	2	32	16.0	17	0
Dec 25		Den	W	S	3	19	6.3	11	0
Jan 1	@	LAC	L	S	3	77	25.7	39	0
Jan 8	@	Sea	L	S	3	61	20.3	35	0
Totals			**5-12**	**11/9**	**24**	**369**	**15.4**	**39**	**3**

VAN JEFFERSON'S GAME-BY-GAME CONT.

2023 L.A. Rams/Atlanta Falcons — RECEIVING

Date		Opp.	W/L	P/S	No	Yds	Avg	Lg	TD
Sept 10	@	Sea	W	S	4	24	6.0	10	0
Sept 17		SF	L	S	1	9	9.0	9	0
Sept 25	@	Cin	L	S	1	46	46.0	46	0
Oct 1	@	Ind	W	S	2	29	14.5	16	0
Oct 8		Phi	L	p	0	0	-	0	0
Oct 15		Was	L	p	0	0	-	0	0
Oct 22	@	TB	W	p	0	0	-	0	0
Oct 29	@	Ten	L	S	3	24	8.0	11	0
Nov 5		Min	L	S	1	14	14.0	14	0
Nov 12	@	Ari	L	p	0	0	-	0	0
Nov 26		NO	W	S	1	13	13.0	13	0
Dec 3	@	NYJ	W	p	0	0	-	0	0
Dec 10		TB	L	p	0	0	-	0	0
Dec 17	@	Car	L	p	0	0	-	0	0
Dec 24		Ind	W	S	1	13	13.0	13	0
Dec 31	@	Chi	L	p	3	19	6.3	9	0
Jan 7	@	NO	L	S	2	13	6.5	7	0
Totals			**6-11**	**17/9**	**20**	**209**	**10.5**	**46**	**0**

2024 Pittsburgh Steelers — RECEIVING

Date		Opp.	W/L	P/S	No	Yds	Avg	Lg	TD
Sept 8	@	Atl	W	S	1	1	1.0	1	0
Sept 15	@	Den	W	S	2	14	7.0	12	0
Sept 22		LAC	W	S	0	0	-	0	0
Sept 29	@	Ind	L	p	2	21	10.5	12	0
Oct 6		Dal	L	S	3	26	8.7	11	0
Oct 13	@	LV	W	S	0	0	-	0	0
Oct 20		NYJ	W	S	2	15	7.5	11	1
Oct 28		NYG	W	S	4	62	15.5	36	0
Nov 10	@	Was	W	S	0	0	-	0	0
Nov 17		Bal	W	S	0	0	-	0	0
Nov 21	@	Cle	L	S	2	39	19.5	35	0
Dec 1	@	Cin	W	p	1	43	43.0	43	0
Dec 8		Cle	W	p	1	10	10.0	10t	1
Dec 15	@	Phi	L	S	1	0	0.0	0	0
Dec 21	@	Bal	L	p	2	27	13.5	21	0
Dec 25		KC	L	p	0	0	-	0	0
Jan 4		Cin	L	S	3	18	6.0	8	0
Totals			**10-7**	**17/12**	**24**	**276**	**11.5**	**43**	**2**
Playoffs									
Jan 11	@	Bal	L	S	2	37	18.5	30t	1
Totals			**0-1**	**1/1**	**2**	**37**	**18.5**	**30t**	**1**

2025 Tennessee Titans — RECEIVING

Date		Opp.	W/L	P/S	No	Yds	Avg	Lg	TD
Sept 7	@	Den	L	p	0	0	-	0	0
Sept 14		LAR	L	p	2	10	5.0	5	0
Sept 21		Ind	L	p	1	8	8.0	8	0
Sept 28	@	Hst	L	p	1	6	6.0	6	0
Oct 5	@	Ari	W	p	0	0	-	0	0
Oct 12	@	LV	L	p	4	75	18.8	23	0
Oct 19		NE	L	S	4	41	10.3	15	0
Oct 26	@	Ind	L	p	1	6	6.0	6	0
Nov 2		LAC	L	S	1	21	21.0	21	0
Nov 16		Hst	L	p	3	22	7.3	11	1
Nov 23		Sea	L	S	1	11	11.0	11	0
Nov 30		Jax	L	S	3	20	6.7	12	0
Dec 7	@	Cle	W	S	2	17	8.5	11	0
Dec 14	@	SF	L	S	1	43	43.0	43	0
Dec 21		KC							
Dec 28		NO							
Jan 3/4	@	Jax							
Totals			**2-12**	**14/6**	**24**	**280**	**11.7**	**43**	**1**

VAN JEFFERSON'S NFL STATISTICS

REGULAR SEASON				RECEIVING					RUSHING				
Year	**Team**	**GP**	**GS**	**No**	**Yds**	**Avg**	**Lg**	**TD**	**Att**	**Yds**	**Avg**	**Lg**	**TD**
2020	L.A. Rams	16	0	19	220	11.6	31	1	1	-1	-1.0	-1	0
2021	L.A. Rams	17	17	50	802	16.0	79t	6	2	20	10.0	10	0
2022	L.A. Rams	11	9	24	369	15.4	39	3	0	0	-	0	0
2023	LAR/ATL	17	9	20	209	10.5	46	0	1	4	4.0	4	0
2024	Pittsburgh	17	12	24	276	11.5	43	2	0	0	-	0	0
2025	Tennessee	14	6	24	280	11.7	43	1	0	0	-	0	0
NFL Totals		**92**	**53**	**161**	**2,156**	**13.4**	**79t**	**13**	**4**	**23**	**5.8**	**10**	**0**

PLAYOFFS				RECEIVING					RUSHING				
Year	**Team**	**GP**	**GS**	**No**	**Yds**	**Avg**	**Lg**	**TD**	**Att**	**Yds**	**Avg**	**Lg**	**TD**
2020	L.A. Rams	2	1	6	46	7.7	16	1	0	0	-	0	0
2021	L.A. Rams	4	4	9	102	11.3	41	0	1	15	15.0	15	0
2024	Pittsburgh	1	1	2	37	18.5	30t	1	0	0	-	0	0
NFL Totals		**7**	**6**	**17**	**185**	**10.9**	**41**	**2**	**1**	**15**	**15.0**	**15**	**0**

Single-Game Highs

Receptions - 6 (Twice, last vs. Jacksonville 12/5/21)
Receiving Yards - 93 at Green Bay (11/28/21)
Long Reception - 79t at Green Bay (11/28/21)
Receiving Touchdowns - **1 (13 times, last vs. Houston 11/16/25)**
Rushes - 1 (Four times, last at Cincinnati 9/25/23)
Rushing Yards - 10 (Twice, last vs. Seattle 12/21/21)

Additional Career Statistics

Kickoff Returns - 1 for 13 yards (2020)
Special Teams Tackles - 1 (2020)
Misc. Tackles - 2 (2020), 1 (2021), 1 (2023)

Playoff Single-Game Highs

Receptions - 6 at Green Bay (1/16/21)
Receiving Yards - 46 at Green Bay (1/16/21)
Long Reception - 41 vs. Arizona (1/17/22)
Receiving Touchdowns - 1 (Twice, last at Baltimore 1/11/25)

Additional Career Playoff Statistics

Special Teams Tackles - 1 (2020)

56 TRUMAN JONES

OUTSIDE LINEBACKER • 6′3″ • 255 LBS
COLLEGE: HARVARD • ACQUIRED: FREE AGENT - 2025
NFL EXPERIENCE (NFL/TITANS): 1/1 • HOMETOWN: ATLANTA, GA.
GAMES PLAYED/GAMES STARTED: 8/0 (PLAYOFFS: 0/0)

SUPER BOWL: 2023

PRO: The Titans signed Truman Jones off the New England Patriots' practice squad in the middle of the 2025 regular season to add depth to the outside linebacker corps. The 6-foot-3-inch, 255-pounder spent his entire rookie campaign and most of the 2024 season on the Kansas City Chiefs' practice squad before joining the New England Patriots. The Harvard product saw action in two games with the Patriots and registered a pair of tackles.

TITANS TIDBITS:
• In 2022, Jones was awarded the Bulger Lowe Award, given to the best defensive player in New England. The Bulger Lowe is the nation's second-oldest award in college football, after only the Heisman Trophy.
• Jones was a decorated lacrosse player in high school, earning All-American and All-State honors, while leading Westminister to the 3A State championship.

CAREER TRANSACTIONS:
• The Atlanta, Ga., native signed with the Kansas City Chiefs as an undrafted free agent on May 6, 2023.
• Waived by the Chiefs on Aug. 29, 2023 and signed to the team's practice squad two days later.
• Signed by the Chiefs to a future contract on Feb. 14, 2024.
• Waived by the Chiefs on Aug. 27, 2024 and signed to the team's practice squad a day later.
• Released by the Chiefs from their practice squad on Nov. 26, 2024.
• Signed by the New England Patriots to their practice squad on Dec. 3, 2024.
• Signed by the Patriots to their active roster from the practice squad on Jan. 4, 2025.
• Waived by the Patriots on Aug. 26, 2025 and signed to the team's practice squad a day later.
• Activated from the Patriots' practice squad to the active roster standard elevation on Oct. 11, 2025.
• Signed by the Titans to their active roster from the Patriots' practice squad on Oct. 28, 2025.

SEASON RECAPS:
2025 (1/0 - New England; 6/0 - Tennessee): Signed to the Titans' active roster from the Patriots' practice squad on Oct. 28. Saw action in one contest with the Patriots, while spending seven games on the team's practice squad.
• Against L.A. Chargers (11/2), made his Titans debut as a reserve on special teams.
• Against Houston (11/16), played as a reserve at outside linebacker and collected a tackle.
• Against Seattle (11/23), saw action as a reserve at outside linebacker and on special teams.
• Against Jacksonville (11/30), played as a reserve at outside linebacker and registered a tackle.
• At Cleveland (12/7), saw action as a reserve at outside linebacker and on special teams.
• At San Francisco (12/14), played as a reserve at outside linebacker and on special teams.

2024 (0/0 - Kansas City; 1/0 - New England): Spent the first 11 games on the Chiefs' practice squad before being released on Nov. 26. Signed to the Patriots' practice squad on Dec. 3 and spent three games in that capacity before being elevated to the active roster for the regular season finale.
• Against Buffalo (1/5), made his NFL debut as a reserve and collected two tackles.

2023 (0/0, 0/0 - Kansas City): Spent the entire regular season and playoffs, including the Super Bowl, on the Chiefs' practice squad.

COLLEGE:
• Played four seasons for Harvard (2018-22) and appeared in 30 games. Tallied 88 tackles, 14.5 sacks, 28.5 stops for loss, four passes defensed, three forced fumbles, a fumble recovery and four blocked kicks.
• As a senior (2022), served as the 148th team captain in Harvard football history. Was a unanimous first team All-Ivy League after playing in all 10 games and leading the team with 13 tackles for loss (T-1st in Ivy), six sacks, six quarterback hurries and three blocked kicks. Finished the campaign with 40 tackles and one forced fumble. Earned Phil Steele Ivy League Defensive Player of the Year honors.
• As a junior (2021), played in all 10 games and recorded 25 tackles, 4.5 stops for loss, two sacks, a team-high six quarterback hurries, two pass breakups and a fumble recovery.
• Did not play in 2020, as Ivy League competition halted amid the COVID-19 pandemic.
• As a sophomore (2019), appeared in seven games and tallied 23 tackles, to go along with 13 tackles for loss, 6.5 sacks, a pass defensed, two forced fumbles and a blocked kick.
• As a true freshman (2018), saw action in three games.
• Graduated from Harvard with a degree in biomedical engineering in December 2022.

PERSONAL:
• Attended The Westminster Schools (Atlanta, Ga.) and was a three-year starter and one-year captain on the football team.
• Elected to the All-Metro and All-State 3A teams and helped lead the football team to the 2015 3A State championship.
• Was a three-year starter, two-year captain for lacrosse team. Named an All-American and all-state in 2017. Helped lead the lacrosse squad to the 2017 lacrosse 3A State championship.
• Served as a National Honor Society member in 2017.
• Son of Archie L. Jones, Jr., an investor and lecturer at Harvard Business School, from which he graduated in 1998.
• Follow Jones on Instagram at @truman.l.jones_ and on X at @44TrumanJ.
• Born Truman Lamar Jones on May 13, 2000 in Boston, Mass.

TRUMAN JONES' GAME-BY-GAME

2024 New England Patriots

Date	Opp	W/L	P/S	Tot	Solo	Asst	Sk	- Yds	QBP	TFL	Int	- Yds	-TD	PD	FF	FR	- Yds	SpT
Jan 5	Buf	W	p	2	2	0	0.0	0.0	0	0	0	0	0	0	0	0	0	0
Totals		**1-0**	**1/0**	**2**	**2**	**0**	**0.0**	**0.0**	**0**	**0**	**0**	**0**	**0**	**0**	**0**	**0**	**0**	**0**

2025 New England Patriots

Date	Opp	W/L	P/S	Tot	Solo	Asst	Sk	- Yds	QBP	TFL	Int	- Yds	-TD	PD	FF	FR	- Yds	SpT
Oct 12	@ NO	W	p	0	0	0	0.0	0.0	0	0	0	0	0	0	0	0	0	0
Totals		**1-0**	**1/0**	**0**	**0**	**0**	**0.0**	**0.0**	**0**	**0**	**0**	**0**	**0**	**0**	**0**	**0**	**0**	**0**

2025 Tennessee Titans

Date	Opp	W/L	P/S	Tot	Solo	Asst	Sk	- Yds	QBP	TFL	Int	- Yds	-TD	PD	FF	FR	- Yds	SpT
Nov 2	LAC	L	p	0	0	0	0.0	0.0	0	0	0	0	0	0	0	0	0	0
Nov 16	Hst	L	p	1	0	1	0.0	0.0	0	0	0	0	0	0	0	0	0	0
Nov 23	Sea	L	p	0	0	0	0.0	0.0	0	0	0	0	0	0	0	0	0	0
Nov 30	Jax	L	p	1	0	1	0.0	0.0	0	0	0	0	0	0	0	0	0	0
Dec 7	@ Cle	W	p	0	0	0	0.0	0.0	0	0	0	0	0	0	0	0	0	0
Dec 14	@ SF	L	p	0	0	0	0.0	0.0	0	0	0	0	0	0	0	0	0	0
Dec 21	KC																	
Dec 28	NO																	
Jan 3/4	@ Jax																	
Totals		**1-5**	**6/0**	**2**	**0**	**2**	**0.0**	**0.0**	**0**	**0**	**0**	**0**	**0**	**0**	**0**	**0**	**0**	**0**

TRUMAN JONES' NFL STATISTICS

REGULAR SEASON				TACKLES							INTERCEPTIONS					FUMBLES			
Year	**Team**	**GP**	**GS**	**Tot**	**Solo**	**Asst**	**Sk**	**Yds**	**QBP**	**TFL**	**No**	**Yds**	**Lg**	**TD**	**PD**	**FF**	**FR**	**Yds**	**SpT**
2023	Kansas City	0	0	Practice Squad															
2024	New England	1	0	2	2	0	0.0	0.0	0	0	0	0	0	0	0	0	0	0	0
2025	New England	1	0	0	0	0	0.0	0.0	0	0	0	0	0	0	0	0	0	0	0
2025	Tennessee	6	0	2	0	2	0.0	0.0	0	0	0	0	0	0	0	0	0	0	0
NFL Totals		**8**	**0**	**4**	**2**	**2**	**0.0**	**0.0**	**0**	**0**	**0**	**0**	**0**	**0**	**0**	**0**	**0**	**0**	**0**

Single-Game Highs

Tackles - 2 vs. Buffalo (1/5/25)

Special Teams Tackles -

69 SEBASTIAN JOSEPH-DAY



DEFENSIVE LINE • 6'4" • 310 LBS
COLLEGE: RUTGERS • ACQUIRED: UNRESTRICTED FREE AGENT (SF) - 2024
NFL EXPERIENCE (NFL/TITANS): 7/2 • HOMETOWN: STROUDSBURG, PA.
GAMES PLAYED/GAMES STARTED: 102/89 (PLAYOFFS: 7/3)

SUPER BOWL: 2021

PRO: The Titans signed Sebastian Joseph-Day early in the 2024 offseason to bolster the experience, versatility and depth of the defensive front. The 6-foot-4-inch, 310-pounder appeared in all 17 games during his first season with the Titans. The Stroudsburg, Pa., native entered the NFL as a sixth-round pick of the L.A. Rams in 2018 and appeared in 39 regular season games with 38 starts and amassed 137 tackles and six sacks in three seasons (2019-21) with the Rams. Joseph-Day joined the L.A. Chargers during the 2022 offseason and played in 30 regular season games with the club before joining the San Francisco 49ers for the playoff push late in the 2023 regular season.

CAREER HIGHLIGHTS:
• Joseph-Day has played in seven career postseason contests, including two Super Bowls, and captured the Lombardi trophy as a member of the L.A. Rams in 2021.
• In 2024, Joseph-Day appeared in all 17 games for the first time in his career during his first season with the Titans.
• In 2022, Joseph-Day started 16 games in his first season with the Chargers and set a career-best with 56 tackles, including eight tackles for loss, two sacks, an interception, a forced fumble and a fumble recovery.
• In 2019, Joseph-Day saw action in all 16 games with 15 starts at nose tackle for the Rams and tallied 44 tackles, two sacks, five stops for loss and a pass defensed.

TITANS TIDBITS:
• While in Los Angeles, Joseph-Day was a co-host of a podcast with boxing legend Mike Tyson. On the podcast, Hotboxin' with Mike Tyson, Joseph-Day and Tyson interviewed Ne-Yo, Hasbulla, The Undertaker, Terrell Owens, T-Pain and Tony Hawk, among others.
• Joseph-Day, who's nickname is 'Bash,' has hosted a digital series called 'Dine N Bash.' The show combines his passion for food and culture, highlighting local Los Angeles restaurants and sharing their origin stories, top dishes and what makes them unique. Joseph-Day began the show during the COVID-19 pandemic as a way to showcase local businesses.
• In 2021, Joseph-Day launched Bashing Hunger, a charitable initiative that focuses on combating food insecurity by increasing food rescue, raising money and awareness as well as providing nutritional eduction. He has hosted multiple events since launching the initiative including providing and serving a Thanksgiving meal at Nashville Rescue during the 2024 season.

CAREER TRANSACTIONS:
• The Stroudsburg, Pa., native was originally selected by the L.A. Rams in the sixth round (195th overall) of the 2018 NFL Draft.
• Signed by the L.A. Chargers as an unrestricted free agent on March 17, 2022.
• Released by the Chargers on Dec. 22, 2023.
• Signed by the San Francisco 49ers as a free agent on Dec. 27, 2023.
• Signed by the Titans as an unrestricted free agent on March 20, 2024.

SEASON RECAPS:
2025 (14/9 - Tennessee): Has led the team in quarterback pressures once in 2025 (vs. SEA).
• At Denver (9/7), started at defensive end and tallied five tackles with a fumble recovery. Recovered a Bo Nix fumble after a Jeffery Simmons strip-sack in the second quarter. Teamed with Cody Barton to stop J.K. Dobbins for no gain on a rush late in the third quarter.
• Against L.A. Rams (9/14), started at defensive end and posted a tackle.
• Against Indianapolis (9/21), played as a reserve on the defensive front and notched four tackles. Stuffed Jonathan Taylor for no gain on a rush up the middle in the second quarter.
• At Houston (9/28), started at defensive end and collected four tackles with two quarterback pressures.
• At Arizona (10/5), started at defensive end and registered five tackles, including a sack, another stop for loss and two quarterback pressures. Stuffed Michael Carter for a one-yard loss on a rush up the middle in the first quarter. Collected a 10-yard sack of Kyler Murray in the fourth quarter.
• At Las Vegas (10/12), started at defensive end and totaled two tackles, including a stop for loss. Teamed with Jeffery Simmons to stuff Raheem Mostert for a two-yard loss on a rush late in the first half. Combined with Cedric Gray to stop Geno Smith for no gain on a third-and-one rush in the third quarter.
• Against New England (10/19), started at defensive end and recorded four tackles, including a stop for loss and a quarterback pressure. Dropped Rhamondre Stevenson for a two-yard loss on a rush off left tackle in the first quarter. Teamed with Amani Hooker to stuff Rhamondre Stevenson for no gain on a rush up the middle in the final stanza.
• At Indianapolis (10/26), played as a reserve at defensive end and tallied a quarterback pressure.
• Against L.A. Chargers (11/2), started at defensive end and posted three tackles, including a sack and three quarterback pressures. Sacked Justin Herbert for a nine-yard loss in the second quarter.
• Against Houston (11/16), started at defensive end and collected three tackles, including a stop for loss. Stonewalled Woody Marks for a two-yard loss on a first-and-goal rush from the one-yard line in the third quarter. Combined with T'Vondre Sweat to stuff Woody Marks for a one-yard loss on a rush up the middle in the fourth quarter.
• Against Seattle (11/23), played as a reserve at defensive end and notched two tackles with a team-best four quarterback pressures. Combined with Cody Barton to stuff Zach Charbonnet for no gain on a rush in the fourth quarter.
• Against Jacksonville (11/30), played as a reserve at defensive end in his 100th career regular season game and registered three tackles.
• At Cleveland (12/7), played as a reserve at defensive end and amassed a tackle with a quarterback pressure. Combined with Kevin Winston Jr. to stuff Quinshon Judkins for a one-yard loss on a first-and-goal rush late in the first stanza.
• At San Francisco (12/14), started at defensive end and posted two tackles with two quarterback pressures. Stuffed Christian McCaffery for no gain on a rush in the third quarter.

2024 (17/12 - Tennessee): Played in 17 games for the first time in his career in his first season with the Titans. Started 12 games and posted 44 tackles, 2.5 sacks, 14 quarterback pressures, three stops for loss and a pass defensed. Tied for the team lead in sacks twice in 2024 (at CHI, at MIA). Tied for the team lead in quarterback pressures once in 2024 (at MIA).
• At Chicago (9/8), made his Titans debut as a starter at defensive end

and posted three tackles, including a sack, another stop for loss, two quarterback pressures and a pass defensed. Dropped Caleb Williams for a 19-yard sack in the opening quarter. Deflected a pass intended for Keenan Allen in the third stanza. Teamed with Ernest Jones IV to stonewall D'Andre Swift for a two-yard loss on the last play of the third quarter.
• At Miami (9/30), started at defensive end and totaled six tackles, including a sack and a team-high-tying three quarterback pressures. Dropped Tyler Huntley for a 10-yard sack in the third quarter.
• At Detroit (10/27), started at defensive end and amassed four tackles with a quarterback pressure. Teamed with Amani Hooker to stonewall Jahmyr Gibbs for no gain on a rush up the middle in the second quarter.
• Against New England (11/3), started at defensive end and totaled two tackles, a half sack and three quarterback pressures. Teamed with Jack Gibbens to drop Drake Maye for a six-yard sack late in the third quarter.
• At L.A. Chargers (11/10), played as a reserve at defensive end and posted three tackles. Stuffed J.K. Dobbins for no gain on a rush up the middle late in the first half. Teamed with Jeffery Simmons to stop Gus Edwards for no gain on a rush off right tackle in the third quarter. Stonewalled Dobbins for no gain on a rush off left tackle in the final stanza.
• At Washington (12/1), saw action as a reserve at defensive end and recorded three tackles with a quarterback pressure. Combined with Daryl Worley to stuff Brian Robinson Jr. for no gain on a rush off left tackle in the second quarter.
• Against Jacksonville (12/8), played as a reserve on the defensive front and notched five tackles. Teamed with Jeffery Simmons to stop Tank Bigsby for a one-yard loss on a carry up the middle in the second stanza. Combined with Otis Reese IV to stonewall Bigsby for no gain on a rush off right guard late in the final quarter.
• At Indianapolis (12/22), started at defensive end and collected five tackles. Stuffed Jonathan Taylor for no gain on a rush off right tackle late in the fourth quarter.

2023 (14/14 - L.A. Chargers; 2/0, 3/0 - San Francisco): Started the first 14 games of the season with the Chargers and collected 32 tackles, three sacks and 25 quarterback pressures. Released by the Chargers on Dec. 22. Signed by the 49ers as a free agent on Dec. 27 and saw action as a reserve in the final two regular season contests, amassing five tackles. Played as a reserve in all three postseason games and registered three tackles.
• At Minnesota (9/24), registered four tackles, including a five-yard sack of Kirk Cousins in the third quarter.
• Against Dallas (10/16), posted three tackles, including a sack of Dak Prescott.
• At Green Bay (11/19), notched three tackles, including a five-yard sack of Jordan Love early in the second stanza.
• Against L.A. Rams (1/7), registered a season-best five tackles in his second game with the 49ers.
• Against Kansas City (2/11), saw action as a reserve in Super Bowl LVIII and posted a tackle.

2022 (16/16, 1/1 - L.A. Chargers): Started 16 games along the defensive front in his first season with the Chargers, totaling a career-high 56 tackles, including eight tackles for loss, two sacks, an interception, a forced fumble and a fumble recovery. Became the first interior defensive lineman since 2010 to have 50 tackles, eight tackles for loss and an interception in a single season. Was inactive for one contest. Started the postseason contest and notched three tackles, including a half sack.
• Against Jacksonville (9/25), registered seven tackles and two tackles for loss. Dropped Travis Etienne for a loss of four yards in the fourth quarter.
• At Houston (10/2), logged three solo stops, including a six-yard sack of Davis Mills on third down in the fourth quarter to force a fourth-and-long, which led to a Chargers interception.
• Against Seattle (10/23), collected four tackles, including the fourth-quarter stop of Kenneth Walker III behind the goal line to register a safety. Partnered with Troy Reeder on the safety, registering the first of the season for the Bolts and first safety by a Chargers defensive unit since the 2020 season finale.
• Against Kansas City (11/20), tallied four tackles, adding a forced fumble of Patrick Mahomes on a scramble, his first forced fumble since 2020 and first as a member of the Chargers.
• At Arizona (11/27), collected two solo tackles and a fumble recovery in the road win. On Arizona's opening drive, landed on a fumble caused by Derwin James Jr., to corral his first career fumble recovery.
• Against L.A. Rams (1/1), totaled four tackles, including a sack, in his first game against his former team. On third-and-nine in the fourth quarter, dropped Baker Mayfield for a loss of 10 yards, registering his second sack of the season. Contributed to a defense that allowed just 111 net passing yards, the second-fewest allowed in a single game to that point.
• At Denver (1/8), closed out the regular season with his first career interception, while adding one tackle. In the third quarter, hauled in a Russell Wilson deflected pass to log his first career pick, returning the takeaway four yards.
• At Jacksonville (1/14), tallied three tackles, including a half-sack, to go along with a pass defensed in the wild card matchup. Partnered with Kenneth Murray Jr. to drop Trevor Lawrence for a sack in the opening stanza. Notched a pass defensed after deflecting a pass that eventually led to a Drue Tranquill interception.

2021 (7/7, 1/0 - L.A. Rams): Started the first seven games and collected 38 tackles and three sacks before suffering an injury. Was inactive for one contest before being placed on injured reserve on Nov. 5. Missed the final nine regular season games and three postseason contests before being designated to return on Feb. 11 in time for Super Bowl LVI.
• At Indianapolis (9/19), collected a career-high nine tackles and brought down Carson Wentz to tally his first sack of the season.
• Against Arizona (10/3), amassed eight tackles in the divisional bout, including a sack of Kyler Murray on a third-and-nine in the third quarter — his second-career sack of the Arizona signalcaller.
• Against Detroit (10/24), notched five tackles and a sack of his former teammate Jared Goff in the third quarter.
• Against Cincinnati (2/13), activated off of injured reserve for Super Bowl LVI and aided in the Rams' win over the Bengals to claim the franchise's second world championship.

2020 (16/16, 2/2 - L.A. Rams): Started all 16 regular season games and tallied 55 tackles, a sack, a forced fumble and three passes defensed. Started both postseason contests and notched eight tackles.
• Against Dallas (9/13), started the season opener on the defensive line and tallied three tackles with one quarterback hit on Dak Prescott.
• Against N.Y. Giants (10/4), started along the defensive line and posted four solo tackles.
• Against Seattle (11/15), started along the defensive line and recorded three solo tackles in addition to his second-career pass defensed.
• Against San Francisco (11/29), started along the defensive line and recorded seven tackles and the first forced fumble of his career.
• At Seattle (12/27), started along the defensive line and notched three tackles, including a 10-yard sack of Russell Wilson.
• At Seattle (1/9), started on the defensive line in his first postseason appearance and assisted on two tackles.
• At Green Bay (1/16), recorded six tackles in the divisional matchup.

2019 (16/15 - L.A. Rams): Appeared in all 16 games with 15 starts at nose tackle and tallied 44 tackles, two sacks, five stops for loss and a pass defensed.
• Against Tampa Bay (9/29), started at nose tackle and recorded his first career sack when he dropped Jameis Winston for a three-yard loss in the opening quarter.
• At Seattle (10/3), started at nose tackle and recorded a then career-high six tackles with a quarterback hit.
• Against San Francisco (10/13), started at nose tackle and tied a then career-high with six tackles, including a tackle for loss and a quarterback hit.
• At Arizona (12/1), started at nose tackle and posted four tackles, including a seven-yard sack of Kyler Murray in the third stanza.

2018 (0/0, 0/0 - L.A. Rams): Spent the entire season on the Rams 53-man roster, but was inactive for all 16 regular season games and three postseason contests.

COLLEGE:
• Saw action in 50 career games, including 49 consecutive contests to end his five-year career (2013-17) at Rutgers. Compiled 97 tackles, 3.5 sacks, two passes defensed and two forced fumbles.
• As a senior (2017), started all 12 games at nose tackle and was named honorable mention All-Big Ten in the coaches' vote. Split the Homer Hazel Award as the team's MVP and was honored as the team's recipient of the Big Ten Sportsmanship Award. Totaled 41 tackles with 4.5 for a

loss, 1.5 sacks, a pass defensed, a forced fumble and a blocked field goal. Named to the Academic All-Big Ten list for the third-straight year.
• As a junior (2016), played in all 12 games with 11 starts at nose tackle and collected 30 tackles, 3.5 stops for loss, a sack, a forced fumble and a blocked field goal. Named to the Academic All-Big Ten list.
• As a sophomore (2015), started all 12 games at nose tackle and finished third on the team with 5.5 stops for loss to go along with 22 tackles. Was named to the Academic All-Big Ten team.
• As a redshirt freshman (2014), played in all 13 games on the defensive line and registered three total tackles on the season.
• As a freshman (2013), appeared in one game, recording a tackle for loss in collegiate debut. Redshirted after suffering an injury.
• Graduated with a degree in journalism and media studies from Rutgers. Was a graduate student in the labor studies program in his final year with the Scarlet Knights.

PERSONAL:
• Attended Stroudsburg (Pa.) High School where he was coached by Joe Bernard and was rated as the No. 30 prospect out of the state of Pennsylvania by Rivals.
• As a senior, totaled 40 tackles, with 17 stops for loss, to go with two forced fumbles. Helped lead the Mountaineers to back-to-back Mountain Valley Conference champions with a 10-2 record in his final season. Accepted a bid to play in the Chesapeake Bowl, which is a senior-only high school all-star game presented by the Mid Atlantic Football Foundation and the Maryland Sports Commission.
• As a junior, picked up 25 tackles and six sacks as a part of a defensive unit that held opponents to an average of 13.4 points per game.
• Follow Joseph-Day on X at @SJD_51 and on Instagram at @sir_bash_alot.
• Born Sebastian Joseph on March 21, 1995 in Stroudsburg, Pa.

SEBASTIAN JOSEPH-DAY'S GAME-BY-GAME

2018 Los Angeles Rams

Date	Opp	W/L	P/S	Tot	Solo	Asst	Sk	- Yds	QBP	TFL	Int - Yds	-TD	PD	FF	FR - Yds	SpT
Sept 10	@ Oak	W	IA													
Sept 16	Ari	W	IA													
Sept 23	LAC	W	IA													
Sept 27	Min	W	IA													
Oct 7	@ Sea	W	IA													
Oct 14	@ Den	W	IA													
Oct 21	@ SF	W	IA													
Oct 28	GB	W	IA													
Nov 4	@ NO	L	IA													
Nov 11	Sea	W	IA													
Nov 19	KC	W	IA													
Dec 2	@ Det	W	IA													
Dec 9	@ Chi	L	IA													
Dec 16	Phil	L	IA													
Dec 23	@ Ari	W	IA													
Dec 30	SF	W	IA													
Totals		**13-3**	**0/0**	**0**	**0**	**0**	**0.0**	**0.0**	**0**	**0**	**0**	**0**	**0**	**0**	**0**	**0**
Playoffs																
Jan 12	Dal	W	IA													
Jan 20	@ NO	W	IA													
Feb 3	NE	L	IA													
Totals		**2-1**	**0/0**	**0**	**0**	**0**	**0.0**	**0.0**	**0**	**0**	**0**	**0**	**0**	**0**	**0**	**0**

2019 Los Angeles Rams

Date	Opp	W/L	P/S	Tot	Solo	Asst	Sk	- Yds	QBP	TFL	Int - Yds	-TD	PD	FF	FR - Yds	SpT
Sept 8	@ Car	W	S	0	0	0	0.0	0.0	0	0	0	0	0	0	0	0
Sept 15	NO	W	S	1	0	1	0.0	0.0	1	0	0	0	0	0	0	0
Sept 22	@ Cle	W	S	1	0	1	0.0	0.0	0	0	0	0	0	0	0	0
Sept 29	TB	L	S	3	3	0	1.0	3.0	1	2	0	0	0	0	0	0
Oct 3	@ Sea	L	S	6	3	3	0.0	0.0	0	0	0	0	0	0	0	0
Oct 13	SF	L	S	6	5	1	0.0	0.0	1	1	0	0	0	0	0	0
Oct 20	@ Atl	W	S	1	1	0	0.0	0.0	0	0	0	0	0	0	0	0
Oct 27	Cin	W	p	1	1	0	0.0	0.0	0	0	0	0	0	0	0	0
Nov 10	@ Pit	L	S	1	0	1	0.0	0.0	4	0	0	0	0	0	0	0
Nov 17	Chi	W	S	5	2	3	0.0	0.0	0	0	0	0	0	0	0	0
Nov 25	Bal	L	S	3	2	1	0.0	0.0	0	0	0	0	0	0	0	0
Dec 1	@ Ari	W	S	4	3	1	1.0	7.0	1	1	0	0	0	0	0	0
Dec 8	Sea	W	S	1	0	1	0.0	0.0	0	0	0	0	0	0	0	0
Dec 15	@ Dal	L	S	4	2	2	0.0	0.0	0	0	0	0	1	0	0	0
Dec 21	@ SF	L	S	4	2	2	0.0	0.0	2	1	0	0	0	0	0	0
Dec 29	Ari	W	S	3	1	2	0.0	0.0	0	0	0	0	0	0	0	0
Totals		**9-7**	**16/15**	**44**	**25**	**19**	**2.0**	**10.0**	**10**	**5**	**0**	**0**	**0**	**1**	**0**	**0**	**0**	**0**

2020 Los Angeles Rams

Date	Opp	W/L	P/S	Tot	Solo	Asst	Sk	- Yds	QBP	TFL	Int - Yds	-TD	PD	FF	FR - Yds	SpT
Sept 13	Dal	W	S	3	2	1	0.0	0.0	1	0	0	0	0	0	0	0
Sept 20	@ Phi	W	S	3	3	0	0.0	0.0	0	0	0	0	0	0	0	0
Sept 27	@ Buf	L	S	3	2	1	0.0	0.0	0	0	0	0	0	0	0	0
Oct 4	NYG	W	S	4	4	0	0.0	0.0	1	0	0	0	0	0	0	0
Oct 11	@ Was	W	S	2	1	1	0.0	0.0	0	0	0	0	0	0	0	0
Oct 18	@ SF	L	S	3	2	1	0.0	0.0	2	0	0	0	0	0	0	0
Oct 26	Chi	W	S	0	0	0	0.0	0.0	2	0	0	0	0	0	0	0
Nov 1	@ Mia	L	S	5	3	2	0.0	0.0	0	0	0	0	0	0	0	0
Nov 15	Sea	W	S	3	3	0	0.0	0.0	0	0	0	0	0	1	0	0
Nov 23	@ TB	W	S	3	1	2	0.0	0.0	0	0	0	0	0	0	0	0
Nov 29	SF	L	S	7	4	3	0.0	0.0	0	0	0	0	0	0	1	0
Dec 6	@ Ari	W	S	4	1	3	0.0	0.0	0	0	0	0	0	1	0	0
Dec 10	NE	W	S	5	3	2	0.0	0.0	0	0	0	0	0	1	0	0
Dec 20	NYJ	L	S	7	4	3	0.0	0.0	0	0	0	0	0	0	0	0
Dec 27	@ Sea	L	S	3	2	1	1.0	10.0	1	1	0	0	0	0	0	0
Jan 3	Ari	W	S	0	0	0	0.0	0.0	2	0	0	0	0	0	0	0
Totals		**10-6**	**16/16**	**55**	**35**	**20**	**1.0**	**10.0**	**9**	**1**	**0**	**0**	**0**	**3**	**1**	**0**	**0**	**0**
Playoffs																
Jan 9	@ Sea	W	S	2	0	2	0.0	0.0	0	0	0	0	0	0	0	0
Jan 16	@ GB	L	S	6	2	4	0.0	0.0	0	0	0	0	0	0	0	0
Totals		**1-1**	**2/2**	**8**	**2**	**6**	**0.0**	**0.0**	**0**	**0**	**0**	**0**	**0**	**0**	**0**	**0**	**0**

2021 Los Angeles Rams

Date	Opp	W/L	P/S	Tot	Solo	Asst	Sk	- Yds	QBP	TFL	Int - Yds	-TD	PD	FF	FR - Yds	SpT
Sept 12	Chi	W	S	2	1	1	0.0	0.0	1	0	0	0	0	0	0	0
Sept 19	@ Ind	W	S	9	6	3	1.0	10.0	4	1	0	0	0	0	0	0
Sept 26	TB	W	S	3	2	1	0.0	0.0	2	0	0	0	0	0	0	0
Oct 3	Ari	L	S	8	7	1	1.0	3.0	1	1	0	0	0	0	0	0
Oct 7	@ Sea	W	S	8	3	5	0.0	0.0	1	0	0	0	0	0	0	0
Oct 17	@ NYG	W	S	3	1	2	0.0	0.0	0	0	0	0	0	0	0	0
Oct 24	Det	W	S	5	3	2	1.0	5.0	5	1	0	0	0	0	0	0
Oct 31	@ Hst	W	IA													
Nov 7	Ten						Placed on injured reserve Nov. 5									
Totals		**7-1**	**7/7**	**38**	**23**	**15**	**3.0**	**18.0**	**9**	**3**	**0**	**0**	**0**	**0**	**0**	**0**	**0**	**0**
Playoffs																
Jan 17	Ari															
Jan 23	@ TB															
Jan 30	SF						Designated to Return Feb. 11									
Feb 13	@ Cin	W	p	0	0	0	0.0	0.0	0	0	0	0	0	0	0	0	0
Totals		**4-0**	**1/0**	**0**	**0**	**0**	**0.0**	**0.0**	**0**	**0**	**0**	**0**	**0**	**0**	**0**	**0**	**0**	**0**

SEBASTIAN JOSEPH-DAY'S GAME-BY-GAME CONT.

2022 Los Angeles Chargers

Date	Opp	W/L	P/S	Tot	Solo	Asst	Sk	- Yds	QBP	TFL	Int	- Yds	-TD	PD	FF	FR	- Yds	SpT
Sept 11	LV	W	S	0	0	0	0.0	0.0	1	0	0	0	0	0	0	0	0	0
Sept 15	@ KC	L	S	4	2	2	0.0	0.0	0	0	0	0	0	0	0	0	0	0
Sept 25	Jax	L	S	7	4	3	0.0	0.0	0	2	0	0	0	0	0	0	0	0
Oct 2	@ Hst	W	S	4	2	2	1.0	6.0	5	2	0	0	0	0	0	0	0	0
Oct 9	@ Cle	W	S	5	1	4	0.0	0.0	1	0	0	0	0	0	0	0	0	0
Oct 17	Den	W	S	3	2	1	0.0	0.0	2	0	0	0	0	0	0	0	0	0
Oct 23	Sea	L	S	4	2	2	0.0	0.0	0	1	0	0	0	0	0	0	0	0
Nov 6	@ Atl	W	S	2	1	1	0.0	0.0	0	0	0	0	0	0	0	0	0	0
Nov 13	@ SF	L	S	4	3	1	0.0	0.0	0	2	0	0	0	0	0	0	0	0
Nov 20	KC	L	S	4	1	3	0.0	0.0	3	0	0	0	0	0	1	0	0	0
Nov 27	@ Ari	W	S	2	2	0	0.0	0.0	0	0	0	0	0	0	0	1	0	0
Dec 4	@ LV	L	S	5	1	4	0.0	0.0	2	0	0	0	0	0	0	0	0	0
Dec 11	Mia	W	IA															
Dec 18	Ten	W	S	5	3	2	0.0	0.0	0	1	0	0	0	0	0	0	0	0
Dec 26	@ Ind	W	S	2	1	1	0.0	0.0	2	0	0	0	0	0	0	0	0	0
Jan 1	LAR	W	S	4	2	2	1.0	10.0	1	1	0	0	0	0	0	0	0	0
Jan 8	@ Den	L	S	1	0	1	0.0	0.0	2	0	1	4	0	1	0	0	0	0
Totals		**10-7**	**16/16**	**56**	**27**	**29**	**2.0**	**16.0**	**19**	**9**	**1**	**4**	**0**	**1**	**1**	**1**	**0**	**0**
Playoffs																		
Jan 14	@ Jax	L	S	3	1	2	0.5	3	1	0	0	0	0	1	0	0	0	0
Totals		**0-1**	**1/1**	**3**	**1**	**2**	**0.5**	**3**	**1**	**0**	**0**	**0**	**0**	**1**	**0**	**0**	**0**	**0**

2023 Los Angeles Chargers

Date	Opp	W/L	P/S	Tot	Solo	Asst	Sk	- Yds	QBP	TFL	Int	- Yds	-TD	PD	FF	FR	- Yds	SpT
Sept 10	Mia	L	S	0	0	0	0.0	0.0	1	0	0	0	0	0	0	0	0	0
Sept 17	@ Ten	L	S	4	0	4	0.0	0.0	0	0	0	0	0	0	0	0	0	0
Sept 24	@ Min	W	S	4	2	2	1.0	5.0	4	2	0	0	0	0	0	0	0	0
Oct 1	LV	W	S	4	3	1	0.0	0.0	3	0	0	0	0	0	0	0	0	0
Oct 16	Dal	L	S	3	3	0	1.0	0.0	2	0	0	0	0	0	0	0	0	0
Oct 22	@ KC	L	S	0	0	0	0.0	0.0	3	0	0	0	0	0	0	0	0	0
Oct 29	Chi	W	S	2	1	1	0.0	0.0	1	0	0	0	0	0	0	0	0	0
Nov 6	@ NYJ	W	S	1	0	1	0.0	0.0	3	0	0	0	0	0	0	0	0	0
Nov 12	Det	L	S	3	1	2	0.0	0.0	0	0	0	0	0	0	0	0	0	0
Nov 19	@ GB	L	S	3	2	1	1.0	5.0	4	1	0	0	0	0	0	0	0	0
Nov 26	Bal	L	S	1	0	1	0.0	0.0	2	0	0	0	0	0	0	0	0	0
Dec 3	@ NE	W	S	2	0	2	0.0	0.0	0	0	0	0	0	0	0	0	0	0
Dec 10	Den	L	S	2	1	1	0.0	0.0	1	0	0	0	0	0	0	0	0	0
Dec 14	@ LV	L	S	3	2	1	0.0	0.0	1	0	0	0	0	0	0	0	0	0
Totals		**5-9**	**14/14**	**32**	**15**	**17**	**3.0**	**10.0**	**25**	**3**	**0**	**0**	**0**	**0**	**0**	**0**	**0**	**0**

2023 San Francisco 49ers

Date	Opp	W/L	P/S	Tot	Solo	Asst	Sk	- Yds	QBP	TFL	Int	- Yds	-TD	PD	FF	FR	- Yds	SpT
Dec 31	@ Was	W	p	0	0	0	0.0	0.0	0	0	0	0	0	0	0	0	0	0
Jan 7	LAR	L	p	5	4	1	0.0	0.0	0	0	0	0	0	0	0	0	0	0
Totals		**1-1**	**2/0**	**5**	**4**	**1**	**0.0**	**0.0**	**0**	**0**	**0**	**0**	**0**	**0**	**0**	**0**	**0**	**0**
Playoffs																		
Date	**Opp**	**W/L**	**P/S**	**Tot**	**Solo**	**Asst**	**Sk**	**- Yds**	**QBP**	**TFL**	**Int**	**- Yds**	**-TD**	**PD**	**FF**	**FR**	**- Yds**	**SpT**
Jan 20	GB	W	p	2	2	0	0.0	0.0	0	0	0	0	0	0	0	0	0	0
Jan 28	Det	W	p	0	0	0	0.0	0.0	0	0	0	0	0	0	0	0	0	0
Feb 11	@ KC	L	p	1	0	1	0.0	0.0	0	0	0	0	0	0	0	0	0	0
Totals		**2-1**	**3/0**	**3**	**2**	**1**	**0.0**	**0.0**	**0**	**0**	**0**	**0**	**0**	**0**	**0**	**0**	**0**	**0**

2024 Tennessee Titans

Date	Opp	W/L	P/S	Tot	Solo	Asst	Sk	- Yds	QBP	TFL	Int	- Yds	-TD	PD	FF	FR	- Yds	SpT
Sept 8	@ Chi	L	S	3	2	1	1.0	19.0	2	2	0	0	0	1	0	0	0	0
Sept 15	NYJ	L	S	2	1	1	0.0	0.0	0	0	0	0	0	0	0	0	0	0
Sept 22	GB	L	p	1	0	1	0.0	0.0	0	0	0	0	0	0	0	0	0	0
Sept 30	@ Mia	W	S	6	3	3	1.0	10.0	3	1	0	0	0	0	0	0	0	0
Oct 13	Ind	L	p	2	0	2	0.0	0.0	1	0	0	0	0	0	0	0	0	0
Oct 20	@ Buf	L	S	1	0	1	0.0	0.0	2	0	0	0	0	0	0	0	0	0
Oct 27	@ Det	L	S	4	3	1	0.0	0.0	1	0	0	0	0	0	0	0	0	0
Nov 3	NE	W	S	2	0	2	0.5	3.0	3	0	0	0	0	0	0	0	0	0
Nov 10	@ LAC	L	p	3	1	2	0.0	0.0	0	0	0	0	0	0	0	0	0	0
Nov 17	Min	L	S	1	1	0	0.0	0.0	0	0	0	0	0	0	0	0	0	0
Nov 24	@ Hst	W	S	2	1	1	0.0	0.0	1	0	0	0	0	0	0	0	0	0
Dec 1	@ Was	L	p	3	0	3	0.0	0.0	1	0	0	0	0	0	0	0	0	0
Dec 8	Jax	L	p	5	2	3	0.0	0.0	0	0	0	0	0	0	0	0	0	0
Dec 15	Cin	L	S	2	1	1	0.0	0.0	0	0	0	0	0	0	0	0	0	0
Dec 22	@ Ind	L	S	5	3	2	0.0	0.0	0	0	0	0	0	0	0	0	0	0
Dec 29	@ Jax	L	S	1	0	1	0.0	0.0	0	0	0	0	0	0	0	0	0	0
Jan 5	Hst	L	S	1	0	1	0.0	0.0	0	0	0	0	0	0	0	0	0	0
Totals		**3-14**	**17/12**	**44**	**18**	**26**	**2.5**	**32.0**	**14**	**3**	**0**	**0**	**0**	**1**	**0**	**0**	**0**	**0**

2025 Tennessee Titans

Date	Opp	W/L	P/S	Tot	Solo	Asst	Sk	- Yds	QBP	TFL	Int	- Yds	-TD	PD	FF	FR	- Yds	SpT
Sept 7	@ Den	L	S	5	2	3	0.0	0.0	0	0	0	0	0	0	0	1	0	0
Sept 14	LAR	L	S	1	0	1	0.0	0.0	0	0	0	0	0	0	0	0	0	0
Sept 21	Ind	L	p	4	3	1	0.0	0.0	0	0	0	0	0	0	0	0	0	0
Sept 28	@ Hst	L	S	4	3	1	0.0	0.0	2	0	0	0	0	0	0	0	0	0
Oct 5	@ Ari	W	S	5	3	2	1.0	10.0	2	2	0	0	0	0	0	0	0	0
Oct 12	@ LV	L	S	2	1	1	0.0	0.0	0	1	0	0	0	0	0	0	0	0
Oct 19	NE	L	S	4	3	1	0.0	0.0	1	1	0	0	0	0	0	0	0	0
Oct 26	@ Ind	L	p	0	0	0	0.0	0.0	1	0	0	0	0	0	0	0	0	0
Nov 2	LAC	L	S	3	2	1	1.0	9.0	3	1	0	0	0	0	0	0	0	0
Nov 16	Hst	L	S	3	1	2	0.0	0.0	0	1	0	0	0	0	0	0	0	0
Nov 23	Sea	L	p	2	1	1	0.0	0.0	4	0	0	0	0	0	0	0	0	0
Nov 30	Jax	L	p	3	1	2	0.0	0.0	0	0	0	0	0	0	0	0	0	0
Dec 7	@ Cle	W	p	1	0	1	0.0	0.0	1	0	0	0	0	0	0	0	0	0
Dec 14	@ SF	L	S	2	1	1	0.0	0.0	2	0	0	0	0	0	0	0	0	0
Dec 21	KC																	
Dec 28	NO																	
Jan 3/4	@ Jax																	
Totals		**2-12**	**14/9**	**39**	**21**	**18**	**2.0**	**19.0**	**16**	**6**	**0**	**0**	**0**	**0**	**0**	**1**	**0**	**0**

SEBASTIAN JOSEPH-DAY'S NFL STATISTICS

REGULAR SEASON				TACKLES							INTERCEPTIONS					FUMBLES			
Year	**Team**	**GP**	**GS**	**Tot**	**Solo**	**Asst**	**Sk**	**Yds**	**QBP**	**TFL**	**No**	**Yds**	**Lg**	**TD**	**PD**	**FF**	**FR**	**Yds**	**SpT**
2018	L.A. Rams	0	0	0	0	0	0.0	0.0	0	0	0	0	0	0	0	0	0	0	0
2019	L.A. Rams	16	15	44	25	19	2.0	10.0	10	5	0	0	0	0	1	0	0	0	0
2020	L.A. Rams	16	16	55	35	20	1.0	10.0	9	1	0	0	0	0	3	1	0	0	0
2021	L.A. Rams	7	7	38	23	15	3.0	18.0	14	3	0	0	0	0	0	0	0	0	0
2022	L.A. Chargers	16	16	56	27	29	2.0	16.0	19	9	1	4	4	0	1	1	1	0	0
2023	LAC/SF	16	14	37	19	18	3.0	10.0	25	3	0	0	0	0	0	0	0	0	0
2024	Tennessee	17	12	44	18	26	2.5	32.0	14	3	0	0	0	0	1	0	0	0	0
2025	Tennessee	14	9	39	21	18	2.0	19.0	16	6	0	0	0	0	0	0	1	0	0
NFL Totals		**102**	**89**	**313**	**168**	**145**	**15.5**	**115.0**	**107**	**30**	**1**	**4**	**4**	**0**	**6**	**2**	**2**	**0**	**0**

PLAYOFFS				TACKLES							INTERCEPTIONS					FUMBLES			
Year	**Team**	**GP**	**GS**	**Tot**	**Solo**	**Asst**	**Sk**	**Yds**	**QBP**	**TFL**	**No**	**Yds**	**Lg**	**TD**	**PD**	**FF**	**FR**	**Yds**	**SpT**
2018	L.A. Rams	0	0	0	0	0	0.0	0.0	0	0	0	0	0	0	0	0	0	0	0
2020	L.A. Rams	2	2	8	2	6	0.0	0.0	0	0	0	0	0	0	0	0	0	0	0
2021	L.A. Rams	1	0	0	0	0	0.0	0.0	0	0	0	0	0	0	0	0	0	0	0
2022	L.A. Chargers	1	1	3	1	2	0.5	3.0	1	0	0	0	0	0	1	0	0	0	0
2023	San Francisco	3	0	3	2	1	0.0	0.0	0	0	0	0	0	0	0	0	0	0	0
NFL Totals		**7**	**3**	**14**	**5**	**9**	**0.5**	**3.0**	**1**	**0**	**0**	**0**	**0**	**0**	**1**	**0**	**0**	**0**	**0**

Single-Game Highs

Tackles - 9 at Indianapolis (9/19/21)
Sacks - **1 (15 times, last vs. L.A. Chargers 11/2/25)**
Interceptions - 1 at Denver (1/8/23)
Forced Fumbles - 1 (Twice, last vs. Kansas City 11/20/22)
Fumble Recoveries - **1 (Twice, last at Denver 9/7/25)**
Passes Defensed - 1 (Six times, last at Chicago 9/8/24)

Playoff Single-Game Highs

Tackles - 6 at Green Bay (1/16/21)
Sacks - 0.5 at Jacksonville (1/14/23)
Passes Defensed - 1 at Jacksonville (1/14/23)

49 ARDEN KEY

OUTSIDE LINEBACKER • 6'5" • 240 LBS
COLLEGE: LOUISIANA STATE • ACQUIRED: UNRESTRICTED FREE AGENT - 2023 (JAX)
NFL EXPERIENCE (NFL/TITANS): 8/3 • HOMETOWN: ATLANTA, GA.
GAMES PLAYED/GAMES STARTED: 114/45 (PLAYOFFS: 5/0)

PRO: The Titans signed Arden Key early in the 2023 offseason to add experience and bolster the defensive front. The Louisiana State product possesses a unique ability to come off the edge as a pass rusher and use his speed, athleticism and long arms to get to the quarterback. The 6-foot-5-inch, 240-pound defender originally entered the NFL as a third-round pick of the Oakland Raiders in 2018 and spent his first three campaigns with the organization. Over the next two seasons with the San Francisco 49ers (2021) and Jacksonville Jaguars (2022), Key saw action in all 34 contests and amassed 49 tackles, 11 sacks, 10 stops for loss and 63 quarterback pressures. In two season with the Titans, Key has racked up 12.5 sacks, ranking second on the team during that period.

CAREER HIGHLIGHTS:
• In 2024, Key logged career marks with 15 starts at outside linebacker, 42 tackles and a personal best-tying 6.5 sacks.
• In 2023, Key played in all 17 contests in his first season with the Titans and ranked second on the team with 57 quarterback pressures and third on the squad with six sacks.

TITANS TIDBITS:
• While preparing for the 2018 NFL Draft, Key decided to capitalize on his opportunities in the spotlight to help others. Key utilized his long jump at the Louisiana State Pro Day to support the organization "No Kid Hungry" to raise money for food for insecure children and their famillies, raising more funds with each inch he jumped.
• His father, Arden Key Sr., played point guard and shooting guard at Jacksonville State and also coached Arden Jr. in football.
• Key comes from a large family that includes four sets of twins, all who share in his athleticism on the basketball court. Arden's twin, Angel, was a cheerleader for her brother's football team.

CAREER TRANSACTIONS:
• The Atlanta, Ga., native was selected by the Oakland Raiders in the third round (87th overall) of the 2018 NFL Draft.
• Released by the Raiders on April 15, 2021.
• Signed by the San Francisco 49ers as a free agent on April 23, 2021.
• Signed by the Jacksonville Jaguars as an unrestricted free agent on March 30, 2022.
• Signed by the Titans as an unrestricted free agent on March 20, 2023.

SEASON RECAPS:
2025 (10/8 - Tennessee): Ranks fourth on the team with four sacks and third on the squad with 27 quarterback pressures. Has led or tied for the team lead in sacks three times in 2025 (at HST, vs. HST, vs. SEA). Has led the team in quarterback pressures once in 2025 (vs. HST).
• At Denver (9/7), saw action as a reserve at outside linebacker and tallied a tackle with a quarterback pressure.
• Against L.A. Rams (9/14), started at outside linebacker and posted tackle to go along with a blocked extra point. Shot through the line and blocked a Joshua Karty extra point attempt in the fourth quarter.
• Against Indianapolis (9/21), started at outside linebacker and notched a quarterback pressure.
• At Houston (9/28), started at outside linebacker and collected two tackles, including a sack and two quarterback pressures. Dropped C.J. Stroud for a six-yard sack in the second quarter.
• At Arizona (10/5), played as a reserve at outside linebacker and registered two tackles, a half sack and a quarterback pressure. Combined with Jeffery Simmons to sack Kyler Murray for an eight-yard loss late in the second quarter.
• At Las Vegas (10/12), was inactive.
• Against New England (10/19), was inactive.
• At Indianapolis (10/26), was inactive.
• Against L.A. Chargers (11/2), was inactive.
• Against Houston (11/16), returned to the lineup as a starter at outside linebacker and collected three tackles, including team-highs with 1.5 sacks and four quarterback pressures. Stuffed Woody Marks for a two-yard loss on a rush off left guard in the second quarter. Halted a Texans' drive by teaming with Jaylen Harrell to sack Davis Mills for a 10-yard loss on third-and-five in the second stanza. Burst into the offensive backfield and dropped Mills for a six-yard sack late in the final stanza.
• Against Seattle (11/23), started at outside linebacker and notched two tackles, including a sack, another stop for loss and three quarterback pressures. Registered his fourth consecutive individual game with at least a half sack. Forced a Seahawks' turnover on downs with a five-yard sack of Sam Darnold on fourth-and-three early in the final stanza. Dropped Kenneth Walker III for a four-yard loss on a short pass in the fourth quarter.
• Against Jacksonville (11/30), started at outside linebacker and registered three tackles with three quarterback pressures. Combined with Cody Barton to drop Travis Etienne Jr. for a one-yard loss on a rush in the second stanza.
• At Cleveland (12/7), started at outside linebacker and amassed three tackles with nine quarterback pressures. Teamed with Kevin Winston Jr. to stonewall Quinshon Judkins for a four-yard loss on a rush in the opening quarter.
• At San Francisco (12/14), started at outside linebacker and posted two tackles with three quarterback pressures. Teamed with James Williams Sr. to stuff Brian Robinson Jr. for a one-yard loss on a rush in the final stanza.

2024 (16/15 - Tennessee): Played in 16 games with a career-best 15 starts at outside linebacker and ranked second on the team with a career high-tying 6.5 sacks. Ranked third on the team with 38 quarterback pressures and tied for third on the squad with a career-high 11 tackles for loss. Tallied a career-best 42 tackles to go along with a pass defensed, two forced fumbles and a fumble recovery. Was inactive for the regular season finale. Led or tied for the team lead in sacks five times in 2024 (at BUF, at DET, vs. NE, vs. MIN, at WAS). Led or tied for the team lead in quarterback pressures four times in 2024 (vs. GB, at BUF, at DET, vs. CIN).
• At Buffalo (10/20), played as a reserve at outside linebacker and recorded two tackles, including a sack, another stop for loss and a team-high- tying three quarterback pressures. Dropped Josh Allen for an eight-yard sack in the second quarter. Combined with Jeffery Simmons to stuff Josh Allen for a two-yard loss on a goalline rush late in the third quarter.
• At Detroit (10/27), started at outside linebacker and amassed a personal-best six tackles, including team-highs with a career-best two sacks, four quarterback pressures and a forced fumble. Came off the edge and dropped Jared Goff for a seven-yard sack on the first play from scrimmage. Ended a Lions' drive by sacking Goff for a five-yard loss and causing a fumble that was recovered by Detroit on third-and-23 in the opening quarter. Teamed with Jarvis Brownlee Jr. to stuff Sam LaPorta for a one-yard loss on a short pass in the second quarter. Combined with Roger McCreary to stop Craig Reynolds for a two-yard loss on a third-and-five rush in the final stanza.
• Against New England (11/3), started at outside linebacker and totaled

two tackles, a sack, another stop for loss, five quarterback pressures and a forced fumble. Stuffed Antonio Gibson for a one-yard loss on a rush up the middle in the third quarter. Came off the edge and sacked Drake Maye for a seven-yard loss and forced a fumble that was recovered by Jeffery Simmons at the Patriots' 26-yard line in the fourth stanza. Became the first Titans player with a strip-sack in consecutive games since Jurrell Casey from Sept. 16-23, 2018.
• Against Minnesota (11/17), tallied five tackles, including a sack, another stop for loss and four quarterback pressures. Stonewalled Cam Akers for a three-yard loss on a rush off left tackle in the fourth quarter. Halted a Vikings' drive by dropping Sam Darnold for a nine-yard sack in the final stanza. Recorded his fifth sack in a five-game span.
• At Washington (12/1), started at outside linebacker in his 100th career regular season game and recorded two tackles, including 1.5 sacks and two quarterback pressures. Dropped Jayden Daniels for a six-yard sack late in the second quarter. Combined with Kenneth Murray Jr. to sack Daniels for nine-yard loss in the final stanza.
• Against Jacksonville (12/8), started at outside linebacker and notched four tackles with a quarterback pressure. Created the pressure that resulted in a Mac Jones interception to Otis Reese IV late in the second quarter.

2023 (17/9 - Tennessee): Played in all 17 games with nine starts at outside linebacker in his first season with the Titans. Ranked second on the team with 57 quarterback pressures and third on the squad with six sacks. Recorded 30 tackles, four stops for loss, two passes defensed and two forced fumbles. Led or tied for the team lead in quarterback pressures seven times in 2023 (at NO, vs. LAC, vs. BAL, at JAX, at MIA, vs. HST, vs. JAX). Tied for the team lead in sacks three times in 2023 (at NO, vs. CIN, vs. SEA). Tied for the team lead in passes defensed once in 2023 (vs. JAX). Posted a career-best 11 quarterback pressures at New Orleans (9/10/23).
• At New Orleans (9/10), made his Titans debut and notched four tackles, 1.5 sacks and a pass defensed to go along with a team-best and career-high 11 quarterback pressures. Dropped Derek Carr for a six-yard sack early in the second quarter. Deflected a ball intended for Michael Thomas on third-and-10 in the second stanza. Teamed with Denico Autry to sack Derek Carr for a seven-yard sack in the second quarter.
• Against L.A. Chargers (9/17), played as a reserve at outside linebacker and tied for the team lead with four quarterback pressures.
• Against Cincinnati (10/1), played as a reserve at outside linebacker and posted a sack with two quarterback pressures. Dropped Joe Burrow for a 10-yard sack in the final stanza.
• Against Atlanta (10/29), started at outside linebacker and notched two tackles with four quarterback pressures. Teamed with Azeez Al-Shaair to stonewall Tyler Allgeier for a two-yard loss on a rush off right tackle in the second quarter. Combined with Denico Autry to stop Bijan Robinson for no gain on a rush off right tackle late in the second quarter.
• Against Carolina (11/26), saw action as a reserve at outside linebacker and posted two tackles, including a strip-sack and four quarterback pressures. Came off the edge and dropped Bryce Young for an eight-yard sack while forcing a fumble that was recovered by Jeffery Simmons at the Panthers' 17-yard line in the second quarter.
• Against Indianapolis (12/3), started at outside linebacker and registered a half sack to go along with five quarterback pressures. Forced the Colts to settle for a field goal by combining with Harold Landry III to sack Gardner Minshew II for a nine-yard loss on third-and-one in the fourth quarter.
• At Miami (12/11), started at outside linebacker and notched two tackles, including a sack and a team-high-tying six quarterback pressures. Dropped Tua Tagovailoa for a five-yard sack in the second quarter.
• Against Seattle (12/24), produced four tackles, including a sack, two quarterback pressures and a forced fumble. Came off the edge and dropped Geno Smith for a seven-yard sack while forcing a fumble that was recovered by the signal caller. Teamed with Denico Autry to stuff Kenneth Walker III for a two-yard loss on a rush up the middle in the third stanza.
• Against Jacksonville (1/7), collected a career-high-tying four tackles, two quarterback pressures and a pass defensed. Knocked down a screen pass intended for Travis Etienne in the opening quarter.

2022 (17/3, 2/0 - Jacksonville): Played in all 17 games with three starts and compiled 27 tackles, 4.5 sacks, five stops for loss, a fumble recovery and two passes defensed. Saw action as a reserve in both postseason contests and posted two tackles and a pass defensed.
• Against Denver (10/30), registered two tackles, including a sack. Dropped Russell Wilson for a seven-yard sack on third-and-six.
• At Tennessee (12/11), tied a career-high with four tackles to go along with a sack and a fumble recovery. Dropped Ryan Tannehill for a six-yard sack in the third quarter. Recovered a fumble by Derrick Henry early in the final stanza.
• Against Dallas (12/18), posted three tackles and a career-best 1.5 sacks. Teamed with Foley Fatukasi to sack Dak Prescott for a three-yard loss in the opening stanza. Dropped Prescott for an eight-yard loss in the third quarter.
• Against Tennessee (1/7), notched three tackles and a career-best nine quarterback pressures.

2021 (17/0, 3/0 - San Francisco): Saw action as a reserve in all 17 games and totaled 22 tackles, a career-best 6.5 sacks and one pass defensed. Played in his first three postseason games and collected two tackles.
• Against L.A. Rams (11/15), registered two tackles and a sack. Sacked Matthew Stafford for an eight-yard loss in the final stanza.
• Against Atlanta (12/19), posted an 11-yard sack of Matt Ryan on third-and-eight in the second quarter.
• Against Houston (1/2), notched a nine-yard sack of Davis Mills in the fourth quarter.

2020 (14/0 - Las Vegas): Appeared as a reserve in 14 games and registered 15 tackles, two tackles for loss and two passes defensed. Was inactive for two contests.
• Against Kansas City (11/22), notched two tackles, including a stop for loss.

2019 (7/0 - Oakland): Appeared in seven games and recorded a then career-high two sacks. Placed on injured reserve on Nov. 7 and missed the final eight games of the season. Was inactive for one contest.
• At Houston (10/27), totaled two tackles and one sack. Dropped Deshaun Watson for a 10-yard sack on third-and-11 in the third quarter.
• Against Detroit (11/3), registered a sack by taking down Matthew Stafford for a loss of 13 yards in his final game of the season because of injury.

2018 (16/10 - Oakland): Appeared in all 16 games as rookie with 10 starts at defensive end. Posted 30 tackles, a sack and a blocked extra point on special teams.
• Against L.A. Rams (9/10), totaled three tackles in his NFL debut.
• Against Seattle (10/14), made his first career start and registered his first career sack when he took down Russell Wilson for an eight-yard loss. Also recorded a career-high four tackles.
• Against Kansas City (12/2), collected the team's first blocked kick of the season on Harrison Butker's extra-point attempt in the second quarter.

COLLEGE:
• Played three seasons at Louisiana State (2015-17), appearing in 31 games with 28 starts and posting 130 tackles, 21 sacks and 26.5 tackles for loss.
• Was named Associated Press All-SEC first team in both 2017 and 2016. Earned second-team All-SEC honors from coaches in 2016.
• When he left LSU, his 21 career sacks were tied for third-most in school history with Gabe Northern.
• As a junior (2017), started eight contests and racked up 33 tackles, 5.5 for loss, four sacks and one forced fumble en route to first-team All-SEC honors.
• As a sophomore (2016), named first-team All-SEC after setting the school record with 12 sacks, while also leading the team with 14.5 tackles for loss. Collected 56 total stops and added three forced fumbles, a fumble recovery and three passes defensed.
• As a freshman (2015), appeared in all 12 games, starting the final nine, totaling 41 tackles, five sacks, a pass defensed and a fumble recovery. Earned Freshman All-American honors and was named to the SEC All-Freshman team.
• Majored in interdisciplinary studies at Louisiana State.

PERSONAL:
• Attended Hapeville Charter Academy in Atlanta, Ga. and was unanimously rated as a four-star prospect by Rivals, 247Sports, Scout and ESPN.

- Was invited to play in the Under Armour All-American Game and was a Class 2A first-team All-State selection. Was a member of Rivals 250, Scout 300, 247Sports Top 247 and ESPN 300.
- As a senior (2014), tallied 15.5 sacks.
- As a junior (2013), accounted for over 100 tackles and eight sacks.
- As a sophomore (2012), notched 12 sacks.
- Son of Nicole Spencer and Arden Key Sr.
- Follow Key on Instagram at @ardenkey.
- Follow Key on X at @ArdenKeyEl.
- Born Arden Key Jr. on May 3, 1996 in Lithonia, Ga.

ARDEN KEY'S GAME-BY-GAME

2018 Oakland Raiders

Date	Opp	W/L	P/S	Tot	Solo	Asst	Sk	- Yds	QBP	TFL	Int	- Yds	-TD	PD	FF	FR	- Yds	SpT
Sept 10	LAR	L	p	3	1	2	0.0	0.0	0	0	0	0	0	0	0	0	0	0
Sept 16	@ Den	L	p	2	2	0	0.0	0.0	2	1	0	0	0	0	0	0	0	0
Sept 23	@ Mia	L	p	2	1	1	0.0	0.0	2	0	0	0	0	0	0	0	0	0
Sept 30	Cle	W	p	1	1	0	0.0	0.0	0	1	0	0	0	0	0	0	0	0
Oct 7	@ LAC	L	p	1	1	0	0.0	0.0	0	0	0	0	0	0	0	0	0	0
Oct 14	Sea	L	S	4	4	0	1.0	0.0	2	1	0	0	0	0	0	0	0	0
Oct 28	Ind	L	S	2	0	2	0.0	8.0	0	0	0	0	0	0	0	0	0	0
Nov 1	@ SF	L	p	0	0	0	0.0	0.0	0	0	0	0	0	0	0	0	0	0
Nov 11	LAC	L	S	4	3	1	0.0	0.0	1	0	0	0	0	0	0	0	0	0
Nov 18	@ Ari	W	S	0	0	0	0.0	0.0	0	0	0	0	0	0	0	0	0	0
Nov 25	@ Bal	L	S	3	2	1	0.0	0.0	0	0	0	0	0	0	0	0	0	0
Dec 2	KC	L	S	0	0	0	0.0	0.0	1	0	0	0	0	0	0	0	0	0
Dec 9	@ Pit	W	S	2	2	0	0.0	0.0	1	0	0	0	0	0	0	0	0	0
Dec 16	@ Cin	L	S	3	1	2	0.0	0.0	1	0	0	0	0	0	0	0	0	0
Dec 24	Den	W	S	2	2	0	0.0	0.0	1	1	0	0	0	0	0	0	0	0
Dec 30	@ KC	L	S	1	1	0	0.0	0.0	2	0	0	0	0	0	0	0	0	0
Totals		**4-12**	**16/10**	**30**	**21**	**9**	**1.0**	**8.0**	**13**	**4**	**0**	**0**	**0**	**0**	**0**	**0**	**0**	**0**

2019 Oakland Raiders

Date	Opp	W/L	P/S	Tot	Solo	Asst	Sk	- Yds	QBP	TFL	Int	- Yds	-TD	PD	FF	FR	- Yds	SpT
Sept 9	Den	W	p	1	0	1	0.0	0.0	3	0	0	0	0	0	0	0	0	0
Sept 15	KC	L	p	0	0	0	0.0	0.0	1	0	0	0	0	0	0	0	0	0
Sept 22	@ Min	L	p	0	0	0	0.0	0.0	0	0	0	0	0	0	0	0	0	0
Sept 29	@ Ind	W	p	0	0	0	0.0	0.0	2	0	0	0	0	0	0	0	0	0
Oct 6	Chi	W	p	0	0	0	0.0	0.0	4	0	0	0	0	0	0	0	0	0
Oct 20	@ GB	L	IA															
Oct 27	@ Hst	L	p	2	2	0	1.0	10.0	2	1	0	0	0	0	0	0	0	0
Nov 3	Det	W	p	1	1	0	1.0	13.0	2	1	0	0	0	0	0	0	0	0
Nov 7	LAC							Placed on injured reserve on Nov. 7, 2019										
Totals		**4-4**	**7/0**	**4**	**3**	**1**	**2.0**	**23.0**	**14**	**2**	**0**	**0**	**0**	**0**	**0**	**0**	**0**	**0**

2020 Las Vegas Raiders

Date	Opp	W/L	P/S	Tot	Solo	Asst	Sk	- Yds	QBP	TFL	Int	- Yds	-TD	PD	FF	FR	- Yds	SpT
Sept 13	@ Car	W	p	0	0	0	0.0	0.0	0	0	0	0	0	0	0	0	0	0
Sept 21	NO	W	p	0	0	0	0.0	0.0	6	0	0	0	0	0	0	0	0	0
Sept 27	@ NE	L	p	0	0	0	0.0	0.0	1	0	0	0	0	1	0	0	0	0
Oct 4	Buf	L	p	1	0	1	0.0	0.0	4	0	0	0	0	1	0	0	0	0
Oct 11	@ KC	W	p	2	2	0	0.0	0.0	2	1	0	0	0	0	0	0	0	0
Oct 25	TB	L	p	0	0	0	0.0	0.0	0	0	0	0	0	0	0	0	0	0
Nov 1	@ Cle	W	IA															
Nov 8	@ LAC	W	IA															
Nov 15	Den	W	p	2	2	0	0.0	0.0	2	0	0	0	0	0	0	0	0	0
Nov 22	KC	L	p	2	1	1	0.0	0.0	0	1	0	0	0	0	0	0	0	0
Nov 29	@ Atl	L	p	0	0	0	0.0	0.0	4	0	0	0	0	0	0	0	0	0
Dec 6	@ NYJ	W	p	2	2	0	0.0	0.0	1	0	0	0	0	0	0	0	0	0
Dec 13	Ind	L	p	1	1	0	0.0	0.0	4	0	0	0	0	0	0	0	0	0
Dec 17	LAC	L	p	1	1	0	0.0	0.0	0	0	0	0	0	0	0	0	0	0
Dec 26	Mia	L	p	2	1	1	0.0	0.0	3	0	0	0	0	0	0	0	0	0
Jan 3	@ Den	W	p	2	0	2	0.0	0.0	1	0	0	0	0	0	0	0	0	0
Totals		**8-8**	**14/0**	**15**	**10**	**5**	**0.0**	**0.0**	**28**	**2**	**0**	**0**	**0**	**2**	**0**	**0**	**0**	**0**

2021 San Francisco 49ers

Date	Opp	W/L	P/S	Tot	Solo	Asst	Sk	- Yds	QBP	TFL	Int	- Yds	-TD	PD	FF	FR	- Yds	SpT
Sept 12	@ Det	W	p	1	1	0	0.0	0.0	2	0	0	0	0	0	0	0	0	0
Sept 19	@ Phi	W	p	1	1	0	0.0	0.0	1	0	0	0	0	1	0	0	0	0
Sept 26	GB	L	p	0	0	0	0.0	0.0	0	0	0	0	0	0	0	0	0	0
Oct 3	Sea	L	p	2	1	1	0.0	0.0	0	0	0	0	0	0	0	0	0	0
Oct 10	@ Ari	L	p	1	0	1	0.0	0.0	0	0	0	0	0	0	0	0	0	0
Oct 24	Ind	L	p	2	2	0	0.0	0.0	0	0	0	0	0	0	0	0	0	0
Oct 31	@ Chi	W	p	0	0	0	0.0	0.0	1	0	0	0	0	0	0	0	0	0
Nov 7	Ari	L	p	1	1	0	1.0	4.0	3	1	0	0	0	0	0	0	0	0
Nov 15	LAR	W	p	2	2	0	1.0	8.0	1	1	0	0	0	0	0	0	0	0
Nov 21	@ Jax	W	p	2	1	1	1.0	6.0	1	1	0	0	0	0	0	0	0	0
Nov 28	Min	W	p	2	0	2	0.0	0.0	0	0	0	0	0	0	0	0	0	0
Dec 5	@ Sea	L	p	3	0	3	0.5	4.0	1	0	0	0	0	0	0	0	0	0
Dec 12	@ Cin	W	p	1	0	1	0.5	4.5	3	0	0	0	0	0	0	0	0	0
Dec 19	Atl	W	p	1	1	0	1.0	11.0	3	1	0	0	0	0	0	0	0	0
Dec 23	@ Ten	L	p	1	0	1	0.0	0.0	1	0	0	0	0	0	0	0	0	0
Jan 2	Hst	W	p	1	1	0	1.0	9.0	6	1	0	0	0	0	0	0	0	0
Jan 9	@ LAR	W	p	1	0	1	0.5	5.0	2	0	0	0	0	0	0	0	0	0
Totals		**10-7**	**17/0**	**22**	**11**	**11**	**6.5**	**51.5**	**25**	**5**	**0**	**0**	**0**	**1**	**0**	**0**	**0**	**0**
Playoffs																		
Jan 16	@ Dal	W	p	1	1	0	0.0	0.0	1	0	0	0	0	0	0	0	0	0
Jan 22	@ GB	W	p	1	0	1	0.0	0.0	1	0	0	0	0	0	0	0	0	0
Jan 30	@ LA	L	p	0	0	0	0.0	0.0	1	0	0	0	0	0	0	0	0	0
Totals		**2-1**	**3/0**	**2**	**1**	**1**	**0.0**	**0.0**	**3**	**0**	**0**	**0**	**0**	**0**	**0**	**0**	**0**	**0**

2022 Jacksonville Jaguars

Date	Opp	W/L	P/S	Tot	Solo	Asst	Sk	- Yds	QBP	TFL	Int	- Yds	-TD	PD	FF	FR	- Yds	SpT
Sept 11	@ Was	L	p	0	0	0	0.0	0.0	0	0	0	0	0	0	0	0	0	0
Sept 18	Ind	W	p	1	1	0	1.0	8.0	1	1	0	0	0	0	0	0	0	0
Sept 25	@ LAC	W	p	1	1	0	0.0	0.0	2	1	0	0	0	0	0	0	0	0
Oct 2	@ Phi	L	p	1	1	0	0.0	0.0	0	0	0	0	0	0	0	0	0	0
Oct 9	Hst	L	p	0	0	0	0.0	0.0	2	0	0	0	0	0	0	0	0	0
Oct 16	@ Ind	L	p	1	1	0	0.0	0.0	1	0	0	0	0	0	0	0	0	0
Oct 23	NYG	L	p	2	2	0	0.0	0.0	0	0	0	0	0	0	0	0	0	0
Oct 30	Den	L	p	2	1	1	1.0	7.0	3	1	0	0	0	1	0	0	0	0
Nov 6	LV	W	p	1	0	1	0.0	0.0	0	0	0	0	0	0	0	0	0	0
Nov 13	@ KC	L	p	2	2	0	0.0	0.0	1	0	0	0	0	0	0	0	0	0
Nov 27	Bal	W	p	0	0	0	0.0	0.0	2	0	0	0	0	1	0	0	0	0
Dec 4	@ Det	L	p	3	2	1	0.0	0.0	1	0	0	0	0	0	0	0	0	0
Dec 11	@ Ten	W	p	4	2	2	1.0	6.0	6	1	0	0	0	0	0	1	0	0
Dec 18	Dal	W	S	3	1	2	1.5	9.5	4	1	0	0	0	0	0	0	0	0
Dec 22	@ NYJ	W	S	1	0	1	0.0	0.0	2	0	0	0	0	0	0	0	0	0
Jan 1	@ Hst	W	S	2	1	1	0.0	0.0	4	0	0	0	0	0	0	0	0	0
Jan 7	Ten	W	p	3	1	2	0.0	0.0	9	0	0	0	0	0	0	0	0	0
Totals		**9-8**	**17/3**	**27**	**16**	**11**	**4.5**	**30.5**	**38**	**5**	**0**	**0**	**0**	**2**	**0**	**1**	**0**	**0**
Playoffs																		
Jan 14	LAC	W	p	1	0	1	0.0	0.0	1	0	0	0	0	1	0	0	0	0
Jan 21	@ KC	L	p	1	1	0	0.0	0.0	1	0	0	0	0	0	0	0	0	0
Totals		**1-1**	**2/0**	**2**	**1**	**1**	**0.0**	**0.0**	**2**	**0**	**0**	**0**	**0**	**1**	**0**	**0**	**0**	**0**

ARDEN KEY'S GAME-BY-GAME CONT.

2023 Tennessee Titans

Date	Opp	W/L	P/S	Tot	Solo	Asst	Sk	- Yds	QBP	TFL	Int - Yds	-TD	PD	FF	FR - Yds	SpT
Sept 10	@ NO	L	p	4	1	3	1.5	9.5	11	1	0	0	1	0	0	0
Sept 17	LAC	W	p	0	0	0	0.0	0.0	4	0	0	0	0	0	0	0
Sept 24	@ Cle	L	S	3	1	2	0.0	0.0	3	0	0	0	0	0	0	0
Oct 1	Cin	W	p	1	1	0	1.0	10.0	2	1	0	0	0	0	0	0
Oct 8	@ Ind	L	p	2	0	2	0.0	0.0	2	0	0	0	0	0	0	0
Oct 15	Bal	L	p	0	0	0	0.0	0.0	4	0	0	0	0	0	0	0
Oct 29	Atl	W	S	2	0	2	0.0	0.0	4	0	0	0	0	0	0	0
Nov 2	@ Pit	L	S	2	1	1	0.0	0.0	1	0	0	0	0	0	0	0
Nov 12	@ TB	L	p	0	0	0	0.0	0.0	0	0	0	0	0	0	0	0
Nov 19	@ Jax	L	S	3	2	1	0.0	0.0	3	0	0	0	0	0	0	0
Nov 26	Car	W	p	2	2	0	1.0	8.0	4	0	0	0	0	1	0	0
Dec 3	Ind	L	S	1	0	1	0.5	4.5	5	0	0	0	0	0	0	0
Dec 11	@ Mia	W	S	2	2	0	1.0	5.0	6	1	0	0	0	0	0	0
Dec 17	HST	L	p	0	0	0	0.0	0.0	4	0	0	0	0	0	0	0
Dec 24	Sea	L	S	4	3	1	1.0	6.0	2	1	0	0	0	1	0	0
Dec 31	@ Hst	L	S	0	0	0	0.0	0.0	0	0	0	0	0	0	0	0
Jan 7	Jax	W	S	4	4	0	0.0	0.0	2	0	0	0	1	0	0	0
Totals		**6-11**	**17/9**	**30**	**17**	**13**	**6.0**	**43.0**	**57**	**4**	**0**	**0**	**0**	**2**	**2**	**0**	**0**	**0**

2024 Tennessee Titans

Date	Opp	W/L	P/S	Tot	Solo	Asst	Sk	- Yds	QBP	TFL	Int - Yds	-TD	PD	FF	FR - Yds	SpT
Sept 8	@ Chi	L	S	0	0	0	0.0	0.0	1	0	0	0	1	0	0	0
Sept 15	NYJ	L	S	4	3	1	0.0	0.0	1	0	0	0	0	0	0	0
Sept 22	GB	L	S	3	2	1	0.0	0.0	5	0	0	0	0	0	0	0
Sept 30	@ Mia	W	S	1	1	0	0.0	0.0	2	1	0	0	0	0	1	0
Oct 13	Ind	L	S	1	0	1	0.0	0.0	2	0	0	0	0	0	0	0
Oct 20	@ Buf	L	p	2	2	0	1.0	8.0	3	2	0	0	0	0	0	0
Oct 27	@ Det	L	S	6	3	3	2.0	9.0	4	2	0	0	0	1	0	0
Nov 3	NE	W	S	2	2	0	1.0	4.0	5	2	0	0	0	1	0	0
Nov 10	@ LAC	L	S	2	2	0	0.0	0.0	1	1	0	0	0	0	0	0
Nov 17	Min	L	S	5	5	0	1.0	9.0	4	2	0	0	0	0	0	0
Nov 24	@ Hst	W	S	2	1	1	0.0	0.0	3	0	0	0	0	0	0	0
Dec 1	@ Was	L	S	2	1	1	1.5	8.0	2	1	0	0	0	0	0	0
Dec 8	Jax	L	S	4	1	3	0.0	0.0	1	0	0	0	0	0	0	0
Dec 15	Cin	L	S	2	0	2	0.0	0.0	3	0	0	0	0	0	0	0
Dec 22	@ Ind	L	S	1	0	1	0.0	0.0	0	0	0	0	0	0	0	0
Dec 29	@ Jax	L	S	5	1	4	0.0	0.0	1	0	0	0	0	0	0	0
Jan 5	Hst	L	IA													
Totals		**3-14**	**16/15**	**42**	**24**	**18**	**6.5**	**38.0**	**38**	**11**	**0**	**0**	**0**	**1**	**2**	**1**	**0**	**0**

2025 Tennessee Titans

Date	Opp	W/L	P/S	Tot	Solo	Asst	Sk	- Yds	QBP	TFL	Int - Yds	-TD	PD	FF	FR - Yds	SpT
Sept 7	@ Den	L	p	1	1	0	0.0	0.0	1	0	0	0	0	0	0	0
Sept 14	LAR	L	S	1	0	1	0.0	0.0	0	0	0	0	0	0	0	0
Sept 21	Ind	L	S	0	0	0	0.0	0.0	1	0	0	0	0	0	0	0
Sept 28	@ Hst	L	S	2	1	1	1.0	6.0	2	1	0	0	0	0	0	0
Oct 5	@ Ari	W	p	2	0	2	0.5	4.0	1	0	0	0	0	0	0	0
Oct 12	@ LV	L	IA													
Oct 19	NE	L	IA													
Oct 26	@ Ind	L	IA													
Nov 2	LAC	L	IA													
Nov 16	Hst	L	S	3	2	1	1.5	11.0	4	2	0	0	0	0	0	0
Nov 23	Sea	L	S	2	2	0	1.0	5.0	3	2	0	0	0	0	0	0
Nov 30	Jax	L	S	3	0	3	0.0	0.0	3	0	0	0	0	0	0	0
Dec 7	@ Cle	W	S	3	1	2	0.0	0.0	9	0	0	0	0	0	0	0
Dec 14	@ SF	L	S	2	0	2	0.0	0.0	3	0	0	0	0	0	0	0
Dec 21	KC															
Dec 28	NO															
Jan 3/4	@ Jax															
Totals		**2-12**	**10/8**	**19**	**7**	**12**	**4.0**	**26.0**	**27**	**5**	**0**	**0**	**0**	**0**	**0**	**0**	**0**	**0**

ARDEN KEY'S NFL STATISTICS

REGULAR SEASON				TACKLES							INTERCEPTIONS					FUMBLES			
Year	**Team**	**GP**	**GS**	**Tot**	**Solo**	**Asst**	**Sk**	**Yds**	**QBP**	**TFL**	**No**	**Yds**	**Lg**	**TD**	**PD**	**FF**	**FR**	**Yds**	**SpT**
2018	Oakland	16	10	30	21	9	1.0	8.0	13	4	0	0	0	0	0	0	0	0	0
2019	Oakland	7	0	4	3	1	2.0	23.0	14	2	0	0	0	0	0	0	0	0	0
2020	Las Vegas	14	0	15	10	5	0.0	0.0	28	2	0	0	0	0	2	0	0	0	0
2021	San Francisco	17	0	22	11	11	6.5	51.5	25	5	0	0	0	0	1	0	0	0	0
2022	Jacksonville	17	3	27	16	11	4.5	30.5	38	5	0	0	0	0	2	0	1	0	0
2023	Tennessee	17	9	30	17	13	6.0	43.0	57	4	0	0	0	0	2	2	0	0	0
2024	Tennessee	16	15	42	24	18	6.5	38.0	38	11	0	0	0	0	1	2	1	0	0
2025	Tennessee	10	8	19	7	12	4.0	26.0	27	5	0	0	0	0	0	0	0	0	0
NFL Totals		**114**	**45**	**189**	**109**	**80**	**30.5**	**220.0**	**240**	**38**	**0**	**0**	**0**	**0**	**8**	**4**	**2**	**0**	**0**

PLAYOFFS				TACKLES							INTERCEPTIONS					FUMBLES			
Year	**Team**	**GP**	**GS**	**Tot**	**Solo**	**Asst**	**Sk**	**Yds**	**QBP**	**TFL**	**No**	**Yds**	**Lg**	**TD**	**PD**	**FF**	**FR**	**Yds**	**SpT**
2021	San Francisco	3	0	2	1	1	0.0	0.0	3	0	0	0	0	0	0	0	0	0	0
2022	Jacksonville	2	0	2	1	1	0.0	0.0	2	0	0	0	0	0	1	0	0	0	0
NFL Totals		**5**	**0**	**4**	**2**	**2**	**0.0**	**0.0**	**5**	**0**	**0**	**0**	**0**	**0**	**1**	**0**	**0**	**0**	**0**

Single-Game Highs

Tackles - 6 at Detroit (10/27/24)
Sacks - 2 at Detroit (10/27/24)
Quarterback Pressures - 11 at New Orleans (9/10/23)
Forced Fumble - 1 (Four times, last vs. New England 11/3/24)
Fumble Recovery - 1 (Twice, last at Miami 9/30/24)
Passes Defensed - 1 (Eight times, last at Chicago 9/8/24)

Additional Career Statistics

Blocked PAT - 1 (2018), **1 (2025)**

Playoff Single-Game Highs

Tackles - 1 (Four times, last at Kansas City 1/21/23)
Quarterback Pressures - 1 (Five times, last at Kansas City 1/21/23)
Passes Defensed - 1 vs. L.A. Chargers (1/14/23)

12 MASON KINSEY

WIDE RECEIVER • 5'11" • 200 LBS
COLLEGE: BERRY COLLEGE • ACQUIRED: FREE AGENT - 2021
NFL EXPERIENCE (NFL/TITANS): 3/3 • HOMETOWN: DEMOREST, GA.
GAMES PLAYED/GAMES STARTED: 22/0 (PLAYOFFS: 0/0)

PRO: The Titans brought back Mason Kinsey during the 2021 offseason to add depth to the receiving corps and return experience. The 5-foot-11-inch, 200-pounder originally signed with the Titans as a rookie free agent following the 2020 NFL Draft but was waived following training camp. The Demorest, Ga., native has also spent time on the New England Patriots' practice squad. In parts of four seasons with the Titans (2021-24), Kinsey has appeared in 15 games, mostly seeing time as a punt returner.

CAREER HIGHLIGHTS:
• In 2024, Kinsey played in six games and hauled in two receptions for 17 yards, while returning six punts for 38 yards.
• In 2023, Kinsey appeared as a reserve in six games returning 11 punts and recording one reception for six yards.
• In 2022, Kinsey appeared as a reserve in two contests and recorded his first career NFL reception.

TITANS TIDBITS:
• At Berry College, Kinsey's career receptions (203), receiving yardage (3,343) and receiving touchdowns (53) all rank first in school history, and his career receiving yardage and touchdowns set Southern Athletic Association records.

CAREER TRANSACTIONS:
• The Demorest, Ga., native originally signed with the Titans as a rookie free agent on May 7, 2020.
• Waived by the Titans on Sept. 5, 2020.
• Signed by the New England Patriots to the team's practice squad on Sept. 8, 2020.
• Waived by the Patriots on Oct. 1, 2020.
• Signed by the Patriots to the team's practice squad on Oct. 19, 2020.
• Waived by the Patriots on Nov. 18, 2020.
• Signed by the Titans on Jan. 21, 2021.
• Waived by the Titans on Aug. 31, 2021 and signed to the team's practice squad a day later.
• Activated from the practice squad to the active roster standard elevation on Oct. 23, 2021.
• Waived by the Titans on Aug. 30, 2022 and signed to the team's practice squad a day later.
• Activated from the practice squad to the active roster standard elevation on Oct. 22, 2022.
• Activated from the practice squad to the active roster standard elevation on Dec. 17, 2022.
• Waived by the Titans on Aug. 29, 2023 and signed to the team's practice squad a day later.
• Signed by the Titans to their active roster from the practice squad on Sept. 22, 2023.
• Waived by the Titans on Oct. 2, 2023 and signed to the team's practice squad two days later.
• Signed by the Titans to their active roster from the practice squad on Dec. 16, 2023.
• Waived by the Titans on Aug. 27, 2024 and signed to the team's practice squad a day later.
• Signed by the Titans to the active roster from the practice squad on Oct. 26, 2024.
• Waived by the Titans on Oct. 29, 2024 and signed to the team's practice squad two days later.
• Signed by the Titans to the active roster from the practice squad on Dec. 7, 2024.
• Waived by the Titans on Aug. 26, 2025 and signed to the team's practice squad a day later.
• Activated from the practice squad to the active roster standard elevation on Oct. 18, 2025.

SEASON RECAPS:
2025 (7/0 - Tennessee): Has tied for the team lead in special teams tackles once in 2025 (vs. NE).
• Against New England (10/19), made his season debut as a reserve at wide receiver and on special teams. Recorded his first career special teams stop on coverage units.
• At Indianapolis (10/26), played as a reserve at wide receiver and on special teams.
• Against L.A. Chargers (11/2), posted a special teams tackle on coverage units.
• Against Houston (11/16), played as a reserve at wide receiver and snared one reception for 14 yards. Returned one punt for a yard. Kept a Titans' scoring drive alive with a 14-yard catch along the right sideline in the third quarter.
• Against Seattle (11/23), registered a special teams tackle on coverage units.
• Against Jacksonville (11/30), was inactive.
• At Cleveland (12/7), played as a reserve at wide receiver and on special teams.
• At San Francisco (12/14), saw action as a reserve on special teams.

2024 (6/0 - Tennessee): Saw action as a reserve in six games and snared two receptions for 17 yards. Returned six punts for 38 yards. Spent 11 games of the season on the Titans' practice squad.
• Against Jacksonville (12/8), played as a reserve at wide receiver and punt returner. Returned one punt for six yards.
• Against Cincinnati (12/15), saw action as a reserve at wide receiver and snared one reception for 11 yards.
• At Indianapolis (12/22), played as a reserve at wide receiver and collected a six-yard reception. Returned three punts for 23 yards.
• At Jacksonville (12/29), saw action as a reserve at wide receiver and on special teams. Returned one punt for nine yards.

2023 (6/0 - Tennessee): Saw action in six games as a reserve and returned 11 punts for 100 yards. Added one reception for six yards. Spent 11 games on the team's practice squad.
• At Cleveland (9/24), made his season debut as a reserve and returned a punt for 13 yards.
• Against Cincinnati (10/1), returned three punts for 37 yards with a long return of 21 yards. Gave the Titans better field position with a 21-yard punt return to the Titans' 31-yard line in the second quarter.
• Against Houston (12/17), returned four punts for 17 yards.
• Against Seattle (12/24), hauled in one reception for six yards and returned one punt for 11 yards.
• At Houston (12/31), returned two punts for 22 yards with a long return of 13 yards.
• Against Jacksonville (1/7), played as a reserve at wide receiver and on special teams.

2022 (2/0 - Tennessee): Played as a reserve in two games and caught one pass for three yards. Returned two punts for zero yards. Spent 15 weeks on the Titans' practice squad.
• Against Indianapolis (10/23), made his season debut as a reserve at wide receiver and hauled in his first career reception for three yards.

• At L.A. Chargers (12/18), returned two punts with three fair catches.

2021 (1/0, 0/0 - Tennessee): Saw action as a reserve in one contest. Spent the remaining 16 regular season games and the postseason contest on the team's practice squad. Made his NFL debut against Kansas City (10/24/21).
• Against Kansas City (10/24), saw action in his first NFL contest as a reserve at punt returner and registered a fair catch.

2020 (0/0 - New England): Spent a portion of the season on the Patriots' practice squad.

COLLEGE:
• Appeared in 43 games with 35 starts over four seasons (2016-19) at Berry College. Totaled 203 receptions for 3,343 yards and 53 touchdowns, all of which rank first in program history. His career receiving yardage and touchdowns set Southern Athletic Association records. Added 16 kick returns for 406 yards with one score and 17 punt returns for 181 yards.
• As a senior (2019), started all 11 games and caught 65 passes for 1,221 yards and 16 touchdowns. Returned 13 kicks for 375 yards and one touchdown and returned 17 punts for 181 yards. Earned All-SAA first team recognition.
• As a junior (2018), started all 12 games and made 52 catches for 776 yards and 16 touchdowns. Earned All-SAA first-team honors.
• As a sophomore (2017), started all 12 games and totaled 77 receptions for 1,245 yards and 17 touchdowns, all of which were career highs and school records. Averaged 103.8 yards per game. Earned All-SAA first-team recognition and All-Region honors.
• As a freshman (2016), saw action in eight games and caught nine passes for 101 yards and a score.
• Majored in communications at Berry College.

PERSONAL:
• Attended Habersham Central (Ga.) where he was a two-time All-Region selection and the second all-time leading receiver in school history.
• Son of Janet and Shane Kinsey.
• Follow Kinsey on Instagram at @masonkinsey12 and on X at @masonkinsey87.
• Born Mason Shane Kinsey on Aug. 29, 1998 in Demorest, Ga.

MASON KINSEY'S OFFENSIVE GAME-BY-GAME

2022 Tennessee Titans — RECEIVING

Date		Opp.	W/L	P/S	No	Yds	Avg	Lg	TD
Sept 11		NYG	L	PS					
Sept 19	@	Buf	L	PS					
Sept 25		LV	W	PS					
Oct 2	@	Ind	W	PS					
Oct 9	@	Was	W	PS					
Oct 23		Ind	W	p	1	3	3.0	3	0
Oct 30	@	Hst	W	PS					
Nov 6	@	KC	L	PS					
Nov 13		Den	W	PS					
Nov 17	@	GB	W	PS					
Nov 27		Cin	L	PS					
Dec 4	@	Phi	L	PS					
Dec 11		Jax	L	PS					
Dec 18	@	LAC	L	p	0	0	-	0	0
Dec 24		Hst	L	PS					
Dec 29		Dal	L	PS					
Jan 7	@	Jax	L	PS					
Totals			**7-10**	**2/0**	**1**	**3**	**3.0**	**3**	**0**

2023 Tennessee Titans — RECEIVING

Date		Opp.	W/L	P/S	No	Yds	Avg	Lg	TD
Sept 10	@	NO	L	PS					
Sept 17		LAC	W	PS					
Sept 24	@	Cle	L	p	0	0	-	0	0
Oct 1		Cin	W	p	0	0	-	0	0
Oct 8	@	Ind	L	PS					
Oct 15		Bal	L	PS					
Oct 29		Atl	W	PS					
Nov 2	@	Pit	L	PS					
Nov 12	@	TB	L	PS					
Nov 19	@	Jax	L	PS					
Nov 26		Car	W	PS					
Dec 3		Ind	L	PS					
Dec 11	@	Mia	W	PS					
Dec 17		Hst	L	p	0	0	-	0	0
Dec 24		Sea	L	p	1	6	6.0	6	0
Dec 31	@	Hst	L	p	0	0	-	0	0
Jan 7		Jax	W	p	0	0	-	0	0
Totals			**6-11**	**6/0**	**1**	**6**	**6.0**	**6**	**0**

2024 Tennessee Titans — RECEIVING

Date		Opp.	W/L	P/S	No	Yds	Avg	Lg	TD
Sept 8	@	Chi	L	PS					
Sept 15		NYJ	L	PS					
Sept 22		GB	L	PS					
Sept 30	@	Mia	W	PS					
Oct 13		Ind	L	PS					
Oct 20	@	Buf	L	PS					
Oct 27	@	Det	L	p	0	0	-	0	0
Nov 3		NE	W	PS					
Nov 10	@	LAC	L	PS					
Nov 17		Min	L	PS					
Nov 24	@	Hst	W	PS					
Dec 1	@	Was	L	PS					
Dec 8		Jax	L	p	0	0	-	0	0
Dec 15		Cin	L	p	1	11	11.0	11	0
Dec 22	@	Ind	L	p	1	6	6.0	6	0
Dec 29	@	Jax	L	p	0	0	-	0	0
Jan 5		Hst	L	p	0	0	-	0	0
Totals			**3-14**	**6/0**	**2**	**17**	**8.5**	**11**	**0**

2025 Tennessee Titans — RECEIVING

Date		Opp.	W/L	P/S	No	Yds	Avg	Lg	TD
Sept 7	@	Den	L	PS					
Sept 14		LAR	L	PS					
Sept 21		Ind	L	PS					
Sept 28	@	Hst	L	PS					
Oct 5	@	Ari	W	PS					
Oct 12	@	LV	L	PS					
Oct 19		NE	L	p	0	0	-	0	0
Oct 26	@	Ind	L	p	0	0	-	0	0
Nov 2		LAC	L	p	0	0	-	0	0
Nov 16		Hst	L	p	1	14	14.0	14	0
Nov 23		Sea	L	p	0	0	-	0	0
Nov 30		Jax	L	IA					
Dec 7	@	Cle	W	p	0	0	-	0	0
Dec 14	@	SF	L	p	0	0	-	0	0
Dec 21		KC							
Dec 28		NO							
Jan 3/4	@	Jax							
Totals			**2-12**	**7/0**	**1**	**14**	**14.0**	**14**	**0**

MASON KINSEY'S NFL STATISTICS

REGULAR SEASON				RECEIVING					RUSHING				
Year	**Team**	**GP**	**GS**	**No**	**Yds**	**Avg**	**Lg**	**TD**	**Att**	**Yds**	**Avg**	**Lg**	**TD**
2020	New England				Practice Squad								
2021	Tennessee	1	0	0	0	-	0	0	0	0	-	0	0
2022	Tennessee	2	0	1	3	3.0	3	0	0	0	-	0	0
2023	Tennessee	6	0	1	6	6.0	6	0	0	0	-	0	0
2024	Tennessee	6	0	2	17	8.5	11	0	0	0	-	0	0
2025	Tennessee	7	0	1	14	14.0	14	0	0	0	-	0	0
NFL Totals		**22**	**0**	**5**	**40**	**8.0**	**14**	**0**	**0**	**0**	**-**	**0**	**0**

REGULAR SEASON		PUNT RETURNS						KICKOFF RETURNS				
Year	**Team**	**No**	**FC**	**Yds**	**Avg**	**Lg**	**TD**	**No**	**Yds**	**Avg**	**Lg**	**TD**
2020	New England				Practice Squad							
2021	Tennessee	0	1	0	-	0	0	0	0	-	0	0
2022	Tennessee	2	3	0	0.0	0	0	0	0	-	0	0
2023	Tennessee	11	6	100	9.1	21	0	0	0	-	0	0
2024	Tennessee	6	5	38	6.3	9	0	0	0	-	0	0
2025	Tennessee	1	0	1	1.0	1	0	0	0	-	0	0
NFL Totals		**20**	**15**	**139**	**7.0**	**21**	**0**	**0**	**0**	**-**	**0**	**0**

Single-Game Highs

Receptions - **1 (Five times, last vs. Houston 11/16/25)**
Receiving Yards - **14 vs. Houston (11/16/25)**
Long Reception - **14 vs. Houston (11/16/25)**
Punt Returns - 4 vs. Houston (12/17/23)
Punt Return Yards - 37 vs. Cincinnati (10/1/23)
Punt Return Long - 21 vs. Cincinnati (10/1/23)

Additional Statistics

Special Teams Tackles - **3 (2025)**
Special Teams Fumble Recovery - 1 (2022)

55 JC LATHAM

TACKLE • 6'6" • 342 LBS
COLLEGE: ALABAMA • ACQUIRED: 1ST ROUND - 2024
NFL EXPERIENCE (NFL/TITANS): 2/2 • HOMETOWN: OAK CREEK, WIS.
GAMES PLAYED/GAMES STARTED: 27/27 (PLAYOFFS: 0/0)

PRO: The Titans selected Alabama's JC Latham with the seventh overall pick in the 2024 NFL Draft. The 6-foot-6-inch, 342-pound offensive lineman brings elite power, playing strength and violent hands to his position. In his rookie season, Latham was just the fourth Titans rookie offensive lineman since 1999 to start every game. A two-year college starter at right tackle, Latham is expected to make the transition back to the right side after playing left tackle as a rookie. A native of Oak Creek, Wis., Latham ended his Crimson Tide career with 27 consecutive starts at right tackle.

CAREER HIGHLIGHTS:
• In 2024, Latham became the first Titans rookie to start at left tackle in Week 1 since Michael Roos in 2005.
• In 27 starts at Alabama, Latham allowed only four sacks during his collegiate career while tallying 60 knockdown blocks.

TITANS TIDBITS:
• Ahead of his second NFL season, Latham has lost 33 pounds, aiming to play closer to 325 pounds in 2025. He has changed his diet and credited his new regiment with feeling stronger and faster during the Titans' offseason program.
• Prior to his junior year of high school, Latham enrolled at IMG Academy intending to play defensive line, but injuries to three teammates forced him to move to offensive line two weeks before the start of his junior season.
• Latham's ideal festival lineup would be NBA YoungBoy, Lil Baby and Drake.
• Latham enjoys playing video games in his free time including Madden, NBA 2K and Call of Duty.

CAREER TRANSACTIONS:
• The Oak Creek, Wis., native was selected by the Titans in the first round (seventh overall) of the 2024 NFL Draft.

SEASON RECAPS:
2025 (10/10):
• At Denver (9/7), made his first career NFL start as a right tackle.
• Against L.A. Rams (9/14), was inactive.
• Against Indianapolis (9/21), was inactive.
• At Houston (9/28), was inactive.
• At Arizona (10/5), was inactive.
• At Las Vegas (10/12), returned to the lineup as the starter at right tackle.
• Against New England (10/19), started at right tackle.
• At Indianapolis (10/26), started at right tackle.
• Against L.A. Chargers (11/2), started at right tackle.
• Against Houston (11/16), started at right tackle.
• Against Seattle (11/23), started at right tackle and blocked for an offensive unit that amassed 296 total yards against a stingy Seahawks defense.
• Against Jacksonville (11/30), started at right tackle.
• At Cleveland (12/7), started at right tackle and opened holes for Titans' ball carriers to gain 184 rushing yards, including a career-high 161 yards on the ground by Tony Pollard. Part of an offensive front that allowed just one sack on 28 pass attempts.
• At San Francisco (12/14), started at right tackle and was a part of an offensive front that did not allow a sack on 29 pass attempts. Helped open holes for a rushing attack that amassed 136 yards on the ground on 20 carries, including 104 yards from Tony Pollard.

2024 (17/17): Finished the season with 17 starts, becoming only the fourth rookie offensive linemen in the "Titans era" (1999–present) to start every game. Did not miss an offensive snap during his rookie season. Led all rookie offensive linemen and ranked third among all rookies with 1,032 offensive snaps in 2024. Hauled in one reception for zero yards. Made his NFL debut at Chicago (9/8/24).
• At Chicago (9/8), started at left tackle in his first career NFL contest and helped open holes for Titans' ball carriers to gain 140 rushing yards on 26 carries with a touchdown. Became the first Titans rookie to start at left tackle in Week 1 since Michael Roos in 2005.
• At Miami (9/30), started at left tackle and cleared the way for Titans' rushers to gain 142 yards on the ground with a pair of rushing scores.
• Against Indianapolis (10/13), started at left tackle and was a member of an offensive front that did not allow a sack on 27 pass attempts.
• Against New England (11/3), started at left tackle and helped pave the way for Titans' ball carriers to amass 167 yards on the ground.
• Against Minnesota (11/17), started at left tackle. Started for the 10th consecutive game, becoming the franchise's seventh rookie offensive lineman since 1980 to log starts in each of the team's first 10 contests.
• At Houston (11/24), started at left tackle and blocked for an offense that amassed 369 total yards, including 132 yards on the ground.

COLLEGE:
• Latham played in 41 games with 27 consecutive starts at right tackle for Alabama over three seasons (2021-23). He was selected as a second-team All-American his junior season as well as All-SEC first team. Began his collegiate career as a key reserve before earning the starting right tackle role.
• As a junior (2023), selected as a second team All-American and first-team All-SEC after starting all 13 games at right tackle. He recorded 41 knockdown blocks across 813 snaps for an average of 3.2 per contest. Allowed just two sacks in 408 pass sets. Was selected as the SEC Offensive Lineman of the Week following his play against Arkansas which saw him open holes for 177 rushing yards and 238 yards through the air, while not allowing a single sack, pressure or quarterback hit.
• As a sohpomore (2022), started all 13 games at right tackle and recorded 29 knockdown blocks on the year. Was part of a line that blocked for the No. 4 scoring offensive (41.1 ppg), No. 11 total offense (477.1 ypg), No. 19 passing offense (281.6 ypg) and the No. 36 rushing attack (195.5 ypg).
• As a true freshman (2021), appeared in 14 games as a key reserve for the Alabama offensive front as a right guard. Saw significant action on the Crimson Tide's PAT and field goal units on special teams.
• Graduated with a degree in communications for the University of Alabama in 2024.

PERSONAL:
• Finished his high school career as the nation's top-ranked offensive lineman by all major outlets. Was a unanimous five-star prospect, the nation's No. 2 prospect overall and the No. 1 offensive lineman on the 247Composite. Garnered offers from nearly every major program including Louisiana State, Notre Dame, Ohio State and Wisconsin before committing to Alabama.
• Began his high school career at Catholic Memorial (Oak Creak, Wis.) where he was primarily a defensive lineman, helping the Crusaders to a 13-1 record and the Wisconsin Division 2 state championship as a sophomore.

• Started practicing on the offensive line during the playoff run and got his first game action at offensive tackle during a historic come from behind win in the title game after trailing 24-0 in the second half.
• Transferred to IMG Academy for his final two years of high school where he earned the starting job at left tackle his junior year. As a senior, he was named first team All-State and Under Armour All-American.
• Follow Latham on X at @TKJaayy, on Instagram at @t.k.jay and on Tiktok at @tkjaayyy.
• Born Jerome C. Latham on Feb. 8, 2003 in Meridian, Miss.

JC LATHAM'S NFL STATISTICS

REGULAR SEASON

Year	Team	GP	GS
2024	Tennessee	17	17
2025	Tennessee	10	10
NFL Totals		**27**	**27**

Starts Breakdown:
2024 - LT 17; 2025 - RT 10

Additional Statistics:
Fumble Recoveries - 3 (2024), **1 (2025)**
Receptions - 1 for 0 yards (2024)

62 COREY LEVIN

CENTER/GUARD • 6'4" • 307 LBS
COLLEGE: CHATTANOOGA • ACQUIRED: WAIVERS (NYJ) - 2021
NFL EXPERIENCE (NFL/TITANS): 7/7 • HOMETOWN: DACULA, GA.
GAMES PLAYED/GAMES STARTED: 85/7 (PLAYOFFS: 1/0)

PRO: The Titans originally selected Corey Levin in the sixth round (217th overall) of the 2017 NFL Draft. He re-joined the Titans in 2021 after being claimed off waivers from the N.Y. Jets. The 6-foot-4-inch, 307-pounder has the versatility to play along the offensive line at both guard and center. A native of Dacula, Ga., Levin has appeared in 71 games during his six season with the Titans and has also spent time with the Denver Broncos, Chicago Bears and New England Patriots.

CAREER HIGHLIGHTS:
• In 2022, Levin appeared in all 17 games for the first time in his career and started the final three contests at center.

TITANS TIDBITS:
• Levin is the first member of his immediate family to graduate from college.
• A multi-sport athlete in high school, Levin also competed in baseball as a pitcher and third baseman.
• A four-year starter at Chattanooga, Levin first began playing football at age five.

CAREER TRANSACTIONS:
• The Dacula, Ga., native was selected by the Titans in the sixth round (217th overall) of the 2017 NFL Draft.
• Waived by the Titans on Aug. 31, 2019.
• Claimed off waivers by the Denver Broncos on Sept. 1, 2019.
• Waived by the Broncos on Sept. 14, 2019 and signed to the team's practice squad three days later.
• Signed by the Chicago Bears to their active roster from the Broncos' practice squad on Nov. 30, 2019.
• Released by the Bears on Sept. 3, 2020.
• Signed by the New England Patriots to their practice squad on Sept. 9, 2020.
• Released by the Patriots from their practice squad on Sept. 11, 2020.
• Signed by the N.Y. Jets as a free agent on April 8, 2021.
• Released by the Jets on Aug. 30, 2021.
• Claimed off waivers by the Titans on Sept. 1, 2021.
• Released by the Titans on Sept. 6, 2021 and signed to the team's practice squad two days later.
• Signed by the Titans to their active roster from the practice squad on Oct. 8, 2021.
• Released by the Titans on March 21, 2022.
• Signed by the Titans as a free agent on March 22, 2022.
• Signed by the Titans as a free agent on April 1, 2023.
• Released by the Titans on Aug. 30, 2023 and resigned by the team a day later.
• Signed by the Titans as a free agent on July 25, 2024.
• Released by the Titans on Aug. 27, 2024 and signed to the team's practice squad a day later.
• Activated from the practice squad to the active roster standard elevation on Nov. 2, 2024.
• Activated from the practice squad to the active roster standard elevation on Nov. 9, 2024.
• Signed by the Titans to their active roster from the practice squad on Nov. 16, 2024.
• Released by the Titans on Aug. 27, 2025 and signed to the team's practice squad a day later.
• Activated from the practice squad to the active roster standard elevation on Sept. 6, 2025.
• Signed by the Titans to their active roster from the practice squad on Sept. 13, 2025.

SEASON RECAPS:
2025 (14/2 - Tennessee):
• At Denver (9/7), saw action as a reserve on the offensive front and on special teams.
• Against L.A. Rams (9/14), played as a reserve on special teams.
• Against Indianapolis (9/21), saw action as a reserve on special teams.
• At Houston (9/28), appeared as a reserve on special teams in his 75th career regular season contest.
• At Arizona (10/5), played as a reserve as a jumbo tight end in short-yardage situations and on special teams.
• At Las Vegas (10/12), saw action as a reserve as an extra tight end.
• Against New England (10/19), played as a reserve on special teams and limited snaps as an extra tight end.
• At Indianapolis (10/26), saw action as a reserve on special teams.
• Against L.A. Chargers (11/2), played as a reserve as an extra tight end and on special teams.
• Against Houston (11/16), saw action as a reserve as an extra tight end and on special teams.
• Against Seattle (11/23), entered the game as a reserve at center in the fourth quarter after Lloyd Cushenberry III left the contest with an injury.
• Against Jacksonville (11/30), made his first start of the season at center.
• At Cleveland (12/7), started at center and opened holes for Titans' ball carriers to gain 184 rushing yards, including a career-high 161 yards on the ground by Tony Pollard. Part of an offensive front that allowed just one sack on 28 pass attempts.
• At San Francisco (12/14), played as a reserve at right guard after Kevin Zeitler left the game with an injury early in the fourth quarter.

2024 (10/1 - Tennessee): Played in 10 games with one start at center. Spent the first seven games of the season on the team's practice squad.
• Against New England (11/3), saw signicant action as a reserve at center after Lloyd Cushenberry III left the game with an injury in the third quarter and helped pave the way for Titans' ball carriers to amass 167 yards on the ground.
• At Indianapolis (12/22), saw action as a reserve at center after Dillon Radunz left the game with an injury.
• At Jacksonville (12/29), made his first start of the season at center.
• Against Houston (1/5), played as a reserve on special teams.

2023 (16/0 - Tennessee): Saw action as a reserve in 16 games. Did not play in the regular season opener.
• In London, against Baltimore (10/15), played as a reserve on special teams in his 50th career regular season game.
• At Pittsburgh (11/2), saw limited action as a reserve at left guard after Peter Skoronski left the game with an injury in the second quarter.
• Against Seattle (12/24), played as a reserve on special teams and registered a fair catch on kickoff return.
• At Houston (12/31), saw action as a reserve on special teams.
• Against Jacksonville (1/7), played as a reserve on special teams.

2022 (17/3 - Tennessee): Saw action in all 17 games while starting the final three contests at center.
• At Buffalo (9/19), saw significant action as a reserve at center in the second half.

• At L.A. Chargers (12/18), saw action as a reserve at right guard after Nate Davis left the game with an injury.
• Against Houston (12/24), started at center for the first time in his career and blocked for Derrick Henry to rush for 126 yards on 23 carries with a touchdown.
• Against Dallas (12/29), started at center.
• At Jacksonville (1/7), started at center and helped open holes for Derrick Henry to amass 109 rushing yards.

2021 (12/0, 1/0 - Tennessee): Saw action as a reserve in 12 games. Spent the first four weeks of the season on the team's practice squad. Dressed but did not play in one game. Played as a reserve in the postseason contest.
• At Jacksonville (10/10), entered the game at left guard in the third quarter after Rodger Saffold left the contest with an injury.
• Against Houston (11/21), saw limited action as a reserve on special teams and one snap as an extra tight end.
• At New England (11/28), played as a reserve at center for the final series.
• Against Cincinnati (1/22), made his postseason debut as a reserve on special teams.

2020 (0/0 - New England): Spent two days on the Patriots' practice squad.

2019 (0/0 - Denver; 0/0 - Chicago): Was inactive for the regular season opener with the Broncos and then spent the next 10 weeks on the team's practice squad. Signed by the Bears to their active roster from the Broncos' practice squad. Was inactive for three contests and did not play in the regular season finale for the Bears.

2018 (16/1 - Tennessee): Played in all 16 games with a start at left guard. Saw action in his first career NFL game at Miami (9/9/18). Made his first career NFL start at L.A. Chargers in London (10/21/18).
• At Miami (9/9), made his NFL debut as a reserve on special teams.
• At Jacksonville (9/23), saw action as a reserve for two snaps at left guard when Quinton Spain left the game briefly.
• Against Baltimore (10/14), entered the game as a reserve at left guard after Quinton Spain left the contest in the third quarter with an injury.
• At Los Angeles Chargers in London (10/21), made his first career NFL start at left guard and helped block for Titans' ball carriers to gain 164 yards on the ground.
• Against N.Y. Jets (12/2), entered the game at the start of the third quarter at center.
• Against Jacksonville (12/6), played limited snaps as a reserve at center.
• Against Washington (12/22), played limited snaps as an extra offensive lineman and on special teams.
• Against Indianapolis (12/30), entered the game late in the fourth quarter at left guard after Quinton Spain left the contest with an injury.

2017 (0/0, 0/0 - Tennessee): Did not play in two games and was inactive for 14 contests. Was inactive for both postseason games.

COLLEGE:
• In four seasons at Chattanooga (2013-16), Levin appeared in 52 career games with 51 starts, 45 of which were consecutive. A three-year starter on the offensive line, Levin proved his versatility making starts at left guard and at both left and right tackle. Three of Chattanooga's top five rushing totals in school history came with Levin starting on the offensive line, and he is one of only five three-time All-Americans in school history.
• As a senior (2016), started all 13 games with 12 coming at left guard and one at right tackle. Named first-team All-American by the American Football Coaches Association and earned second-team All-American honors from the Associated Press. Also named first team All-SoCon by the league's coaches and media for the second consecutive year.
• As a junior (2015), started all 13 games with seven starts at left tackle and six at left guard. Named first-team All-American by the AFCA and second-team All-American by the Associated Press. Earned the Jacobs Blocking Award for the second consecutive year and became the first player in Chattanooga history to win that honor twice.
• As a sophomore (2014), started all 14 games with three starts at left tackle and 11 at left guard. Earned the Jacobs Blocking Award given to the top offensive lineman in the Southern Conference and was the first Moc to win the award since 1983. Named first-team All-SoCon by the league's coaches and media and earned third-team All-American honors by Sports Network.
• As a redshirt freshman (2013), appeared in all 12 games with 11 starts at left tackle. Named to the Southern Conference All-Freshman Team as well as the College Sports Journal FCS National All-Freshman Second Team.
• As a freshman (2012), redshirted.
• Graduated from Chattanooga in December 2016 with a degree in exercise science.

PERSONAL:
• Attended Dacula (Ga.) High School where he was named team captain and made the Gwinnett County All-Star team.
• Son of Grant and Linda Levin.
• Has three older sisters, Jennifer, Heather and Tiffany.
• His late father, Grant, played golf at Florida International.
• List of favorites: (TV shows) "Shameless" and "True Detective: Season 1"; (movie) "Varsity Blues"; (musician) Travis Scott; (athlete as a child) Ed Reed; and (food) pizza.
• Follow Levin on Twitter and Instagram at @Coreylevin62.
• Born Corey Michael Levin on Aug. 12, 1994 in Dacula, Ga.

COREY LEVIN'S NFL STATISTICS

REGULAR SEASON

Year	Team	GP	GS
2017	Tennessee	0	0
2018	Tennessee	16	1
2019	DEN/CHI	0	0
2020	New England	Prac Squad	
2021	Tennessee	12	0
2022	Tennessee	17	3
2023	Tennessee	16	0
2024	Tennessee	10	1
2025	Tennessee	14	2
NFL Totals		**85**	**7**

PLAYOFFS

Year	Team	GP	GS
2017	Tennessee	0	0
2021	Tennessee	1	0
NFL Totals		**1**	**0**

Starts Breakdown:
2018 - LG 1; 2022 - C 3; 2024 - C 1; 2025 - C 2

Additional Career Statistics
Misc. Tackles - 1 (2018), 1 (2022)

97 JAMES LYNCH

DEFENSIVE LINEMAN • 6'4" • 295 LBS
COLLEGE: BAYLOR • ACQUIRED: FREE AGENT - 2024
NFL EXPERIENCE (NFL/TITANS): 6/2 • HOMETOWN: ROUND ROCK, TEXAS
GAMES PLAYED/GAMES STARTED: 68/4 (PLAYOFFS: 1/0)

PRO: The Titans signed James Lynch prior to the start of the 2024 season to bring depth to the defensive line. The 6-foot-4-inch, 295-pounder originally entered the league as a fourth-round draft pick of the Minnesota Vikings in 2020. He played in 37 games with three starts during his first three seasons in Minnesota (2020-22), totaling 53 tackles, four tackles for loss and two sacks. The Baylor product missed the entire 2023 campaign after suffering a season-ending during training camp. During his first season with the Titans, Lynch appeared in a career-high 17 games.

TITANS TIDBITS:
• While participating in the 2020 NFL Combine, Lynch partnered with Uplifting Athletes to raise money for the rare disease community.
• Lynch's middle name, Husker, was given to him by his father Tim who played linebacker at Nebraska.

CAREER TRANSACTIONS:
• The Round Rock, Texas, native was selected by the Minnesota Vikings in the fourth round (130th overall) of the 2020 NFL Draft.
• Released by the Vikings on Aug. 27, 2024.
• Signed by the Titans to their practice squad on Aug. 29, 2024.
• Activated from the practice squad to the active roster standard elevation on Sept. 7, 2024.
• Signed by the Titans to the active roster from the practice squad on Sept. 11, 2024.

SEASON RECAPS:
2025 (14/1 - Tennessee): Has tied for the team lead in quarterback pressures once in 2025 (at IND).
• At Denver (9/7), saw action as a reserve on the defensive front and tallied two tackles.
• Against L.A. Rams (9/14), played as a reserve at defensive tackle and posted a tackle with a quarterback pressure.
• Against Indianapolis (9/21), started on the defensive front and notched two tackles.
• At Houston (9/28), played as a reserve at defensive end and collected a tackle.
• At Arizona (10/5), saw action as a reserve on the defensive line and registered two tackles. Teamed with Cedric Gray to stop Michael Carter for no gain on a rush in the second quarter.
• At Las Vegas (10/12), played as a reserve on the defensive front and totaled a tackle.
• Against New England (10/19), saw action as a reserve at defensive end and recorded three tackles, including a stop for loss and a quarterback pressure. Stonewalled Rhamondre Stevenson for a one-yard loss on a rush in the third quarter. Two plays later, stuffed Stevenson for no gain on a carry up the middle.
• At Indianapolis (10/26), played as a reserve at defensive tackle and tallied a tackle with two quarterback pressures.
• Against L.A. Chargers (11/2), saw action as a reserve at defensive tackle and posted three tackles with three quarterback pressures. Stuffed Kimani Vidal for no gain on a rush in the fourth quarter.
• Against Houston (11/16), played as a reserve at defensive tackle and collected a tackle.
• Against Seattle (11/23), saw action as a reserve at defensive tackle and notched a quarterback pressure.
• Against Jacksonville (11/30), played as a reserve at defensive tackle and registered a tackle with a pass defensed. Batted down a pass at the line of scrimmage that was intended for Quintin Morris in the third quarter.
• At Cleveland (12/7), saw action as a reserve at defensive tackle and amassed two tackles.
• At San Francisco (12/14), played as a reserve on the defensive front and posted a tackle.

2024 (17/0 - Tennessee): Saw action as a reserve in all 17 games in his first season with the Titans and posted 20 tackles, a sack, four quarterback pressures, two stops for loss and two passes defensed. Tied for the team lead in sacks once in 2024 (at JAX). Tied for the team lead in passes defensed once in 2024 (at WAS).
• At Chicago (9/8), made his Titans debut as a reserve on the defensive front and posted a quarterback pressure.
• At Miami (9/30), played as a reserve at defensive end and totaled four tackles. Combined with Kenneth Murray Jr. to stop Jaylen Wright for no gain on a rush off right end late in the third quarter. Halted a Miami drive by teaming with Ernest Jones IV to stuff De'Von Achane for a one-yard loss on a fourth-and-one rush off right tackle in the final stanza.
• At Buffalo (10/20), played as a reserve on the defensive line and recorded two tackles, including a stop for loss. Dropped James Cook for a four-yard loss on a rush off left tackle late in the third quarter.
• Against New England (11/3), played as a reserve on the defensive front and totaled a tackle, a quarterback pressure and a pass defensed. Batted down a pass intended for Kayshon Boutte in the second stanza.
• Against Minnesota (11/17), saw action as a reserve on the defensive line and tallied a tackle. Teamed with Amani Hooker to stuff Aaron Jones for no gain on a third-and-goal rush in the second quarter.
• At Washington (12/1), played as a reserve at defensive tackle and recorded two tackles with a pass defensed. Batted down a pass at the line of scrimmage that was intended for Zach Ertz in the second stanza.
• Against Jacksonville (12/8), saw action as a reserve on the defensive front in his 50th career regular season contest.
• At Jacksonville (12/29), played as a reserve on the defensive front and totaled a sack with a quarterback pressure. Halted a Jaguars' drive by sacking Mac Jones on third-and-eight late in the first quarter.
• Against Houston (1/5), saw action as a reserve at defensive end and recorded four tackles.

2023 (0/0 - Minnesota): Spent the entire season on injured reserve after suffering an injury during training camp.

2022 (15/2, 1/0 - Minnesota): Appeared in 15 games with two starts and collected 20 tackles and a tackle for loss. Also saw action as a reserve in the postseason contest.
• At Buffalo (11/13), tied a career-high with five tackles.
• Against NY Giants (1/15), recorded a tackle in his playoff debut.

2021 (13/1 - Minnesota): Saw action in 13 games with one start. Set a career-high with 30 tackles. Was inactive for the first four games of the season. Recorded his first start against San Francisco (11/28).
• At Carolina (10/17), recorded two tackles and a sack, bringing down Sam Darnold for an eight-yard loss.
• Against San Francisco (11/28), made his first start at defensive tackle and collected five tackles.

2020 (9/0 - Minnesota): Played in nine games as a rookie, recording two tackles and a sack. Was inactive for six contests, including the first for games of the season. Did not play in another contest. Made his NFL debut at Seattle (10/11) on Sunday Night Football.
• Against Seattle (10/11), registered two tackles and one sack, corralling

Russell Wilson for an eight-yard loss.

COLLEGE:

• After a three-year career at Baylor, Lynch left as the school's all-time sack leader, racking up 23 sacks in 38 games. Lynch helped revitalize the program and culminated his career by being named Consensus All-American as a junior in 2019. He posted 101 tackles, 33.5 tackles for loss, seven passes defensed, three forced fumbles, three fumble recoveries and three blocked kicks.

• As a junior (2019), started all 14 games at defensive end. Led the team with 13.5 sacks. Added 41 tackles, five passes defensed, three forced fumbles and 13 quarterback hurries. Also blocked three kicks and finished with 13.5 tackles for loss, good for third-most in school history for a single season. Earned Big 12 Defenisve Player of the Year honors and was named first team All-American.

• As a sophomore (2018), started started all 13 games and totaled 40 tackles, nine tackles for loss, two passes defensed and a team-leading 5.5 sacks. Was an All-Big 12 first team selection by the Associated Press and Tribune-Herald and an Academic All-Big 12 second-team honoree.

• As a freshman (2017), played in 11 games as a defensive tackle and racked up 20 tackles, five tackles for loss, one fumble. Led all conference freshman with three sacks.

• Majored in pre-business at Baylor.

PERSONAL:

• Attended Round Rock (Texas) High School and was rated the nation's 31st-best defenisve tackle prospect in the 2017 recruiting class by 247Sports.com. Was also ranked the No. 50 recruit in the state of Texas.

• As a senior (2016), was named District 13-6A Defensive Lineman of the Year for the second straight year and led Round Rock to the D1 playoffs after an eight sack season.

• As a junior (2015), totaled 41 tackles and six sacks and earned District 13-6A Defensive Lineman of the Year honors. Also earned second-team All-Central Texas by AP.

• As a sophomore (2014), earned 2014 All-District 13-6A second-team honors.

• Son of Tim and Sherri Lynch. His brother, Dustin, played at Texas State.

• Follow Lynch on X at @JamesHusker38 and on Instagram at @james_husker38.

• Born James Husker Lynch on Jan. 20, 1999 in Round Rock, Texas.

JAMES LYNCH'S GAME-BY-GAME

2020 Minnesota Vikings

Date	Opp	W/L	P/S	Tot	Solo	Asst	Sk	- Yds	QBP	TFL	Int	- Yds	-TD	PD	FF	FR	- Yds	SpT
Sept 13	GB	L	IA															
Sept 20	@ Ind	L	IA															
Sept 27	Tenn	L	IA															
Oct 4	@ Hst	W	IA															
Oct 11	@ Sea	L	p	1	1	0	1.0	8.0	1	1	0	0	0	0	0	0	0	0
Oct 18	Atl	L	p	0	0	0	0.0	0.0	0	0	0	0	0	0	0	0	0	0
Nov 1	GB	W	p	0	0	0	0.0	0.0	0	0	0	0	0	0	0	0	0	0
Nov 8	Det	W	IA															
Nov 16	@ Chi	W	IA															
Nov 22	Dal	L	p	1	1	0	0.0	0.0	0	0	0	0	0	0	0	0	0	0
Nov 29	Car	W	p	0	0	0	0.0	0.0	0	0	0	0	0	0	0	0	0	0
Dec 6	Jax	W	DNP	0	0	0	0.0	0.0	0	0	0	0	0	0	0	0	0	0
Dec 13	@ TB	L	p	1	0	1	0.0	0.0	0	0	0	0	0	0	0	0	0	0
Dec 20	Chi	L	p	0	0	0	0.0	0.0	0	0	0	0	0	0	0	0	0	0
Dec 25	@ NO	L	p	0	0	0	0.0	0.0	0	0	0	0	0	0	0	0	0	0
Jan 3	@ Det	W	p	0	0	0	0.0	0.0	0	0	0	0	0	0	0	0	0	0
Totals		**7-9**	**9/0**	**3**	**2**	**1**	**1.0**	**8.0**	**1**	**1**	**0**	**0**	**0**	**0**	**0**	**0**	**0**	**0**

2021 Minnesota Vikings

Date	Opp	W/L	P/S	Tot	Solo	Asst	Sk	- Yds	QBP	TFL	Int	- Yds	-TD	PD	FF	FR	- Yds	SpT
Sept 12	@ Cin	L	IA															
Sept 19	@ Ari	L	IA															
Sept 26	Sea	W	IA															
Oct 3	Cle	L	IA															
Oct 10	Det	W	p	2	1	1	0.0	0.0	0	0	0	0	0	0	0	1	0	0
Oct 17	@ Car	W	p	2	1	1	1.0	8.0	1	1	0	0	0	0	0	0	0	0
Oct 31	Dal	L	p	0	0	0	0.0	0.0	1	0	0	0	0	0	0	0	0	0
Nov 7	@ Bal	L	p	3	1	2	0.0	0.0	0	0	0	0	0	0	0	0	0	0
Nov 14	@ LAC	W	p	4	3	1	0.0	0.0	0	0	0	0	0	0	0	0	0	0
Nov 21	GB	W	p	2	2	0	0.0	0.0	0	0	0	0	0	0	0	0	0	0
Nov 28	@ SF	L	S	5	3	2	0.0	0.0	0	0	0	0	0	0	0	0	0	0
Dec 5	@ Det	L	p	0	0	0	0.0	0.0	0	0	0	0	0	0	0	0	0	0
Dec 9	vs Pit	W	p	2	1	1	0.0	0.0	1	0	0	0	0	0	0	0	0	0
Dec 20	Chi	W	p	3	2	1	0.0	0.0	0	0	0	0	0	0	0	0	0	0
Dec 26	LAR	L	p	1	1	0	0.0	0.0	0	0	0	0	0	0	0	0	0	0
Jan 2	@ GB	L	p	4	3	1	0.0	0.0	0	1	0	0	0	0	0	0	0	0
Jan 9	Chi	W	p	0	0	0	0.0	0.0	1	0	0	0	0	0	0	0	0	0
Totals		**8-9**	**13/1**	**30**	**18**	**12**	**1.0**	**8.0**	**4**	**2**	**0**	**0**	**0**	**0**	**0**	**1**	**0**	**0**

2022 Minnesota Vikings

Date	Opp	W/L	P/S	Tot	Solo	Asst	Sk	- Yds	QBP	TFL	Int	- Yds	-TD	PD	FF	FR	- Yds	SpT
Sept 11	GB	W	p	1	0	1	0.0	0.0	1	0	0	0	0	0	0	0	0	0
Sept 19	@ Phi	L	p	0	0	0	0.0	0.0	0	0	0	0	0	0	0	0	0	0
Sept 25	Det	W	p	1	0	1	0.0	0.0	0	0	0	0	0	0	0	0	0	0
Oct 2	@ NO	W	p	1	0	1	0.0	0.0	0	0	0	0	0	0	0	0	0	0
Oct 9	Chi	W	p	1	1	0	0.0	0.0	0	0	0	0	0	0	0	0	0	0
Oct 16	@ Mia	W	p	1	1	0	0.0	0.0	1	0	0	0	0	0	0	0	0	0
Oct 30	Ari	W	p	1	1	0	0.0	0.0	0	0	0	0	0	0	0	0	0	0
Nov 6	@ Was	W	S	2	1	1	0.0	0.0	0	0	0	0	0	0	0	0	0	0
Nov 13	@ Buf	W	p	5	4	1	0.0	0.0	1	1	0	0	0	0	0	0	0	0
Nov 20	Dal	W	p	1	1	0	0.0	0.0	0	0	0	0	0	0	0	0	0	0
Nov 24	NE	W	S	2	1	1	0.0	0.0	0	0	0	0	0	0	0	0	0	0
Dec 4	NYJ	W	p	1	0	1	0.0	0.0	0	0	0	0	0	0	0	0	0	0
Dec 11	@ Det	L	p	1	1	0	0.0	0.0	0	0	0	0	0	0	0	0	0	0
Dec 17	Ind	W	p	2	0	2	0.0	0.0	1	0	0	0	0	0	0	0	0	0
Dec 24	NYG	W	S	0	0	0	0.0	0.0	0	0	0	0	0	0	0	0	0	0
Jan 1	@ GB	L	IA	4	3	1	0.0	0.0	0	1	0	0	0	0	0	0	0	0
Jan 8	@ Chi	W	IA	0	0	0	0.0	0.0	0	0	0	0	0	0	0	0	0	0
Totals		**13-4**	**15/2**	**20**	**11**	**9**	**0.0**	**0.0**	**4**	**1**	**0**	**0**	**0**	**0**	**0**	**0**	**0**	**0**
Playoffs																		
Jan 15	NYG	L	p	1	0	1	0.0	0	1	0	0	0	0	0	0	0	0	0
Totals		**0-1**	**1/0**	**1**	**0**	**1**	**0.0**	**0**	**1**	**0**	**0**	**0**	**0**	**0**	**0**	**0**	**0**	**0**

2024 Tennessee Titans

Date	Opp	W/L	P/S	Tot	Solo	Asst	Sk	- Yds	QBP	TFL	Int	- Yds	-TD	PD	FF	FR	- Yds	SpT
Sept 8	@ Chi	L	p	0	0	0	0.0	0.0	1	0	0	0	0	0	0	0	0	0
Sept 15	NYJ	L	p	0	0	0	0.0	0.0	1	0	0	0	0	0	0	0	0	0
Sept 22	GB	L	p	0	0	0	0.0	0.0	0	0	0	0	0	0	0	0	0	0
Sept 30	@ Mia	W	p	4	0	4	0.0	0.0	0	0	0	0	0	0	0	0	0	0
Oct 13	Ind	L	p	0	0	0	0.0	0.0	0	0	0	0	0	0	0	0	0	0
Oct 20	@ Buf	L	p	2	1	1	0.0	0.0	0	1	0	0	0	0	0	0	0	0
Oct 27	@ Det	L	p	0	0	0	0.0	0.0	1	0	0	0	0	0	0	0	0	0
Nov 3	NE	W	p	1	0	1	0.0	0.0	1	0	0	0	0	1	0	0	0	0
Nov 10	@ LAC	L	p	0	0	0	0.0	0.0	1	0	0	0	0	0	0	0	0	0
Nov 17	Min	L	p	1	0	1	0.0	0.0	0	0	0	0	0	0	0	0	0	0
Nov 24	@ Hst	W	p	0	0	0	0.0	0.0	1	0	0	0	0	0	0	0	0	0
Dec 1	@ Was	L	p	2	1	1	0.0	0.0	0	0	0	0	0	1	0	0	0	0
Dec 8	Jax	L	p	0	0	0	0.0	0.0	0	0	0	0	0	0	0	0	0	0
Dec 15	Cin	L	p	2	1	1	0.0	0.0	0	0	0	0	0	0	0	0	0	0
Dec 22	@ Ind	L	p	3	0	3	0.0	0.0	0	0	0	0	0	0	0	0	0	0
Dec 29	@ Jax	L	p	1	1	0	1.0	1.0	1	1	0	0	0	0	0	0	0	0
Jan 5	Hst	L	p	4	2	2	0.0	0.0	0	0	0	0	0	0	0	0	0	0
Totals		**3-14**	**17/0**	**20**	**6**	**14**	**1.0**	**1.0**	**4**	**2**	**0**	**0**	**0**	**2**	**0**	**0**	**0**	**0**

2025 Tennessee Titans

Date	Opp	W/L	P/S	Tot	Solo	Asst	Sk	- Yds	QBP	TFL	Int	- Yds	-TD	PD	FF	FR	- Yds	SpT
Sept 7	@ Den	L	p	2	1	1	0.0	0.0	0	0	0	0	0	0	0	0	0	0
Sept 14	LAR	L	p	1	0	1	0.0	0.0	1	0	0	0	0	0	0	0	0	0
Sept 21	Ind	L	S	2	2	0	0.0	0.0	0	0	0	0	0	0	0	0	0	0
Sept 28	@ Hst	L	p	1	0	1	0.0	0.0	0	0	0	0	0	0	0	0	0	0
Oct 5	@ Ari	W	p	2	2	0	0.0	0.0	0	0	0	0	0	0	0	0	0	0
Oct 12	@ LV	L	p	1	1	0	0.0	0.0	0	0	0	0	0	0	0	0	0	0
Oct 19	NE	L	p	3	2	1	0.0	0.0	1	1	0	0	0	0	0	0	0	0
Oct 26	@ Ind	L	p	1	0	1	0.0	0.0	2	0	0	0	0	0	0	0	0	0
Nov 2	LAC	L	p	3	2	1	0.0	0.0	3	0	0	0	0	0	0	0	0	0
Nov 16	Hst	L	p	1	0	1	0.0	0.0	0	0	0	0	0	0	0	0	0	0
Nov 23	Sea	L	p	0	0	0	0.0	0.0	1	0	0	0	0	0	0	0	0	0
Nov 30	Jax	L	p	1	1	0	0.0	0.0	0	0	0	0	0	1	0	0	0	0
Dec 7	@ Cle	W	p	2	2	0	0.0	0.0	0	0	0	0	0	0	0	0	0	0
Dec 14	@ SF	L	p	1	0	1	0.0	0.0	0	0	0	0	0	0	0	0	0	0
Dec 21	KC																	
Dec 28	NO																	
Jan 3/4	@ Jax																	
Totals		**2-12**	**14/1**	**21**	**13**	**8**	**0.0**	**0.0**	**8**	**1**	**0**	**0**	**0**	**1**	**0**	**0**	**0**	**0**

JAMES LYNCH'S NFL STATISTICS

REGULAR SEASON				TACKLES							INTERCEPTIONS					FUMBLES			
Year	**Team**	**GP**	**GS**	**Tot**	**Solo**	**Asst**	**Sk**	**Yds**	**QBP**	**TFL**	**No**	**Yds**	**Lg**	**TD**	**PD**	**FF**	**FR**	**Yds**	**SpT**
2020	Minnesota	9	0	3	2	1	1.0	8.0	1	1	0	0	0	0	0	0	0	0	0
2021	Minnesota	13	1	30	18	12	1.0	8.0	4	2	0	0	0	0	0	0	1	0	0
2022	Minnesota	15	2	20	11	9	0.0	0.0	4	1	0	0	0	0	0	0	0	0	0
2023	Minnesota	0	0					Injured Reserve											
2024	Tennessee	17	0	20	6	14	1.0	1.0	4	2	0	0	0	0	2	0	0	0	0
2025	Tennessee	14	1	21	13	8	0.0	0.0	8	1	0	0	0	0	1	0	0	0	0
NFL Totals		**68**	**4**	**94**	**50**	**44**	**3.0**	**17.0**	**21**	**7**	**0**	**0**	**0**	**0**	**3**	**0**	**1**	**0**	**0**

PLAYOFFS				TACKLES							INTERCEPTIONS					FUMBLES			
Year	**Team**	**GP**	**GS**	**Tot**	**Solo**	**Asst**	**Sk**	**Yds**	**QBP**	**TFL**	**No**	**Yds**	**Lg**	**TD**	**PD**	**FF**	**FR**	**Yds**	**SpT**
2022	Minnesota	1	0	1	0	1	0.0	0.0	0	0	0	0	0	0	0	0	0	0	0
NFL Totals		**1**	**0**	**1**	**0**	**1**	**0.0**	**0.0**	**0**	**0**	**0**	**0**	**0**	**0**	**0**	**0**	**0**	**0**	**0**

Single-Game Highs

Tackles - 5 (Twice, last at Buffalo, 11/13/22)
Tackle for Loss - **1 (Seven times, last vs. New England 10/20/25)**
Sacks - 1 (Three times, last at Jacksonville 12/29/24)
Fumble Recoveries - 1 vs. Detroit (10/10/21)
Passes Defensed - **1 (Three times, last vs. Jacksonville 11/30/25)**

Playoff Single-Game Highs

Tackles - 1 vs. N.Y. Giants (1/15/23)

88 DAVID MARTIN-ROBINSON

TIGHT END • 6'3" • 247 LBS
COLLEGE: TEMPLE • ACQUIRED: FREE AGENT - 2024
NFL EXPERIENCE (NFL TITANS): 2/2 • HOMETOWN: LANCASTER, PA.
GAMES PLAYED/GAMES STARTED: 19/6 (PLAYOFFS: 0/0)

PRO: The Titans signed David Martin-Robinson as a rookie free agent following the 2024 NFL Draft. The 6-foot-3-inch, 247-pounder made the Titans' 53-man roster out of training camp following a stellar preseason that saw him lead the team in receptions and receiving yards. During his rookie season Martin-Robinson saw action in five games with two starts at tight end and recorded one reception for six yards. At Temple, Martin-Robinson caught 94 balls for 1,177 yards with six touchdowns, becoming the third Owls tight end to eclipse 1,000 career receiving yards and first tight end in school history to have 90 career receptions.

TITANS TIDBITS:
• Martin-Robinson spent the 2022 spring break in Rome as part of Temple's Study Abroad program.

CAREER TRANSACTIONS:
• The Lancaster, Pa., native was signed by the Titans as an undrafted free agent on May 10, 2024.

SEASON RECAPS:
2025 (14/4): Tied for second on the team with eight special teams tackles. Has tied for the team lead in special teams tackles twice in 2025 (at IND, vs. LAC).
• At Denver (9/7), finished second on the squad with two special teams tackles on coverage units.
• Against L.A. Rams (9/14), played as a reserve on special teams.
• Against Indianapolis (9/21), saw action as a reserve on special teams.
• At Houston (9/28), played as a reserve on special teams.
• At Arizona (10/5), started as an extra tight end in a jumbo package.
• At Las Vegas (10/12), started at tight end and snared his first career touchdown reception. Grabbed a one-yard touchdown pass from Cam Ward late in the fourth quarter.
• Against New England (10/19), played as a reserve at tight end and on special teams.
• At Indianapolis (10/26), tallied a special teams tackle on coverage units.
• Against L.A. Chargers (11/2), tied for the team lead with two special teams tackles.
• Against Houston (11/16), collected a special teams tackle on coverage units.
• Against Seattle (11/23), started at tight end.
• Against Jacksonville (11/30), registered a special teams tackle on coverage units.
• At Cleveland (12/7), started at tight end and snared a six-yard reception.
• At San Francisco (12/14), posted a special teams tackle on coverage units.

2024 (5/2): Saw action in five games with two starts at tight end as a rookie and recorded one reception for six yards. Registered three special teams tackles. Was inactive for the first 12 games of the season. Tied for the team lead in special teams tackles twice in 2024 (at JAX, vs. HST). Made his NFL debut against Jacksonville (12/8/24).
• Against Jacksonville (12/8), played as a reserve on special teams and at tight end in his first career NFL contest.
• At Indianapolis (12/22), played as a reserve at tight end and snared his first career reception for six yards. Collected a special teams tackle on coverage units.
• At Jacksonville (12/29), made his first career start at tight end. Tied for the team lead with a special teams stop on coverage units.
• Against Houston (1/5), started at tight end. Collected a special teams stop on coverage units.

COLLEGE:
• Appeared in 47 games at tight end over six seasons at Temple (2018-23) and caught 94 balls for 1,177 yards and six touchdowns for the Owls. He became the third Temple tight end to eclipse 1,000 career receiving yards and first tight end in school history to have 90 career receptions.
• As a graduate (2023), appeared in all 12 games, making 40 receptions for 537 yards and four touchdowns. Earned second team All-AAC after leading the team in receptions and tying for the lead in receiving scores.
• As a senior (2022), tallied then career-highs with 33 catches for 366 yards and two touchdowns. Appeared in nine games and was named fourth team All-AAC by Phil Steele.
• As a junior (2021), appeared in five games, totaling 61 yards on four receptions. Lettered after missing time with a injury.
• As a sophomore (2020), appeared in four games and recorded 11 receptions for 147 yards. Named to the AAC All-Academic team.
• As a redshirt freshman (2019), played in a career-high 13 games with six starts and made five catches for 64 yards.
• As a freshman (2018), was one of five freshman to see game action, appearing in four games before eventually redshirting.
• Graduated from Temple with a degree in psychology in February 2023.

PERSONAL:
• Attended Hempfield (Pa.) High School and played wide receiver, running back, linebacker, safety and was a four-time letterwinner and two-time all-conference selection.
• As a senior, scored 11 touchdowns to go with 53 tackles, two interceptions and one forced fumble.
• Also played basketball and participated in track and field.
• Son of Michele Martin and Andre Robinson and has one sister.
• Follow Martin-Robinson on Instagram and X at @DMR717__.
• Born David Martin-Robinson on Dec. 26, 1999 in Lancaster, Pa.

DAVID MARTIN-ROBINSON'S GAME-BY-GAME

2024 Tennessee Titans					RECEIVING				
Date		Opp.	W/L	P/S	No	Yds	Avg	Lg	TD
Sept 8	@	Chi	L	IA					
Sept 15		NYJ	L	IA					
Sept 22		GB	L	IA					
Sept 30	@	Mia	W	IA					
Oct 13		Ind	L	IA					
Oct 20	@	Buf	L	IA					
Oct 27	@	Det	L	IA					
Nov 3		NE	W	IA					
Nov 10	@	LAC	L	IA					
Nov 17		Min	L	IA					
Nov 24	@	Hst	W	IA					
Dec 1	@	Was	L	IA					
Dec 8		Jax	L	p	0	0	-	0	0
Dec 15		Cin	L	p	0	0	-	0	0
Dec 22	@	Ind	L	p	1	6	6.0	6	0
Dec 29	@	Jax	L	S	0	0	-	0	0
Jan 5		Hst	L	S	0	0	-	0	0
Totals			**3-14**	**5/2**	**1**	**6**	**6.0**	**6**	**0**

2025 Tennessee Titans					RECEIVING				
Date		Opp.	W/L	P/S	No	Yds	Avg	Lg	TD
Sept 7	@	Den	L	p	0	0	-	0	0
Sept 14		LAR	L	p	0	0	-	0	0
Sept 21		Ind	L	p	0	0	-	0	0
Sept 28	@	Hst	L	p	0	0	-	0	0
Oct 5	@	Ari	W	S	0	0	-	0	0
Oct 12	@	LV	L	S	1	1	1.0	1t	1
Oct 19		NE	L	p	0	0	-	0	0
Oct 26	@	Ind	L	p	0	0	-	0	0
Nov 2		LAC	L	p	0	0	-	0	0
Nov 16		Hst	L	p	0	0	-	0	0
Nov 23		Sea	L	S	0	0	-	0	0
Nov 30		Jax	L	p	0	0	-	0	0
Dec 7	@	Cle	W	S	1	6	6.0	6	0
Dec 14	@	SF	L	p	0	0	-	0	0
Dec 21		KC							
Dec 28		NO							
Jan 3/4	@	Jax							
Totals			**2-12**	**14/4**	**2**	**7**	**3.5**	**6**	**1**

DAVID MARTIN-ROBINSON'S NFL STATISTICS

REGULAR SEASON				RECEIVING					RUSHING				
Year	**Team**	**GP**	**GS**	**No**	**Yds**	**Avg**	**Lg**	**TD**	**Att**	**Yds**	**Avg**	**Lg**	**TD**
2024	Tennessee	5	2	1	6	6.0	6	0	0	0	-	0	0
2025	Tennessee	14	4	2	7	3.5	6	1	0	0	-	0	0
NFL Totals		**19**	**6**	**3**	**13**	**4.3**	**6**	**1**	**0**	**0**	**-**	**0**	**0**

Single-Game Highs

Receptions - **1 (Three times, last at Cleveland 12/7/25)**
Receiving Yards - **6 (Twice, last at Cleveland 12/7/25)**
Long Reception - **6 (Twice, last at Cleveland 12/7/25)**
Receiving Touchdowns - **1 at Las Vegas (10/12/25)**

Additional Statistics

Special Teams Tackles - 3 (2024), **8 (2025)**
Fumble Recovery - 1 (2024)

54 DORIAN MAUSI

LINEBACKER • 6'1" • 234 LBS
COLLEGE: AUBURN • ACQUIRED: WAIVERS (MIN) - 2025
NFL EXPERIENCE: ROOKIE • HOMETOWN: DETROIT, MICH.
GAMES PLAYED/GAMES STARTED: 14/0 (PLAYOFFS: 0/0)

PRO: The Titans claimed Dorian Mausi off waivers from the Minnesota Vikings during final roster cutdowns prior to the 2025 campaign. The 6-foot-1-inch linebacker is a rangy and athletic player who will look to use his sound tackling ability to find a role on Titans special teams and in the linebacker corps. Mausi played four years at Duke (2020-23) before transferring to Auburn for his final collegiate season.

TITANS TIDBITS:
• Mausi credits the Sound Mind Sound Body Foundation in Detroit for helping him achieve all his athletic goals. SMSB uses sports as a vehicle to connect with students to learn that equal amounts of energy must be applied to both books and ball. The program is dedicated to reducing high school dropout rates while increasing college readiness and scholarship obtainment among students through extracurricular activities.
• As a rising high school senior, Mausi was a lightly recruited player before winning the linebackers MVP at The Opening Regional in Charlotte, N.C. Zero Power Five offers quickly turned into many and Mausi chose to attend Duke University.

CAREER TRANSACTIONS:
• The Detroit, Mich., native was originally signed by the Minnesota Vikings as a rookie free agent on April 26, 2025.
• Waived by the Vikings on Aug. 26, 2025.
• Claimed off waivers by the Titans on Aug. 27, 2025.

SEASON RECAPS:
2025 (14/0 - Tennessee): Tied for second on the team with eight special teams tackles. Has tied for the team lead in special teams tackles four times in 2025 (vs. LAR, at ARZ, at LV, vs. LAC). Made his NFL debut at Denver (9/7).
• At Denver (9/7), played as a reserve on special teams in his first career NFL contest and collected a special teams fumble recovery. Pounced on a Marvin Mims Jr. muffed punt for a fumble recovery at the Broncos' 24-yard line in the final stanza.
• Against L.A. Rams (9/14), posted a special teams tackle on coverage units.
• Against Indianapolis (9/21), notched a special teams tackle on coverage units.
• At Houston (9/28), played as a reserve on special teams.
• At Arizona (10/5), tied for the team lead with two special teams tackles.
• At Las Vegas (10/12), collected a special teams tackle on coverage units.
• Against New England (10/19), saw action as a reserve on special teams.
• At Indianapolis (10/26), played as a reserve on special teams.
• Against L.A. Chargers (11/2), tied for the team lead with two special teams tackles.
• Against Houston (11/16), saw action as a reserve on special teams.
• Against Seattle (11/23), played as a reserve on special teams.
• Against Jacksonville (11/30), saw action as a reserve on special teams.
• At Cleveland (12/7), amassed a special teams stop on coverage units.
• At San Francisco (12/14), saw action as a reserve on special teams.

COLLEGE:
• Played four seasons at Duke (2020-23) before transferring to Auburn for his final season of college football in 2024.
• As a graduate (2024), finished his lone season at Auburn with a team-leading 81 tackles to go along with 9.5 tackles for loss and 2.5 sacks.
• In 44 career games at Duke, posted 193 tackles, including 8.5 for loss, 2.5 sacks, an interception, three passes defensed and a forced fumble.
• As a senior (2023), saw action in 10 games with seven starts and recorded 61 tackles, including 3.5 for stops for loss, a half sack, an interception and a pass defensed.
• As a junior (2022), played in 11 games with six starts and totaled 44 tackles, including a stop for loss and a pass defensed.
• As a sophomore (2021), started 11 of 12 games at linebacker and collected 59 tackles, including two stops for loss, a half sack, a pass defensed and a forced fumble.
• As a true freshman (2020), appeared in all 11 games with three starts at linebacker and compiled 29 tackles, including two stops for loss and 1.5 sacks.
• Graduated from Duke in May of 2024 with a degree in psychology, a minor in sociology and a certificate in innovation and entrepreneurship.

PERSONAL:
• Attended University of Detroit Jesuit High School where he was a team captain and helped the team to two state playoff appearances.
• Was a consensus three-star prospect by ESPN.com, 247Sports.com and Rivals.com.
• During his prep career was named Defensive Player of the Year and was a two-time all-city selection and All-Catholic selection.
• As a senior, was named to the 2019 Detroit Free Press All-State first team after recording 10 sacks and six forced fumbles.
• As a junior, registered 85 tackles.
• Also lettered in basketball.
• Son of Dorian and Joi Mausi.
• Has three siblings - Nadia, Ian and Saumin.
• In 2023 was named a member of the National Football Foundation Hampshire Honor Society.
• Last name is pronounced ma-OOO-see.
• Follow Mausi on X and Instagram at @dorianmausi.
• Born Dorian Mausi on March 5, 2002 in Detroit, Mich.

DORIAN MAUSI'S GAME-BY-GAME

2025 Tennessee Titans

Date	Opp	W/L	P/S	Tot	Solo	Asst	Sk	- Yds	QBP	TFL	Int	- Yds	-TD	PD	FF	FR	- Yds	SpT
Sept 7	@ Den	L	p	0	0	0	0.0	0.0	0	0	0	0	0	0	0	0	0	0
Sept 14	LAR	L	p	0	0	0	0.0	0.0	0	0	0	0	0	0	0	0	0	1
Sept 21	Ind	L	p	0	0	0	0.0	0.0	0	0	0	0	0	0	0	0	0	1
Sept 28	@ Hst	L	p	0	0	0	0.0	0.0	0	0	0	0	0	0	0	0	0	0
Oct 5	@ Ari	W	p	0	0	0	0.0	0.0	0	0	0	0	0	0	0	0	0	2
Oct 12	@ LV	L	p	0	0	0	0.0	0.0	0	0	0	0	0	0	0	0	0	1
Oct 19	NE	L	p	0	0	0	0.0	0.0	0	0	0	0	0	0	0	0	0	0
Oct 26	@ Ind	L	p	0	0	0	0.0	0.0	0	0	0	0	0	0	0	0	0	0
Nov 2	LAC	L	p	0	0	0	0.0	0.0	0	0	0	0	0	0	0	0	0	2
Nov 16	Hst	L	p	0	0	0	0.0	0.0	0	0	0	0	0	0	0	0	0	0
Nov 23	Sea	L	p	0	0	0	0.0	0.0	0	0	0	0	0	0	0	0	0	0
Nov 30	Jax	L	p	0	0	0	0.0	0.0	0	0	0	0	0	0	0	0	0	0
Dec 7	@ Cle	W	p	0	0	0	0.0	0.0	0	0	0	0	0	0	0	0	0	1
Dec 14	@ SF	L	p	0	0	0	0.0	0.0	0	0	0	0	0	0	0	0	0	0
Dec 21	KC																	
Dec 28	NO																	
Jan 3/4	@ Jax																	
Totals		**2-12**	**14/0**	**0**	**0**	**0**	**0.0**	**0.0**	**0**	**0**	**0**	**0**	**0**	**0**	**0**	**0**	**0**	**8**

DORIAN MAUSI'S NFL STATISTICS

REGULAR SEASON				TACKLES							INTERCEPTIONS					FUMBLES			
Year	**Team**	**GP**	**GS**	**Tot**	**Solo**	**Asst**	**Sk**	**Yds**	**QBP**	**TFL**	**No**	**Yds**	**Lg**	**TD**	**PD**	**FF**	**FR**	**Yds**	**SpT**
2025	Tennessee	14	0	0	0	0	0.0	0.0	0	0	0	0	0	0	0	0	0	0	8
NFL Totals		**14**	**0**	**0**	**0**	**0**	**0.0**	**0.0**	**0**	**0**	**0**	**0**	**0**	**0**	**0**	**0**	**0**	**0**	**8**

Single-Game Highs

Tackles -

Special Teams Tackles - **2 (Twice, last vs. L.A. Chargers 11/2/25)**

Additional Statistics

Special Teams Fumble Recovery - **1 at Denver (9/7/25)**

75 DAN MOORE JR.

TACKLE • 6'5" • 315 LBS
COLLEGE: TEXAS A&M • ACQUIRED: UNRESTRICTED FREE AGENT (PIT) - 2025
NFL EXPERIENCE (NFL/TITANS): 5/1 • HOMETOWN: BEAUMONT, TEXAS
GAMES PLAYED/GAMES STARTED: 79/79 (PLAYOFFS: 3/3)

PRO: The Titans signed Dan Moore Jr. during the 2025 offseason to solidify the left tackle position. The 6-foot-5-inch, 315-pounder was selected by the Pittsburgh Steelers in the fourth round of the 2021 NFL Draft and started 66 games at left tackle for the club during his first four NFL campaigns. The Texas A&M product became the first Steelers rookie to start at left tackle since the 1970 AFL-NFL merger.

CAREER HIGHLIGHTS:
• Over the last four seasons (2021-24), Moore Jr. ranks third in the NFL in offensive snaps played by tackles (4,109), trailing only Penei Sewell (4,328) and Jawaan Taylor (4,135).
• In each of Moore's four seasons with the Steelers, running back Najee Harris surpassed 1,000 rushing yards.

TITANS TIDBITS:
• Prior to signing as a free agent with the Titans, Moore Jr. trained with two of his new teammates, Peter Skoronski and JC Latham, in Dallas.

CAREER TRANSACTIONS:
• The Beaumont, Texas, native was selected by the Pittsburgh Steelers in the fourth round (128th overall) of the 2021 NFL Draft.
• Signed by the Titans as an unrestricted free agent on March 13, 2025.

SEASON RECAPS:
2025 (13/13 - Tennessee):
• At Denver (9/7), made his Titans debut as a starter at left tackle.
• Against L.A. Rams (9/14), started at left tackle.
• Against Indianapolis (9/21), started at left tackle.
• At Houston (9/28), started at left tackle.
• At Arizona (10/5), started at left tackle and helped protect for an offense that amassed 327 total yards and scored 16 points in the fourth quarter of a 22-21 comeback victory.
• At Las Vegas (10/12), started at left tackle.
• Against New England (10/19), started at left tackle.
• At Indianapolis (10/26), started at left tackle.
• Against L.A. Chargers (11/2), started at left tackle in his 75th career game.
• Against Houston (11/16), started at left tackle.
• Against Seattle (11/23), started at left tackle and blocked for an offensive unit that amassed 296 total yards against a stingy Seahawks defense. Left the game late in the second quarter with an injury.
• Against Jacksonville (11/30), started at left tackle.
• At Cleveland (12/7), started at left tackle and opened holes for Titans' ball carriers to gain 184 rushing yards, including a career-high 161 yards on the ground by Tony Pollard. Part of an offensive front that allowed just one sack on 28 pass attempts.
• At San Francisco (12/14), was inactive.

2024 (17/17, 1/1 - Pittsburgh): Started all 17 games at left tackle and helped Najee Harris rush for 1,043 yards with six rushing scores. Started at left tackle in the postseason contest.

2023 (16/16, 1/1 - Pittsburgh): Started 16 games at left tackle and played all 951 offensive snaps. Was inactive for one contest. Blocked for Najee Harris to run for 1,000-plus yards on the season, including a season-high 122 yards in Week 17 at Seattle. Helped the Steelers rush offense rank in the top five after Week 9 in rushes (323, 1st), rushing yards (1,452, 2nd), 10-plus yard rushes (39, 4th), first downs by rush (79, 3rd) and rushing touchdowns (13, t-2nd). Started at left tackle in the postseason matchup.

2022 (17/17 - Pittsburgh): Started all 17 regular season games at left tackle while playing all 1,160 offensive snaps. Blocked for Najee Harris to run for 1,000-plus yards for a second consecutive season, including a season-high 111 yards in Week 17 at Baltimore.

2021 (16/16, 1/1 - Pittsburgh): Started all 16 games at left tackle for the Steelers as a rookie and helped open holes for Najee Harris to rush for 1,200 yards. Became one of only two offensive linemen in franchise history to start 16 games their rookie season (Maurkice Pouncey). Was inactive for the regular season finale. Blocked for a 100-yard rusher three times (Week 5 vs. Denver; Week 10 vs. Detroit; Week 17 vs. Cleveland). Started at left tackle in his postseason debut.

COLLEGE:
• Played in 44 games with 37 starts in four seasons at Texas A&M (2017-20). Started at left tackle in the final 36 games of his collegiate career with the Aggies.
• As a senior (2020), named second-team All-SEC after starting all 10 games and logging 691 snaps at left tackle. Was a key part of one of the best offensive lines in the nation as the unit led the SEC in sacks allowed (0.7), tackles for loss allowed (3.8) and yards per carry (5.45). Earned SEC Offensive Lineman of the Week honors for his performance against the Gamecocks.
• As a junior (2019), started 13 games at left tackle for the Aggies.
• As a sophomore (2018), started all 13 games at left tackle, helping the Aggies gain 5,590 total yards on the season. Was given the Sophomore Academic Award at the team's annual banquet.
• As a true freshman (2017), saw action in all eight games, earning a start at right tackle at Florida.
• Majored in finance at Texas A&M.

PERSONAL:
• Attended Beaumont West Brook Senior High School and was rated a three-star recruit by ESPN, PrepStar and Rivals.
• As a senior (2016), named to the PrepStar All-Midlands Region Team
• Rated the No. 73 offensive guard in the nation, No. 150 in the state of Texas and No. 194 in the Midlands Region.
• Follow Moore on X at @bigg_dan65 and on Instagram at @danmooreii.
• Born Dan Moore Jr. on Sept. 28, 1998 in Beaumont, Texas.

DAN MOORE JR.'S NFL STATISTICS

REGULAR SEASON

Year	Team	GP	GS
2021	Pittsburgh	16	16
2022	Pitsburgh	17	17
2023	Pittsburgh	16	16
2024	Pittsburgh	17	17
2025	Tennessee	13	13
NFL Totals		**79**	**79**

PLAYOFFS

Year	Team	GP	GS
2021	Pittsburgh	1	1
2023	Pittsburgh	1	1
2024	Pittsburgh	1	1
NFL Totals		**3**	**3**

Starts Breakdown:

2021 - LT 16 (Playoffs - LT 1); 2022 - LT 17; 2023 - LT 16 (Playoffs - LT 1); 2024 - LT 17 (Playoffs - LT 1); 2025 - LT 13

Additional Career Statistics

Fumble Recoveries - 1 (2023)

Misc. Tackles - **1 (2025)**

67 DREW MOSS

GUARD • 6'3" • 303 LBS
COLLEGE: COLORADO STATE • ACQUIRED: WAIVERS (SF) - 2025
NFL EXPERIENCE (NFL/TITANS): ROOKIE • HOMETOWN: RICHARDSON, TEXAS
GAMES PLAYED/GAMES STARTED: 5/0 (PLAYOFFS: 0/0)

PRO: The Titans claimed Drew Moss off waivers from the San Francisco 49ers midway through the 2025 campaign. The 6-foot-3-inch, 303-pound offensive lineman saw action as a reserve in five games with the 49ers prior to joining the Titans. He started 47 career games for Lamar (2021-22) and Colorado State (2023-24) and has experience lining up at right tackle, in addition to playing guard in college.

CAREER TRANSACTIONS:
• The Richardson, Texas, native was signed by the San Francisco 49ers as a rookie free agent on April 27, 2025.
• Waived by the 49ers on Oct. 29, 2025.
• Claimed off waivers by the Titans on Oct. 30, 2025.

SEASON RECAPS:
2025 (5/0 - San Francisco; 0/0 - Tennessee): Saw action as a reserve in five games with the 49ers. Was inactive for three contests, including the first two games of the season.
• Against Arizona (9/21), made his NFL debut as a reserve on special teams.
• Against L.A. Chargers (11/2), was inactive.
• Against Houston (11/16), was inactive.
• Against Seattle (11/23), was inactive.
• Against Jacksonville (11/30), was inactive.
• At Cleveland (12/7), was inactive.
• At San Francisco (12/14), was inactive.

COLLEGE:
• Started all 47 games he appeared in over four seasons at Colorado State (2023-24) and Lamar (2021-22).
• As a senior (2024), started all 13 games at guard for Colorado State and was a key piece on an offense that ranked fourth in the country in fewest sacks allowed (10). Helped running back Avery Morrow reach 1,000 rushing yards - the first 1,000 yard rusher since the 2017 season.
• As a junior (2023), started all 12 games at guard in his first season with the Rams. Was part of an offensive line that averaged nearly 400 yards of offense per game and allowed just 14 sacks on the season.
• As a sophomore (2022), started all 11 games at right tackle for Lamar.
• As a true freshman (2021), earned the starting nod at right tackle for all 11 games at Lamar.

PERSONAL:
• Attended Richardson (Texas) High School and was a three-year starter on the offensive line
• As a senior (2020), was a first team All-District 7-6A tackle and was selected the District 7-6A Utility Player of the Year. Also garnered first team All-RISD honors.
• As a junior (2019), received All-District and All-Area honors.
• As a sophomore (2018), named a second team All-District selection at guard.
• Was a two-time Academic All-District honoree and an honorable mention Academic All-State selection.
• Was also a standout thrower on the Richardson track and field team.
• Son of Douglas and Regina Moss. Both parents competed collegiately at Rice in swimming (mom) and football (dad).
• Has two siblings, Sam and Hannah.
• Follow Moss on Instagram at @drew.moss03.
• Born Drew Moss on May 21, 2003 in Richardson, Texas.

DREW MOSS' NFL STATISTICS

REGULAR SEASON

Year	Team	GP	GS
2025	San Francisco	5	0
2025	Tennessee	0	0
NFL Totals		**5**	**0**

Starts Breakdown:
2025 -

31 KALEL MULLINGS

RUNNING BACK • 6'2" • 226 LBS
COLLEGE: MICHIGAN • ACQUIRED: 6TH ROUND - 2025
NFL EXPERIENCE (NFL/TITANS): ROOKIE • HOMETOWN: BOSTON, MASS.
GAMES PLAYED/GAMES STARTED: 6/0 (PLAYOFFS: 0/0)

PRO: The Titans selected Kalel Mullings in the sixth round of the 2025 NFL Draft. The 6-foot-2-inch, 226-pounder is a big-bodied back with an innate ability to find holes and get upfield. The Boston, Mass., native played five seasons (2020-24) at the University of Michigan where he began his career as a linebacker before transitioning to running back during his junior year.

CAREER HIGHLIGHTS:
• Mullings experienced a breakout year during his final season at Michigan in 2024. He led the team while setting career bests with 948 rushing yards on 185 carries with 12 touchdowns.
• Was part of the 2023 National Championship team. During the championship game, Mullings gained 21 yards on three carries.

TITANS TIDBITS:
• Mullings was a part of an a cappella group all four years of high school at Milton Academy called the Miltones. He can also play the saxophone.
• Mullings is very passionate about traveling. He has visited South Africa, Portugal, Dubai, Shanghai, Morocco, Costa Rica, Trinidad, France, Spain, Belgium, Jamaica and England and hopes to continue to add to this list.
• During his time at the University of Michigan Business School, Mullings fell in love with real estate and sees it as a chance to help society. "In the country right now, there's many housing crises, people always need housing, homeless people as well, and being able to give back in that way and contribute to society in that way would be a blessing."

CAREER TRANSACTIONS:
• The Boston, Mass., native was selected by the Titans in the sixth round (188th overall) of the 2025 NFL Draft.

SEASON RECAPS:
2025 (6/0): Placed on injured reserve on Sept. 26 and missed seven games before being designated to return on Nov. 22. Made his NFL debut at Denver (9/7).
• At Denver (9/7), saw action as a reserve on special teams in his first career NFL contest.
• Against L.A. Rams (9/14), was inactive.
• Against Indianapolis (9/21), played as a reserve on special teams.
• Against Seattle (11/23), returned to the lineup as a reserve on special teams.
• Against Jacksonville (11/30), played as a reserve at running back and on special teams.
• At Cleveland (12/7), saw action as a reserve on special teams.
• At San Francisco (12/14), played as a reserve at running back and rushed once for three yards with a first down. Posted a special teams tackle on coverage units. Kept the Titans' initial touchdown drive with a three-yard run on third-and-one in the second quarter.

COLLEGE:
• Mullings played five seasons (2020-24) at Michigan. He began his collegiate career as a linebacker and recorded 27 tackles and one pass defensed before transitioning to running back during his junior campaign. He recorded 235 carries for 1,201 yards and 16 touchdowns over his three seasons (2022-24) playing running back. He had a breakout year his final season when he tallied 948 yards on 185 carries with 12 touchdowns.

AS A GRADUATE (2024), appeared in 12 games with four starts at running back. Led the team with 948 yards on 185 carries with 12 touchdowns. Also had six receptions for 35 yards and 74 kickoff return yards. On six occasions, he shared offensive player of the game honors. Was named third team All-Big Ten by the media. Named as the team's Offensive Player of the Year and the co-Bo Schembechler Most Valuable Player.
• Against Fresno State (8/31), led the team with 92 yards on 15 carries. Added 74 yards on three kickoff returns. Shared offensive player of the week honors for his performance.
• Against Arkansas State (9/7), recorded 153 rushing yards on 15 attempts with two touchdowns. Shared offensive player of the week honors for his performance.
• Against Southern California (9/21), posted a career-high 159 rushing yards with two touchdown on 17 carries. Shared offensive player of the week honors for his performance.
• Against Minnesota (9/28), made his first career start in the backfield and netted 111 rushing yards with two touchdowns on 24 carries. Shared offensive player of the week honors for his performance.
• At Illinois (10/19), totaled 87 yards on 19 rushes with one touchdown. Added one reception for eight yards.
• At Indiana (11/9), ran 10 times for 30 yards with one touchdown. Also caught two passes for eight yards.
• Against Northwestern (11/23), scored a career-high three touchdowns, totaling 92 yards on 12 carries. Shared offensive player of the week honors for his performance.
• At Ohio State (11/30), reached 116 yards on the ground on 32 carries with one touchdown. Shared offensive player of the week honors for his performance.

AS A SENIOR (2023), played in 13 games at running back and contributed on special teams. Recorded 36 rushing attempts for 22 yards with one touchdown. Also had two receptions for 32 yards and returned one kickoff 26 yards. Made two tackles on defense.
• Against Rutgers (9/23), had six carries for 40 yards.
• At Nebraska (9/30), totaled 43 yards on five carries including a 20-yard touchdown run. Shared offensive player of the week honors for his performance.
• At Minnesota (10/7), ran eight times for a then career-high 47 yards. Also had a 13-yard reception.
• Against Iowa (12/2), ran three times for 15 yards in the Big Ten Championship. Also played on special teams.
• Against Alabama (1/1), totaled 25 yards with a six-yard rush and a 19-yard catch in the Rose Bowl/CFP Semifinal.
• Against Washington (1/8), gained 21 yards on three carries in the National Championship game victory.

AS A JUNIOR (2022), appeared in 12 games with one start. Contributed as a linebacker in 10 games and as a running back in three. Totaled 12 tackles on defense. Tallied 14 rushing attempts for 31 yards with three touchdowns. Also recorded one punt return for 22 yards and completed one pass.
• Against Colorado State (9/3), made his first collegiate start and recorded two tackles.
• Against Connecticut (9/17), had one tackle and returned a blocked punt 20 yards.
• At Indiana (10/8), tallied three tackles.
• At Ohio State (11/26), saw snaps at linebacker, on special teams and at running back. Rushed once and completed a 15-yard pass to convert a third down.

• Against Purdue (12/3), carried the ball eight times for 26 yards and one touchdown in the Big Ten Championship. Also played as a linebacker and on special teams, making one tackle.
• Against Texas Christian (12/31), recorded five rushing attempts with a goal-line touchdown in the Fiesta Bowl/CFP Semifinal.

AS A SOPHOMORE (2021), appeared in 13 games as a linebacker and tallied 11 tackles.
• Against Western Michigan (9/4), recorded two tackles.
• Against Northern Illinois (9/18), tallied one tackle.
• Against Rutgers (9/25), recorded a career-high six tackles.

AS A FRESHMAN (2020), appeared in six games on special teams and on defense at linebacker. Had one tackle and one pass defensed.
• At Minnesota (10/24), made his college debut and tallied one pass defensed.
• Against Wisconsin (11/14), recorded his first career tackle.
• Graduated from Michigan with a degree in business administration and a minor in real estate in May of 2024.

PERSONAL:
• Attended Milton (Mass.) Academy and selected as a team captain his senior year. Was named Gatorade Player of the Year in the state of Massachusetts.
• Four-star ranking by 247Sports and Rivals.com. Top-rated player in Massachusetts, the 13th-best outside linebacker prospect and the 158th overall prospect in the nation by 247Sports.
• As a senior (2019), gained 371 rushing yards and scored 22 touchdowns. Added 18 receptions for 289 yards and four touchdowns. Additionally, he added two interceptions and two sacks on defense. Led Milton to an 8-1 record and the 2019 league championship.
• Also played basketball and ran track (4x100, 100-meter dash, 200-meter dash and long jump).
• Son of Dale and Calicia Mullings.
• Has one younger brother named Kris.
• Follow Mullings on X and Instagram at @kalelmullings
• Born Kalel Anthony Mullings on Oct. 4, 2002 in Boston, Mass.

KALEL MULLINGS' OFFENSIVE COLLEGE STATISTICS

REGULAR SEASON				RUSHING					RECEIVING				
Year	Team	GP	GS	Att	Yds	Avg	Lg	TD	No	Yds	Avg	Lg	TD
2020	Michigan	6	0	0	0	-	-	0	0	0	-	-	0
2021	Michigan	13	0	0	0	-	-	0	0	0	-	-	0
2022	Michigan	12	1	14	31	2.2	6	3	0	0	-	-	0
2023	Michigan	13	0	36	222	6.2	23	1	2	32	16.0	19	0
2024	Michigan	12	4	185	948	5.1	63	12	6	35	5.8	12	0
Totals		**56**	**5**	**235**	**1,201**	**5.1**	**63**	**16**	**8**	**67**	**8.4**	**19**	**0**

Single-Game Highs
Rushing Attempts - 32 at Ohio State (11/30/24)
Rushing Yards - 159 vs. Southern California (9/21/24)
Rushing Touchdowns - 3 vs. Northwestern (11/23/24)
Long Rush - 63 vs. Southern California (9/21/24)
Receiving - 2 (Twice, last vs. Northwestern 11/23/24)
Receiving Yards - 19 vs. Alabama (1/1/24)

Additional Statistics
Punt Returns - 1 vs. Connecticut (9/17/22)
Punt Return Yards - 22 vs. Connecticut (9/17/22)
Kickoff Returns - 3 vs. Fresno State (8/31/24)
Kickoff Return Yards - 74 vs. Fresno State (8/31/24)
Tackles - 12 (2022); 11 (2021); 1 (2020)

KALEL MULLINGS' GAME-BY-GAME

2025 Tennessee Titans					RUSHING					RECEIVING				
Date		Opp	W/L	P/S	Att	Yds	Avg	Lg	TD	No	Yds	Avg	Lg	TD
Sept 7	@	Den	L	p	0	0	-	0	0	0	0	-	0	0
Sept 14		LAR	L	IA										
Sept 21		Ind	L	p	0	0	-	0	0	0	0	-	0	0
Sept 28	@	Hst	L	IR										
Oct 5	@	Ari	L	IR										
Oct 12	@	LV	L	IR										
Oct 19		NE	L	IR										
Oct 26	@	Ind	L	IR										
Nov 2		LAC	L	IR										
Nov 16		Hst	L	IR										
Nov 23		Sea	L	p	0	0	-	0	0	0	0	-	0	0
Nov 30		Jax	L	p	0	0	-	0	0	0	0	-	0	0
Dec 7	@	Cle	W	p	0	0	-	0	0	0	0	-	0	0
Dec 14	@	SF	L	p	1	3	3.0	3	0	0	0	-	0	0
Dec 21		KC												
Dec 28		NO												
Jan 3/4	@	Jax												
Totals			**2-12**	**6/0**	**1**	**3**	**3.0**	**3**	**0**	**0**	**0**	**-**	**0**	**0**

KALEL MULLINGS' NFL STATISTICS

REGULAR SEASON				RUSHING					RECEIVING				
Year	**Team**	**GP**	**GS**	**No**	**Yds**	**Avg**	**Lg**	**TD**	**Att**	**Yds**	**Avg**	**Lg**	**TD**
2025	Tennessee	6	0	1	3	3.0	3	0	0	0	-	0	0
NFL Totals		**6**	**0**	**1**	**3**	**3.0**	**3**	**0**	**0**	**0**	**-**	**0**	**0**

Single-Game Highs

Rushes - **1 at San Francisco (12/14/25)**
Rushing Yards - **3 at San Francisco (12/14/25)**
Long Rush - **3 at San Francisco (12/14/25)**
Receptions -
Receiving Yards -
Long Reception -

Additional Statistics

Special Teams Tackles - **1 (2025)**

61 JOHN OJUKWU

OFFENSIVE LINEMAN • 6'5" • 309 LBS
COLLEGE: BOISE STATE • ACQUIRED: FREE AGENT - 2023
NFL EXPERIENCE (NFL/TITANS): 2/2 • HOMETOWN: BOISE, IDAHO
GAMES PLAYED/GAMES STARTED: 16/9 (PLAYOFFS: 0/0)



PRO: The Titans signed John Ojukwu as a rookie free agent following the 2023 NFL Draft. The 6-foot-5-inch, 309-pound offensive lineman brings size and power to the position. The Boise, Idaho native has played in 14 games with seven starts during his first two NFL seasons.

CAREER HIGHLIGHTS:
• Ojukwu ended his Boise State career with 43 consecutive starts. He was named a team captain and All-Mountain West first team selection his senior year.

TITANS TIDBITS:
• As a junior in high school, Ojukwu weighed only 185 pounds. Knowing that he needed to gain weight to have a chance in college, he ate large amounts of food and constantly worked out. He gained close to 100 pounds in nine months with a diet that included a daily gallon of milk and sometimes whole pizzas.
• In high school, Ojukwu interned for Boise State University's sports performance department.

CAREER TRANSACTIONS:
• The Boise, Idaho native was signed by the Titans as a rookie free agent on May 12, 2023.
• Waived by the Titans on Aug. 29, 2023 and signed to the team's practice squad the next day.
• Signed by the Titans to the active roster from the practice squad on Dec. 23, 2023.
• Waived by the Titans on Oct. 8, 2024 and signed to the team's practice squad two days later.
• Signed by the Titans to the active roster from the practice squad on Oct. 26, 2024.
• Waived by the Titans on Aug. 27, 2025 and signed to the team's practice squad two days later.
• Activated from the practice squad to the active roster standard elevation on Sept. 13, 2025.
• Signed by the Titans to the active roster from the practice squad on Sept. 20, 2025.
• Activated from the practice squad to the active roster standard elevation on Dec. 13, 2025.

SEASON RECAPS:
2025 (2/2 - Tennessee): Has spent nine weeks on the Titans' practice squad.
• Against L.A. Rams (9/14), started at right tackle.
• Against Indianapolis (9/21), started at right tackle.
• At Houston (9/28), was inactive.
• At Arizona (10/5), was inactive.
• At San Francisco (12/14), was inactive.

2024 (11/4): Played in 11 games with four starts, including a start at right tackle and three starts as an extra tight end. Was inactive for four contests. Spent two weeks on the team's practice squad.
• At Detroit (10/27), rotated in at right tackle and helped open holes for Titans' rushers to gain 158 yards on the ground.
• Against Houston (1/5), started for the first time at right tackle.

2023 (3/3): Started the final three games at jumbo tight end as a rookie. Spent the first 14 games on the team's practice squad. Made his NFL debut and his first career start against Seattle (12/24/23).
• Against Seattle (12/24), started as a jumbo tight end in his first career NFL contest.
• At Houston (12/31), started at jumbo tight end.
• Against Jacksonville (1/7), started at jumbo tight end and helped block for Titans' ball carriers to gain 175 yards on the ground, including a season-high 153 rushing yards by Derrick Henry.

COLLEGE:
• Played in 56 games with 51 starts over six seasons (2017-22) at Boise State. He made 18 starts as a right tackle during his first two seasons before transitioning to left tackle to start 33 games in his final three seasons. Ended his career with 43 consecutive starts.
• As a graduate (2022), Ojukwu was the only Bronco to start all 14 games on offense. He allowed zero sacks, had zero false starts and zero holding penalties. Was named a team captain and selected to the All-Mountain West First Team.
• As a senior (2021), started all 12 games at left tackle. Was named to the All-Mountain West First Team.
• As a junior (2020), started all seven games at left tackle. Was named to the All-Mountain West Second Team.
• As a sophomore (2019), started all 11 games at right tackle. Provided protection for a Bronco offense that ranked 14th in the country in scoring (36.8 ppg).
• As a redshirt freshman (2018), appeared in 12 games, making seven starts at right tackle. Part of a Bronco line that produced a 1,000-yard rusher for the 10th-straight season. Provided protection at right tackle for Mountain West Player of the Year Brett Rypien, as the Bronco passing offense ranked 18th in the country (292.0 ypg).
• As a freshman (2017), redshirted.
• Graduated with a degree in kinesiology from Boise State in December 2022.

PERSONAL:
• Attended Boise State (Idaho) High School and became a varsity starter as a sophomore, playing both ways as an offensive tackle and defensive lineman. Also lettered in wrestling and track.
• Earned first-team All-State and All-Conference honors as a senior in 2016. Rated a three-star recruit according to Scout and 247sports.
• Played in the East-West Shrine All-Star game following his senior season.
• Siblings are Elizabeth and Robbie.
• Follow Ojukwu on X at @ojukwu1john and on Instagram at @ojukwujoh.
• Born John Francis Chudi Ojukwu on Jan. 9, 1999 in Atlanta, Ga.

JOHN OJUKWU'S NFL STATISTICS

REGULAR SEASON

Year	Team	GP	GS
2023	Tennessee	3	3
2024	Tennessee	11	4
2025	Tennessee	2	2
NFL Totals		**16**	**9**

Starts Breakdown:
2023 - TE 3; 2024 - TE 3, RT 1; 2025 - RT 2

85 CHIG OKONKWO

TIGHT END • 6'3" • 238 LBS
COLLEGE: MARYLAND • ACQUIRED: 4TH ROUND - 2022
NFL EXPERIENCE (NFL/TITANS): 4/4 • HOMETOWN: POWDER SPRINGS, GA.
GAMES PLAYED/GAMES STARTED: 65/40 (PLAYOFFS: 0/0)

PRO: The Titans selected Chig Okonkwo ("CHIGG oh-KAHN-kwoh") in the fourth round (143rd overall) of the 2022 NFL Draft to bring both receiving athleticism and blocking ability to the tight ends unit. In his first three seasons, Okonkwo played in 51 games with 30 starts and registered 1,457 yards on 138 receptions with six touchdowns. The Powder Springs, Ga., native appeared in 37 games with 20 starts over four seasons (2018-21) at Maryland and caught 77 passes for 717 yards and eight touchdowns.

CAREER HIGHLIGHTS:
• As a rookie in 2022, Okwonko was named to the Pro Football Writers of America All-Rookie team. He saw action in all 17 games and totaled 32 receptions for 450 yards with three touchdowns. His yardage total ranked second on the team and established a new record for franchise rookie tight ends.
• In 2021, Okonkwo's 52 receptions ranked second-most by a tight end in a single season in Maryland history, behind only Frank Wycheck (58; 1990). Okonkwo's 447 receiving yards were the most by a Terps tight end since Vernon Davis (871; 2005).

TITANS TIDBITS:
• Okonkwo's father, Charlton, passed away of a heart attack when Okonkwo was 15. According to his mother, Isioma, who emigrated from Nigeria, "In our culture, the boys, even if they're young or not, they're always considered more important. When my husband passed, the people who came let him know that he's the man and now he has the responsibility to take care of his mom and his sisters." According to Okonkwo, "In our culture, [being] the man in the house is a really big deal. As the only male, I was the one giving my mom support."
• Okonkwo is a cat lover and has a feline named Sage.
• Okonkwo and his two sisters played tennis growing up at the encouragement of their father. Okonkwo played from the time he was five or six until he was 12.
• He was a member of the Big Ten's Anti-Hate and Anti-Racism Coalition.
• In his free time, Okonkwo enjoys watching anime.

CAREER TRANSACTIONS:
• The Powder Springs, Ga., native was selected by the Titans in the fourth round (143rd overall) of the 2022 NFL Draft.

SEASON RECAPS:
2025 (14/10): Leads the team with 45 receptions and 459 receiving yards. Has led or tied for the team lead in receptions four times in 2025 (vs. LAR, vs. IND, at LV, at SF). Has led the team in receiving yards three times in 2025 (vs. IND, vs. HST, vs. JAX).
• At Denver (9/7), started at tight end and finished second on the squad with three receptions for 19 yards.
• Against L.A. Rams (9/14), started at tight end and tied for the team lead with four receptions for 35 yards.
• Against Indianapolis (9/21), started at tight end and led the team with five receptions and 66 receiving yards. Reached 150 career receptions, becoming the sixth tight end in franchise history to hit the mark.
• At Houston (9/28), started at tight end and collected a reception for four yards.
• At Arizona (10/5), played as a reserve at tight end and grabbed four receptions for 48 yards.
• At Las Vegas (10/12), saw action as a reserve at tight end and led the team with six receptions for 46 yards.
• Against New England (10/19), started at tight end.
• At Indianapolis (10/26), started at tight end and hauled in four passes for 53 yards.
• Against L.A. Chargers (11/2), started at tight end and grabbed two receptions for 10 yards.
• Against Houston (11/16), started at tight end and led the team with 56 receiving yards on three catches. Hauled in a 39-yard bomb along the left sideline on third-and-16 during the Titans' game-tying scoring march in the fourth quarter.
• Against Seattle (11/23), saw action as a reserve at tight end and posted three receptions for 40 yards.
• Against Jacksonville (11/30), started at tight end and led the team with 29 receiving yards on four catches.
• At Cleveland (12/7), played as a reserve at tight end and snared two receptions for 20 yards. Extended the Titans' opening touchdown drive with a nine-yard grab on third-and-six in the first quarter.
• At San Francisco (12/14), started at tight end and tied for the team lead with four receptions for 33 yards.

2024 (17/11): Played in all 17 games with 11 starts at tight end and ranked second on the team with 52 receptions and third on the squad with 479 receiving yards. Hauled in two receiving touchdowns. Rushed once for 17 yards. Registered four special teams tackles. Posted his third consecutive season to begin his career with 17 games played. Led the team in receiving yards twice in 2024 (at BUF, at IND). Led or tied for the team lead in receptions three times in 2024 (vs. CIN, at IND, at JAX). Tied for the team lead in special teams tackles once in 2024 (at JAX).
• At Chicago (9/8), started at tight end and snared two catches for 15 yards with a touchdown. Posted a special teams tackle on coverage units. Gave the Titans a 17-0 advantage with a leaping 17-yard touchdown grab in the second stanza.
• Against N.Y. Jets (9/15), started at tight end and hauled in three receptions for 16 yards. Reached the 1,000-yard receiving mark for his career (1,009), becoming the franchise's 15th tight end to reach the plateau.
• At Buffalo (10/20), played as a reserve at tight end and snared four receptions for a team-best 50 receiving yards. Reached the 100-reception mark for his career. Posted a special teams tackle on coverage units. Kickstarted the Titans' touchdown drive with a 26-yard grab late in the opening stanza.
• Against New England (11/3), started at tight end and collected three receptions for 38 yards. Caught a 21-yard pass in the third quarter to set up a first-and-goal.
• At Houston (11/24), started at tight end and hauled in a 70-yard touchdown. Set a career high for receiving yards in a game. Gave the Titans a 30-27 lead by hauling in a pass from Will Levis and sprinting 70 yards for a touchdown in the final stanza.
• Against Cincinnati (12/15), started at tight end and led the team with with a then career-best eight receptions for 59 yards. Set up the Titans' second touchdown by drawing a 27-yard pass interference penalty at the Bengals' two-yard line in the first quarter.
• At Indianapolis (12/22), started at tight end and led the team with nine receptions and 81 receiving yards, establishing career highs in both categories. Hauled in a two-point conversion late in the fourth quarter.
• At Jacksonville (12/29), started at tight end in his 50th career regular season game and tied for the team lead with five receptions for 42 yards. With 22 receptions over a three-game stretch, tied the franchise record among tight ends (since 1970) for the most receptions in a three-game span. Rushed once for a career-long 17 yards. Tied for the team lead

with a special teams stop on coverage units. Kept the Titans' touchdown drive alive with an 18-yard grab on third-and-two in the third quarter.

2023 (17/11): Played in all 17 games with 11 starts at tight end and ranked second on the team with 54 receptions and 528 receiving yards with a touchdown. Rushed twice for six yards. Collected a special teams tackle. Led or tied for the team lead in receptions four times in 2023 (vs. LAC, vs. ATL, vs. CAR, vs. SEA). Led the team in receiving yards once in 2023 (vs. SEA).

• Against L.A. Chargers (9/17), tied for the team lead with four catches for 35 yards. Snared a 20-yard reception during the Titans' second touchdown drive in the third quarter.

• At Indianapolis (10/8), started at tight end and hauled in five passes for 33 yards. Hauled in a six-yard pass on third-and-two during the Titans' opening scoring drive in the first quarter.

• Against Atlanta (10/29), started at tight end and tied for the team lead with four receptions for 23 yards. Kept the Titans' second touchdown drive alive with a four-yard catch on third-and-one in the second stanza. Took a handoff and rushed for four yards and a first down on third-and-one in the second quarter. Extended the Titans' final touchdown drive with a 10-yard grab on third-and-four in the final stanza.

• Against Carolina (11/26), saw action as a reserve at tight end and tied for the team lead with four receptions for 45 yards. Posted a special teams tackle on coverage units. Helped set up the Titans' first touchdown with a 25-yard grab down to the Panthers' one-yard line.

• Against Indianapolis (12/3), started at tight end and caught three passes for 62 yards. Set up the Titans first touchdown of the afternoon with a 39-yard catch to the Colts' 22-yard line in the opening quarter.

• At Miami (12/11), snared five passes for 46 yards. Converted a third-and-four with a seven-yard catch during a Titans' touchdown drive in the fourth quarter. Helped set up the Titans' game-winning touchdown with a 16-yard reception late in the final stanza.

• Against Seattle (12/24), led the team with a career-high-tying six receptions and 63 receiving yards with his first touchdown of the season. Gave the Titans a 7-0 lead with a 12-yard touchdown catch from Derrick Henry early in the second quarter.

• Against Jacksonville (1/7), collected two receptions for 36 yards. Hauled in a 21-yard reception down to the Jaguars' 32-yard line during the Titans' opening scoring drive in the first quarter. Extended the Titans' third touchdown drive with a 15-yard grab on third-and-one in the second stanza.

2022 (17/8): Named to the Pro Football Writers of America All-Rookie team. Played in all 17 games with eight starts and set a franchise rookie tight end record and ranked second on the team with 450 receiving yards. Ranked fifth on the squad with 32 receptions. Added three receiving touchdowns. Tied for fifth on the team with seven special teams tackles. Rushed three times for two yards. Okonkwo was one of the NFL's most productive tight ends during the second half of his rookie season. From Week 9 through the end of the season, his 398 receiving yards ranked fifth in the NFL among tight ends. Led or tied for the team lead in receptions three times in 2022 (at PHI, vs. JAX, at LAC). Led the team in receiving yards four times in 2022 (at IND, at KC, at PHI, at JAX). Led or tied for the team lead in special teams tackles twice in 2022 (at PHI, vs. HST).

• Against N.Y. Giants (9/11), made his NFL debut as a reserve at tight end and registered his first career reception for 11 yards in the fourth quarter.

• At Indianapolis (10/2), made his first career start at tight end and led the team with 38 receiving yards on three catches, including his first career touchdown grab. Set up the Titans' second touchdown with a 23-yard grab down the left sideline. Increased the Titans' lead to 24-3 with an eight-yard touchdown grab over the middle in the second quarter. Sealed the victory with a seven-yard grab on third-and-four late in the fourth quarter allowing the Titans to run out the clock.

• At Kansas City (11/6), started at tight end and led the team with 48 receiving yards. Snared a reception on a tight end screen and raced 48 yards on the Titans' first play from scrimmage. Helped flip field position by keeping a 57-yard punt out of the end zone that was then downed at the Kansas City three-yard line late in the second quarter.

• Against Denver (11/13), started at tight end and snared a 41-yard reception. Extended the Titans' final scoring drive with a 41-yard catch-and-run reception to the Broncos' 20-yard line on third-and-four in the fourth quarter.

• At Philadelphia (12/4), led the team with four receptions and 68 receiving yards. Tied for the team lead with two special teams tackles on coverage units. Set up a Titans' field goal with a 41-yard catch-and-run reception in the second quarter.

• Against Jacksonville (12/11), played as a reserve at tight end and led the team with six catches for 45 yards with a touchdown. Gave the Titans' a 14-7 lead with a 10-yard touchdown reception late in the first quarter. Snared a two-point conversion in the fourth quarter.

• At L.A. Chargers (12/18), started at tight end and tied for the team lead with four receptions for 54 yards. Registered a special teams tackle. Set up the Titans' final touchdown with a 28-yard reception down to the Chargers' 21-yard line in the fourth quarter.

• At Jacksonville (1/7), started at tight end and tied for the team lead with four catches for a team-best 42 receiving yards with a touchdown. Extended the Titans' opening scoring drive with a 10-yard grab on third-and-two in the first stanza. Gave the Titans a 10-0 advantage with a 21-yard touchdown with an over-the-shoulder grab in the end zone in the second quarter.

COLLEGE:

• In four seasons at Maryland (2018-21), Okonkwo appeared in 37 games with 20 starts and tallied 77 receptions for 717 yards and eight touchdowns, and added three carries for 72 yards and three scores, including a career-long rush of 54 yards. Did not play during the 2020 season because of myocarditis due to COVID.

• As a senior (2021), started all 13 games and posted career-high marks with 52 catches for 447 yards and a team-leading five touchdowns. His 52 receptions ranked second-most by a tight end in a single season in Maryland history behind only Frank Wycheck (58; 1990), and his 447 receiving yards were the most by a Terps tight end since Vernon Davis (871; 2005).

• As a junior (2020), sat out the season with myocarditis due to COVID.

• As a sophomore (2019), appeared in all 12 games with three starts and tallied 19 catches for 201 yards and two touchdowns. Ranked second on the squad in receptions and third on the team in receiving yards.

• As a freshman (2018), saw action in 12 contests and made four starts. Amassed six catches for 69 yards and a score, and rushed three times for 72 yards and three touchdowns, including a career-long rush of 54 yards.

• Graduated from Maryland in May 2021 with a degree in kinesiology and also pursued a graduate degree in technology entrepreneurship.

PERSONAL:

• Attended Hillgrove (Ga.) High School where he was a consensus three-star recruit.

• Also competed in basketball and track and field (triple jump).

• He has two older sisters.

• Son of the late Charlton and Isioma Okonkwo.

• Follow Okonkwo on Instagram at @Chig and on X at @ChigTweets.

• Born Chigoziem Charlton Okonkwo on Sept. 8, 1999 in Powder Springs, Ga.

CHIG OKONKWO'S GAME-BY-GAME

2022 Tennessee Titans — RECEIVING

Date		Opp.	W/L	P/S	No	Yds	Avg	Lg	TD
Sept 11		NYG	L	p	1	11	11.0	11	0
Sept 19	@	Buf	L	p	0	0	-	0	0
Sept 25		LV	W	p	0	0	-	0	0
Oct 2	@	Ind	W	S	3	38	12.7	23	1
Oct 9	@	Was	W	p	0	0	-	0	0
Oct 23		Ind	W	S	0	0	-	0	0
Oct 30	@	Hst	W	p	1	3	3.0	3	0
Nov 6	@	KC	L	S	1	48	48.0	48	0
Nov 13		Den	W	S	1	41	41.0	41	0
Nov 17	@	GB	W	S	1	31	31.0	31	0
Nov 27		Cin	L	p	3	35	11.7	17	0
Dec 4	@	Phi	L	p	4	68	17.0	41	0
Dec 11		Jax	L	p	6	45	7.5	15	1
Dec 18	@	LAC	L	S	4	54	13.5	28	0
Dec 24		Hst	L	p	1	10	10.0	10	0
Dec 29		Dal	L	S	3	24	8.0	12	0
Jan 7	@	Jax	L	S	3	42	14.0	21t	1
Totals			**7-10**	**17/8**	**32**	**450**	**14.1**	**48**	**3**

2023 Tennessee Titans — RECEIVING

Date		Opp.	W/L	P/S	No	Yds	Avg	Lg	TD
Sept 10	@	NO	L	S	0	0	-	0	0
Sept 17		LAC	W	S	4	35	8.8	20	0
Sept 24	@	Cle	L	S	3	7	2.3	6	0
Oct 1		Cin	W	p	3	29	9.7	13	0
Oct 8	@	Ind	L	S	5	33	6.6	11	0
Oct 15		Bal	L	p	2	18	9.0	11	0
Oct 29		Atl	W	S	4	23	5.8	12	0
Nov 2	@	Pit	L	S	3	28	9.3	12	0
Nov 12	@	TB	L	S	3	27	9.0	15	0
Nov 19	@	Jax	L	p	1	6	6.0	6	0
Nov 26		Car	W	p	4	45	11.3	25	0
Dec 3		Ind	L	S	3	62	20.7	39	0
Dec 11	@	Mia	W	p	5	46	9.2	16	0
Dec 17		Hst	L	S	3	36	12.0	22	0
Dec 24		Sea	L	S	6	63	10.5	17	1
Dec 31	@	Hst	L	S	3	34	11.3	21	0
Jan 7		Jax	W	p	2	36	18.0	21	0
Totals			**6-11**	**17/11**	**54**	**528**	**9.8**	**39**	**1**

2024 Tennessee Titans — RECEIVING

Date		Opp.	W/L	P/S	No	Yds	Avg	Lg	TD
Sept 8	@	Chi	L	S	2	15	7.5	17t	1
Sept 15		NYJ	L	S	3	16	5.3	8	0
Sept 22		GB	L	p	2	15	7.5	8	0
Sept 30	@	Mia	W	S	1	5	5.0	5	0
Oct 13		Ind	L	p	3	6	2.0	5	0
Oct 20	@	Buf	L	p	4	50	12.5	26	0
Oct 27	@	Det	L	p	2	14	7.0	18	0
Nov 3		NE	W	S	3	38	12.7	21	0
Nov 10	@	LAC	L	p	1	14	14.0	14	0
Nov 17		Min	L	S	2	19	9.5	12	0
Nov 24	@	Hst	W	S	1	70	70.0	70t	1
Dec 1	@	Was	L	p	3	27	9.0	14	0
Dec 8		Jax	L	S	3	8	2.7	10	0
Dec 15		Cin	L	S	8	59	7.4	12	0
Dec 22	@	Ind	L	S	9	81	9.0	22	0
Dec 29	@	Jax	L	S	5	42	8.4	18	0
Jan 5		Hst	L	S	0	0	-	0	0
Totals			**3-14**	**17/11**	**52**	**479**	**9.2**	**70t**	**2**

2025 Tennessee Titans — RECEIVING

Date		Opp.	W/L	P/S	No	Yds	Avg	Lg	TD
Sept 7	@	Den	L	S	3	19	6.3	14	0
Sept 14		LAR	L	S	4	35	8.8	14	0
Sept 21		Ind	L	S	5	66	13.2	22	0
Sept 28	@	Hst	L	S	1	4	4.0	4	0
Oct 5	@	Ari	W	p	4	48	12.0	16	0
Oct 12	@	LV	L	p	6	46	7.7	20	0
Oct 19		NE	L	S	0	0	-	0	0
Oct 26	@	Ind	L	S	4	53	13.3	23	0
Nov 2		LAC	L	S	2	10	5.0	6	0
Nov 16		Hst	L	S	3	56	18.7	39	0
Nov 23		Sea	L	p	3	40	13.3	26	0
Nov 30		Jax	L	S	4	29	7.3	16	0
Dec 7	@	Cle	W	p	2	20	10.0	11	0
Dec 14	@	SF	L	S	4	33	8.3	17	0
Dec 21		KC							
Dec 28		NO							
Jan 3/4	@	Jax							
Totals			**2-12**	**14/10**	**45**	**459**	**10.2**	**39**	**0**

CHIG OKONKWO'S NFL STATISTICS

REGULAR SEASON				RECEIVING					RUSHING				
Year	**Team**	**GP**	**GS**	**No**	**Yds**	**Avg**	**Lg**	**TD**	**Att**	**Yds**	**Avg**	**Lg**	**TD**
2022	Tennessee	17	8	32	450	14.1	48	3	3	2	0.7	6	0
2023	Tennessee	17	11	54	528	9.8	39	1	2	6	3.0	4	0
2024	Tennessee	17	11	52	479	9.2	70t	2	1	17	17.0	17	0
2025	Tennessee	14	10	45	459	10.2	39	0	0	0	-	0	0
NFL Totals		**65**	**40**	**183**	**1,916**	**10.5**	**70t**	**6**	**6**	**25**	**4.2**	**17**	**0**

Single-Game Highs

Receptions - 9 at Indianapolis (12/22/24)
Receiving Yards - 81 at Indianapolis (12/22/24)
Long Reception - 70t at Houston (11/24/24)
Receiving Touchdowns - 1 (Six times, last at Houston 11/24/24)

Additional Statistics

Special Teams Tackles - 7 (2022); 1 (2023), 4 (2024)
Fumble Recoveries - 1 (2023)
Misc. Tackles - 1 (2024), **1 (2025)**
Two-Point Conversions - 1 reception (2024)

20 TONY POLLARD

RUNNING BACK • 6'0" • 209 LBS
COLLEGE: MEMPHIS • ACQUIRED: UNRESTRICTED FREE AGENT (DAL) - 2024
NFL EXPERIENCE (NFL/TITANS): 7/1 • HOMETOWN: MEMPHIS, TENN.
GAMES PLAYED/GAMES STARTED: 109/53 (PLAYOFFS: 4/1)

CAPTAIN: 2025

PRO BOWL: 2022

PRO: The Titans signed Tony Pollard early in the 2024 offseason to add experience and a playmaking threat to the offensive backfield. The 6-foot, 209-pounder entered the NFL as a fourth-round pick of the Dallas Cowboys in 2019. The Memphis product served primarily as a backup during his first three seasons with the Cowboys before enjoying a breakout 2022 campaign with 1,007 rushing yards and 12 total touchdowns which led to his first career Pro Bowl nod. Dallas used the franchise tag on Pollard heading into the 2023 season, and he responded with 1,005 yards on the ground and six scores. In his first season with the Titans, Pollard totaled career-highs in carries (260) and rushing yards (1,079).

CAREER HIGHLIGHTS:
• In 2024, Pollard started 16 games and ranked third in the AFC with a career-best 1,079 rushing yards on a career-high 260 carries.
• In 2023, Pollard started all 17 games for the first time in his career and led the Cowboys with 1,005 rushing yards on a career-high 252 carries with six touchdowns.
• In 2022, Pollard was selected to his first career Pro Bowl after rushing 193 times for 1,007 yards and nine scores, while averaging 5.2 yards-per-carry to rank third in the NFL.
• Pollard had a memorable 100-yard kickoff return for a touchdown against the Las Vegas Raiders on Thanksgiving Day in 2021.

TITANS TIDBITS:
• Pollard's family owns Pollard's Bar-B-Q restaurant in his hometown of Memphis. Starting from humble beginnings, Pollard's was first established as a mobile catering business in 1995. As the demand for their unique southern style of Memphis BBQ grew, Pollard's reopened in the fall of 1996 as a small carry-out catering business. In 2011, Pollard's answered the overwhelming demands of its growing customer base by becoming a dine-in restaurant. With the new expansion came bigger and better things, such as an expanded menu and an upscale renovation by Food Network's Robert Irvine from Restaurant Impossible.
• Pollard was a dynamic kickoff returner at the collegiate level, tying a FBS record with seven career kickoff returns for touchdowns during his Memphis career.

CAREER TRANSACTIONS:
• The Memphis, Tenn., native was selected by the Dallas Cowboys in the fourth round (128th overall) the 2019 NFL Draft.
• Designated by the Cowboys as the non-exclusive franchise player on March 6, 2023 and signed the franchise tag tender on March 23, 2023.
• Signed by the Titans as an unrestricted free agent on March 14, 2024.

SEASON RECAPS:
2025 (14/14 - Tennessee): Leads the team with 847 rushing yards and five rushing touchdowns. Has 12 career 100-yard rushing games, including two in 2025 (at CLE, at SF). Posted a career-high 161 rushing yards at Cleveland (12/7/25). Has led the team in rushing yards 10 times in 2025 (at DEN, vs. LAR, vs. IND, at HST, at ARZ, at LV, vs. LAC, vs. JAX, at CLE, at SF). Has led the team in receptions twice in 2025 (at HST, vs. NE). Has led the team in receiving yards once in 2025 (at DEN). Selected as a team captain by his teammates.
• At Denver (9/7), started at running back and led the team with 60 rushing yards on 18 carries. Hauled in a team-long 29-yard reception. Kickstarted the Titans' opening scoring drive by hauling in a 29-yard reception on third-and-10 in the opening stanza.
• Against L.A. Rams (9/14), started at running back and led the team with 92 rushing yards on 20 carries. Kept a Titans' scoring drive alive with a three-yard rumble on third-and-one in the third quarter.
• Against Indianapolis (9/21), rushed 16 times for 45 yards with a touchdown. Snared two receptions for 14 yards. Kept a Titans' touchdown drive alive with three-yard run on third-and-one midway through the third quarter. Cut the Colts' lead to 27-13 with a one-yard touchdown plunge in the third stanza. Extended the Titans' final touchdown drive with a two-yard run on third-and-two in the final quarter.
• At Houston (9/28), started at running back and rushed 14 times for 64 yards. Led the team with three receptions for 12 yards.
• At Arizona (10/5), started at running back in his 100th career regular season game and rushed 14 times for 67 yards with a touchdown. Registered the 30th rushing touchdown of his career. In the third quarter, reached the 5,000-yard career rushing mark. Snared three receptions for 11 yards. Cut the Cardinals' lead to 21-12 with a one-yard touchdown plunge in the fourth quarter. Set up Joey Slye's game-winning field goal with an 11-yard run down to the Cardinals' four-yard line late in the fourth quarter.
• At Las Vegas (10/12), started at running back and carried the ball 10 times for 34 yards. Snared two receptions for 13 yards out of the backfield.
• Against New England (10/19), started at running back and led the team with six receptions for 43 yards. Rushed six times for 18 yards.
• At Indianapolis (10/26), started at running back and carried the ball 11 times for 44 yards. Snared one pass for nine yards out of the backfield.
• Against L.A. Chargers (11/2), started at running back and led the team with 56 rushing yards on 10 carries. Grabbed a 12-yard reception out of the backfield.
• Against Houston (11/16), started at running back and carried the ball 10 times for 22 yards. Hauled in three receptions for four yards.
• Against Seattle (11/23), started his 50th career game at running back and carried the ball 11 times for 20 yards. Snared four passes for 21 yards out of the backfield.
• Against Jacksonville (11/30), started at running back and led the team with 60 rushing yards on 10 carries. Collected a three-yard reception. Rushed three times for 36 yards during the Titans' opening scoring drive.
• At Cleveland (12/7), started at running back and led the team with a career-high 161 rushing yards on 25 carries with two touchdowns. Increased the Titans' lead to 14-3 with a 65-yard touchdown run late in the opening quarter. Gave the Titans a 21-17 advantage with a 32-yard touchdown run off left tackle late in the third quarter.
• At San Francisco (12/14), started at running back and led the team with 104 rushing yards on 14 carries with a touchdown. After the previous week's 161 rushing yards, he produced back-to-back 100-yard rushing performances for the second time in his career. Hauled in an eight-yard reception. Set up the Titans' opening field goal with a 22-yard scamper down to the 49ers' 16-yard line in the first quarter. Kickstarted the Titans' final touchdown drive with a 20-yard run off right end in the fourth quarter. Cut the 49ers' lead to 34-24 with a six-yard touchdown run in the final stanza.

2024 (16/16 - Tennessee): Started 16 games at running back in his first season with the Titans and ranked third in the AFC with a career-best 1,079 rushing yards on 260 carries. Led the squad with five rushing touchdowns

and 1,317 scrimmage yards. Ranked third on the team with 41 receptions for 238 yards. Registered his fourth consecutive season with at least 1,000 scrimmage yards. Was inactive for one contest. Has 10 career 100-yard rushing games, including three in 2024 (vs. NE, at HST, vs. JAX). Led the team in rushing yards 14 times in 2024 (at CHI, vs. NYJ, vs. GB, at MIA, vs. IND, at BUF, at DET, vs. NE, at HST, at WAS, vs. JAX, vs. CIN, at IND, vs. HST). Led or tied for the team lead in receptions three times in 2024 (vs. NYJ, at MIA, at WAS).

• At Chicago (9/8), made his Titans debut as the starter at running back and led the team with 82 rushing yards on 16 carries with a touchdown. Snared three receptions for 12 yards out of the backfield. Gave the Titans an early 7-0 lead with a 26-yard touchdown jaunt off left guard late in the first quarter.

• Against N.Y. Jets (9/15), started at running back and carried the ball 17 times for a team-high 62 yards. Led the team with five receptions for 40 yards. Extended the Titans' second scoring drive with a 22-yard grab down the right sideline on third-and-three just before halftime.

• At Miami (9/30), led the team with 88 rushing yards on 22 carries with a touchdown. Tied for the team lead with two receptions for 20 yards. Registered his 18th career game with at least 100 scrimmage yards. Setup the Titans' first touchdown with a 41-yard jaunt off left tackle to the Dolphins' seven-yard line in the third quarter. Sealed the victory with a four-yard touchdown run on fourth-and-goal late in the final stanza.

• Against Indianapolis (10/13), rushed 17 times for a team-high 93 yards with a touchdown. Snared three receptions out of the backfield. Extended a Titans' scoring drive with a seven-yard run on third-and-three in the second quarter. Gave the Titans a 17-10 advantage with a 23-yard touchdown scamper on third-and-19 in the third stanza.

• At Buffalo (10/20), led the team with 61 rushing yards on 16 carries and in the process reached 4,000 rushing yards for his career. Hauled in two receptions out of the backfield.

• At Detroit (10/27), led the team with 94 rushing yards on 20 carries. Caught three passes for 23 yards.

• Against New England (11/3), rushed a career-high 28 times for a season-best 128 yards. Hauled in three receptions for 26 yards. His 154 scrimmage yards were the second-best scrimmage yard total of his career. Set up the Titans' opening touchdown with a 32-yard rumble down to the Patriots' nine-yard line in the first quarter. Extended the Titans' game-winning drive with a nine-yard run up the middle on third-and-three in overtime.

• At Houston (11/24), started at running back and led the team with 119 rushing yards on 24 carries with a touchdown. Hauled in three passes for 10 yards out of the backfield. Increased the Titans lead to 17-7 with a 10-yard touchdown jaunt in the second quarter.

• Against Jacksonville (12/8), carried the ball 21 times for 102 yards. Grabbed two receptions for 22 yards out of the backfield. Kept the Titans' opening scoring drive alive with a pair of third-and-one conversions: an eight-yard run and a three-yard jaunt in the first quarter.

• Against Cincinnati (12/15), rushed 17 times for 45 yards with a touchdown. Gave the Titans an early 7-0 lead with a three-yard touchdown jaunt up the middle in the opening stanza.

• At Indianapolis (12/22), led the team with 35 rushing yards on eight carries. Snared two receptions for five yards. Converted a third-and-one with a 17-yard run in the first quarter. The run put him over the 1,000-yard mark for the season. Ran in a two-point conversion late in the third quarter.

2023 (17/17, 1/1 - Dallas): Started all 17 games for the first time in his career and led the team with 1,005 rushing yards on a career-high 252 carries with six touchdowns. Also finished third on the offense with a career-best 55 receptions for 311 yards (fifth). Combined with his 1,007 rushing yards in 2022, became the sixth running back in team history to have consecutive 1,000-yard seasons, joining Calvin Hill, Tony Dorsett, Emmitt Smith, DeMarco Murray and Ezekiel Elliott. Started the postseason contest and carried the ball 15 times for 56 yards to go along with seven receptions for 29 yards.

• At N.Y. Giants (9/10), rushed for 70 yards on 14 carries and totaled two touchdowns on the ground, his fourth career game with multiple rushing touchdowns.

• Against N.Y. Jets (9/17), tallied a career-high 25 carries for 72 yards and caught seven passes for 37 yards for a career-high 32 total touches.

• At Arizona (9/24), carried the ball 23 times for a season-best 122 yards (5.3 avg.) - third-most rushing yards in a game of his career. It also marked his seventh career 100-yard rushing game and his first since he had 115 yards at Green Bay (11/13/22).

• At L.A. Chargers (10/16), finished with 110 scrimmage yards (30 rushing; 80 receiving), his third game of the season - 15th of his career - with 100-plus scrimmage yards. Had a 60-yard reception - second-longest catch of his career.

• Against Washington (11/23), recorded 13 carries for 79 yards and a touchdown while catching six passes for 24 yards, his fourth game with 100 scrimmage yards in 2023 and 16th of his career.

• Against Seattle (11/30), notched 20 carries for 68 yards and a touchdown. Marked his third consecutive game with a rushing touchdown, a career-long touchdown streak.

• At Washington (1/7), recorded 17 carries for 70 yards and a score, adding two catches for 16 yards. Eclipsed 1,000 rushing yards on the season (1,005) to become the sixth running back in team history to have consecutive 1,000-yard seasons.

• Against Green Bay (1/14), made his first career postseason start in the Wild Card Playoff Game and rushed 15 times for 56 yards and a touchdown while catching seven passes for 29 yards. His seven receptions tied for the second-most by a running back in a postseason game in team history.

2022 (16/4, 2/0 - Dallas): Earned his first Pro Bowl nod after seeing action in 16 games with four starts at running back. Set the tone for the Dallas rushing attack, toting the rock 193 times for 1,007 yards - his first career 1,000-yard season - and nine scores, averaging 5.2 yards-per-carry to rank third in the NFL. Also caught a then career-high tying 39 passes for a career-best 371 yards and three scores. Combining his rushing and receiving average, he led the NFL with 5.94 yards-per-touch. Was inactive for one contest. Appeared as a reserve in both postseason games and amassed 21 carries for 99 yards while adding five catches for 23 yards.

• At N.Y. Giants (9/26), led the team with 105 yards (8.1 avg.) on 13 carries.

• At L.A. Rams (10/9), provided 86 yards on eight carries with a 57-yard rushing score - the second-longest rushing score of his career.

• Against Chicago (10/30), carried the ball 14 times for 131 yards and a career-best three rushing scores – the first Cowboy with three rushing scores since Dak Prescott had three at Atlanta (9/20/20).

• At Green Bay (11/13), toted the rock a career-high 22 times for 115 yards and a score, topping 3,000 career scrimmage yards in the process.

• At Minnesota (11/20), finished with a career-high 189 scrimmage yards (109 receiving; 80 rushing) and two receiving scores. Became the fourth NFL player since 1990 with at least 75 rushing yards, 100 receiving yards and two touchdowns in a game, joining Joey Galloway, Todd Gurley and LaDainian Tomlinson.

• At Jacksonville (12/14), led the offense with 19 carries for 75 yards and caught four passes for 31 yards – his seventh game with 100 scrimmage yards.

• At Washington (1/8/23), rushed seven times for 19 yards to surpass 1,000 yards on the ground for the first time in his career.

• At Tampa Bay (1/26), led all rushers with 77 yards on 15 carries in the Wild Card Game.

2021 (15/0, 1/0 - Dallas): Appeared as a reserve in 15 games and rushed for 719 yards and two touchdowns on 130 carries. Caught 39 passes for 337 yards. Also recorded 17 kick returns for 481 yards with a touchdown while tying for second on the team with five special teams tackles. Was inactive for two contests. Saw action in his first career playoff contest and rushed four times for 14 yards and added two receptions for 12 yards.

• At L.A. Chargers (9/19), collected 109 yards and a score on 13 carries and caught three balls for 31 yards in the win.

• Against N.Y. Giants (10/10), produced 14 carries for 75 yards as he teamed with Ezekiel Elliott to give Dallas 200 total rushing yards for the second consecutive game.

• Against Las Vegas (11/25), posted his first career kick return for a touchdown, taking a return back 100 yards. Finished the Thanksgiving Day game with three returns for 129 yards, 10 rushes for 36 yards, four receptions for 32 yards and two special teams tackles.

• At New Orleans (12/2), had a career-long 58-yard scoring jaunt, finishing with 71 yards on seven carries, catching two passes for three yards and returning one kick for 22 yards.

• At N.Y. Giants (12/19), led the team with 74 yards on 12 rushes and caught three passes for 13 yards.

• Against Arizona (1/2), produced nine rushing yards and 49 receiving yards, topping 1,000 scrimmage yards for the season - his first career 1,000-scrimmage yard campaign.

2020 (16/2 - Dallas): Played in all 16 games with two starts at running back and rushed for 435 yards and four touchdowns on 101 carries while catching 28 passes for 193 yards and a touchdown. Finished fourth in the

NFL with 766 kickoff return yards and tied for second in the league with 32 returns.
• Against Atlanta (9/20), logged his first career start as Dallas opened the game with two running backs. Topped 100 kickoff return yards for the first time in his career.
• At Washington (10/15), notched a season-long kickoff return of 67 yards.
• At Philadelphia (11/1), rushed seven times for 40 yards, caught two passes for 24 yards and returned three kicks for 49 yards.
• At Minnesota (11/22), rushed five times for 60 yards with a 42-yard touchdown.
• At Baltimore (12/8), posted a season-high 126 kickoff return yards.

2019 (15/0 - Dallas): Saw action as a reserve in 15 games as a rookie and rushed 86 times for 455 yards with two touchdowns. Added 15 catches for 107 yards with a score. Returned 14 kickoffs for 245 yards. Was inactive for one contest.
• Against N.Y. Giants (9/8), made his NFL debut in the opener and had 24 yards on 13 carries.
• Against Miami (9/22), tallied his first career 100-yard outing and touchdown, finishing the game with 103 rushing yards and a score. Teamed with Ezekiel Elliott (125) to mark the fourth time in franchise history the Cowboys had a pair of 100-yard rushers in the same game.
• At Detroit (11/17), posted his first career receiving touchdown on a 21-yard pass from Dak Prescott. Along with Ezekiel Elliott's receiving score, it marked the first time since 2001 Dallas had two running backs each with a receiving touchdown.
• Against the L.A. Rams (12/15), collected a season-high 131 yards on 12 carries with a touchdown. Scored on a 44-yard scamper late in the fourth quarter.

COLLEGE:
• In three playing seasons at Memphis (2016-18), Pollard played in 40 games and totaled 139 carries for 973 yards with nine rushing touchdowns and added 1,292 yards on 104 career receptions with nine receiving scores. He was considered one of the best kickoff return specialists in college football, tying a FBS record with seven career kick-return touchdowns, 87 kickoff returns (second in school history), 2,616 kickoff return yards (second in school history), 30.1 kick-return average (school record). He finished his career ranked second in school history with 4,680 all-purpose yards.
• As a junior (2018), saw action in 14 games and set career-bests with 78 rush attempts for 552 yards and six touchdowns, while adding 39 catches for 458 yards and three touchdowns through the air. Returned 27 kickoffs for 667 yards with a touchdown.
• As a sophomore (2017), played in all 13 games and registered 22 kick returns for 881 yards, 30 rushes for 230 yards, 36 receptions for 536 yards and one punt return for two yards. Logged a team-high 1,649 all-purpose yards which was the fourth-most for a season in school history. Led the nation in kick-return average at 40.0 yards per return and tied for FBS lead with four kick returns for touchdowns. Finished as the team's second-leading receiver with 536 yards on 36 catches and the squad's third-leading rusher with 230 yards.
• As a redshirt freshman (2016), played in all 13 games and made seven starts at running back. Made an immediate impact in his first collegiate season as one of college football's top kick returners. Ranked among FBS leaders in kick return total yards (2nd; 1,068), kick return average (8th; 28.1 ypr), kick return touchdowns (2nd; 2) and total kick returns (6th; 38). Rushed for 159 yards on 31 carries with a score. Ranked third on the squad with 29 catches for 298 yards and two touchdowns.
• As a true freshman (2015), redshirted.
• Graduated from Memphis with a degree in sport and leisure management.

PERSONAL:
• Attended Melrose (Memphis, Tenn.) High School, where he was a two-way all-district selection at both wide receiver and defensive back.
• As a senior (2014), registered over 1,200 receiving yards and 20 touchdowns. Named to The Commercial Appeal 2014 Class 4A-5A Best of the Preps Team after helping the Golden Wildcats to an 8-3 record and a state playoffs appearance. Selected to play in the AutoZone Liberty Bowl All-Star Game.
• As a junior (2013), helped lead Melrose to an 8-4 record and a TSSAA Class 5A state playoffs berth.
• Son of Torria and Tarrance Pollard. Has two siblings, Tneshia and Terrion.
• Follow Pollard on X at @Tp_5 and on Instagram at @playmaker_tp.
• Born Tony Randall Pollard on April 30, 1997 in Memphis, Tenn.

TONY POLLARD'S GAME-BY-GAME

2019 Dallas Cowboys					RUSHING					RECEIVING				
Date		Opp	W/L	P/S	Att	Yds	Avg	Lg	TD	No	Yds	Avg	Lg	TD
Sept 8		NYG	W	p	13	24	1.8	6	0	0	0	-	0	0
Sept 15	@	Was	W	p	4	22	5.5	10	0	1	3	3	3	0
Sept 22		Mia	W	p	13	103	7.9	28	1	3	25	8.3	12	0
Sept 29	@	NO	L	p	0	0	-	0	0	0	0	-	0	0
Oct 6		GB	L	p	4	19	4.8	7	0	0	0	-	0	0
Oct 13	@	NYJ	L	p	3	13	4.3	10	0	0	0	-	0	0
Oct 20		Phi	W	p	8	28	3.5	11	0	0	0	-	0	0
Nov 4	@	NYG	W	p	3	21	7	10	0	1	9	9	9	0
Nov 10		Min	L	p	1	-4	-4	-4	0	0	0	-	0	0
Nov 17	@	Det	W	p	2	12	6	7	0	4	44	11	21t	1
Nov 24	@	NE	L	p	4	19	4.8	8	0	3	9	3	8	0
Nov 28		Buf	L	p	3	7	2.3	4	0	0	0	-	0	0
Dec 5	@	Chi	L	IA										
Dec 15		LAR	W	p	12	131	10.9	44t	1	2	12	6	8	0
Dec 22	@	Phi	L	p	2	0	0	1	0	0	0	-	0	0
Dec 29		Was	W	p	14	60	4.3	11	0	1	5	5	5	0
Totals			**8-8**	**15/0**	**86**	**455**	**5.3**	**44t**	**2**	**15**	**107**	**7.1**	**21t**	**1**

2020 Dallas Cowboys					RUSHING					RECEIVING				
Date		Opp	W/L	P/S	Att	Yds	Avg	Lg	TD	No	Yds	Avg	Lg	TD
Sept 13	@	LAR	L	p	2	10	5	6	0	2	22	11	18	0
Sept 20		Atl	W	S	2	6	3	3	0	1	3	3	3	0
Sept 27	@	Sea	L	p	0	0	-	0	0	1	-5	-5	-5	0
Oct 4		Cle	L	p	3	16	5.3	8	1	1	16	16	16	0
Oct 11		NYG	W	p	6	30	5	13	0	2	2	1	9	0
Oct 19		Ari	L	p	10	31	3.1	12	0	2	9	4.5	5	0
Oct 25	@	Was	L	p	8	16	2	6	0	1	6	6	6	0
Nov 1	@	Phi	L	p	7	40	5.7	14	0	2	24	12	14	0
Nov 8		Pit	L	p	9	57	6.3	20	0	1	1	1	1	0
Nov 22	@	Min	W	p	5	60	12	42t	1	0	0	-	0	0
Nov 26		Was	L	p	4	12	3	5	0	2	10	5	6	0
Dec 8	@	Bal	L	p	8	22	2.8	12	0	1	6	6	6	0
Dec 13	@	Cin	W	p	11	39	3.5	17	0	2	9	4.5	7t	1
Dec 20		SF	W	S	12	69	5.8	40t	2	6	63	10.5	30	0
Dec 27		Phi	W	p	9	12	1.3	7	0	1	8	8	8	0
Jan 3	@	NYG	L	p	5	15	3	6	0	3	19	6.3	10	0
Totals			**6-10**	**16/2**	**101**	**435**	**4.3**	**42t**	**4**	**28**	**193**	**6.9**	**30**	**1**

2021 Dallas Cowboys					RUSHING					RECEIVING				
Date		Opp	W/L	P/S	Att	Yds	Avg	Lg	TD	No	Yds	Avg	Lg	TD
Sept 9	@	TB	L	p	3	14	4.7	11	0	4	29	7.3	11	0
Sept 19	@	LAC	W	p	13	109	8.4	28	1	3	31	10.3	13	0
Sept 27		Phi	W	p	11	60	5.5	11	0	1	5	5	5	0
Oct 3		Car	W	p	10	67	6.7	18	0	0	0	-	0	0
Oct 10		NYG	W	p	14	75	5.4	17	0	4	28	7	13	0
Oct 17	@	NE	W	p	10	41	4.1	9	0	3	22	7.3	13	0
Oct 31	@	Min	W	p	7	26	3.7	7	0	1	1	1	1	0
Nov 7		Den	L	p	4	11	2.8	8	0	1	32	32	32	0
Nov 14		Atl	W	p	11	42	3.8	15	0	6	56	9.3	19	0
Nov 21	@	KC	L	p	7	50	7.1	31	0	2	20	10	14	0
Nov 25		LV	L	p	10	36	3.6	12	0	4	32	8	13	0
Dec 2	@	NO	W	p	7	71	10.1	58t	1	2	3	1.5	2	0
Dec 12	@	Was	W	IA										
Dec 19	@	NYG	W	p	12	74	6.2	17	0	3	13	4.3	7	0
Dec 26		Was	W	p	8	34	4.3	9	0	2	16	8	9	0
Jan 2		Ari	L	p	3	9	3	5	0	3	49	16.3	31	0
Jan 8	@	Phi	W	IA										
Totals			**12-5**	**15/0**	**130**	**719**	**5.5**	**58t**	**2**	**39**	**337**	**8.6**	**32**	**0**
Playoffs														
Jan 16		SF	L	p	4	14	3.5	8	0	2	12	6.0	10	0
Totals			**0-1**	**1/1**	**4**	**14**	**3.5**	**8**	**0**	**2**	**12**	**6.0**	**10**	**0**

2022 Dallas Cowboys					RUSHING					RECEIVING				
Date		Opp	W/L	P/S	Att	Yds	Avg	Lg	TD	No	Yds	Avg	Lg	TD
Sept 11		TB	L	S	6	8	1.3	9	0	2	14	7	10	0
Sept 18		Cin	W	p	9	43	4.8	17	1	4	55	13.8	46	0
Sept 26	@	NYG	W	p	13	105	8.1	46	0	0	0	-	0	0
Oct 2		Was	W	p	8	6	0.8	9	0	1	2	2	2	0
Oct 9	@	LAR	W	p	8	86	10.8	57t	1	0	0	-	0	0
Oct 16	@	Phi	L	p	11	44	4	15	0	2	8	4	8	0
Oct 23		Det	W	p	12	83	6.9	28	0	2	26	13	19	0
Oct 30		Chi	W	S	14	131	9.4	54t	3	1	16	16	16	0
Nov 13	@	GB	L	S	22	115	5.2	14	1	3	13	4.3	9	0
Nov 20	@	Min	W	p	15	80	5.3	20	0	6	109	18.2	68t	2
Nov 24		NYG	W	p	18	60	3.3	13	0	2	1	0.5	2	0
Dec 4		Ind	W	S	12	91	7.6	30t	2	2	15	7.5	10	0
Dec 11		Hst	W	p	10	42	4.2	18	1	4	20	5	10t	1
Dec 18	@	Jax	L	p	19	75	3.9	21	0	4	31	7.8	11	0
Dec 24		Phi	W	p	9	19	2.1	8	0	6	61	10.2	13	0
Dec 29	@	Ten	W	IA										
Jan 8	@	Was	L	p	7	19	2.7	5	0	0	0	-	0	0
Totals			**12-5**	**16/4**	**193**	**1,007**	**5.2**	**57t**	**9**	**39**	**371**	**9.5**	**68t**	**3**
Playoffs														
Jan 16	@	TB	W	p	15	77	5.1	18	0	3	12	4.0	5	0
Jan 22	@	SF	L	p	6	22	3.7	10	0	2	11	5.5	8	0
Totals			**1-1**	**2/0**	**21**	**99**	**4.7**	**18**	**0**	**5**	**23**	**4.6**	**8**	**0**

2023 Dallas Cowboys					RUSHING					RECEIVING				
Date		Opp	W/L	P/S	Att	Yds	Avg	Lg	TD	No	Yds	Avg	Lg	TD
Sept 10	@	NYG	W	S	14	70	5	25	2	2	12	6	7	0
Sept 17		NYJ	W	S	25	72	2.9	23	0	7	37	5.3	19	0
Sept 24	@	Ari	L	S	23	122	5.3	31	0	3	-1	-0.3	2	0
Oct 1		NE	W	S	11	47	4.3	16	0	3	13	4.3	6	0
Oct 8	@	SF	L	S	8	29	3.6	10	0	4	35	8.8	26	0
Oct 16	@	LAC	W	S	15	30	2	7	0	6	80	13.3	60	0
Oct 29		LAR	W	S	12	53	4.4	13	0	1	2	2	2	0
Nov 5	@	Phi	L	S	12	51	4.3	15	0	3	12	4	8	0
Nov 12		NYG	W	S	15	55	3.7	15	0	0	0	-	0	0
Nov 19	@	Car	W	S	12	61	5.1	22	1	4	19	4.8	12	0
Nov 23		Was	W	S	13	79	6.1	27	1	6	24	4	10	0
Nov 30		Sea	W	S	20	68	3.4	16	1	3	15	5	12	0
Dec 10		Phi	W	S	16	59	3.7	11	0	7	37	5.3	8	0
Dec 17	@	Buf	L	S	11	52	4.7	11	0	2	5	2.5	5	0
Dec 24	@	Mia	L	S	12	38	3.2	7	0	1	5	5	5	0
Dec 30		Det	W	S	16	49	3.1	18	0	1	0	0	0	0
Jan 7	@	Was	W	S	17	70	4.1	12	1	2	16	8	12	0
Totals			**12-5**	**17/17**	**252**	**1,005**	**4.0**	**31**	**6**	**55**	**311**	**5.7**	**60**	**0**
Playoffs														
Jan 14		GB	L	S	15	56	3.7	11	1	7	29	4.1	9	0
Totals			**0-1**	**1/1**	**15**	**56**	**3.7**	**11**	**1**	**7**	**29**	**4.1**	**9**	**0**

2024 Tennessee Titans					RUSHING					RECEIVING				
Date		Opp	W/L	P/S	Att	Yds	Avg	Lg	TD	No	Yds	Avg	Lg	TD
Sept 8	@	Chi	L	S	16	82	5.1	26t	1	3	12	4.0	8	0
Sept 15		NYJ	L	S	17	62	3.6	15	0	5	40	8.0	22	0
Sept 22		GB	L	S	6	14	2.3	4	0	3	15	5.0	12	0
Sept 30	@	Mia	W	S	22	88	4.0	41	1	2	20	10.0	16	0
Oct 13		Ind	L	S	17	93	5.5	23	1	3	-5	-1.7	1	0
Oct 20	@	Buf	L	S	16	61	3.8	14	0	2	4	2.0	2	0
Oct 27	@	Det	L	S	20	94	4.7	17	0	3	23	7.7	17	0
Nov 3		NE	W	S	28	128	4.6	32	0	3	26	8.7	12	0
Nov 10	@	LAC	L	S	9	44	4.9	15	0	4	19	4.8	15	0
Nov 17		Min	L	S	9	15	1.7	4	0	2	14	7.0	10	0
Nov 24	@	Hst	W	S	24	119	5.0	27	1	3	10	3.3	9	0
Dec 1	@	Was	L	S	8	35	4.4	7	0	4	33	8.3	30	0
Dec 8		Jax	L	S	21	102	4.9	21	0	2	22	11.0	13	0
Dec 15		Cin	L	S	17	45	2.6	15	1	0	0	-	0	0
Dec 22	@	Ind	L	S	8	35	4.4	17	0	2	5	2.5	8	0
Dec 29	@	Jax	L	IA										
Jan 5		Hst	L	S	22	62	2.8	11	0	0	0	-	0	0
Totals			**3-14**	**16/16**	**260**	**1,079**	**4.2**	**41**	**5**	**41**	**238**	**5.8**	**30**	**0**

TONY POLLARD'S GAME-BY-GAME CONT.

2025 Tennessee Titans					RUSHING					RECEIVING				
Date		Opp	W/L	P/S	Att	Yds	Avg	Lg	TD	No	Yds	Avg	Lg	TD
Sept 7	@	Den	L	S	18	60	3.3	9	0	1	29	29.0	29	0
Sept 14		LAR	L	S	20	92	4.6	10	0	0	0	-	0	0
Sept 21		Ind	L	S	16	45	2.8	10	1	2	14	7.0	11	0
Sept 28	@	Hst	L	S	14	64	4.6	21	0	3	12	4.0	8	0
Oct 5	@	Ari	W	S	14	67	4.8	14	1	3	11	3.7	4	0
Oct 12	@	LV	L	S	10	34	3.4	17	0	2	13	6.5	9	0
Oct 19		NE	L	S	6	18	3.0	6	0	6	43	7.2	10	0
Oct 26	@	Ind	L	S	11	44	4.0	11	0	1	9	9.0	9	0
Nov 2		LAC	L	S	10	56	5.6	16	0	1	12	12.0	12	0
Nov 16		Hst	L	S	10	22	2.2	7	0	3	4	1.3	9	0
Nov 23		Sea	L	S	11	20	1.8	5	0	4	21	5.3	10	0
Nov 30		Jax	L	S	10	60	6.0	15	0	1	3	3.0	3	0
Dec 7	@	Cle	W	S	25	161	6.4	65t	2	0	0	-	0	0
Dec 14	@	SF	L	S	14	104	7.4	22	1	1	8	8.0	8	0
Dec 21		KC												
Dec 28		NO												
Jan 3/4	@	Jax												
Totals			**2-12**	**14/14**	**189**	**847**	**4.5**	**65t**	**5**	**28**	**179**	**6.4**	**29**	**0**

TONY POLLARD'S NFL STATISTICS

REGULAR SEASON				RUSHING					RECEIVING				
Year	Team	GP	GS	Att	Yds	Avg	Lg	TD	No	Yds	Avg	Lg	TD
2019	Dallas	15	0	86	455	5.3	44t	2	15	107	7.1	21t	1
2020	Dallas	16	2	101	435	4.3	42t	4	28	193	6.9	30	1
2021	Dallas	15	0	130	719	5.5	58t	2	39	337	8.6	32	0
2022	Dallas	16	4	193	1,007	5.2	57t	9	39	371	9.5	68t	3
2023	Dallas	17	17	252	1,005	4.0	31	6	55	311	5.7	60	0
2024	Tennessee	16	16	260	1,079	4.2	41	5	41	238	5.8	30	0
2025	Tennessee	14	14	189	847	4.5	65t	5	28	179	6.4	29	0
NFL Totals		**109**	**53**	**1,211**	**5,547**	**4.6**	**65t**	**33**	**245**	**1,736**	**7.1**	**68t**	**5**

REGULAR SEASON		PUNT RETURNS						KICKOFF RETURNS				
Year	Team	No	FC	Yds	Avg	Lg	TD	No	Yds	Avg	Lg	TD
2019	Dallas	0	0	0	-	0	0	14	245	17.5	30	0
2020	Dallas	0	0	0	-	0	0	32	766	23.9	67	0
2021	Dallas	0	0	0	-	0	0	17	489	28.8	100t	1
NFL Totals		**0**	**0**	**0**	**-**	**0**	**0**	**63**	**1,500**	**23.8**	**100t**	**1**

PLAYOFFS				RUSHING					RECEIVING				
Year	Team	GP	GS	Att	Yds	Avg	Lg	TD	No	Yds	Avg	Lg	TD
2021	Dallas	1	0	4	14	3.5	8	0	2	12	6.0	10	0
2022	Dallas	2	0	21	99	4.7	18	0	5	23	4.6	8	0
2023	Dallas	1	1	15	56	3.7	11	1	7	29	4.1	9	0
NFL Totals		**4**	**1**	**40**	**169**	**4.2**	**18**	**1**	**14**	**64**	**4.6**	**10**	**0**

PLAYOFFS		PUNT RETURNS						KICKOFF RETURNS				
Year	Team	No	FC	Yds	Avg	Lg	TD	No	Yds	Avg	Lg	TD
2021	Dallas	0	0	0	-	0	0	2	50	25.0	32	0
NFL Totals		**0**	**0**	**0**	**-**	**0**	**0**	**2**	**50**	**25.0**	**32**	**0**

Single-Game Highs

Rushes - 28 vs. New England (11/3/24)
Rushing Yards - **161 at Cleveland (12/7/25)**
Long Rush - **65t at Cleveland (12/7/25)**
Touchdowns - 3 vs. Chicago (10/30/22)
Receptions - 7 (Twice, last vs. Philadelphia 12/10/23)
Receiving Yards - 109 at Minnesota (11/20/22)
Long Reception - 68t at Minnesota (11/20/22)
Touchdowns - 2 at Minnesota (11/20/22)
Kickoff Returns - 5 vs. Atlanta (9/20/20)
Kickoff Return Yards - 129 vs. Las Vegas (11/25/21)
Long Kickoff Return - 100t vs. Las Vegas (11/25/21)
Kickoff Return Touchdowns - 1 vs. Las Vegas (11/25/21)

Additional Statistics

Misc. Tackles - 1 (2019); 1 (2020), 1 (2024)
Two-Point Conversions - 1 run (2019), 1 run (2023), 1 run (2024)
Fumble Recoveries - 1 (2021), 1 (2024), **1 (2025)**

Playoff Single-Game Highs

Rushes - 15 (Twice, last vs. Green Bay 1/14/24)
Rushing Yards - 77 at Tampa Bay (1/16/24)
Long Rush - 18 at Tampa Bay (1/16/23)
Touchdowns - 1 vs. Green Bay (1/14/24)
Receptions - 7 vs. Green Bay (1/14/24)
Receiving Yards - 29 vs. Green Bay (1/14/24)
Long Reception - 10 vs. San Francisco (1/16/22)
Kickoff Returns - 2 vs. San Francisco (1/16/22)
Kickoff Return Yards - 50 vs. San Francisco (1/16/22)
Long Kickoff Return - 32 vs. San Francisco (1/16/22)

13 JAMES PROCHE II

WIDE RECEIVER • 5'11" • 193 LBS
COLLEGE: SOUTHERN METHODIST • ACQUIRED: UNRESTRICTED FREE AGENT (CLE) - 2025
NFL EXPERIENCE (NFL/TITANS): 6/1 • HOMETOWN: DALLAS, TEXAS
GAMES PLAYED/GAMES STARTED: 68/2 (PLAYOFFS: 2/0)



PRO: The Titans signed James Proche II early in the 2025 offseason to add experience to the wide receiver room and as a special teams playmaking threat. The 5-foot-11-inch, 193-pounder entered the NFL as a sixth-round pick of the Baltimore Ravens in 2020. The Dallas, Texas, native has appeared in 62 games over his five-year NFL career, serving primarily as a punt returner during his time with the Baltimore Ravens and Cleveland Browns.

CAREER HIGHLIGHTS:
• In 2020, Proche II was named to PFWA All-Rookie Team as a punt returner.

TITANS TIDBITS:
• Proche was mentored by Hall of Fame cornerback Deion Sanders. He spent two years at Prime Prep Academy (Texas), co-founded by Sanders, before transferring to DeSoto (Texas) High School for his senior year.
• Proche's nickname is "Channel 3" which originates from his favorite number, 3, and his desire to "put on a show" when playing.
• Proche is an avid photographer.

CAREER TRANSACTIONS:
• The Dallas, Texas, native was selected by the Baltimore Ravens in the sixth round (201st overall) of the 2020 NFL Draft.
• Released by the Ravens on Aug. 29, 2023.
• Signed by the Cleveland Browns to the team's practice squad on Oct. 31, 2023.
• Activated from the practice squad to the Browns' active roster standard elevation on Nov. 4, 2023.
• Signed to the Browns' active roster from the team's practice squad on Nov. 7, 2023.
• Released by the Browns on Aug. 27, 2024 and signed to the team's practice squad a day later.
• Activated from the practice squad to the Browns' active roster standard elevation on Sept. 14, 2024.
• Released by the Browns on Oct. 12, 2024 and signed to the team's practice squad three days later.
• Activated from the practice squad to the Browns' active roster standard elevation on Dec. 7, 2024.
• Activated from the practice squad to the Browns' active roster standard elevation on Dec. 14, 2024.
• Activated from the practice squad to the Browns' active roster standard elevation on Dec. 21, 2024.
• Signed to the Browns' active roster from the team's practice squad on Dec. 26, 2024.
• Signed by the Titans as an unrestricted free agent on March 26, 2025.
• Waived by the Titans on Aug. 26, 2025 and signed to the team's practice squad a day later.
• Activated from the practice squad to the active roster standard elevation on Oct. 4, 2025.
• Activated from the practice squad to the active roster standard elevation on Oct. 25, 2025.
• Activated from the practice squad to the active roster standard elevation on Nov. 1, 2025.
• Signed to the Titans' active roster from the team's practice squad on Nov. 18, 2025.

SEASON RECAPS:
2025 (6/1 - Tennessee):
• At Arizona (10/5), was inactive.
• At Indianapolis (10/26), made his Titans debut as a reserve at wide receiver and on special teams.
• Against L.A. Chargers (11/2), played as a reserve at wide receiver and on special teams.
• Against Seattle (11/23), saw action as a reserve at wide receiver and snared three passes for 42 yards. Converted a third-and-nine with a 23-yard grab over the middle in the second quarter. Extended a Titans' touchdown drive with a 12-yard catch on third-and-four in the third quarter.
• Against Jacksonville (11/30), played as a reserve at wide receiver and snared a 13-yard reception.
• At Cleveland (12/7), saw action as a reserve at wide receiver.
• At San Francisco (12/14), made his first start of the season at wide receiver.

2024 (9/0 - Cleveland): Appeared in nine games and returned 19 punts for 172 yards and one kickoff for 19 yards. Also recorded three receptions for 21 yards.
• Against N.Y. Giants (9/22), returned five punts for 38 yards.
• At Pittsburgh (12/8), recorded two receptions for 18 yards.

2023 (10/1, 1/0 - Cleveland): Appeared in 10 games with one start. Returned 22 punts for 197 yards. Also returned one kickoff for 19 yards.
• Against Arizona (11/5), returned six punts for 38 yards.
• At Cincinnati (1/7), made first NFL start and returned one punt for six yards.

2022 (15/0, 1/0 - Baltimore): Appeared in 15 games and tallied eight receptions for 62 yards. Added four punt returns for 24 yards.
• At Tampa Bay (10/27), recorded three receptions for 24 yards.

2021 (14/0 - Baltimore): Appeared in 14 games. Tallied a career high 16 receptions and 202 receiving yards. Added two kickoff returns for 22 yards.
• At Denver (10/3), recorded five receptions for 74 yards.

2020 (14/0 - Baltimore): Appeared in 14 games. Returned 23 punts for 198 yards. Added one reception for 14 yards.
• Against Cleveland (9/3), made his NFL debut and recorded two punt returns for 26 yards.

COLLEGE:
• Proche played in 50 games over five seasons (2015-19) at Southern Methodist University and set multiple school records. Proche set career records for receiving touchdowns, career receptions, career receiving yards, career all-purpose yards (4,996), season receiving touchdowns (15) and consecutive games with a reception touchdowns (12).
• As a senior (2019), started all 13 games and registered an FBS-leading 111 receptions. Led the Mustangs with 1,225 yards (13th NCAA) and 15 touchdowns (4th NCAA). Ranked second nationally in receptions per game with 8.5. Had a team-leading 1,423 all-purpose yards. Was second on the team in scoring with 92 points. Led the Mustangs with 17 punt returns for 164 yards.
• As a junior (2018), led the AAC and was in the top-12 in the FBS in multiple statistical categories including fifth in receptions per game (8), eighth in receiving touchdowns (12), 10th in receiving yards per game (100) and 12th in receiving yards (1,199 yards).

• As a sophomore (2017), played in all 13 games with nine starts. Was third on the team with 40 receptions for 816 yards and six touchdowns. Tallied three kick returns for 50 yards and one punt return for six yards. Finished fifth on the team with 872 all-purpose yards. Connected on an 86-yard pass from Ben Hicks against Central Florida, tied for sixth longest pass play at Southern Methodist University.
• As a redshirt freshman (2016), played in all 12 games and started in eight. Was one of three Mustangs (Braeden West and Courtland Sutton) with at least 1,000 all-purpose yards after finishing with 1,044 total yards. Finished second on the team in receptions (57), receiving yards (709) and touchdown receptions (6). Named honorable mention Freshman All-American by Campus Insiders and American Athletic Conference Weekly Honor Role.
• As a true freshman (2015), redshirted.
• Graduated from Southern Methodist University with a degree in sociology.

PERSONAL:
• Attended DeSoto (Texas) High School, during his senior year where he was a four-star ESPN recruit. Ranked the nation's No. 38 wideout and the No. 52 player in Texas by ESPN.com. A member of the Dallas Morning News Area Top 100, coming in at No. 33. Ranked as the No. 8 wideout in Texas by Dave Campbell's Texas Football.
• Caught 18 passes for 335 yards and a score in just seven games in 2014. Also had 15 punt returns for 227 yards and another score
• Follow Proche II on X at @jamesproche3 and on Instagram at @jamesproche3.
• Born James Proche II on Sept. 20, 1996 in Dallas, Texas.

JAMES PROCHE II'S TITANS GAME-BY-GAME

2025 Tennessee Titans					RECEIVING				
Date		Opp.	W/L	P/S	No	Yds	Avg	Lg	TD
Sept 7	@	Den	L	PS					
Sept 14		LAR	L	PS					
Sept 21		Ind	L	PS					
Sept 28	@	Hst	L	PS					
Oct 5	@	Ari	W	IA					
Oct 12	@	LV	L	PS					
Oct 19		NE	L	PS					
Oct 26	@	Ind	L	p	0	0	-	0	0
Nov 2		LAC	L	p	0	0	-	0	0
Nov 16		Hst	L	PS					
Nov 23		Sea	L	p	3	42	14.0	23	0
Nov 30		Jax	L	p	1	13	13.0	13	0
Dec 7	@	Cle	W	p	0	0	-	0	0
Dec 14	@	SF	L	S	0	0	-	0	0
Dec 21		KC							
Dec 28		NO							
Jan 3/4	@	Jax							
Totals			**2-12**	**6/1**	**4**	**55**	**13.8**	**23**	**0**

JAMES PROCHE II'S NFL STATISTICS

REGULAR SEASON				RECEIVING					RUSHING				
Year	Team	GP	GS	No	Yds	Avg	Lg	TD	Att	Yds	Avg	Lg	TD
2020	Baltimore	14	0	1	14	14.0	14	0	0	0	-	0	0
2021	Baltimore	14	0	16	202	12.6	32	0	0	0	-	0	0
2022	Baltimore	15	0	8	62	7.8	12	0	0	0	-	0	0
2023	Cleveland	10	1	0	0	-	0	0	0	0	-	0	0
2024	Cleveland	9	0	3	21	7.0	14	0	0	0	-	0	0
2025	Tennessee	6	1	4	55	13.8	23	0	0	0	-	0	0
NFL Totals		**68**	**2**	**32**	**354**	**11.1**	**32**	**0**	**0**	**0**	**-**	**0**	**0**

REGULAR SEASON		PUNT RETURNS						KICKOFF RETURNS				
Year	Team	No	FC	Yds	Avg	Lg	TD	No	Yds	Avg	Lg	TD
2020	Baltimore	23	16	198	8.6	20	0	0	0	-	0	0
2021	Baltimore	0	0	0	-	0	0	2	22	11.0	22	0
2022	Baltimore	4	2	24	6.0	9	0	0	0	-	0	0
2023	Cleveland	22	27	197	9.0	21	0	1	19	19.0	19	0
2024	Cleveland	19	10	172	9.1	18	0	1	19	19.0	19	0
NFL Totals		**68**	**55**	**591**	**8.7**	**21**	**0**	**4**	**60**	**15.0**	**22**	**0**

PLAYOFFS				RECEIVING					RUSHING				
Year	Team	GP	GS	No	Yds	Avg	Lg	TD	Att	Yds	Avg	Lg	TD
2022	Baltimore	1	0	0	0	-	0	0	0	0	-	0	0
2023	Cleveland	1	0	0	0	-	0	0	0	0	-	0	0
NFL Totals		**2**	**0**	**0**	**0**	**-**	**0**	**0**	**0**	**0**	**-**	**0**	**0**

PLAYOFFS		PUNT RETURNS						KICKOFF RETURNS				
Year	Team	No	FC	Yds	Avg	Lg	TD	No	Yds	Avg	Lg	TD
2022	Baltimore	2	1	26	13.0	16	0	0	0	-	0	0
2023	Cleveland	1	1	2	2.0	2	0	0	0	-	0	0
NFL Totals		**3**	**2**	**28**	**9.3**	**16**	**0**	**0**	**0**	**-**	**0**	**0**

Single-Game Highs

Receptions - 7 at Cincinnati (12/26/21)
Receiving Yards - 76 at Cincinnati (12/26/21)
Long Reception - 32 at Denver (10/03/21)
Punt Returns - 6 vs. Arizona (11/05/23)
Punt Return Yards - 55 vs. Arizona (11/05/23)
Punt Return Long - 21 vs. Pittsburgh (11/19/23)

91 C.J. RAVENELL

DEFENSIVE LINEMAN • 6'5" • 300 LBS
COLLEGE: MISSOURI WESTERN STATE • ACQUIRED: WAIVERS (BAL) - 2025
NFL EXPERIENCE (NFL/TITANS): 1/1 • HOMETOWN: SANTA CLARITA, CALIF.
GAMES PLAYED/GAMES STARTED: 11/1 (PLAYOFFS: 0/0)

PRO: The Titans claimed C.J. Ravenell off waivers from the Baltimore Ravens during final roster cutdowns prior to the 2025 campaign. The 6-foot-5-inch, 300-pounder is an athletic player with a physical presence who will look to use his versatility to add depth to the Titans' defensive front. The Missouri Western State product spent his rookie campaign on the Ravens' practice squad in 2024.

TITANS TIDBITS:
• Ravenell's path to the NFL had many stops. He attended multiple pro days and earned two rookie camp invites in his undrafted journey. Ravenell didn't make it to his second camp invite, as the Baltimore Ravens signed the Division 2 prospect immediately after his rookie camp tryout in 2023.
• With an eye toward getting an opportunity to play in the NFL, Ravenell was extremely dedicated in the weight room and with nutrition to increase his weight from 240 pounds in his redshirt junior year to 287 pounds in his final collegiate season.

CAREER TRANSACTIONS:
• The Santa Clarita, Calif., native was originally signed by the Baltimore Ravens as a rookie free agent on May 6, 2024.
• Waived by the Ravens on Aug. 27, 2024 and signed to the team's practice squad a day later.
• Signed by the Ravens to a future contract on Jan. 21, 2025.
• Waived by the Ravens on Aug. 26, 2025.
• Claimed off waivers by the Titans on Aug. 27, 2025.

SEASON RECAPS:
2025 (11/1 - Tennessee): Made his NFL debut against the L.A. Rams (9/14).
• At Denver (9/7), was inactive.
• Against L.A. Rams (9/14), played as a reserve on the defensive front in his first career NFL contest and posted a tackle.
• Against Indianapolis (9/21), saw limited action as a reserve on the defensive front and notched two tackles.
• At Houston (9/28), played limited snaps as a reserve on the defensive front.
• At Arizona (10/5), saw action as a reserve on the defensive line.
• At Las Vegas (10/12), played limited snaps as a reserve on the defensive front.
• Against New England (10/19), was inactive.
• At Indianapolis (10/26), made his first career NFL start at defensive end and tallied a tackle.
• Against L.A. Chargers (11/2), played as a reserve at defensive end and posted a tackle with a quarterback pressure. Forced a Kimani Vidal fumble, but the loose ball was recovered by the Chargers in the first quarter.
• Against Houston (11/16), saw action as a reserve at defensive end.
• Against Seattle (11/23), was inactive.
• Against Jacksonville (11/30), saw limited action as a reserve on the defensive front.
• At Cleveland (12/7), played limited snaps as a reserve on the defensive front.
• At San Francisco (12/14), saw action as a reserve at defensive end.

2024 (0/0 - Baltimore): Spent the entire season on the Ravens' practice squad.

COLLEGE:
• Appeared in 43 games during his six-year tenure (2018-23) at Missouri Western State, totaling 164 tackles, 38 tops for loss, 14.5 sacks, five forced fumbles, two fumble recoveries, a pass defensed and a blocked kick.
• Garnered All-MIAA honors in all four active seasons (2019, 2021-23) and was a three-time MIAA Academic Honor Roll honoree (2019, 2021-22). Was a recipient of the 2022-23 D2 ADA Academic Achievement Award.
• As a senior (2023), played in 11 games and posted 45 tackles, 11 stops for loss, three sacks and a fumble recovery, en route to earning second-team All-MIAA honors.
• As a junior (2022), saw action in 11 games and accumulated 47 tackles, 6.5 stops for loss, 2.5 sacks and a forced fumble. Earned second-team All-MIAA honors.
• As a sophomore (2021), participated in nine contests, recording 33 tackles, 12 stops for loss, seven sacks and two forced fumbles, while garnering third-team All-MIAA recognition.
• Missouri Western State's 2020 season was canceled due to the COVID-19 Pandemic. Players did not lose a season of eligibility.
• As a redshirt freshman (2019), appeared in all 12 games, notching 39 tackles, 8.5 stops for loss, two sacks, two forced fumbles, a fumble recovery and a blocked kick. Received honorable mention All-MIAA recognition.
• As a freshman (2018), redshirted.
• Graduated with a degree in sports management from Missouri Western State in 2023. Earned a master's degree in business administration from Missouri Western State in 2024.

PERSONAL:
• Attended Golden Valley (Santa Clarita, Calif.) High School and played a key part in the Grizzlies reaching the CIF semifinals and championship game in his junior and senior seasons.
• As a senior (2017), totaled 13 sacks en route to being named Foothill League Co-Lineman of the Year.
• Son of Ken and Kim Ravenell, and has two sisters, Katie and Courtney.
• Follow Ravenell on X at @CJRav and on Instagram at @cjravenell.
• Born Cameron James Ravenell on July 7, 2000 in Santa Clarita, Calif.

C.J. RAVENELL'S GAME-BY-GAME

2025 Tennessee Titans

Date	Opp	W/L	P/S	Tot	Solo	Asst	Sk	- Yds	QBP	TFL	Int	- Yds	-TD	PD	FF	FR	- Yds	SpT
Sept 7	@ Den	L	IA															
Sept 14	LAR	L	p	1	1	0	0.0	0.0	0	0	0	0	0	0	0	0	0	0
Sept 21	Ind	L	p	2	0	2	0.0	0.0	0	0	0	0	0	0	0	0	0	0
Sept 28	@ Hst	L	p	0	0	0	0.0	0.0	0	0	0	0	0	0	0	0	0	0
Oct 5	@ Ari	W	p	0	0	0	0.0	0.0	0	0	0	0	0	0	0	0	0	0
Oct 12	@ LV	L	p	0	0	0	0.0	0.0	0	0	0	0	0	0	0	0	0	0
Oct 19	NE	L	IA															
Oct 26	@ Ind	L	S	1	0	1	0.0	0.0	0	0	0	0	0	0	0	0	0	0
Nov 2	LAC	L	p	1	0	1	0.0	0.0	1	0	0	0	0	0	1	0	0	0
Nov 16	Hst	L	p	0	0	0	0.0	0.0	0	0	0	0	0	0	0	0	0	0
Nov 23	Sea	L	IA															
Nov 30	Jax	L	p	0	0	0	0.0	0.0	0	0	0	0	0	0	0	0	0	0
Dec 7	@ Cle	W	p	0	0	0	0.0	0.0	0	0	0	0	0	0	0	0	0	0
Dec 14	@ SF	L	p	0	0	0	0.0	0.0	0	0	0	0	0	0	0	0	0	0
Dec 21	KC																	
Dec 28	NO																	
Jan 3/4	@ Jax																	
Totals		**2-12**	**11/1**	**5**	**1**	**4**	**0.0**	**0.0**	**1**	**0**	**0**	**0**	**0**	**0**	**1**	**0**	**0**	**0**

C.J. RAVENELL'S NFL STATISTICS

REGULAR SEASON				TACKLES							INTERCEPTIONS					FUMBLES			
Year	**Team**	**GP**	**GS**	**Tot**	**Solo**	**Asst**	**Sk**	**Yds**	**QBP**	**TFL**	**No**	**Yds**	**Lg**	**TD**	**PD**	**FF**	**FR**	**Yds**	**SpT**
2024	Baltimore	0	0	Practice Squad															
2025	Tennessee	11	1	5	1	4	0.0	0.0	1	0	0	0	0	0	0	1	0	0	0
NFL Totals		**11**	**1**	**5**	**1**	**4**	**0.0**	**0.0**	**1**	**0**	**0**	**0**	**0**	**0**	**0**	**1**	**0**	**0**	**0**

Single-Game Highs

Tackles - **2 vs. Indianapolis (9/21/25)**

Forced Fumbles - **1 vs. L.A. Chargers (11/2/25)**

28 JERRICK REED II

SAFETY • 5'9" • 197 LBS
COLLEGE: NEW MEXICO • ACQUIRED: WAIVERS (SEA) - 2025
NFL EXPERIENCE (NFL/TITANS): 3/1 • HOMETOWN: OLIVE BRANCH, MISS.
GAMES PLAYED/GAMES STARTED: 21/0 (PLAYOFFS: 0/0)

PRO: The Titans claimed Jerrick Reed II off waivers from the Seattle Seahawks midway through the 2025 campaign. The 5-foot-9-inch, 197-pounder safety looks to add depth and experience to the Titans secondary and on special teams. The University of New Mexico product was selected by the Seattle Seahawks in the sixth round of the 2023 NFL Draft and appeared in 20 games with the club. As a rookie, was named to the Pro Football Writers of America All-Rookie team after registering nine special teams stops.

TITANS TIDBITS:
• Reed was not highly recruited in high school and received zero Division I college football offers, eventually choosing to play at Northwest Mississippi Community College.

CAREER TRANSACTIONS:
• The Olive Branch, Miss., native was selected by the Seattle Seahawks in the sixth round (198th overall) of the 2023 NFL Draft.
• Waived by the Seahawks on Aug. 26, 2025 and signed to the team's practice squad a day later.
• Signed by the Seahawks to their active roster from the practice squad on Sept. 20, 2025.
• Waived by the Seahawks on Sept. 23, 2025 and signed to the team's practice squad a day later.
• Activated from the Seahawks' practice squad to the active roster standard elevation on Oct. 4, 2025.
• Activated from the Seahawks' practice squad to the active roster standard elevation on Oct. 11, 2025.
• Activated from the Seahawks' practice squad to the active roster standard elevation on Oct. 20, 2025.
• Signed by the Seahawks to their active roster from the practice squad on Nov. 1, 2025.
• Waived by the Seahawks on Nov. 4, 2025.
• Claimed off waivers by the Titans on Nov. 5, 2025.

SEASON RECAPS:
2025 (5/0 - Seattle; 1/0 - Tennessee): Claimed off waivers by the Titans on Nov. 5. Saw action as a reserve in five contests with the Seahawks and posted two tackles on defense with two special teams stops. Spent three games on the Seahawks' practice squad.
• Against Houston (11/16), was inactive.
• Against Seattle (11/23), made his Titans debut as a reserve on special teams.
• Against Jacksonville (11/30), was inactive.
• At Cleveland (12/7), was inactive.
• At San Francisco (12/14), was inactive.

2024 (5/0 - Seattle): Saw action as a reserve in five games and collected three special teams stops. Was inactive for one contest. Spent the first seven games on the physically unable to perform list. Placed on injured reserve on Dec. 14 and missed the final four contests.

2023 (10/0 - Seattle): Named to the PFWA All-Rookie team. Played as a reserve in 10 games as a rookie and tied for third on team with nine special teams tackles. Placed on injured reserve on Nov. 23 and missed the final seven contests.

COLLEGE:
• Saw action in 41 games with 36 starts during his four-year career at New Mexico (2019-22), totaling 267 tackles (164 solo), 8.5 tackles for loss and seven interceptions. Played his freshman season at Northwest Mississippi Community College (2018).
• As a super senior (2022), appeared in 12 games and posted 94 tackles, an interception, 11 passes defensed, two forced fumbles, a fumble recovery and 4.5 stops for loss.
• As a senior (2021), named honorable mention All-Mountain West after playing in 12 games and registering 89 tackles, an interception and seven passes defensed.
• As a junior (2020), selected first team All-Mountain West after leading the conference with four interceptions to go along with 33 tackles and a fumble recovery.
• As a sophomore (2019), appeared in 12 games and posted 51 tackles, an interception he returned 43 yards for a touchdown and three stops for loss.
• As a true freshman (2018), attended Northwest Mississippi Community College and recorded 71 tackles, three for loss, a sack, a fumble recovery, two interceptions and three passes defensed helping lead the squad to an 8-2 record.
• Majored in mechanical engineering at New Mexico.

PERSONAL:
• Attended Olive Branch (Miss.) High School and was named first team All-State by The Clarion Ledger.
• As a senior, posted 99 tackles, seven interceptions for 271 yards, seven stops for loss and eight kickoff returns for 120 yards. Led his team to a 12-2 record and a spot in the third round of the 6A state playoffs.
• Follow Reed II on X at @JerrickReed and on Instagram at @sir_jerrick.
• Born Jerrick Jamal Reed II on Aug. 7, 2000 in Olive Branch, Miss.

JERRICK REED II'S TITANS GAME-BY-GAME

2025 Tennessee Titans

Date	Opp	W/L	P/S	Tot	Solo	Asst	Sk	- Yds	QBP	TFL	Int	- Yds	-TD	PD	FF	FR	- Yds	SpT
Nov 16	Hst	L	IA															
Nov 23	Sea	L	p	0	0	0	0.0	0.0	0	0	0	0	0	0	0	0	0	0
Nov 30	Jax	L	IA															
Dec 7	@ Cle	W	IA															
Dec 14	@ SF	L	IA															
Dec 21	KC																	
Dec 28	NO																	
Jan 3/4	@ Jax																	
Totals		**1-4**	**1/0**	**0**	**0**	**0**	**0.0**	**0.0**	**0**	**0**	**0**	**0**	**0**	**0**	**0**	**0**	**0**	**0**

JERRICK REED II'S NFL STATISTICS

REGULAR SEASON				TACKLES							INTERCEPTIONS					FUMBLES			
Year	**Team**	**GP**	**GS**	**Tot**	**Solo**	**Asst**	**Sk**	**Yds**	**QBP**	**TFL**	**No**	**Yds**	**Lg**	**TD**	**PD**	**FF**	**FR**	**Yds**	**SpT**
2023	Seattle	10	0	2	2	0	0.0	0.0	0	0	0	0	0	0	0	0	0	0	9
2024	Seattle	5	0	0	0	0	0.0	0.0	0	0	0	0	0	0	0	0	0	0	3
2025	Seattle	5	0	2	1	1	0.0	0.0	0	0	0	0	0	0	0	0	0	0	2
2025	Tennessee	1	0	0	0	0	0.0	0.0	0	0	0	0	0	0	0	0	0	0	0
NFL Totals		**21**	**0**	**4**	**3**	**1**	**0.0**	**0.0**	**0**	**0**	**0**	**0**	**0**	**0**	**0**	**0**	**0**	**0**	**14**

Single-Game Highs

Tackles - 1 (Four times, last at Washington 11/2/25)

Special Teams Tackles - 2 (Four times, last vs. L.A. Rams 11/3/24)

21 MICAH ROBINSON

CORNERBACK • 5'11" • 183 LBS
COLLEGE: TULANE • ACQUIRED: FREE AGENT - 2025
NFL EXPERIENCE: ROOKIE • HOMETOWN: ATLANTA, GA.
GAMES PLAYED/GAMES STARTED: 6/0 (PLAYOFFS: 0/0)

PRO: The Titans signed Micah Robinson off the Green Bay Packers' practice squad in the middle of the 2025 regular season to add depth to the cornerbacks room. The 5-foot-11-inch, 183-pounder was drafted by the Packers in the seventh round of the 2025 NFL Draft. He spent the first seven weeks on the Green Bay practice squad and was elevated to the active roster twice, but did not play in both contests.

CAREER TRANSACTIONS:
• The Atlanta, Ga., native was selected by the Green Bay Packers in the seventh round (237th overall) of the 2025 NFL Draft.
• Waived by the Packers on Aug. 27, 2025 and signed to the team's practice squad two days later.
• Activated from the Packers' practice squad to the active roster standard elevation on Sept. 6, 2025.
• Activated from the Packers' practice squad to the active roster standard elevation on Sept. 11, 2025.
• Signed by the Titans to their active roster from the Packers' practice squad on Oct. 28, 2025.

SEASON RECAPS:
2025 (0/0 - Green Bay; 6/0 - Tennessee): Has tied for the Titans team lead in special teams tackles once in 2025 (at CLE). Made his NFL debut against the L.A. Chargers (11/2). Spent the first seven games on the Packers' practice squad. Was elevated to the Packers' active roster for the first two games of the season, but did not play in either contest.
• Against L.A. Chargers (11/2), played as a reserve on special teams in his first career NFL contest.
• Against Houston (11/16), collected a special teams tackle on coverage units.
• Against Seattle (11/23), posted a special teams stop on coverage units.
• Against Jacksonville (11/30), played as a reserve at cornerback and on special teams.
• At Cleveland (12/7), tied for the team lead with a career-high three special teams stops.
• At San Francisco (12/14), saw action as a reserve on special teams.

COLLEGE:
• Played in 56 games with 33 starts in five collegiate seasons (2020-24), recording 137 tackles, four stops for a loss, seven interceptions (one returned for a touchdown), 22 passes defensed, a forced fumble and a fumble recovery. Spent his first four seasons at Furman (2020-23) before joining Tulane for his final collegiate campaign (2024).
• As a graduate (2024), appeared in 14 games with 12 starts in his only season with Tulane and registered 34 tackles, a stop for a loss, two interceptions (one returned for his first career score), a team-high six passes defended and his first career forced fumble. Earned second-team All-AAC recognition.
• As a senior (2023), saw action in 11 games with five starts in his final season at Furman, recording 34 tackles, a tackle for a loss, two interceptions and five passes defensed. Helped lead the Paladins to a 10-3 record, a Southern Conference title and a quarterfinal-round appearance in the FCS playoffs.
• As a junior (2022), saw action in 13 games with 11 starts at Furman, recording career highs with 35 tackles, two tackles for a loss, three interceptions and seven passes defensed. Contributed to a defense that set a single-season school record with 57 passes defensed. Was part of a Furman defense that led the FCS in takeaways (29), was tied for No. 1 in interceptions (18) and ranked No. 1 in the Southern Conference in points allowed (20.2 ppg).
• As a sophomore (2021), played in all 11 games with five starts at Furman and finished with 30 tackles, a quarterback hurry, a tackle for a loss, three passes defensed and a fumble recovery.
• As a true freshman (2020), saw action in seven games, registering four tackles and a pass defensed in a season that was delayed until the spring of 2021 due to COVID-19.
• Graduated from Tulane with a degree in communications.

PERSONAL:
• Attended Woodward Academy (Atlanta, Ga.) before finishing his high school career at Westlake (Atlanta, Ga.) High School for two years. Played cornerback while also returning kickoffs and punts.
• As a senior (2019), earned All-Region 2-AAAAAAA honors while serving as team captain on a 6-5 team that advanced to the state playoffs.
• Led Westlake in interceptions as a junior and senior, finishing with eight in his career.
• Also lettered for two years in track and field.
• Son of Misty Fluellen and Steven and Tiffany Robinson (step-mother).
• Has six siblings: Roman Robinson, Cannon Robinson, Aubrey Fluellen, Cupress Fluellen, Kymer Fluellen, and Jesel Fluellen
• Follow Robinson on X at @MicahMRobinson1 and on Instagram at @micah.ro6inson.
• Born Micah Mekhi Robinson on Feb. 5, 2002 in Atlanta, Ga.

MICAH ROBINSON'S GAME-BY-GAME

2025 Green Bay Packers

Date	Opp	W/L	P/S	Tot	Solo	Asst	Sk	- Yds	QBP	TFL	Int	- Yds	-TD	PD	FF	FR	- Yds	SpT
Sept 7	Det	W	DNP															
Sept 11	Was	W	DNP															
Sept 21	@ Cle	L	PS															
Sept 28	@ Dal	T	PS															
Oct 12	Cin	W	PS															
Oct 19	@ Arz	W	PS															
Oct 26	@ Pit	W	PS															
Totals		**5-1-1**	**0/0**	**0**	**0**	**0**	**0.0**	**0.0**	**0**	**0**	**0**	**0**	**0**	**0**	**0**	**0**	**0**	**0**

2025 Tennessee Titans

Date	Opp	W/L	P/S	Tot	Solo	Asst	Sk	- Yds	QBP	TFL	Int	- Yds	-TD	PD	FF	FR	- Yds	SpT
Nov 2	LAC	L	p	0	0	0	0.0	0.0	0	0	0	0	0	0	0	0	0	0
Nov 16	Hst	L	p	0	0	0	0.0	0.0	0	0	0	0	0	0	0	0	0	1
Nov 23	Sea	L	p	0	0	0	0.0	0.0	0	0	0	0	0	0	0	0	0	1
Nov 30	Jax	L	p	0	0	0	0.0	0.0	0	0	0	0	0	0	0	0	0	0
Dec 7	@ Cle	W	p	0	0	0	0.0	0.0	0	0	0	0	0	0	0	0	0	3
Dec 14	@ SF	L	p	0	0	0	0.0	0.0	0	0	0	0	0	0	0	0	0	0
Dec 21	KC																	
Dec 28	NO																	
Jan 3/4	@ Jax																	
Totals		**1-5**	**6/0**	**0**	**0**	**0**	**0.0**	**0.0**	**0**	**0**	**0**	**0**	**0**	**0**	**0**	**0**	**0**	**5**

MICAH ROBINSON'S NFL STATISTICS

REGULAR SEASON				TACKLES							INTERCEPTIONS					FUMBLES			
Year	**Team**	**GP**	**GS**	**Tot**	**Solo**	**Asst**	**Sk**	**Yds**	**QBP**	**TFL**	**No**	**Yds**	**Lg**	**TD**	**PD**	**FF**	**FR**	**Yds**	**SpT**
2025	Green Bay	0	0	0	0	0	0.0	0.0	0	0	0	0	0	0	0	0	0	0	0
2025	Tennessee	6	0	0	0	0	0.0	0.0	0	0	0	0	0	0	0	0	0	0	5
NFL Totals		**6**	**0**	**0**	**0**	**0**	**0.0**	**0.0**	**0**	**0**	**0**	**0**	**0**	**0**	**0**	**0**	**0**	**0**	**5**

Single-Game Highs

Tackles -

Special Teams Tackles - **3 at Cleveland (12/7/25)**

98 JEFFERY SIMMONS

DEFENSIVE TACKLE • 6'4" • 305 LBS
COLLEGE: MISSISSIPPI STATE • ACQUIRED: 1ST ROUND - 2019
NFL EXPERIENCE (NFL/TITANS): 7/7 • HOMETOWN: MACON, MISS.
GAMES PLAYED/GAMES STARTED: 96/94 (PLAYOFFS: 5/2)

PRO BOWL: 2021, 2022, 2024 **CAPTAIN: 2021, 2022, 2023, 2024, 2025** **COMMUNITY MAN OF THE YEAR: 2023, 2024**

PRO: The Titans selected Jeffery Simmons with the 19th overall pick in the 2019 NFL Draft. After six NFL seasons, he has been named a team captain the last four years, selected to the Pro Bowl three times (2021, 2022 and 2024) and is a two-time second team All-Pro honoree (2021, 2022). He was rewarded with a multi-year contract extension during the 2023 offseason. The 6-foot-4-inch, 305-pound defensive lineman provides a rare blend of size, power and quickness, making him a disruptive force in the middle of the defense.

CAREER HIGHLIGHTS:

• In 2024, for the second consecutive year, Simmons was named the Titans nominee for the NFL's Walter Payton Man of the Year Award that recognizes a player for outstanding community service, as well as excellence on the field. "Being considered for Walter Payton Man of the Year for a second time is truly one of the greatest honors of my career," he said. "I am grateful for the opportunity to play the game, but even more thankful for the platform it offers me and the ways I can bless others." Simmons finished the season with a career-high 76 tackles and five sacks in 16 games played.

• Simmons recorded a career-high 76 tackles in 2024 to go along with five sacks, 11 tackles for loss, two forced fumbles and two fumble recoveries on the way to earning Pro Bowl honors.

• In 2022, he earned Pro Bowl and second-team All-Pro honors for the second consecutive campaign, anchoring a unit that ranked first in the NFL in rushing defense (76.9 opponent rushing yards per game). Simmons posted 7.5 sacks and 43 quarterback pressures and added a career-high seven passes defensed, which tied for the fourth-best mark among all NFL defensive linemen. Simmons and Arizona's J.J. Watt were the NFL's only players in 2022 with at least seven sacks and seven passes defensed.

• In 2021, Simmons was named a team captain for the first time in his career, and he went on to become one of six players on the roster to start all 17 games. He was named to his first career Pro Bowl and added Associated Press second-team All-Pro honors after setting career highs in several categories, including sacks (8.5), tackles (54), quarterback pressures (58), tackles for loss (12) and passes defensed (six). Among all defensive tackles in the NFL, his 8.5 sacks ranked sixth.

• Simmons was one of only five NFL players to produce at least 50 tackles, eight sacks and six passes defensed in 2021, joining Maxx Crosby, Cameron Jordan, Cameron Heyward and T.J. Watt. Simmons and Heyward were the only interior defensive linemen in the league to accomplish the feat.

• In a divisional playoff game against Cincinnati on Jan. 22, 2022, he set a franchise postseason record with three sacks.

TITANS TIDBITS:

• In July 2023, Simmons paid homage to his hometown of Macon, Miss., with his first 'Community Fun Day,' which included local food vendors, games, inflatables and fireworks. He was then honored by city officials with a key to the city. Simmons has continued the tradition each year and in 2025, Jelly Roll made a special appearance to perform at the 'Community Fun Day.'

• In July 2022, the official ribbon cutting was held at the Jeffery B. Simmons Field House at Noxubee County High School in Macon, Miss. Simmons donated more than $50,000 to upgrade his former high school's athletic facilities. During the same week, he donated $75,000 to Starkville (Miss.) Parks and Recreation to be used for a new turf field at the Starkville Sportsplex. The field was also named in his honor.

• During college, Simmons was a two-time member of the SEC Academic Honor Roll.

• Simmons' brother, Dylan Bradley, played football at Southern Miss and then spent time with the Minnesota Vikings. His uncle, Jason Hatcher, played 10 total seasons with the Dallas Cowboys and Washington Commanders.

• Away from football, Simmons enjoys fishing and spending time outdoors.

• Simmons holds an annual youth football camp in Mississippi.

• During Week 12 of the 2023 campaign, Simmons was named the NFLPA Community MVP after providing turkeys to more than 500 Nashville families for the Thanksgiving holiday.

CAREER TRANSACTIONS:

• The Macon, Miss., native was selected by the Titans in the first round (19th overall) of the 2019 NFL Draft.

SEASON RECAPS:

2025 (12/12): Leads the team with a career-high nine sacks, 51 quarterback pressures and a career-best 14 stops for loss. Posted a career-high 11 quarterback pressures at Cleveland (12/7/25). Has led or tied for the team lead in sacks seven times in 2025 (at DEN, at HST, at ARZ, at LV, vs. JAX, at CLE, at SF). Has led or tied for the team lead in quarterback pressures nine times in 2025 (at DEN, vs. LAR, vs. IND, at HST, at ARZ, at LV, vs. JAX, at CLE). Selected as a team captain by his teammates.

• At Denver (9/7), started at defensive tackle and tallied four tackles, including a sack, a forced fumble and a team-best four quarterback pressures. Dropped Bo Nix for a 10-yard sack and forced a fumble that was recovered by Sebastian Joseph-Day in the second quarter.

• Against L.A. Rams (9/14), started at defensive tackle and posted two tackles with a team-high-tying three quarterback pressures.

• Against Indianapolis (9/21), started at defensive tackle and notched three tackles with a team-best three quarterback pressures.

• At Houston (9/28), started at defensive tackle and collected five tackles, including a sack and an additional three stops for loss. Became the only Titans player with at least four tackles for loss in a game since the beginning of the 2008 season. Led the team with four quarterback pressures. Shot through the line and dropped C.J. Stroud for a three-yard sack in the first quarter. Stuffed Woody Marks for a one-yard loss on a rush in the second stanza. Halted a Texans' drive and forced a missed field goal by stonewalling Marks for a two-yard loss on a third-and-one rush in the third quarter. Stopped Marks for a three-yard loss on a rush off left guard in the third stanza.

• At Arizona (10/5), started at defensive tackle and led the team with 1.5 sacks and six quarterback pressures to go along with eight tackles. Ended a Cardinals' drive by dropping Kyler Murray for a 10-yard sack on third-and-10 in the second stanza. Combined with Arden Key to sack Murray for an eight-yard loss late in the second quarter.

• At Las Vegas (10/12), started at defensive tackle and totaled six tackles,

including a sack and another stop for loss. Tied for the team lead with three quarterback pressures. Registered his third consecutive game with at least one sack. Stuffed Ashton Jeanty for a two-yard loss on a rush in the opening stanza. Forced the Raiders to settle for a field goal by dropping Geno Smith for an eight-yard sack on third-and-six in the first quarter. Teamed with Sebastian Joseph-Day to stuff Raheem Mostert for a two-yard loss on a rush late in the first half. Combined with Jihad Ward to stonewall Jeanty for no gain on a rush in the third stanza.

• Against New England (10/19), started at defensive tackle and recorded two tackles before leaving the game in the first quarter with an injury.

• At Indianapolis (10/26), was inactive.

• Against L.A. Chargers (11/2), was inactive.

• Against Houston (11/16), returned to the lineup as a starter at defensive tackle and collected three tackles, including a sack with three quarterback pressures. Halted a Texans' drive by slicing through the line and dropping Davis Mills for a seven-yard sack on third-and-five in the fourth quarter.

• Against Seattle (11/23), started at defensive tackle and notched two tackles with three quarterback pressures.

• Against Jacksonville (11/30), started at defensive tackle and registered six tackles, a sack and a team-high-tying four quarterback pressures. Dropped Trevor Lawrence for a 10-yard sack on third-and-10 in the third quarter. Stopped Bhayshui Tuten for no gain on a rush in the final stanza.

• At Cleveland (12/7), started at defensive tackle and amassed seven tackles, 1.5 sacks, another stop for loss, a career-high 11 quarterback pressures and a pass defensed. Teamed with Jaylen Harrell to drop Shedeur Sanders for a sack on third-and-11 in the first quarter. Combined with Cody Barton to stuff Dylan Sampson for no gain on a rush early in the third quarter. Shot through the line and stonewalled Quinshon Judkins for a three-yard loss on the first play of the fourth quarter. Ended a Browns' drive by sacking Sanders for an 11-yard loss on third-and-seven early in the final quarter. Batted down a pass intended for Harold Fannin Jr. in the final stanza.

• At San Francisco (12/14), started at defensive tackle and posted seven tackles, a strip-sack, another stop for loss and a team-best seven quarterback pressures. Hauled in a one-yard touchdown reception as a fullback. Teamed with Cedric Gray to stonewall Brian Robinson Jr. for a one-yard loss on a rush in the second stanza. Combined with T'Vondre Sweat to stuff Christian McCaffrey for a one-yard loss on a rush in the second quarter. Strip-sacked Brock Purdy and the fumble was recovered by Karim Elam and returned to the 49ers' 44-yard line in the fourth quarter. Got open in the back of the end zone on a broken play and hauled in a one-yard touchdown reception in the final stanza.

2024 (16/16): Named to his third career Pro Bowl. Started 16 games at defensive tackle and led the team with 42 quarterback pressures. Ranked second on the squad with a career-best 76 tackles, third on the team with five sacks and tied for third on the club with 11 tackles for loss. His 76 tackles ranked second among NFL defensive linemen in 2024. Posted four passes defensed, two forced fumbles and two fumble recoveries. Was inactive for one contest. Led or tied for the team lead in sacks three times in 2024 (vs. NE, at HST, at IND). Led or tied for the team lead in quarterback pressures eight times in 2024 (vs. IND, vs. NE, at LAC, vs. MIN, vs. CIN, at IND, at JAX, vs. HST). Tied for the team lead in passes defensed twice in 2024 (at LAC, vs. JAX). Selected as a team captain by his teammates.

• Against Green Bay (9/22), notched five tackles, including a sack and a quarterback pressure. Teamed with Arden Key to stuff Emanuel Wilson for no gain on a rush up the middle in the first quarter. Forced Green Bay to settle for a field goal by sacking Malik Willis for a two-yard loss at the Titans' eight-yard line on third-and-three late in the second quarter.

• At Detroit (10/27), amassed four tackles, a sack, another stop for loss, a forced fumble and three quarterback pressures. Shot through the line and dropped David Montgomery for a two-yard loss on a goalline run late in the second quarter. Ended a Lions' drive by sacking Jared Goff for a nine-yard loss while also forcing a fumble that was recovered by Detroit on third-and-four in the third stanza.

• Against New England (11/3), totaled five tackles, a sack, a team-high seven quarterback pressures and a fumble recovery. Dropped Drake Maye for a seven-yard sack on the opening play of the fourth quarter. Pounced on a Drake Maye fumble after an Arden Key strip-sack midway through the fourth stanza.

• At L.A. Chargers (11/10), posted five tackles with a pass defensed and a team-best three quarterback pressures. Hit Justin Herbert arm forcing an incompletion late in the second quarter. Teamed with Sebastian Joseph-Day to stop Gus Edwards for no gain on a rush off right tackle in the third quarter. Combined with Jarvis Brownlee Jr. to stonewall J.K. Dobbins for a two-yard loss on a short pass in the third stanza.

• Against Minnesota (11/17), tallied four tackles, a team-best six quarterback pressures, a forced fumble and a fumble recovery. Recovered a Sam Darnold fumble at the Titans' 45-yard line in the first stanza. Stuffed Cam Akers for no gain on a rush up the middle in the second quarter. Stonewalled Aaron Jones for a one-yard loss on a rush while forcing a fumble that was recovered by the running back. Stopped Jones for no gain on a rush off right guard early in the final stanza.

• At Houston (11/24), notched two tackles, a sack, three quarterback pressures and a pass defensed. Batted down a pass intended for Cade Stover late in the first half. Stuffed Joe Mixon for no gain on a rush off left tackle late in the fourth quarter. Dropped C.J. Stroud for a seven-yard sack late in the final stanza.

• At Washington (12/1), recorded a career-best nine tackles and a quarterback pressure. Combined with Roger McCreary to stuff Brian Robinson Jr. for no gain on a rush off right tackle late in the first quarter.

• Against Jacksonville (12/8), notched five tackles, including a stop for loss, two quarterback pressures and a pass defensed. Teamed with Sebastian Joseph-Day to stop Tank Bigsby for a one-yard loss on a carry up the middle in the second stanza. Batted down a Mac Jones pass at the line of scrimmage that was intended for Evan Engram in the second quarter.

• Against Cincinnati (12/15), tied for second on the team with seven tackles, including two stops for loss. Tied for the team lead with three quarterback pressures. Shot through the line and stonewalled Chase Brown for a three-yard loss on a rush up the middle in the second quarter. Stuffed Brown for a four-yard loss on a rush up the middle in the final stanza.

• At Indianapolis (12/22), finished second on the team with nine tackles to go along with a sack and a team-best three quarterback pressures. Stuffed Jonathan Taylor for no gain on a rush off right tackle in the third quarter. Halted a Colts' drive by dropping Anthony Richardson for an eight-yard sack on third-and-nine in the fourth quarter.

• At Jacksonville (12/29), totaled five tackles and a team-best three quarterback pressures. Registered his fifth consecutive game with at least five tackles, which is the longest such streak of his career

2023 (12/12): Started 12 games at defensive tackle and ranked fourth on the team with 5.5 sacks and 38 quarterback pressures. Finished third on the squad with 11 tackles for loss. Registered 44 tackles, a pass defensed, a forced fumble and a fumble recovery. Secured his third consecutive season with at least five sacks. Posted his first career touchdown on a two-yard reception. Was inactive for two contests. Placed on injured reserve on Dec. 23 and missed the final three games. Tied for the team lead in sacks twice in 2023 (vs. LAC, vs. ATL). Led or tied for the team lead in quarterback pressures five times in 2023 (vs. LAC, at CLE, vs. CIN, at IND, vs. ATL). Tied for the team lead in passes defensed once in 2023 (at TB). Selected as a team captain by his teammates.

• At New Orleans (9/10), started at defensive tackle and notched five tackles, a sack, two stops for loss and three quarterback pressures. Halted a Saints' drive by dropping Derek Carr for a three-yard sack on third-and-15 in the second quarter. Stonewalled Tayson Hill for a four-yard loss on a rush in the final period. Combined with Azeez Al-Shaair to stop Jamaal Williams for no gain on a rush late in the final period.

• Against L.A. Chargers (9/17), collected five tackles, including a sack and tied for the team lead with four quarterback pressures. Stuffed Justin Herbert for no gain on a third-and-one rush in the second quarter. Halted a Chargers' drive by sacking Justin Herbert for a nine-yard loss on third-and-six in the third stanza.

• At Cleveland (9/24), tallied two tackles and a team-high four quarterback pressures.

• Against Cincinnati (10/1), posted two tackles, a half sack and a team-best five quarterback pressures. Ended a Bengals' drive by combining with Denico Autry to drop Joe Burrow for an eight-yard sack on third-and-seven in the second quarter.

• At Indianapolis (10/8), recorded three tackles and tied for the team lead with three quarterback pressures. Combined with Jaleel Johnson to stop Zack Moss for no gain on a third-and-two rush up the middle in the final quarter.

• Against Atlanta (10/29), notched five tackles, including two sacks, a team-best six quarterback pressures and a forced fumble. Flew through the line and sacked Desmond Ridder for a 10-yard loss in the opening quarter. Strip-sacked Ridder for a six-yard loss and the fumble was

recovered by Azeez Al-Shaair at the Falcons' 33-yard line in the second quarter. Stuffed Bijan Robinson for a three-yard loss on a rush off left end in the third stanza.

• At Pittsburgh (11/2), tallied seven tackles with a stop for loss and a quarterback pressure. Entered the game on offense and served as a blocker on Derrick Henry's two-yard touchdown run in the second quarter. Teamed with Kyle Peko to stuff Najee Harris for a one-yard loss on a rush off left guard in the second quarter. Combined with Trevis Gipson to stonewall Harris for a two-yard loss on a run off left guard in the third stanza. Stopped Harris for no gain on first-and-goal rush from the one-yard line in the fourth quarter.

• At Jacksonville (11/19), recorded two tackles, including a stop for loss and two quarterback pressures. Posted his first career touchdown on a goalline reception. Forced the Jaguars' to settle for a field goal by firing through the line and stonewalling Travis Etienne for a one-yard loss on a third-and-one rush late in the second quarter. Lined up at fullback and snared a two-yard touchdown pass from Will Levis in the fourth quarter for his first career score.

• Against Carolina (11/26), posted five tackles, including a sack, two additional tackles for loss, a fumble recovery and five quarterback pressures. Recovered a Bryce Young fumble after an eight-yard strip-sack by Arden Key in the second quarter. Stuffed Miles Sanders for a two-yard loss on a rush up the middle early in the third quarter. Stonewalled Sanders for a two-yard loss on a rush up the middle later in the third stanza. Dropped Bryce Young for a seven-yard sack in the third quarter.

• Against Indianapolis (12/3), registered two tackles and a quarterback pressure before leaving the game in the third quarter with an injury. Teamed with Kyle Peko to drop Zack Moss for a one-yard loss on a rush off left guard in the second quarter. Combined with Azeez Al-Shaair to stonewall Moss for no gain on a rush up the middle in the third quarter.

2022 (15/15): Named to his second consecutive Pro Bowl and selected second-team Associated Press All-Pro. Ranked second on the team with 7.5 sacks, nine tackles for loss and 43 quarterback pressures. Finished third on the squad with seven passes defensed. Registered 53 tackles and a forced fumble. Was inactive for two contests. Led or tied for the team lead in sacks five times (vs. NYG, at WAS, vs. IND, at HST, at GB). Led or tied for the team lead in quarterback pressures five times (vs. NYG, vs. LV, at WAS, at HST, vs. JAX). Tied for the team lead in passes defensed three times (at BUF, vs. LV, vs. JAX). Selected as a team captain by his teammates.

• Against N.Y. Giants (9/11), posted six tackles, two sacks, two additional stops for loss, a forced fumble while tying for the team lead with six quarterback pressures. Sacked Daniel Jones for a five-yard loss in the opening quarter. Strip-sacked Daniel Jones for a seven-yard loss and the fumble was recovered by Bud Dupree at the Giants' 44-yard line in the second stanza. Combined with David Long Jr. to stuff Saquon Barkley for a one-yard loss on a rush off right tackle in the third quarter. Bursted through the line and dropped Barkley for a six-yard loss on a rush off right end in the final quarter.

• Against Las Vegas (9/25), notched two tackles, a team-high five quarterback pressures and a pass defensed. Batted down a pass intended for Foster Moreau on third-and-nine in the third quarter. Teamed with David Long Jr. to stonewall Brandon Bolden for a two-yard loss on a screen pass late in the third stanza.

• At Indianapolis (10/2), tallied five tackles. Helped limit Jonathan Taylor to just 42 rushing yards on 20 carries in the victory. Combined with David Long Jr. to stuff Jonathan Taylor for a two-yard loss on a rush off right tackle early in the first quarter.

• At Washington (10/9), recorded five tackles, 1.5 sacks, a pass defensed and a team-best seven quarterback pressures. Dropped Carson Wentz for a sack midway through the second quarter. Deflected a pass intended for Dyami Brown on third-and-four in the third quarter. Combined with Sam Okuayinonu to sack Wentz for an eight-yard loss in the fourth quarter.

• Against Indianapolis (10/23), registered six tackles, including a sack, four quarterback pressures and two stops for loss. Stuffed Nyheim Hines for a two-yard loss on a rush up the middle in the second quarter. Ended a Colts' drive by sacking Matt Ryan for a nine-yard loss on third-and-10 late in the second quarter.

• At Houston (10/30), notched two tackles, including a sack, two stops for loss and a team-high five quarterback pressures. Produced a streak of three consecutive games with at least one sack for the first time in his career. Stonewalled Dameon Pierce for a three-yard loss on a rush off right guard in the opening quarter. Ended a Texans' drive by dropping Davis Mills for a 12-yard sack on third-and-five in the third stanza.

• At Kansas City (11/6), produced four tackles, two quarterback pressures and a pass defensed. Teamed with Roger McCreary to stuff Clyde Edwards-Helaire for no gain on a rush off right tackle late in the first quarter. Stonewalled Isiah Pacheco for no gain on a rush off left tackle in the third quarter. Batted down a third-and-10 pass intended for Mecole Hardman late in the fourth quarter.

• At Green Bay (11/17), started at defensive tackle in his 50th career regular season game and registered five tackles, including a sack and a quarterback pressure. Dropped Aaron Rodgers for a 12-yard sack late in the fourth quarter. Joined Jevon Kearse (35) and Harold Landry III (20.5) as the franchise's only players since 1982, when individual sacks became an official statistic, to reach the 20-sack mark within their first 50 NFL games. Simmons is the club's first interior lineman to do so.

• Against Cincinnati (11/27), collected five tackles with a stop for loss. Stonewalled Samaje Perine for a five-yard loss on a short pass in the second quarter. Teamed with David Long Jr. to stuff Perine for no gain on a rush up the middle in the final stanza. Stopped Joe Burrow for no gain on a quarterback draw late in the fourth quarter.

• Against Jacksonville (12/11), tied for the team lead with three quarterback pressures and two passes defensed. Ended a Jaguars' drive by batting down a pass intended for Evan Engram on third-and-five in the first quarter. Knocked down a pass intended for Dan Arnold in the third stanza.

• At L.A. Chargers (12/18), recorded seven tackles, including a sack and three quarterback pressures. Dropped Justin Herbert for a nine-yard sack in the first quarter. Teamed with DeMarcus Walker to stuff Austin Ekeler for no gain on a rush up the middle in the fourth quarter.

• Against Houston (12/24), notched four tackles and three quarterback pressures. Teamed with Teair Tart to stuff Royce Freeman for a one-yard loss on a rush up the middle in the fourth quarter.

2021 (17/17, 1/1): Named Associated Press second-team All-Pro and named to his first career Pro Bowl. Started all 17 games at defensive tackle and led the team with 58 quarterback pressures. Ranked second on the squad with 12 tackles for loss and third on the club with a career-best 8.5 sacks. Added 54 tackles and six passes defensed. Started the postseason contest and registered eight tackles, including a team-high and franchise-postseason-record three sacks to go along with three quarterback pressures. Led or tied for the team lead in sacks five times (vs. ARI, at LAR, vs. NO, at HST, vs. CIN). Led or tied for the team lead in quarterback pressures eight times (at SEA, vs. BUF, at IND, at LAR, vs. NO, vs. SF, vs. MIA, at HST). Tied for the team lead in passes defensed twice (vs. HST, at PIT). Registered a career-high three sacks at L.A. Rams (11/7/21). Selected as a team captain by his teammates.

• Against Arizona (9/12), started at defensive tackle and collected five tackles, including a sack and two quarterback pressures. Stuffed Chase Edmonds for no gain on a rush up the middle early in the first stanza. Halted a Cardinals' drive by sacking Kyler Murray for a seven-yard loss on third-and-10 in the third quarter.

• At Seattle (9/19), started at defensive tackle and posted a half sack and a team-high four quarterback pressures. Halted a Seahawks' drive by combining with Denico Autry for a seven-yard sack of Russell Wilson on third-and-14 in the second quarter.

• Against Indianapolis (9/26), started at defensive tackle and tallied three tackles, three quarterback pressures and a pass defensed. Batted down a pass at the line of scrimmage that was intended for Michael Pittman Jr.

• At Jacksonville (10/10), started at defensive tackle and compiled three tackles, including a stop for loss, three quarterback pressures and a pass defensed. Stuffed James Robinson for a one-yard loss on a rush up the middle in the second quarter. Deflected a pass intended for Jamal Agnew in the second stanza.

• Against Buffalo (10/18), started at defensive tackle and registered five tackles, a sack and led the team with seven quarterback pressures. Dropped Josh Allen for a seven-yard sack midway through the fourth quarter. Sealed the victory by stonewalling Allen for no gain on a fourth-and-one quarterback sneak inside the Titans' five-yard line with less than 30 seconds remaining in the game. tackles, including a stop for loss, three quarterback pressures and a pass defensed. Stuffed James Robinson for a one-yard loss on a rush up the middle in the second quarter. Deflected a pass intended for Jamal Agnew in the second stanza.

• Against Buffalo (10/18), started at defensive tackle and registered

five tackles, a sack and led the team with seven quarterback pressures. Dropped Josh Allen for a seven-yard sack midway through the fourth quarter. Sealed the victory by stonewalling Allen for no gain on a fourth-and-one quarterback sneak inside the Titans' five-yard line with less than 30 seconds remaining in the game.

• At L.A. Rams (11/7), tallied six tackles, including a career-best three sacks, to go along with a career-high and team-best 10 quarterback pressures. Became the first Titans player with three sacks in a game since Dec. 21, 2008 (3.5, Jason Jones). Became the only Titans/Oilers player with three sacks in the first half of a game since individual sacks became an official NFL statistic in 1982. Sacked Matthew Stafford for a seven-yard loss on the Rams' opening drive. Pressured Stafford in the end zone resulting in an interception by David Long Jr. which was returned to the Rams' two-yard line in the second quarter. Halted a Rams' drive by dropping Stafford for a 10-yard sack on third-and-five in the second quarter. Notched his third sack of the evening by bringing down Stafford for a nine-yard loss late in the second stanza. Combined with Chris Jackson to stop Sony Michel for no gain on a rush off left tackle late in the third quarter.

• Against New Orleans (11/14), collected four tackles, including a team-high two sacks, a team-best three quarterback pressures to go along with a pass defensed. Recorded multiple sacks in consecutive games for the first time in his career. Sacked Trevor Siemian for an eight-yard loss in the opening quarter. Registered his second consecutive multiple-sack game by dropping Siemian for four-yard loss late in the second quarter. Batted down a pass intended for Mark Ingram in the third stanza. Stuffed Ingram for no gain on a rush off right tackle in the fourth quarter.

• Against Jacksonville (12/12), posted three tackles, including a stop for loss, three quarterback pressures and a pass defensed in the shutout victory. Stuffed James Robinson for a one-yard loss on a rush up the middle early in the third quarter. Combined with Rashaan Evans to stonewall Robinson for no gain on a rush off left tackle in the third stanza. Batted down a pass intended for Carlos Hyde in the final quarter.

• At Houston (1/9), compiled two tackles, including a sack and a team-best four quarterback pressures. Dropped Davis Mills for a nine-yard sack in the third quarter.

• Against Cincinnati (1/22), started at defensive tackle and posted eight tackles, including a team-best and franchise single-game postseason record three sacks to go along with three quarterback pressures. Sacked Joe Burrow for a 12-yard loss on third-and-14 late in the second quarter. Dropped Burrow for a six-yard sack early in the third quarter. Registered his third sack of the day and ended a Bengals' drive by dropping Burrow for a 10-yard loss on third-and-eight in the fourth quarter.

2020 (15/15, 1/1): Started 15 games at defensive tackle and finished second on the club with three sacks and 20 quarterback pressures. Tied for the NFL lead with three defensive fumble recoveries in 2020. Registered 49 tackles, including three stops for loss, five passes defensed and a forced fumble. Missed one game on the reserve/COVID-19 list. Started the postseason contest at defensive tackle and collected three tackles, including a stop for loss. Led or tied for the team lead in sacks three times in 2020 (at MIN, vs. HST, at IND). Led or tied for the team lead in quarterback pressures eight times in 2020 (at MIN, vs. HST, vs. PIT, at CIN, at BAL, at IND, vs. CLE, at GB). Tied for the team lead in passes defensed once in 2020 (vs. IND).

• At Denver (9/14), started at defensive tackle and collected four tackles and a fumble recovery. Gave the Titans offense great field position by recovering a Melvin Gordon III fumble that was forced by Kevin Byard at the Broncos' 23-yard line early in the second quarter. Finished off the Titans' goal-line stand in the second quarter by stuffing Jake Butt for no gain on a short pass on fourth down.

• Against Jacksonville (9/20), started at defensive tackle and posted three tackles and a pass defensed. Sealed the victory by deflecting a Gardner Minshew II pass that was intercepted by Harold Landry III with 47 seconds remaining in the game.

• At Minnesota (9/27), started at defensive tackle and registered five tackles, including a sack and a team-best five quarterback pressures. Ended a Vikings' drive by dropping Kirk Cousins for a six-yard sack on third-and-eight in the first quarter.

• Against Houston (10/18), started at defensive tackle and produced six tackles, including a sack and two quarterback pressures. Teamed with DaQuan Jones to stuff David Johnson for a one-yard loss on a rush off left tackle in the first quarter. Combined with Rashaan Evans to stuff David Johnson for no gain on a goalline rush in the second quarter. Halted a Texans' drive by dropping Deshaun Watson for a 12-yard sack on third-and-eight in the fourth quarter. Made a critical play by batting down a two-point conversion attempt intended to Randall Cobb that would have made it a two-score game late in the fourth quarter.

• Against Pittsburgh (10/25), started at defensive tackle and registered three tackles, a team-high two quarterback pressures and a pass defensed. Pounced on James Conner for a 10-yard loss after Ben Roethlisberger pitched him the ball in the first quarter. Stuffed Conner for no gain on a rush up the middle in the third stanza. Batted a Roethlisberger pass that was then intercepted by Jayon Brown late in the third quarter.

• Against Chicago (11/8), named AFC Defensive Player of the Week after starting at defensive tackle and tallying three tackles, a forced fumble, a fumble recovery and a pass defensed. Forced a David Montgomery fumble that was scooped up by Desmond King II and returned 63 yards for a touchdown in the third quarter. Deflected a pass intended for Anthony Miller in the final stanza. Recovered a Miller fumble that was forced by Jayon Brown in the fourth quarter.

• At Indianapolis (11/29), started at defensive tackle and recorded four tackles, a sack, two quarterback pressures and a pass defensed. Halted a Colts' drive by dropping Philip Rivers for a six-yard sack on third-and-six in the third quarter. Batted down a pass intended for T.Y. Hilton late in the third stanza. Stuffed Nyheim Hines for no gain on a rush up the middle late in the fourth quarter.

• Against Cleveland (12/6), started at defensive tackle and tallied a career-high seven tackles with a quarterback pressure. Combined with David Long Jr. to stuff Nick Chubb for no gain on a rush off left guard in the first quarter. Teamed with Rashaan Evans to stonewall Kareem Hunt for a one-yard loss on a rush up the middle in the opening stanza. Stopped Hunt for no gain on a rush off right tackle in the second quarter.

• Against Detroit (12/20), started at defensive tackle and produced two tackles, two quarterback pressures and a fumble recovery. Recovered a T.J. Hockenson fumble that was forced by Derick Roberson in the third quarter.

• Against Baltimore (1/10), started at defensive tackle and posted three tackles and a stop for a loss. Stuffed Lamar Jackson for a one-yard loss on a rush up the middle in the third quarter.

2019 (9/7, 3/0): Played in nine games with seven starts during his rookie campaign and collected 40 tackles, two sacks, 14 quarterback pressures, two tackles for loss and a pass defensed. Spent the first six weeks of the season on the non-football injury list. Saw action in all three postseason contests and notched four tackles, three quarterback pressures and a fumble recovery. Led or tied for the team lead in sacks twice (vs. LAC, at OAK). Tied for the team lead in quarterback pressures once (at HST). Saw action in his first career game and registered his first career sack against the L.A. Chargers (10/20/19). Made his first career start against Tampa Bay (10/27/19).

• Against L.A. Chargers (10/20), made his NFL debut as a reserve at defensive end and posted six tackles, including a sack, a stop for loss and two quarterback pressures. Teamed with Harold Landry to stonewall Melvin Gordon for a one-yard loss on a rush off right tackle in the opening quarter. Collected his first career sack by dropping Philip Rivers for a three-yard loss in the third quarter. Combined with Rashaan Evans to stop Gordon for no gain on first-and-goal during the final goal-line stand.

• Against Tampa Bay (10/27), notched his first career NFL start at defensive end and tallied four tackles and two quarterback pressures. Stonewalled Peyton Barber for no gain on a first-and-goal rush off right guard in the first quarter.

• At L.A. Rams (11/7), tallied six tackles, including a career-best three sacks, to go along with a career-high and team-best 10 quarterback pressures. Became the first Titans player with three sacks in a game since Dec. 21, 2008 (3.5, Jason Jones). Became the only Titans/Oilers player with three sacks in the first half of a game since individual sacks became an official NFL statistic in 1982. Sacked Matthew Stafford for a seven-yard loss on the Rams' opening drive. Pressured Stafford in the end zone resulting in an interception by David Long Jr. which was returned to the Rams' two-yard line in the second quarter. Halted a Rams' drive by dropping Stafford for a 10-yard sack on third-and-five in the second quarter. Notched his third sack of the evening by bringing down Stafford for a nine-yard loss late in the second stanza. Combined with Chris Jackson to stop Sony Michel for no gain on a rush off left tackle late in the third quarter.

• At Indianapolis (12/1), started at defensive end and posted five tackles and three quarterback pressures. Teamed with Kamalei Correa to stuff Jonathan Williams for a two-yard loss on a rush off left end in the opening

quarter.
• At Oakland (12/8), started at defensive end and amassed five tackles, including a sack and a stop for loss. Stuffed DeAndré Washington for a two-yard loss on a rush off left end late in the first quarter. Halted a Raiders' drive by sacking Derek Carr for a four-yard loss on third-and-two in the third quarter.
• Against Houston (12/15), started at defensive end and totaled four tackles, two quarterback pressures and a pass defensed. Halted a potential Texans' scoring drive by deflecting a Deshaun Watson pass at the line of scrimmage that was then intercepted by Jayon Brown in the end zone.
• At Houston (12/29), played as a reserve on the defensive front and recorded three tackles and three quarterback pressures.
• At New England (1/4), saw action as a reserve on the defensive front in his first career postseason contest and posted two tackles and a quarterback pressure.
• At Baltimore (1/11), played as a reserve at defensive end and recorded two tackles, a fumble recovery and two quarterback pressures. Set up the Titans' final touchdown by recovering a Lamar Jackson fumble after a Jurrell Casey strip-sack midway through the third quarter.

COLLEGE:
• During a three-year career as a defensive tackle at Mississippi State, Simmons appeared in 38 contests with 28 starts. He finished his career ranked sixth in school history with 32.5 in tackles for loss. He also tied for sixth in Mississippi University annals with five forced fumbles and tied for fourth with three blocked kicks. His totals also included 163 tackles, seven sacks, seven passes defensed and two defensive touchdowns. He was one of two players in the nation to be named a Bednarik Award Semifinalist in both 2017 and 2018.
• As a junior (2018), appeared in 13 games with 12 starts. Led the team and ranked fourth in the SEC with 17 tackles for loss, which made up the third-highest total in school history. Tied for second in the SEC among defensive linemen with 63 total tackles and added a pair of sacks, one forced fumble and four passes defensed. Collected two or more tackles for loss in six different games and had at least one in nine contests. Named a Bednarik Award Semifinalist and won the 2018 Conerly Trophy by the Mississippi Sports Hall of Fame and Museum as the top player in Mississippi. Also named second team All-American (Associated Press, The Athletic) and first team All-SEC (Associated Press, Coaches).
• As a sophomore (2017), started all 13 games and tallied 60 tackles, five sacks, 12 tackles for loss, 41 quarterback pressures, two forced fumbles, two fumble recoveries and one pass defensed. With three total blocked kicks and punts, became the first SEC player since 2004 to lead the nation in the category. Named first team All-SEC (Associated Press, Coaches, PFF) and was a Bednarik Award Semifinalist. Added 2017 SEC Academic Honor Roll recognition.
• As a freshman (2016), played in 12 games with three starts at defensive tackle and finished with 40 tackles, 3.5 tackles for loss and four quarterback hurries. Led all SEC freshman and tied for the team lead with two forced fumbles. Became the first MSU defensive lineman to earn Freshman All-SEC honors since Chris Jones in 2013. Named to the SEC First-Year Academic Honor Roll.
• Majored in human development at Mississippi State.

PERSONAL:
• Has a son, Jeffery Jr.
• Attended Noxubee County (Macon, Miss.) High School, where he was named the nation's No. 10 overall player and the No. 2 defensive end by Scout.com. Named a five-star prospect by Rivals.com and Scout.com and a four-star prospect by 247Sports.com and ESPN.com. Named the top-rated player in Mississippi by Rivals.com and 247Sports.com.
• As a high school senior in 2015, helped Noxubee County win its second straight MHSAA Class 4A State Championship with a 12-4 overall record. Finished second on the team with 105 tackles. Led the Tigers with 20.5 tackles for loss, 18.5 sacks, 21 quarterback hurries, three blocked field goals and two blocked punts. Also forced two fumbles, recovered two fumbles, broke up five passes and recorded an interception.
• His mother is Brenda Bradley. He has one brother, Dylan, and two sisters, Brooke and Ashley.
• List of favorites: (movie) "The Blind Side"; (TV show) "Martin"; (song on your pregame playlist) "The Man" by Aloe Blacc; (meal) chicken alfredo; (dessert) Pecan Pie; and (sports team as a child) L.A. Lakers with Kobe Bryant.
• Follow Simmons on X at @grindsimmons94 and on Instagram at @jsimmons_94.
• Born Jeffery Bernard Simmons Jr. on July 28, 1997, in Lasalle, La.

JEFFERY SIMMONS' GAME-BY-GAME

2019 Tennessee Titans

Date	Opp	W/L	P/S	Tot	Solo	Asst	Sk	- Yds	QBP	TFL	Int - Yds	-TD	PD	FF	FR - Yds	SpT
Sept 8	@ Cle	W	NFI													
Sept 15	Ind	L	NFI													
Sept 19	@ Jax	L	NFI													
Sept 29	@ Atl	W	NFI													
Oct 6	Buf	L	NFI													
Oct 13	@ Den	L	NFI													
Oct 20	LAC	W	p	6	5	1	1.0	3.0	2	1	0	0	0	0	0	0
Oct 27	TB	W	S	4	3	1	0.0	0.0	2	0	0	0	0	0	0	0
Nov 3	@ Car	L	S	4	1	3	0.0	0.0	1	0	0	0	0	0	0	0
Nov 10	KC	W	S	3	1	2	0.0	0.0	1	0	0	0	0	0	0	0
Nov 24	Jax	W	S	6	3	3	0.0	0.0	0	0	0	0	0	0	0	0
Dec 1	@ Ind	W	S	5	3	2	0.0	0.0	3	0	0	0	0	0	0	0
Dec 8	@ Oak	W	S	5	4	1	1.0	4.0	0	1	0	0	0	0	0	0
Dec 15	Hst	L	S	4	3	1	0.0	0.0	2	0	0	0	0	1	0	0
Dec 22	NO	L	IA													
Dec 29	@ Hst	W	p	3	2	1	0.0	0.0	3	0	0	0	0	0	0	0
Totals		**9-7**	**9/7**	**40**	**25**	**15**	**2.0**	**7.0**	**14**	**2**	**0**	**0**	**0**	**1**	**0**	**0**
Playoffs																
Jan 4	@ NE	W	p	2	1	1	0.0	0.0	1	0	0	0	0	0	1	0
Jan 11	@ Bal	W	p	2	2	0	0.0	0.0	2	0	0	0	0	0	1	0
Jan 19	@ KC	L	p	0	0	0	0.0	0.0	0	0	0	0	0	0	0	0
Totals		**2-1**	**3/0**	**4**	**3**	**1**	**0.0**	**0.0**	**3**	**0**	**0**	**0**	**0**	**0**	**1**	**0**

2020 Tennessee Titans

Date	Opp	W/L	P/S	Tot	Solo	Asst	Sk	- Yds	QBP	TFL	Int - Yds	-TD	PD	FF	FR - Yds	SpT
Sept 14	@ Den	W	S	4	3	1	0.0	0.0	0	0	0	0	0	0	1	0
Sept 20	Jax	W	S	3	0	3	0.0	0.0	0	0	0	0	1	0	0	0
Sept 27	@ Min	W	S	5	3	2	1.0	6.0	5	1	0	0	0	0	0	0
Oct 13	Buf	W	R/C													
Oct 18	Hst	W	S	6	4	2	1.0	12.0	2	1	0	0	0	0	0	0
Oct 25	Pit	L	S	3	1	2	0.0	0.0	2	0	0	0	0	1	0	0
Nov 1	@ Cin	L	S	4	2	2	0.0	0.0	1	0	0	0	0	0	0	0
Nov 8	Chi	W	S	3	3	0	0.0	0.0	0	0	0	0	0	1	1	0
Nov 12	Ind	L	S	2	0	2	0.0	0.0	0	0	0	0	0	1	0	0
Nov 22	@ Bal	W	S	3	1	2	0.0	0.0	1	0	0	0	0	0	0	0
Nov 29	@ Ind	W	S	4	2	2	1.0	6.0	2	1	0	0	0	1	0	0
Dec 6	Cle	L	S	7	3	4	0.0	0.0	1	0	0	0	0	0	0	0
Dec 13	@ Jax	W	S	1	1	0	0.0	0.0	1	0	0	0	0	0	0	0
Dec 20	Det	W	S	2	0	2	0.0	0.0	2	0	0	0	0	0	1	0
Dec 27	@ GB	L	S	2	1	1	0.0	0.0	1	0	0	0	0	0	0	0
Jan 3	@ Hst	W	S	0	0	0	0.0	0.0	2	0	0	0	0	0	0	0
Totals		**11-5**	**15/15**	**49**	**24**	**25**	**3.0**	**24.0**	**20**	**3**	**0**	**0**	**0**	**5**	**1**	**3**	**0**	**0**
Playoffs																
Jan 10	Bal	L	S	3	2	1	0.0	0.0	0	1	0	0	0	0	0	0	0	0
Totals		**0-1**	**1/1**	**3**	**2**	**1**	**0.0**	**0.0**	**0**	**1**	**0**	**0**	**0**	**0**	**0**	**0**	**0**	**0**

2021 Tennessee Titans

Date	Opp	W/L	P/S	Tot	Solo	Asst	Sk	- Yds	QBP	TFL	Int - Yds	-TD	PD	FF	FR - Yds	SpT
Sept 12	Ari	L	S	5	5	0	1.0	7.0	2	1	0	0	0	0	0	0	0
Sept 19	@ Sea	W	S	1	0	1	0.5	3.5	4	0	0	0	0	0	0	0	0
Sept 26	Ind	W	S	3	2	1	0.0	0.0	3	0	0	0	0	1	0	0	0
Oct 3	@ NYJ	L	S	4	4	0	0.0	0.0	2	1	0	0	0	0	0	0	0
Oct 10	@ Jax	W	S	3	3	0	0.0	0.0	3	1	0	0	0	1	0	0	0
Oct 18	Buf	W	S	5	3	2	1.0	7.0	7	1	0	0	0	0	0	0	0
Oct 24	KC	W	S	2	1	1	0.0	0.0	4	0	0	0	0	0	0	0	0
Oct 31	@ Ind	W	S	1	1	0	0.0	0.0	6	0	0	0	0	0	0	0	0
Nov 7	@ LAR	W	S	6	3	3	3.0	26.0	10	3	0	0	0	0	0	0	0
Nov 14	NO	W	S	4	4	0	2.0	12.0	3	2	0	0	0	1	0	0	0
Nov 21	Hst	L	S	5	4	1	0.0	0.0	0	1	0	0	0	1	0	0	0
Nov 28	@ NE	L	S	6	4	2	0.0	0.0	0	0	0	0	0	0	0	0	0
Dec 12	Jax	W	S	3	3	0	0.0	0.0	3	1	0	0	0	1	0	0	0
Dec 19	@ Pit	L	S	1	1	0	0.0	0.0	1	0	0	0	0	1	0	0	0
Dec 23	SF	W	S	2	2	0	0.0	0.0	4	0	0	0	0	0	0	0	0
Jan 2	Mia	W	S	1	1	0	0.0	0.0	2	0	0	0	0	0	0	0	0
Jan 9	@ Hst	W	S	2	1	1	1.0	9.0	4	1	0	0	0	0	0	0	0
Totals		**12-5**	**17/17**	**54**	**42**	**12**	**8.5**	**64.5**	**58**	**12**	**0**	**0**	**0**	**6**	**0**	**0**	**0**	**0**
Playoffs																
Jan 22	Cin	L	S	8	7	1	3.0	28.0	3	3	0	0	0	0	0	0	0	0
Totals		**0-1**	**1/1**	**8**	**7**	**1**	**3.0**	**28.0**	**3**	**3**	**0**	**0**	**0**	**0**	**0**	**0**	**0**	**0**

2022 Tennessee Titans

Date	Opp	W/L	P/S	Tot	Solo	Asst	Sk	- Yds	QBP	TFL	Int - Yds	-TD	PD	FF	FR - Yds	SpT
Sept 11	NYG	L	S	6	4	2	2.0	19.0	6	2	0	0	0	0	1	0	0	0
Sept 19	@ Buf	L	S	0	0	0	0.0	0.0	2	0	0	0	0	1	0	0	0	0
Sept 25	LV	W	S	2	0	2	0.0	0.0	5	0	0	0	0	1	0	0	0	0
Oct 2	@ Ind	W	S	5	1	4	0.0	0.0	0	0	0	0	0	0	0	0	0	0
Oct 9	@ Was	W	S	5	3	2	1.5	4.0	7	0	0	0	0	1	0	0	0	0
Oct 23	Ind	W	S	6	3	3	1.0	9.0	4	2	0	0	0	0	0	0	0	0
Oct 30	@ Hst	W	S	2	2	0	1.0	12.0	5	2	0	0	0	0	0	0	0	0
Nov 6	@ KC	L	S	4	3	1	0.0	0.0	2	0	0	0	0	1	0	0	0	0
Nov 13	Den	W	IA															
Nov 17	@ GB	W	S	5	1	4	1.0	12.0	1	1	0	0	0	0	0	0	0	0
Nov 27	Cin	L	S	6	3	3	0.0	0.0	0	1	0	0	0	0	0	0	0	0
Dec 4	@ Phi	L	S	1	0	1	0.0	0.0	0	0	0	0	0	1	0	0	0	0
Dec 11	Jax	L	S	0	0	0	0.0	0.0	3	0	0	0	0	2	0	0	0	0
Dec 18	@ LAC	L	S	7	3	4	1.0	9.0	3	1	0	0	0	0	0	0	0	0
Dec 24	Hst	L	S	4	1	3	0.0	0.0	3	0	0	0	0	0	0	0	0	0
Dec 29	Dal	L	IA															
Jan 7	@ Jax	L	S	1	1	0	0.0	0.0	2	0	0	0	0	0	0	0	0	0
Totals		**7-10**	**15/15**	**54**	**25**	**29**	**7.5**	**65.0**	**43**	**9**	**0**	**0**	**0**	**7**	**1**	**0**	**0**	**0**

2023 Tennessee Titans

Date	Opp	W/L	P/S	Tot	Solo	Asst	Sk	- Yds	QBP	TFL	Int - Yds	-TD	PD	FF	FR - Yds	SpT
Sept 10	@ NO	L	S	5	3	2	1.0	3.0	3	2	0	0	0	0	0	0	0	0
Sept 17	LAC	W	S	5	2	3	1.0	9.0	4	1	0	0	0	0	0	0	0	0
Sept 24	@ Cle	L	S	2	2	0	0.0	0.0	4	0	0	0	0	0	0	0	0	0
Oct 1	Cin	W	S	2	1	1	0.5	4.0	5	0	0	0	0	0	0	0	0	0
Oct 8	@ Ind	L	S	3	1	2	0.0	0.0	3	0	0	0	0	0	0	0	0	0
Oct 15	Bal	L	S	2	2	0	0.0	0.0	2	0	0	0	0	0	0	0	0	0
Oct 29	Atl	W	S	5	5	0	2.0	14.0	6	2	0	0	0	0	1	0	0	0
Nov 2	@ Pit	L	S	7	4	3	0.0	0.0	1	1	0	0	0	0	0	0	0	0
Nov 12	@ TB	L	S	4	2	2	0.0	0.0	2	0	0	0	0	1	0	0	0	0
Nov 19	@ Jax	L	S	2	2	0	0.0	0.0	2	1	0	0	0	0	0	0	0	0
Nov 26	Car	W	S	5	5	0	1.0	7.0	5	3	0	0	0	0	0	1	2	0
Dec 3	Ind	L	S	2	1	1	0.0	0.0	1	0	0	0	0	0	0	0	0	0
Dec 11	@ Mia	W	IA															
Dec 17	Hst	L	IA															
Dec 24	Sea							Placed on injured reserve on Dec. 23										
Dec 31	@ Hst																	
Jan 7	Jax																	
Totals		**5-9**	**12/12**	**44**	**30**	**14**	**5.5**	**37.0**	**38**	**10**	**0**	**0**	**0**	**1**	**1**	**1**	**2**	**0**

2024 Tennessee Titans

Date	Opp	W/L	P/S	Tot	Solo	Asst	Sk	- Yds	QBP	TFL	Int - Yds	-TD	PD	FF	FR - Yds	SpT
Sept 8	@ Chi	L	S	2	1	1	0.0	0.0	0	1	0	0	0	0	0	0	0	0
Sept 15	NYJ	L	S	5	3	2	0.0	0.0	0	0	0	0	0	0	0	0	0	0
Sept 22	GB	L	S	5	2	3	1.0	2.0	1	1	0	0	0	0	0	0	0	0
Sept 30	@ Mia	W	IA															
Oct 13	Ind	L	S	3	3	0	0.0	0.0	3	1	0	0	0	0	0	0	0	0
Oct 20	@ Buf	L	S	2	1	1	0.0	0.0	2	0	0	0	0	1	0	0	0	0
Oct 27	@ Det	L	S	4	3	1	1.0	11.0	3	2	0	0	0	0	1	0	0	0
Nov 3	NE	W	S	5	2	3	1.0	7.0	7	1	0	0	0	0	0	1	0	0
Nov 10	@ LAC	L	S	5	2	3	0.0	0.0	3	0	0	0	0	1	0	0	0	0
Nov 17	Min	L	S	4	4	0	0.0	0.0	6	0	0	0	0	0	1	1	0	0
Nov 24	@ Hst	W	S	2	2	0	1.0	7.0	3	1	0	0	0	1	0	0	0	0
Dec 1	@ Was	L	S	9	5	4	0.0	0.0	1	0	0	0	0	0	0	0	0	0
Dec 8	Jax	L	S	5	3	2	0.0	0.0	2	1	0	0	0	1	0	0	0	0
Dec 15	Cin	L	S	7	3	4	0.0	0.0	3	2	0	0	0	0	0	0	0	0
Dec 22	@ Ind	L	S	9	3	6	1.0	8.0	3	1	0	0	0	0	0	0	0	0
Dec 29	@ Jax	L	S	5	3	2	0.0	0.0	3	0	0	0	0	0	0	0	0	0
Jan 5	Hst	L	S	4	1	3	0.0	0.0	2	0	0	0	0	0	0	0	0	0
Totals		**3-14**	**16/16**	**76**	**41**	**35**	**5.0**	**35.0**	**42**	**11**	**0**	**0**	**0**	**4**	**2**	**2**	**0**	**0**

2025 Tennessee Titans

Date	Opp	W/L	P/S	Tot	Solo	Asst	Sk	- Yds	QBP	TFL	Int - Yds	-TD	PD	FF	FR - Yds	SpT
Sept 7	@ Den	L	S	4	3	1	1.0	10.0	4	1	0	0	0	0	1	0	0	0
Sept 14	LAR	L	S	2	1	1	0.0	0.0	3	0	0	0	0	0	0	0	0	0
Sept 21	Ind	L	S	3	2	1	0.0	0.0	3	0	0	0	0	0	0	0	0	0
Sept 28	@ Hst	L	S	5	4	1	1.0	3.0	4	4	0	0	0	0	0	0	0	0
Oct 5	@ Ari	W	S	8	6	2	1.5	14.0	6	1	0	0	0	0	0	0	0	0
Oct 12	@ LV	L	S	6	4	2	1.0	8.0	3	2	0	0	0	0	0	0	0	0
Oct 19	NE	L	S	2	1	1	0.0	0.0	0	0	0	0	0	0	0	0	0	0
Oct 26	@ Ind	L	IA															
Nov 2	LAC	L	IA															
Nov 16	Hst	L	S	3	2	1	1.0	7.0	3	1	0	0	0	0	0	0	0	0
Nov 23	Sea	L	S	2	1	1	0.0	0.0	3	0	0	0	0	0	0	0	0	0
Nov 30	Jax	L	S	6	2	4	1.0	10.0	4	1	0	0	0	0	0	0	0	0
Dec 7	@ Cle	W	S	7	2	5	1.5	12.0	11	2	0	0	0	1	0	0	0	0
Dec 14	@ SF	L	S	7	4	3	1.0	0.0	7	2	0	0	0	0	1	0	0	0
Dec 21	KC																	
Dec 28	NO																	
Jan 3/4	@ Jax																	
Totals		**2-12**	**12/12**	**55**	**32**	**23**	**9.0**	**64.0**	**51**	**14**	**0**	**0**	**0**	**1**	**2**	**0**	**0**	**0**

JEFFERY SIMMONS' NFL STATISTICS

REGULAR SEASON				TACKLES							INTERCEPTIONS					FUMBLES			
Year	Team	GP	GS	Tot	Solo	Asst	Sk	Yds	QBP	TFL	No	Yds	Lg	TD	PD	FF	FR	Yds	SpT
2019	Tennessee	9	7	40	25	15	2.0	7.0	14	2	0	0	0	0	1	0	0	0	0
2020	Tennessee	15	15	49	24	25	3.0	24.0	20	3	0	0	0	0	5	1	3	0	0
2021	Tennessee	17	17	54	42	12	8.5	64.5	58	12	0	0	0	0	6	0	0	0	0
2022	Tennessee	15	15	54	25	29	7.5	65.0	43	9	0	0	0	0	7	1	0	0	0
2023	Tennessee	12	12	44	30	14	5.5	37.0	38	10	0	0	0	0	1	1	1	2	0
2024	Tennessee	16	16	76	41	35	5.0	35.0	42	11	0	0	0	0	4	2	2	0	0
2025	Tennessee	12	12	55	32	23	9.0	64.0	51	14	0	0	0	0	1	2	0	0	0
NFL Totals		**96**	**94**	**371**	**219**	**152**	**40.5**	**296.5**	**266**	**62**	**0**	**0**	**0**	**0**	**25**	**7**	**6**	**2**	**0**

PLAYOFFS				TACKLES							INTERCEPTIONS					FUMBLES			
Year	Team	GP	GS	Tot	Solo	Asst	Sk	Yds	QBP	TFL	No	Yds	Lg	TD	PD	FF	FR	Yds	SpT
2019	Tennessee	3	0	4	3	1	0.0	0.0	3	0	0	0	0	0	0	0	1	0	0
2020	Tennessee	1	1	3	2	1	0.0	0.0	0	1	0	0	0	0	0	0	0	0	0
2021	Tennessee	1	1	8	7	1	3.0	28.0	3	3	0	0	0	0	0	0	0	0	0
NFL Totals		**5**	**2**	**15**	**12**	**3**	**3.0**	**28.0**	**6**	**4**	**0**	**0**	**0**	**0**	**0**	**0**	**1**	**0**	**0**

Single-Game Highs

Tackles - 9 (Twice, last at Indianapolis 12/22/24)
Sacks - 3 at L.A. Rams (11/7/21)
Quarterback Pressures - **11 at Cleveland (12/7/25)**
Tackles For Loss - **4 at Houston (9/28/25)**
Fumble Recovery - 1 (Six times, last vs. Minnesota 11/17/24)
Forced Fumbles - **1 (Six times, last at Denver 9/7/25)**
Passes Defensed - 2 vs. Jacksonville (12/11/22)

Additional Statistics

Receptions - 2 (2-yard touchdown at Jacksonville, 11/19/23; **1-yard touchdown at San Francisco, 12/14/25**)

Playoff Single-Game Highs

Tackles - 8 vs. Cincinnati (1/22/22)
Sacks - 3 vs. Cincinnati (1/22/22)
Quarterback Pressures - 3 vs. Cincinnati (1/22/22)
Fumble Recovery - 1 at Baltimore (1/11/20)

77 PETER SKORONSKI

OFFENSIVE LINEMAN • 6'4" • 313 LBS
COLLEGE: NORTHWESTERN • ACQUIRED: 1ST ROUND - 2023
NFL EXPERIENCE (NFL/TITANS): 3/3 • HOMETOWN: PARK RIDGE, ILL.
GAMES PLAYED/GAMES STARTED: 45/45 (PLAYOFFS: 0/0)

PRO: The Titans selected Northwestern's Peter Skoronski with the 11th overall pick in the 2023 NFL Draft. The 6-foot-4-inch, 313-pound offensive lineman brings outstanding technique, athleticism and physicality to his position. While he was a three-year starter at left tackle, he possessed the versatility to make the move inside to guard, where he started 14 games as a rookie and all 17 games during his second NFL season. A native of Park Ridge, Ill., Skoronski did not miss a game or a start in his three seasons at Northwestern, appearing in 33 contests at left tackle.

CAREER HIGHLIGHTS:
• In 2022, Skoronski's third and final season at Northwestern, he became the first unanimous first-team All-American in program history after starting all 12 games at left tackle.

TITANS TIDBITS:
• His grandfather, Bob Skoronski, was a left tackle for the Green Bay Packers, playing nine total seasons with the franchise. He missed two seasons while serving in the U.S. Air Force. He was a permanent offensive captain for the Packers under Vince Lombardi from 1964 to 1968 and played on five NFL championship teams. In 1976, he was inducted into the Packers Hall of Fame.
• Among all offensive linemen at the 2023 NFL Scouting Combine, Skoronski placed second in the vertical jump (34.50 inches), second in the broad jump (9 feet 7 inches), fifth in the bench press (30 reps) and ninth in the 10-yard split (1.75 seconds).
• Skoronski is a die hard Tottenham Hotspur fan.
• Has a black lab named Slim.
• Minored in history in college and considers himself a "history nerd."
• Enjoys country music and names Luke Combs, Tim McGraw and Darius Rucker among his favorites.
• Fan of the TV show "The Office."

CAREER TRANSACTIONS:
• The Park Ridge, Ill., native was selected by the Titans in the first round (11th overall) of the 2023 NFL Draft.

SEASON RECAPS:
2025 (14/14):
• At Denver (9/7), started at left guard.
• Against L.A. Rams (9/14), started at left guard.
• Against Indianapolis (9/21), started at left guard.
• At Houston (9/28), started at left guard.
• At Arizona (10/5), started at left guard and helped protect for an offense that amassed 327 total yards and scored 16 points in the fourth quarter of a 22-21 comeback victory.
• At Las Vegas (10/12), started at left guard.
• Against New England (10/19), started at left guard.
• At Indianapolis (10/26), started at left guard.
• Against L.A. Chargers (11/2), started at left guard.
• Against Houston (11/16), started at left guard.
• Against Seattle (11/23), started at left guard and blocked for an offensive unit that amassed 296 total yards against a stingy Seahawks defense.
• Against Jacksonville (11/30), started at left guard. Pounced on a Cam Ward fumble early in the second quarter.
• At Cleveland (12/7), started at left guard and opened holes for Titans' ball carriers to gain 184 rushing yards, including a career-high 161 yards on the ground by Tony Pollard. Part of an offensive front that allowed just one sack on 28 pass attempts.
• At San Francisco (12/14), started at left guard and was a part of an offensive front that did not allow a sack on 29 pass attempts. Helped open holes for a rushing attack that amassed 136 yards on the ground on 20 carries, including 104 yards from Tony Pollard.

2024 (17/17): Registered 17 starts at left guard for the first time in his career. Did not miss an offensive snap during his second NFL season.
• At Chicago (9/8), started at left guard and helped open holes for Titans' ball carriers to gain 140 rushing yards on 26 carries with a touchdown.
• At Miami (9/30), started at left guard and cleared the way for Titans' rushers to gain 142 yards on the ground with a pair of rushing scores.
• Against Indianapolis (10/13), started at left guard and was a member of an offensive front that did not allow a sack on 27 pass attempts.
• At Detroit (10/27), started at left guard and helped open holes for Titans' rushers to gain 158 yards on the ground.
• Against New England (11/3), started at left guard and helped pave the way for Titans' ball carriers to amass 167 yards on the ground.
• At Houston (11/24), started at left guard and blocked for an offense that amassed 369 total yards, including 132 yards on the ground.

2023 (14/14): Started 14 games at left guard as a rookie and helped open holes for Derrick Henry to finish second in the NFL with 1,167 rushing yards. Was inactive for three contests. Made his NFL debut and his first career start at New Orleans (9/10/23).
• At New Orleans (9/10), started at left guard in his first career NFL contest.
• At Indianapolis (10/8), returned to the lineup as a starter at left guard and was a part of an offensive line that allowed just one sack on 35 pass attempts.
• Against Atlanta (10/29), started at left guard and protected for an offensive unit that accumulated 375 total yards, including a 101-yard rushing performance by Derrick Henry. Helped give rookie quarterback Will Levis time to amass 238 passing yards with four touchdown tosses in his first career start.
• Against Indianapolis (12/3), started at left guard and helped open holes for Titans' ball carriers to gain 177 yards on the ground, including 102 yards and two rushing scores from Derrick Henry.
• At Miami (12/11), started at left guard and protected for an offense that amassed a season-best 403 total yards, including a career-high 327 passing yards for Will Levis.
• Against Seattle (12/24), started at left guard and helped open holes for Titans' rushers to gain 162 yards on the ground.
• Against Jacksonville (1/7), started at left guard and helped block for Titans' ball carriers to gain 175 yards on the ground, including a season-high 153 rushing yards by Derrick Henry.

COLLEGE:
• Skoronski started all 33 games at left tackle during his career at Northwestern without missing a game. He earned second-team All-Big Ten honors as a freshman and first-team recognition in each of the next two seasons. He became the first offensive lineman in program history to earn two All-Big Ten first-team awards. He became Northwestern's highest draft selection since guard Chris Hinton went to Denver with the fourth pick in 1983, and he was the 11th player in program history to be picked in the first round.
• As a junior (2022), named the Rimington-Pace Big Ten Offensive Lineman of the Year—the first ever by a Northwestern lineman—after starting all 12 games at left tackle. He was the first player in school history to become a unanimous first-team All-American and was named first-team All-Big Ten by coaches and media. He finished as a finalist for the 2022 Outland Trophy, recognizing nation's best college interior lineman on both offense and defense. He finished the season with PFF's highest pass-blocking grade in the country at 93.0 after allowing six pressures on 480

pass-blocking snaps. His 79.1 PFF run-blocking grade placed fifth among all qualifying Power 5 tackles.
• As a sophomore (2021), started all 12 games at left tackle and helped pave the way for Evan Hull's 1,000-yard rushing season. He was named first-team All-Big Ten by the league's coaches and second-team All-Big Ten by the media.
• As a true freshman (2020), started all nine contests during a COVID-19 shortened campaign and anchored the left side of a line that helped the Wildcats make a 2020 Big Ten Championship Game appearance. He was named second-team All-Big Ten. Additionally, he earned True Freshman All-American recognition by 247Sports as the highest-graded true first-year performer in the Big Ten among all positions. He helped pave the way for 16 rushing touchdowns and a 162.8 rushing yards per game average and helped the offensive line allow only 1.29 sacks per game in the Big Ten regular season, the third fewest in the conference.
• Majored in economics at Northwestern.

PERSONAL:
• Attended Maine South (Park Ridge, Ill.) High School, where he was a four-star prospect, the No. 4 center nationally and the No. 2 player in Illinois, according to 247Sports. He was a three-year letter winner and 2019 team captain who recorded 173 pancakes in three seasons with the Hawks.
• Earned All-State honors in 2018 and 2019 and was a three-time All-Conference and All-Area selection.
• Led Maine South to back-to-back-to-back CSL conference championships and was a member of the 2016 state champion team.
• Lettered three times in basketball and three times in track and field (shot put and discus) and was a National Honor Society member.
• Parents are Anne and Bob.
• Siblings are Elizabeth and Robbie.
• Follow Skoronski on X at @pskoronski and on Instagram at @peterskoronski.
• Born Peter Joseph Skoronski on July 31, 2001 in Chicago, Ill.

PETER SKORONSKI'S NFL STATISTICS

REGULAR SEASON

Year	Team	GP	GS
2023	Tennessee	14	14
2024	Tennessee	17	17
2025	Tennessee	14	14
NFL Totals		**45**	**45**

Starts Breakdown:
2023 - LG 14; 2024 - LG 17; 2025 - LG 14

Additional Career Statistics
Misc. Tackles - 1 (2024)
Fumble Recovery - **1 (2025)**

64 JACKSON SLATER

GUARD • 6'3" • 311 LBS
COLLEGE: SACRAMENTO STATE • ACQUIRED: 5TH ROUND - 2025
NFL EXPERIENCE (NFL/TITANS): ROOKIE • HOMETOWN: BELLEVUE, WASH.
GAMES PLAYED/GAMES STARTED: 9/0 (PLAYOFFS: 0/0)

PRO: The Titans selected Sacramento State's Jackson Slater with the 167th overall pick in the 2025 NFL Draft. The 6-foot-3-inch, 311-pound offensive lineman brings elite power, playing strength and athletic ability to the interior of the offensive front. A four-year starter at guard, Slater has the versatility to also slide inside to center. A native of Bellevue, Wash., Slater ended his Hornets career with 44 collegiate starts and three first team all-conference selections.

TITANS TIDBITS:
• Slater's father played football at Western Washington.
• Slater trained in high school with former Oregon tackle and 2025 Washington Commanders first-round pick Josh Conerly.
• Slater enjoys doing impressions. His to go is Bane from Batman.
• Slater has an extensive sports card collection (baseball/football). His most prized card is probably a Mike Trout rookie card.

CAREER TRANSACTIONS:
• The Bellevue, Wash., native was selected by the Titans in the fifth round (167th overall) of the 2025 NFL Draft.

SEASON RECAPS:
2025 (9/0): Made his NFL debut against Indianapolis (9/21).
• At Denver (9/7), was inactive.
• Against L.A. Rams (9/14), was inactive.
• Against Indianapolis (9/21), played as a reserve on special teams in his first career NFL contest.
• At Houston (9/28), was inactive.
• At Arizona (10/5), dressed but did not play.
• At Las Vegas (10/12), did not play.
• Against New England (10/19), saw action as a reserve on special teams.
• At Indianapolis (10/26), played as a reserve on special teams.
• Against L.A. Chargers (11/2), saw action as a reserve on special teams.
• Against Houston (11/16), played as a reserve on special teams.
• Against Seattle (11/23), saw action as a reserve on special teams.
• Against Jacksonville (11/30), played as a reserve on special teams.
• At Cleveland (12/7), saw action as a reserve on special teams.
• At San Francisco (12/14), played as a reserve on special teams.

COLLEGE:
• Slater started 44 games during his four seasons (2021-24) at Sacramento State. He became just the fifth player in school history, and first offensive lineman, to earn three first team all-conference honors in their career. As a senior, he did not allow a sack or a quarterback hit during the season.

AS A SENIOR (2024), named first team All-America by the Associated Press and Stats Perform and was first team All-Big Sky. Became just the fifth player in school history, and first offensive lineman, to earn three first team honors in their career. Started the first nine games of the season at left guard until being sidelined by an injury. Did not allow a sack or a quarterback hit during the season. Played in the Senior Bowl.

AS A JUNIOR (2023), earned first team all-Big Sky honors for the second consecutive year. Joined former All-American Jon Osterhout (1998-99) as the only Hornet offensive lineman to do so. Started all 13 games at left guard. Was part of an offensive line which allowed just 16 sacks during the year.

AS A SOPHOMORE (2022), named third team All-American by the Associated Press, fourth team by Phil Steele and was voted to the HERO Sports Sophomore All-America team. Was selected to the all-Big Sky Conference first team. Started all 11 regular season games at left guard before moving to left tackle for the two FCS Playoff games. Part of an offensive line which paved the way for a school-record 3,163 rushing yards and 36 rushing touchdowns. Earned Big Sky all-academic honors.

AS A TRUE FRESHMAN (2021), started the final nine games at left guard. Made his collegiate debut at Idaho State and did not leave the lineup from that point forward. Was part of an offensive line which averaged 4.6 yards per rush attempt and allowed just 18 sacks during the season.
• Graduated with a degree in finance from Sacramento State in December 2024.

PERSONAL:
• Attended Newport High School in Bellevue, Wash., and played tackle, guard and center for the Knights.
• Was named the team's lineman of the year following the 2019 season and was a team captain his final two seasons.
• Played on the defensive line as a senior where he had 20 tackles in four games.
• Earned second team All-King County 4A honors as a sophomore and junior.
• Was a three-star recruit from 247sports.com.
• Also competed in baseball for two seasons, basketball for two seasons and track and field for one campaign.
• Son of John and Melissa Slater. Has a younger brother, Luke.
• Follow Slater on X at @jacksonslater75, on Instagram at @jacksonslater76 and on Tiktok at @jacksonslater1.
• Born Jackson Thomas Slater on May 30, 2003 in Bellevue, Wash.

JACKSON SLATER'S COLLEGE STATISTICS

REGULAR SEASON

Year	Team	GP	GS
2021	Sacramento State	9	9
2022	Sacramento State	13	13
2023	Sacramento State	13	13
2024	Sacramento State	9	9
College Totals		**44**	**44**

Starts Breakdown:

2021 - LG 9; 2022 - LG 11, LT 2; 2023 - LG 13; 2024 - LG 9

JACKSON SLATER'S NFL STATISTICS

REGULAR SEASON

Year	Team	GP	GS
2025	Tennessee	9	0
NFL Totals		**9**	**0**

Starts Breakdown:

2025 -

6 JOEY SLYE

KICKER • 5'11" • 213 LBS
COLLEGE: VIRGINIA TECH • ACQUIRED: UNRESTRICTED FREE AGENT (NE) - 2025
NFL EXPERIENCE (NFL/TITANS): 7/1 • HOMETOWN: NORTH STAFFORD, VA.
GAMES PLAYED/GAMES STARTED: 108/0 (PLAYOFFS: 0/0)

PRO: The Titans signed Joey Slye during the 2025 offseason to add a strong leg and veteran experience to the kicking game. Prior to arriving in Tennessee, the 5-foot-11-inch, 213-pounder appeared in 95 games over six seasons with the Carolina Panthers (2019-20), Houston Texans (2022), San Francisco 49ers (2022), Washington Commanders (2022-23) and New England Patriots (2024). The Virginia Tech product has also spent time with the N.Y. Giants and Jacksonville Jaguars. The North Stafford, Va., native made 147 field goals and 163 extra points from 2019-24.

CAREER HIGHLIGHTS:
• In 2024, Slye connected on a 63-yard field goal as a member of the New England Patriots. The 63-yarder tied for the fourth-longest field goal in NFL history. Slye became one of nine NFL players to have two 60-yard field goals in a career (connected on a 61-yarder in 2023).
• Slye holds the franchise record for longest field goal for the New England Patriots (64 yards) and Washington Commanders (61 yards).
• In November 2022, Slye was named the NFC Special Teams Player of the Month after finishing 10 for 10 on field goals and seven of eight on extra points as a member of the Washington Commanders.

TITANS TIDBITS:
• Slye lost his older brother, A.J., to leukemia. Slye has a tattoo on his right shoulder that shows a picture of he and A.J. holding hands the last time they played football together in high school at North Stafford. The Slye family started the SlyeStrong#6 Foundation in honor of A.J. Every year, the foundations hosts a handful of events and charity drive to benefit hospitals and families navigating a cancer diagnoses. The Foundation also gives out six $2,000 scholarships. This year A.J. would've turned 31 and in honor of that, Slye is working to raise $310,000 for the Leukemia Lymphoma Society.
• While he was growing up, Slye's father worked for the United States Army so the family moved around a lot living in California, Montana, New Mexico before settling in Virginia.

CAREER TRANSACTIONS:
• The North Stafford, Va., native was originally signed by the N.Y. Giants as a rookie free agent on May 6, 2019.
• Waived by the Giants on May 14, 2019.
• Signed by the Giants as a free agent on July 24, 2019.
• Released by the Giants on July 27, 2019.
• Signed by the Carolina Panthers as a free agent on Aug. 1, 2019.
• Released by the Panthers on Aug. 28, 2021.
• Signed by the Houston Texans to the team's practice squad on Sept. 7, 2021.
• Activated from the Texans' practice squad to the active roster standard elevation on Sept. 11, 2021.
• Activated from the Texans' practice squad to the active roster standard elevation on Sept. 18, 2021.
• Signed by the Texans to the active roster from the practice squad on Sept. 23, 2021.
• Released by the Texans on Sept. 30, 2021.
• Signed by the San Francisco 49ers as a free agent on Oct. 5, 2021.
• Released by the 49ers on Nov. 2, 2021.
• Signed by the Washington Commanders as a free agent on Nov. 9, 2021.
• Signed by the Jacksonville Jaguars as an unrestricted free agent on March 18, 2024.
• Released by the Jaguars on April 30, 2024.
• Signed by New England Patriots as a free agent on May 2, 2024.
• Signed by the Titans as an unrestricted free agent on March 24, 2025.

SEASON RECAPS:
2025 (13/0 - Tennessee): Registered his first career game-winning field goal (at ARZ). Has led the team in special teams tackles twice in 2025 (vs. IND, vs. JAX).
• At Denver (9/7), made his Titans debut and connected on all four field goals (50, 33, 42, 35). It was Slye's sixth career game with four or more made field goals. Gave the Titans an early 3-0 lead with a 50-yard field goal early in the opening stanza. Connected on a 33-yard field goal to give the Titans a 6-3 advantage late in the second quarter. Cut the Broncos lead to 10-9 with a 42-yard field goal just before halftime. Nailed a 35-yard field goal to give the Titans a 13-12 lead early in the second half.
• Against L.A. Rams (9/14), made good on all four field goals (55, 37, 57, 35) and his lone extra point chance. Became the first player in franchise history to record two field goals of 55-plus yards in the same game. For the first time in his career, he recorded back-to-back performances with four field goals. Nailed a 55-yard field goal to cut the Rams' lead to 7-3 in the second quarter. Gave the Titans a 13-10 lead with a 37-yard field goal as time expired in the first half. Connected on a 57-yard field goal, the second-longest in franchise history, to give the Titans' a 16-13 advantage in the third stanza. Made good on a 35-yard field goal late in the fourth quarter.
• Against Indianapolis (9/21), connected on two of four field goals (57, 42) and both extra point chances. Missed from 64 yards and his 62-yard attempt was blocked. Joined Rob Bironas (2009) as the team's only kickers in the "Titans era" (since 1999) to register three consecutive games with at least one field goal of 50-plus yards. Led the team with two special teams tackles. Cut the Colts' lead to 7-3 with a 57-yard field goal in the opening stanza. Made the score 17-6 with a 42-yard kick early in the second quarter.
• At Houston (9/28), missed both field goal attempts from 41 and 43 yards. Collected a special teams tackle.
• At Arizona (10/5), saw action in his 100th career regular season contest and nailed all three field goal attempts (44, 51, 29), including his first career game-winning kick. Made good on one of two extra point chances. Cut the Cardinals' lead to 7-3 with a 44-yard field goal in the first quarter. Nailed a 51-yard field goal midway through the second quarter. Gave the Titans a 22-21 victory with his first career game-winning field goal from 29 yards out as time expired in regulation.
• At Las Vegas (10/12), was inactive.
• Against New England (10/19), returned to the lineup and connected on both field goals (49, 50) and his lone extra point chance. Gave the Titans an early 3-0 lead with a 49-yard field goal in the first quarter. Increased the Titans lead to 13-10 with a 50-yard field goal late in the first half.
• At Indianapolis (10/26), connected on both extra point chances. Missed a 58-yard attempt at the end of the first half.
• Against L.A. Chargers (11/2), buried both field goal attempts (49, 37) and both extra point chances. Evened the score at 17-17 with a 49-yard field goal in the second quarter. Made it a one-score game at 27-20 with a 37-yard field goal in the final stanza.
• Against Houston (11/16), connected on both field goals (56, 47) and his lone extra point chance. Gave the Titans a 3-0 lead with a 56-yard field goal late in the opening stanza. The 56-yarder was Slye's seventh of the season of at least 50 yards, joining him with Stephen Gostkowski

(seven in 2020) as the only kickers in franchise history to do so in a single season. Increased the Titans' lead to 6-0 with a 47-yard field goal in the third quarter.
• Against Seattle (11/23), connected on his lone field goal (22) and all three extra point chances. Gave the Titans an early 3-0 lead with a 22-yard field goal in the first quarter.
• Against Jacksonville (11/30), made good on his lone field goal (28) and registered a special teams tackle on coverage units. Gave the Titans an early 3-0 lead with a 28-yard field goal in the first quarter.
• At Cleveland (12/7), connected on all four extra point chances and his lone field goal attempt (41). Increased the Titans' lead to 31-17 with a 41-yard field goal in the fourth quarter.
• At San Francisco (12/14), made good on all three extra point chances and one of two field goal attempts (25). Cut the 49ers' lead to 7-3 with a 25-yard field goal late in the first quarter.

2024 (17/0 - New England): Played in all 17 games and connected on 26 of 33 field goal attempts and 25 of 26 extra point attempts for a total of 103 points.
• At Cincinnati (9/8), connected on all three field goal attempts (32, 35, 37) in his Patriots debut.
• Against N.Y. Jets (9/19), connected on his lone field goal attempt (44 yards), scoring the team's only points on the day.
• At San Francisco (9/29), set a franchise record and career-long with a 63-yard field goal at the end of the second quarter. The 63-yarder tied for the fourth-longest field goal in NFL history. Became one of nine NFL players to have two 60-yard field goals in a career. Registered his third-career game with two field goals of 50 or more yards.
• At Chicago (11/10), connected on all four field goal attempts (30, 37, 25 and 33), the fifth time in his career that he has connected on four field goals in a game.
• Against Buffalo (1/5), made good on all three field goal attempts from 40-plus yards (41, 42 and 50). Added two extra points.

2023 (17/0 - Washington): Saw action in all 17 games and handled all kickoffs, field goals and extra points for the Commanders. Connected on 19 of 24 field goals and 32 of 35 extra points for 89 points. Also had 64 touchbacks on 69 kickoffs.
• Against Philadelphia (10/29), connected on a then career-long 61-yard field goal which set a new franchise record for Washington.

2022 (17/0 - Washington): Played in all 17 games and handled kickoffs, field goals and extra points. Connected on 25 of 30 field goals and 24 of 28 extra points. Had 60 touchbacks on 74 kickoffs. Was NFC Special Teams Player of the Week for his performance at Philadelphia. Named NFC Special Teams Player of the Month for November after finishing 10 for 10 on field goals and seven of eight on extra points.
• At Philadelphia (11/14), helped lead Washington to a win against their division rival after connecting on all four field goals, including a 55- and 58-yard field goal.
• At Houston (11/20), was a perfect three for three on field goal attempts and two for two on extra points.

2021 (3/0 - Houston, 3/0 - San Francisco, 6/0 - Washington): Spent the offseason with the Carolina Panthers. Began the season on the Texans' practice squad where he was elevated for three games before being signed by the 49ers. Appeared in three games for the 49ers where he connected on seven of eight field goal attempts and two of four extra point attempts. Finished the season with the Commanders and appeared in six games and connected on all 12 field goal attempts and nine of 10 extra point attempts. Spent four weeks on injured reserve with the Commanders.
• Against Jacksonville (9/12), connected on all three field goals and all four extra point chances in the victory for the Texans.

2020 (16/0 - Carolina): Played in all 16 games and connected on 29 of 36 field goals and 33 of 36 extra point attempts for a total of 120 points. Also had 71 touchbacks on 78 kickoffs.
• Against Las Vegas (9/13), made all three field goal attempts in the season opener.
• At L.A. Chargers (9/27), connected on a career-high five field goal attempts (29, 24, 30, 22, 31).

2019 (16/0 - Carolina): Played in all 16 games and made 25 of 32 field goal attempts and 31 of 35 extra point attempts for 106 total points. Also handled kickoff duties with 66 of 69 kicks going for touchbacks.
• Against L.A. Rams (9/8), made his NFL debut. Missed his first career field goal from 53 yards out but connected on the next two from 46 and 52 yards out while making all three of his extra point attempts.
• Against Tampa Bay (9/12), went a perfect four for four on field goal attempts, including a 54-yarder and 51-yarder.
• At Houston (9/29), made all three field goal attempts, including a 55-yarder in the win. Named NFC Special Teams Player of the Week for his efforts.

COLLEGE:
• Played four seasons at Virginia Tech (2014-17), where he made 78 of 108 field goal attempts (72.2 percent) and 169 of 172 extra point attempts (98.3 percent). Opted to join the team as a walk-on over a scholarship offer from James Madison.
• As a senior (2017), played in 11 games and went 15 of 22 on field goals with a long of 50 yards and 37 for 37 on extra point attempts for 82 total points. Had 63 kickoffs with 53 touchbacks.
• As a junior (2016), named first-team All-ACC by the league coaches after playing in all 14 games and connecting on 20 of 27 field goals with a long of 47 yards and went 58 of 59 on extra point attempts. Had 93 kickoffs with 73 touchbacks. Scored 118 total points on the season.
• As a sophomore (2015), played in all 13 games and logged 116 plays on special teams during the regular season. Connected on 23 of 30 field goal attempts and 41 of 42 extra point attempts. Had 71 kickoffs for 51 touchbacks.
• As a freshman (2014), played in all 13 games and went 20 for 28 on field goals with a long of 49 yards and was 33 for 34 on extra point attempts.
• Graduated with a degree in human nutrition, foods and exercise from Virginia Tech in Dec. 2017.

PERSONAL:
• Attended North Stafford (Virginia) High School where he lettered in football all four years.
• Connected on four field goals as a senior, including a 46-yarder.
• Earned all-conference, all-region, all-state and all-area honors as a kicker and linebacker.
• Named The Free Lance-Star's male high school athlete of the year.
• Played soccer for three years, helping lead his team to a state title. Also finished all-state in both shot put and discus during his only high school track season.
• Son of David and Laura Slye.
• Married to wife, Brittaney. The two welcomed their first child, Palmer Memphis in November 2024.
• Follow Slye on Instagram at @joey_slye
• Born Joseph David Slye on April 10, 1996 in Albuquerque, N.M.

JOEY SLYE'S GAME-BY-GAME

2019 Carolina Panthers

			PAT		FG			1-19		20-29		30-39		40-49		50+					Kickoffs			
Date	Opp	W/L	Ma	Att	Ma	Att	Pct	Ma	Att	Ma	Att	Ma	Att	Ma	Att	Ma	Att	LG	Pts	Kick-by-Kick	No	InEZ	TB	PctTB
Sept 8	LAR	L	3	3	2	3	66.7	0	0	0	0	0	0	1	1	2	3	52	9	53m, 46, 52	5	4	4	80.0
Sept 12	TB	L	0	0	4	4	100.0	0	0	0	0	2	2	0	0	2	2	54	12	32, 27, 54, 51	4	4	4	100.0
Sept 22	@ Ari	W	5	5	1	1	100.0	0	0	0	0	1	1	0	0	0	0	36	8	36	7	7	6	85.7
Sept 29	@ Hst	W	1	1	3	3	100.0	0	0	1	1	0	0	1	1	1	1	55	10	48, 55, 26	5	5	5	100.0
Oct 6	Jax	W	4	5	0	2	0.0	0	0	0	0	0	0	0	1	0	1	-	4	56m, 46m	6	6	6	100.0
Oct 13	@ TB	W	4	4	3	5	60.0	0	0	1	1	0	1	0	0	0	0	49	13	49, 60m, 46, 29, 41m	6	1	0	0.0
Oct 27	@ SF	L	0	0	1	1	100.0	0	0	0	0	0	0	1	1	0	0	41	3	41	3	3	3	100.0
Nov 3	Ten	W	3	4	1	2	50.0	0	0	0	0	1	1	0	1	0	0	35	6	35, 49m	6	4	3	50.0
Nov. 10	@ GB	L	1	1	1	1	100.0	0	0	0	0	0	0	0	0	1	1	50	4	50	4	4	4	100.0
Nov. 17	Atl	L	0	0	1	1	100.0	0	0	0	0	1	1	0	0	0	0	31	3	31	2	2	2	100.0
Nov 24	@ NO	L	1	3	2	3	66.7	0	0	0	1	0	0	1	1	1	1	52	7	41, 52, 28m	6	6	6	100.0
Dec 1	Was	L	3	3	0	0	-	0	0	0	0	0	0	0	0	0	0	-	3		4	3	3	75.0
Dec 8	@ Atl	L	2	2	2	2	100.0	0	0	0	0	0	0	2	2	0	0	46	8	42, 46	5	3	3	60.0
Dec 15	Sea	L	3	3	1	1	100.0	0	0	0	0	0	0	0	0	1	1	52	6	52	5	3	3	60.0
Dec 22	@ Ind	L	0	0	2	2	100.0	0	0	1	1	0	0	0	0	1	1	50	6	27, 50	3	3	3	100.0
Dec 29	NO	L	1	1	1	1	100.0	0	0	1	1	0	0	0	0	0	0	23	4	23	3	3	3	100.0
Totals		**5-11**	**31**	**35**	**25**	**32**	**78.1**	**0**	**0**	**4**	**5**	**5**	**5**	**8**	**11**	**8**	**11**	**55**	**104**		**74**	**61**	**58**	**78.4**

2020 Carolina Panthers

			PAT		FG			1-19		20-29		30-39		40-49		50+					Kickoffs			
Date	Opp	W/L	Ma	Att	Ma	Att	Pct	Ma	Att	Ma	Att	Ma	Att	Ma	Att	Ma	Att	LG	Pts	Kick-by-Kick	No	InEZ	TB	PctTB
Sept 13	LV	L	1	2	3	3	100.0	0	0	0	0	1	1	2	2	0	0	47	10	47, 46, 31	6	6	6	100.0
Sept 20	@ TB	L	2	2	1	1	100.0	0	0	1	1	0	0	0	0	0	0	23	5	23	4	3	3	75.0
Sept 27	@ LAC	W	0	1	5	5	100.0	0	0	3	3	2	2	0	0	0	0	31	15	29, 24, 30, 22, 31	6	5	5	83.3
Oct 4	Ari	W	4	4	1	2	50.0	0	0	1	1	0	0	0	1	0	0	27	7	27, 42m	6	6	6	100.0
Oct 11	@ Atl	W	2	2	3	3	100.0	0	0	1	1	2	2	0	0	0	1	39	11	38, 39, 22	6	6	4	66.6
Oct 18	Chi	L	1	1	3	4	75.0	0	0	2	2	0	0	1	1	0	1	48	10	21, 20, 54m, 48	5	5	5	100.0
Oct 25	@ NO	L	3	3	1	2	50.0	0	0	0	0	0	0	1	1	0	1	43	6	43, 65m	5	5	3	60.0
Oct 29	Atl	L	2	2	1	1	100.0	0	0	0	0	1	1	0	0	0	0	39	5	39	4	4	4	100.0
Nov 8	@ KC	L	4	4	1	3	33.3	0	0	0	0	0	0	1	1	0	2	47	7	47, 51m, 67m	6	4	4	66.6
Nov 15	TB	L	2	2	1	1	100.0	0	0	0	0	0	0	1	1	0	0	46	5	46	5	5	5	100.0
Nov 22	Det	W	2	2	2	2	100.0	0	0	0	0	1	1	0	0	1	1	56	8	56, 37	5	5	5	100.0
Nov 29	@ Min	L	3	3	2	4	50.0	0	0	1	2	0	0	1	1	0	1	40	9	28m, 40, 21, 54m	6	6	6	100.0
Dec 13	Den	L	3	3	2	2	100.0	0	0	1	1	1	1	0	0	0	0	35	9	35, 26	6	5	5	83.3
Dec 19	@ GB	L	1	1	3	3	100.0	0	0	1	1	2	2	0	0	0	0	36	10	36, 22, 33	5	5	5	100.0
Dec 27	@ Was	W	2	3	0	0	-	0	0	0	0	0	0	0	0	0	0	-	2		4	3	3	75.0
Dec 28	NO	L	1	1	0	0	-	0	0	0	0	0	0	0	0	0	0	0	1		2	2	2	100.0
Totals		**5-11**	**33**	**36**	**29**	**36**	**80.6**	**0**	**0**	**11**	**12**	**10**	**10**	**7**	**8**	**1**	**6**	**56**	**120**		**81**	**75**	**66**	**81.4**

2021 Houston Texans

			PAT		FG			1-19		20-29		30-39		40-49		50+					Kickoffs			
Date	Opp	W/L	Ma	Att	Ma	Att	Pct	Ma	Att	Ma	Att	Ma	Att	Ma	Att	Ma	Att	LG	Pts	Kick-by-Kick	No	InEZ	TB	PctTB
Sept 12	Jax	W	4	4	3	3	100.0	0	0	2	2	0	0	1	1	0	0	40	13	40, 26, 25	8	8	8	100.0
Sept 19	@ Cle	L	3	3	0	1	-	0	0	0	0	0	0	0	0	0	0	-	3		4	2	2	50.0
Sept 23	Car	L	0	1	1	1	100.0	0	0	0	0	0	0	0	0	1	1	53	3	53	3	3	3	100.0
Totals		**1-2**	**7**	**8**	**4**	**5**	**80.0**	**0**	**0**	**2**	**2**	**0**	**0**	**1**	**1**	**1**	**1**	**53**	**19**		**15**	**13**	**13**	**83.3**

2021 San Francisco 49ers

			PAT		FG			1-19		20-29		30-39		40-49		50+					Kickoffs			
Date	Opp	W/L	Ma	Att	Ma	Att	Pct	Ma	Att	Ma	Att	Ma	Att	Ma	Att	Ma	Att	LG	Pts	Kick-by-Kick	No	InEZ	TB	PctTB
Oct 10	@ Ari	L	1	1	1	1	100.0	0	0	0	0	0	0	1	1	0	0	47	4	47	3	3	3	100.0
Oct 24	Ind	L	0	1	2	2	100.0	0	0	0	0	1	1	0	0	1	1	56	6	34, 56	5	4	4	80.0
Oct 31	@ Chi	W	1	2	4	5	80.0	0	0	1	1	1	1	1	2	1	1	52	13	48m, 48, 52, 22, 32	7	4	1	14.3
Totals		**1-2**	**2**	**4**	**7**	**8**	**87.5**	**0**	**0**	**1**	**1**	**2**	**2**	**2**	**3**	**2**	**2**	**56**	**23**		**15**	**11**	**8**	**53.3**

2021 Washington Football Team

			PAT		FG			1-19		20-29		30-39		40-49		50+					Kickoffs			
Date	Opp	W/L	Ma	Att	Ma	Att	Pct	Ma	Att	Ma	Att	Ma	Att	Ma	Att	Ma	Att	LG	Pts	Kick-by-Kick	No	InEZ	TB	PctTB
Nov 14	TB	W	2	2	3	3	100.0	0	0	2	2	0	0	1	1	0	0	46	11	46, 28, 29	7	5	4	57.1
Nov 21	@ Car	W	3	3	2	2	100.0	0	0	1	1	1	1	0	0	0	0	36	9	36, 29	4	2	2	50.0
Nov 29	Sea	W	0	1	1	1	100.0	0	0	1	1	0	0	0	0	0	0	23	3	23	4	1	1	25.0
Dec 5	@ LV	W									IR - Injured Reserve													
Dec 12	Dal	L									IR - Injured Reserve													
Dec 21	@ Phi	L									IR - Injured Reserve													
Dec 26	@ Dal	L	2	2	0	0	-	0	0	0	0	0	0	0	0	0	0	-	2		3	2	2	66.7
Jan 2	Phi	L	1	1	3	3	100.0	0	0	0	0	2	2	0	0	1	1	55	10	31, 39, 55	5	4	3	60.0
Jan 9	@ NYG	W	1	1	3	3	100.0	0	0	2	2	0	0	1	1	0	0	43	10	23, 43, 23	5	2	1	20.0
Totals		**5-4**	**9**	**10**	**12**	**12**	**100.0**	**0**	**0**	**6**	**6**	**3**	**3**	**2**	**2**	**1**	**1**	**55**	**45**		**28**	**16**	**13**	**46.4**

JOEY SLYE'S GAME-BY-GAME CONT.

2022 Washington Commanders

			PAT		FG			1-19		20-29		30-39		40-49		50+					Kickoffs			
Date	Opp	W/L	Ma	Att	Ma	Att	Pct	Ma	Att	Ma	Att	Ma	Att	Ma	Att	Ma	Att	LG	Pts	Kick-by-Kick	No	InEZ	TB	PctTB
Sept 11	Jax	W	2	2	0	0	-	0	0	0	0	0	0	0	0	0	0	-	2		5	5	5	100.0
Sept 18	@ Det	L	1	2	0	0	-	0	0	0	0	0	0	0	0	0	0	-	1		6	4	3	50.0
Sept 25	Phi	L	0	0	0	0	-	0	0	0	0	0	0	0	0	0	0	-	0		2	1	1	50.0
Oct 2	@ Dal	L	1	1	1	1	100.0	0	0	0	0	0	0	1	1	0	0	45	4	45	3	3	3	100.0
Oct 10	Ten	L	2	2	1	1	100.0	0	0	0	0	0	0	0	0	1	1	50	5	50	4	1	1	25.0
Oct 13	@ Chi	W	0	0	2	3	66.7	0	0	1	1	1	1	0	1	0	0	38	6	38, 28, 48m	4	4	3	75.0
Oct 23	GB	W	2	2	3	4	75.0	1	1	1	1	1	1	0	1	0	0	31	11	22, 47m, 31, 19	6	6	6	100.0
Oct 30	@ Ind	W	2	2	1	1	100.0	0	0	1	1	0	0	0	0	0	0	28	5	28	4	4	4	100.0
Nov 6	Min	L	2	2	1	1	100.0	0	0	0	0	0	0	1	1	0	0	44	5	44	4	3	3	75.0
Nov 14	@ Phi	W	2	2	4	4	100.0	0	0	0	0	1	1	1	1	2	2	58	2	44, 58, 32, 55	6	5	4	66.7
Nov 20	@ Hst	W	2	2	3	3	100.0	0	0	2	2	0	0	1	1	0	0	44	11	25, 24, 44	6	6	6	100.0
Nov 27	Atl	W	1	2	2	2	100.0	0	0	0	0	1	1	1	1	0	0	45	7	30, 45	5	3	3	60.0
Dec 4	@ NYG	T	2	2	2	3	66.7	0	0	1	1	0	0	1	1	0	1	42	8	21, 42, 52	6	5	4	66.7
Dec 18	NYG	L	0	1	2	2	100.0	0	0	0	0	0	0	1	1	1	1	51	6	41, 51	4	3	3	75.0
Dec 24	@ SF	L	2	2	0	0	-	0	0	0	0	0	0	0	0	0	0	-	2		4	2	2	50.0
Jan 1	Cle	L	1	1	1	1	100.0	0	0	0	0	0	0	1	1	0	0	43	4	43	3	3	2	66.7
Jan 8	Dal	W	2	3	2	4	50.0	0	0	2	2	0	1	0	0	0	1	29	8	31m, 52m, 29, 22	6	6	4	66.7
Totals		**8-8-1**	**24**	**28**	**25**	**30**	**83.3**	**1**	**1**	**8**	**8**	**4**	**5**	**8**	**10**	**4**	**6**	**58**	**87**		**78**	**64**	**57**	**73.1**

2023 Washington Commanders

			PAT		FG			1-19		20-29		30-39		40-49		50+					Kickoffs			
Date	Opp	W/L	Ma	Att	Ma	Att	Pct	Ma	Att	Ma	Att	Ma	Att	Ma	Att	Ma	Att	LG	Pts	Kick-by-Kick	No	InEZ	TB	PctTB
Sept 10	Ari	W	2	2	2	2	100.0	0	0	0	0	2	2	0	0	0	0	33	8	30, 33	4	4	4	100.0
Sept 17	@ Den	W	3	3	2	4	50.0	0	0	0	0	0	0	2	3	0	1	49	9	49m, 44, 49, 59m	6	6	6	100.0
Sept 24	Buf	L	0	0	1	1	100.0	0	0	0	0	0	0	0	0	1	1	51	3	51	2	2	2	100.0
Oct 1	@ Phi	L	4	4	1	1	100.0	0	0	1	1	0	0	0	0	0	0	27	3	27	5	5	5	100.0
Oct 5	Chi	L	0	0	2	3	66.7	0	0	0	0	1	1	0	1	1	1	51	6	51, 32, 46m	5	5	5	100.0
Oct 15	@ Atl	W	3	3	1	1	100.0	0	0	0	0	1	1	0	0	0	0	37	6	37	5	5	5	100.0
Oct 22	@ NYG	L	1	1	0	1	0.0	0	0	0	1	0	0	0	0	0	0	-	1	27m	2	2	2	100.0
Oct 29	Phi	L	4	4	1	1	100.0	0	0	0	0	0	0	0	0	1	1	61	7	61	6	4	4	66.7
Nov 5	@ NE	W	2	2	2	2	100.0	0	0	0	0	2	2	0	0	0	0	37	8	37, 30	5	5	5	100.0
Nov 12	@ Sea	L	2	3	2	2	100.0	0	0	0	0	0	0	2	2	0	0	49	8	49, 47	6	6	6	100.0
Nov 19	NYG	L	1	2	2	2	100.0	0	0	1	1	0	0	1	1	0	0	42	7	42	5	5	5	100.0
Nov 23	@ Dal	L	1	1	1	1	100.0	0	0	0	0	0	0	1	1	0	0	43	4	43	3	3	3	100.0
Dec 3	Mia	L	1	1	0	1	0.0	0	0	0	0	0	0	0	0	0	1	-	1	53m	3	3	3	100.0
Dec 17	@ LAR	L	2	3	0	0	-	0	0	0	0	0	0	0	0	0	0	-	2		4	3	3	75.0
Dec 24	@NYJ	L	4	4	0	0	-	0	0	0	0	0	0	0	0	0	0	-	4		5	5	2	40.0
Dec 31	SF	L	1	1	1	1	100.0	0	0	0	0	0	0	1	1	0	0	47	4	47	3	2	2	66.7
Jan 7	Dal	L	1	1	1	1	100.0	0	0	0	0	1	1	0	0	0	0	36	4	36	3	3	2	66.7
Totals		**4-13**	**32**	**35**	**19**	**24**	**79.2**	**0**	**0**	**2**	**3**	**7**	**7**	**7**	**9**	**3**	**5**	**61**	**85**		**72**	**68**	**64**	**88.9**

2024 New England Patriots

			PAT		FG			1-19		20-29		30-39		40-49		50+					Kickoffs			
Date	Opp	W/L	Ma	Att	Ma	Att	Pct	Ma	Att	Ma	Att	Ma	Att	Ma	Att	Ma	Att	LG	Pts	Kick-by-Kick	No	InEZ	TB	PctTB
Sept 8	@ Cin	W	1	1	3	3	100.0	1	19	0	0	3	3	0	0	0	0	37	10	32, 35, 37	4	4	4	100.0
Sept 15	Sea	L	2	2	2	3	66.7	0	0	2	2	0	0	0	1	0	0	29	8	29, 28, 48m	5	4	4	80.0
Sept 19	@ NYG	L	0	0	1	1	100.0	0	0	0	0	0	0	1	1	0	0	44	3	44	2	2	1	50.0
Sept 29	@ SF	L	1	1	2	2	100.0	0	0	0	0	0	0	0	0	2	2	63	7	63, 54	3	2	2	66.6
Oct 6	Mia	L	1	1	1	2	50.0	0	0	0	0	1	2	0	0	0	0	38	4	33m, 38	3	2	2	66.6
Oct 13	HST	L	3	3	0	0	-	0	0	0	0	0	0	0	0	0	0	-	3		4	4	3	75.0
Oct 20	@ Jax	W	1	1	1	1	100.0	0	0	0	0	0	0	1	1	0	0	41	4	41	4	3	3	75.0
Oct 27	NYJ	L	2	2	1	1	100.0	0	0	1	1	0	0	0	0	0	0	23	5	23	5	5	5	100.0
Nov 3	@ Ten	L	2	2	1	2	50.0	0	0	0	0	0	0	0	0	1	2	52	5	56m, 52	4	4	2	50.0
Nov 10	@ Chi	W	1	1	4	4	100.0	0	0	1	1	3	3	0	0	0	0	37	13	30, 37, 25, 33	5	4	3	60.0
Nov 17	LAR	L	1	2	3	3	100.0	0	0	1	1	1	1	1	1	0	0	42	10	32, 25, 42	6	4	3	50.0
Nov 24	@ Mia	L	1	1	0	1	0.0	0	0	0	0	0	0	0	1	0	0	-	1	45m	3	3	3	100.0
Dec 1	Ind	L	1	1	3	5	60.0	0	0	0	1	2	2	0	0	1	2	54	10	35, 31, 54, 25m, 68m	6	4	3	50.0
Dec 15	@ Ari	L	2	2	1	2	50.0	0	0	0	0	0	0	0	0	1	2	50	5	53m, 50	4	3	3	75.0
Dec 22	@ Buf	L	3	3	0	0	-	0	0	0	0	0	0	0	0	0	0	-	3		4	1	1	25.0
Dec 28	LAC	L	1	1	0	0	-	0	0	0	0	0	0	0	0	0	0	-	1		2	2	1	50.0
Jan 5	Buf	W	2	2	3	3	100.0	0	0	0	0	0	0	2	2	1	1	50	11	41, 42, 50	6	4	3	50.0
Totals		**4-13**	**25**	**26**	**26**	**33**	**78.8**	**0**	**0**	**5**	**6**	**10**	**11**	**5**	**7**	**6**	**9**	**63**	**103**		**70**	**55**	**46**	**65.7**

JOEY SLYE'S TITANS GAME-BY-GAME CONT.

2025 Tennessee Titans

			PAT		FG			1-19		20-29		30-39		40-49		50+					Kickoffs			
Date	Opp	W/L	Ma	Att	Ma	Att	Pct	Ma	Att	Ma	Att	Ma	Att	Ma	Att	Ma	Att	LG	Pts	Kick-by-Kick	No	InEZ	TB	PctTB
Sept 7	@ Den	L	0	0	4	4	100.0	0	0	0	0	2	2	1	1	1	1	50	12	50, 33, 42, 35	5	4	2	40.0
Sept 14	LAR	L	1	1	4	4	100.0	0	0	0	0	2	2	0	0	2	2	57	13	55, 37, 57, 35	5	1	1	20.0
Sept 21	Ind	L	2	2	2	4	50.0	0	0	0	0	0	0	1	1	1	3	57	8	57, 42, 64wr, 62b	5	2	2	40.0
Sept 28	@ Hst	L	0	0	0	2	0.0	0	0	0	0	0	0	0	2	0	0	-	0	41wr, 43wr	1	0	0	0.0
Oct 5	@ Ari	W	1	2	3	3	100.0	0	0	1	1	0	0	1	1	1	1	51	10	44, 51, 29	5	3	1	20.0
Oct 12	@ LV	L								Inactive														
Oct 19	NE	L	1	1	2	2	100.0	0	0	0	0	0	0	1	1	1	1	50	7	49, 50	4	2	1	25.0
Oct 26	@ Ind	L	2	2	0	1	0.0	0	0	0	0	0	0	0	0	0	1	-	2	58wr	3	1	1	33.3
Nov 2	LAC	L	2	2	2	2	100.0	0	0	0	0	1	1	1	1	0	0	49	8	49, 37	5	3	2	40.0
Nov 16	Hst	L	1	1	2	2	100.0	0	0	0	0	0	0	1	1	1	1	56	7	56, 47	4	2	2	50.0
Nov 23	Sea	L	3	3	1	1	100.0	0	0	1	1	0	0	0	0	0	0	22	6	22	5	0	0	0.0
Nov 30	Jax	L	0	0	1	1	100.0	0	0	1	1	0	0	0	0	0	0	28	3	28	2	1	0	0.0
Dec 7	@ Cle	W	4	4	1	1	100.0	0	0	0	0	0	0	1	1	0	0	41	7	41	6	2	0	0.0
Dec 14	@ SF	L	3	3	1	2	50.0	0	0	1	1	0	0	0	0	0	1	25	6	25, 50wr	5	2	2	40.0
Dec 21	KC																							
Dec 28	NO																							
Jan 3/4	@Jax																							
Totals		**2-12**	**20**	**21**	**23**	**29**	**79.3**	**0**	**0**	**4**	**4**	**5**	**5**	**7**	**9**	**7**	**11**	**57**	**89**		**55**	**23**	**14**	**25.5**

JOEY SLYE'S NFL STATISTICS

REGULAR SEASON			PAT		FG			1-19		20-29		30-39		40-49		50+					Kickoffs			
Date	**Team**	**GP**	**Ma**	**Att**	**Ma**	**Att**	**Pct**	**Ma**	**Att**	**Ma**	**Att**	**Ma**	**Att**	**Ma**	**Att**	**Ma**	**Att**	**LG**	**Pts**		**No**	**InEZ**	**TB**	**PctTB**
2019	Carolina	16	31	35	25	32	78.1	0	0	4	5	5	5	8	11	8	11	55	106		69	68	66	95.7
2020	Carolina	16	33	36	29	36	80.6	0	0	11	12	10	10	7	8	1	6	56	120		78	75	71	91.0
2021	HST/SF/WAS	12	18	22	23	25	92	0	0	9	9	5	5	5	7	4	4	56	87		58	43	37	63.8
2022	Washington	17	24	28	25	30	83.3	1	1	8	8	4	5	8	10	4	6	58	99		74	67	60	81.1
2023	Washington	17	32	35	19	24	79.2	0	0	2	3	7	7	7	9	3	5	61	89		69	68	64	92.8
2024	New England	17	25	26	26	33	78.8	0	0	5	6	10	11	5	7	6	9	63	103		68	55	46	67.6
2025	Tennessee	13	20	21	23	29	79.3	0	0	4	4	5	5	7	9	7	11	57	89		55	23	14	25.5
NFL Totals		**108**	**183**	**203**	**170**	**209**	**81.3**	**1**	**1**	**43**	**47**	**46**	**48**	**47**	**61**	**33**	**52**	**63**	**693**		**471**	**399**	**358**	**76.0**

Single-Game Highs

Field Goals Made - 5 at L.A. Chargers (9/27/20)
Field Goal Attempts - 5 (Four times, last vs. Indianapolis 12/1/24)
Longest Field Goal - 63 at San Francisco (9/29/24)
PATs Made - 5 at Arizona (9/22/19)
PATs Attempted - 5 (Twice, last vs. Jacksonville 10/6/19)
Points - 15 at L.A. Chargers (9/27/20)
Special Teams Tackles - 1 (2019), 2 (2020), 2 (2021), 1 (2022), 1 (2023), 1 (2024), **4 (2025)**

Regular Season Game-Winning Field Goals (0)*

10/5/25 at Arizona (29 yards)

* A game-winning field goal is defined as one that was the final score of the game and gave the kicker's team the lead at any time in the fourth quarter or overtime.

2 TYJAE SPEARS

RUNNING BACK • 5'11" • 195 LBS
COLLEGE: TULANE • ACQUIRED: 3RD ROUND - 2023
NFL EXPERIENCE (NFL/TITANS): 3/3 • HOMETOWN: PONCHATOULA, LA.
GAMES PLAYED/GAMES STARTED: 39/2 (PLAYOFFS: 0/0)

PRO: The Titans selected Tyjae Spears in the third round of the 2023 NFL Draft. The 5-foot-11-inch, 195-pounder is a dynamic and explosive running back with superb instincts and the ability to play on all downs on offense and contribute in the return game. As a rookie, Spears appeared in all 17 games and accumulated 838 scrimmage yards to rank seventh in franchise history among rookie running backs. His totals included 453 yards and two touchdowns on the ground and 385 receiving yards and a score as a receiver. The Ponchatoula, La., native spent four years at Tulane (2019-22) prior to entering the NFL. Chosen by the Titans with the 81st overall draft pick, he became the highest pick from Tulane since running back Matt Forte in 2008 (44th overall by Chicago).

CAREER HIGHLIGHTS:
• Spears has had a knack for finding the end zone during his first two NFL campaigns. He has scored eight touchdowns (six rushing and two receiving) from 2023-2024.
• As a rookie in 2023, Spears carried the ball 100 times for 453 yards and two touchdowns, and he added 52 receptions for 385 yards and one score. His 838 scrimmage yards ranked seventh in franchise history among rookie running backs, and the total also placed fourth among rookie running backs in 2023 behind Atlanta's Bijan Robinson, Detroit's Jahmyr Gibbs and Miami's De'Von Achane.
• Spears' 20 total third-down conversions in 2023, which included 11 receptions and nine rushing attempts, led all NFL running backs, including rookies and veterans.
• With 52 receptions in 2023, Spears became the franchise's first rookie running back with at least 50 receptions since Sid Blanks in 1964 (56).
• During his final season at Tulane in 2022, Spears ranked fifth in the FBS with 1,581 rushing yards, and his 21 total touchdowns (19 rushing, two receiving) tied for the most in the nation. His 19 rushing touchdowns tied for third in the country. He was named the American Athletic Conference Offensive Player of the Year.

TITANS TIDBITS:
• In the sixth round of the 2024 NFL Draft, the Titans selected one of Spears' best friends and his former college roommate, Tulane wide receiver Jha'Quan Jackson. Spears was with Jackson when he received the phone call from the Titans during the draft.
• Spears has worked with a non-profit organization in New Orleans called Son of a Saint, which provides "mentorship, education, recreation, camaraderie, cultural enrichment, emotional support and helping to fill the void for dozens of fatherless young men."
• Growing up on the New Orleans area, his favorite player was former Saints running back Reggie Bush.
• Spears is one of nine children in his family (five brothers and three sisters).
• His first job as a teenager was working at Walmart.

CAREER TRANSACTIONS:
• The Ponchatoula, La., native was selected by the Titans in the third round (81st overall) of the 2023 NFL Draft.
• Placed on injured reserve designated for return on Aug. 25, 2025.
• Activated from injured reserve to the active roster on Oct. 4, 2025.

SEASON RECAPS:
2025 (10/0): Has led the team in rushing yards twice in 2025 (vs. NE, at IND). Has led or tied for the team lead in receptions three times in 2025 (vs. LAC, vs. HST, vs. JAX). Has led the team in receiving yards once in 2025 (at CLE).
• At Arizona (10/5), made his season debut as a reserve at running back and carried the ball four times for 14 yards. Kept the Titans' opening scoring drive alive with a five-yard rush on third-and-two in the first quarter.
• At Las Vegas (10/12), played as a reserve at running back and carried the ball five times for 31 yards. Snared four receptions for 19 yards out of the backfield.
• Against New England (10/19), saw action as a reserve at running back and led the team with 22 rushing yards on five carries. Hauled in three receptions for 18 yards out of the backfield.
• At Indianapolis (10/26), played as a reserve at running back and led the team with 59 rushing yards on nine attempts with his first touchdown of the season. Grabbed three receptions for 23 yards. Set up the Titans' first touchdown with a 41-yard scamper to the Colts' one-yard line on a third-and-six in the first quarter. Found the end zone on a three-yard touchdown run late in the fourth quarter.
• Against L.A. Chargers (11/2), saw action as a reserve at running back and carried the ball seven times for 26 yards. Tied for the team lead with three receptions for 36 yards. Kickstarted the Titans' scoring drive in the second quarter with a 26-yard grab to the Chargers' 34-yard line.
• Against Houston (11/16), played as a reserve at running back and rushed four times for three yards. Led the team with five receptions for 31 yards. Extended the Titans' initial scoring drive with a 15-yard catch-and-run reception on third-and-13 in the first quarter.
• Against Seattle (11/23), saw action as a reserve at running back and caught four passes for 21 yards out of the backfield. Rushed three times for four yards. Extended the Titans' final touchdown drive with a nine-yard grab on fourth-and-five in the fourth quarter.
• Against Jacksonville (11/30), played as a reserve at running back and tied for the team lead with six catches for 25 yards. Rushed twice for minus-one yard.
• At Cleveland (12/7), saw action as a reserve at running back and led the team with 28 receiving yards on two receptions. Rushed eight times for 19 yards. Extended the Titans' opening touchdown drive with a 24-yard reception on third-and-10 in the first quarter.
• At San Francisco (12/14), played as a reserve at running back and rushed three times for 34 yards. Hauled in two receptions out of the backfield. Extended the Titans' final touchdown drive with a 20-yard run down the right sideline on third-and-three in the fourth quarter.

2024 (12/1): Saw action in 12 games with one start at running back and rushed 84 times for 312 yards with four touchdowns. Hauled in 30 receptions for 224 yards with a receiving score. Returned seven kickoffs for 198 yards. Was inactive for five contests. Led the team in rushing yards twice in 2024 (at LAC, at JAX). Led or tied for the team lead in receptions twice in 2024 (at CHI, at MIA). Led the team in receiving yards once in 2024 (vs. CIN).
• At Chicago (9/8), played as a reserve at running back and rushed four times for 21 yards. Led the team with four receptions for 11 yards. Extended the Titans' second touchdown drive with a five-yard run on third-and-one in the second quarter.
• At Miami (9/30), played as a reserve at running back and rushed 15 times for 39 yards with a touchdown. Caught two passes out of the backfield. Increased the Titans' lead to 16-6 with a seven-yard touchdown run off a direct snap in the third quarter.
• At L.A. Chargers (11/10), returned to the lineup as a reserve at running back and led the team with 47 rushing yards on seven carries. Hauled in three receptions.
• Against Cincinnati (12/15), saw action as a reserve at running back and

led the team with 87 receiving yards on six catches with a touchdown. Carried the ball four times for five yards with a rushing score. Logged his second career game with a rushing touchdown and a receiving touchdown. Returned one kickoff for 20 yards. Gave the Titans a 14-7 lead with a one-yard touchdown run in the opening quarter. Hauled in a 17-yard touchdown reception from Mason Rudolph in the fourth quarter. Helped set up the Titans' final touchdown with a 43-yard catch-and-run reception on third-and-seven late in the final stanza.

• At Indianapolis (12/22), rushed 10 times for 27 yards with a career-best two rushing scores. Registered his first career game with multiple rushing touchdowns. Snared three passes for 39 yards. Returned two kickoffs for 69 yards with a career-long 42-yard return. Scored on an 11-yard touchdown run on a third-and-one play late in the third quarter. Made it a one-score game with a two-yard touchdown run late in the final stanza.

• At Jacksonville (12/29), made his first start of the season at running back and carried the ball a career-high 20 times for a career-best 95 yards before leaving the game in the third quarter with an injury. Grabbed three passes for eight yards. Kept the Titans' touchdown drive alive with a two-yard run on third-and-two in the third quarter.

2023 (17/1): Played in all 17 games with a start at running back as a rookie and rushed 100 times for 453 yards with two touchdowns. Ranked third on the squad with 52 receptions and fourth on the team with 385 receiving yards to go along with a receiving score. Returned a team-high 13 kickoffs for 270 yards. Finished the season with 838 scrimmage yards which ranked seventh in franchise history among rookie running backs. With 52 receptions, he became the franchise's first rookie running back with at least 50 receptions since Sid Blanks in 1964 (56). Led the team in rushing yards once (vs. HST). Led or tied for the team lead in receptions three times (at CLE, at PIT, at TB). Led the team in receiving yards once (vs. BAL). Made his NFL debut at New Orleans (9/10/23). Made his first career start at Houston (12/31).

• At New Orleans (9/10), played as a reserve and carried the ball three times for 27 yards in his first career NFL contest. Caught one pass for one yard.

• Against L.A. Chargers (9/17), saw action as a reserve at running back and rushed eight times for 49 yards. Caught two passes for six yards. Extended the Titans' second scoring drive with an eight-yard run on third-and-two late in the second quarter.

• Against Cincinnati (10/1), saw action as a reserve at running back and rushed five times for 40 yards. Hauled in three receptions for 18 yards. Returned one kickoff for 16 yards. Extended the Titans' opening scoring drive with a three-yard catch on fourth-and-two in the first quarter.

• At Indianapolis (10/8), played as a reserve at running back and carried the ball seven times for 34 yards with his first career touchdown. Caught four passes for 35 yards. Gave the Titans a 13-10 advantage with a 19-yard jaunt on an end-around for his first career score in the third quarter.

• In London, against Baltimore (10/15), played as a reserve at running back and rushed four times for 15 yards. Hauled in a game-long 48-yard reception. Set up the Titans' final field goal of the afternoon with a shifty 48-yard catch-and-run reception down to the Ravens' six-yard line in the fourth quarter.

• Against Atlanta (10/29), set up the Titans' final touchdown of the afternoon with a 23-yard scamper in the fourth quarter.

• At Tampa Bay (11/12), saw action as a reserve at running back and led the team with four receptions for 42 yards. Rushed five times for 18 yards. Extended the Titans' second scoring drive with a 13-yard catch-and-run on third-and-two late in the third quarter.

• Against Indianapolis (12/3), set season-highs with 16 carries for 75 rushing yards. Caught four passes out of the backfield for 13 yards. Returned two kickoffs for 40 yards. Extended the Titans' final touchdown drive with a pair of third-down conversions in the fourth quarter: a two-yard run on third-and-one and a seven-yard grab on third-and-six. Kept the Titans' final scoring drive alive with a six-yard run on third-and-two in overtime.

• At Miami (12/11), played as a reserve at running back and notched career-highs with six receptions and 89 receiving yards. Rushed seven times for 29 yards. Finished with 118 scrimmage yards—the first game of his career with at least 100 scrimmage yards. Extended the Titans' opening touchdown drive with a 10-yard grab on third-and-seven in the second quarter. Kept the Titans' third-quarter scoring drive alive with a pair of third-down conversions: an eight-yard run on third-and-five and a 30-yard reception on third-and-six in the third stanza.

• Against Houston (12/17), carried the ball nine times for a team-best 30 rushing yards. Caught one pass for seven yards.

• Against Seattle (12/24), rushed nine times for 40 yards and caught five passes for 27 yards out of the backfield. Extended the Titans' opening touchdown drive with a seven-yard run off right guard on third-and-two late in the first quarter. Kept the Titans' second touchdown drive alive with a pair of conversions: a four-yard reception on third-and-three and a two-yard run on fourth-and-one in the final stanza.

• At Houston (12/31), made his first career start as the team opened in a two-running-back package and caught four passes for 29 yards.

• Against Jacksonville (1/7), registered his first career multi-touchdown game. Caught three passes for 41 yards with a touchdown and rushed three times for 25 yards with a score. Gave the Titans a 7-3 lead with a 28-yard touchdown grab on third-and-six in the first quarter. Extended the Titans' second touchdown drive with a 22-yard scamper off left end on third-and-two in the second quarter. Extended the Titans lead to 21-10 with a three-yard touchdown run in the second quarter.

COLLEGE:

• Spears appeared in 33 games with 20 starts at running back during his career at Tulane. He totaled 2,910 yards and 31 touchdowns on 427 carries and added 48 receptions for 564 yards and three scores. He ended his career as the school's all-time leader in yards per carry (6.8), tied for second in 100-yard rushing games (15), tied for third in rushing touchdowns (31), fourth in rushing yards per game (85.6) and sixth in rushing yards (2,910) and total touchdowns (34). His 6.8 yards per carry from 2019 to 2022 ranked second in the FBS behind only Alabama-Birmingham running back DeWayne McBride's 7.3-yard average (minimum 400 attempts).

• As a junior (2022), started all 14 games for the Green Wave, totaling 1,581 yards and 19 touchdowns on 229 rushing attempts and adding 22 receptions for 256 yards and two touchdowns. Named honorable mention All-American by Phil Steele, American Athletic Conference Offensive Player of the Year and first team All-AAC. Tied for the national lead with 21 total touchdowns and tied for third in the country with 19 rushing touchdowns, a total that ranked second in Tulane single-season history. His 1,581 rushing yards led the conference and made up the Green Wave's all-time second-highest single-season total. Tallied nine 100-yard rushing games, including eight consecutive such efforts to finish the season. Helped the Olive and Blue earn a 12-2 record and win an American Athletic Conference title. The team's ninth-overall ranking was the second-best finish in program history.

• Against Southern California in the Cotton Bowl (1/2/23), rushed 17 times for 205 yards and a career-high four touchdowns, winning Most Outstanding Offensive Player in Tulane's 46-45 victory.

• As a sophomore (2021), appeared in 12 games with three starts. Led the team in rushing with 129 carries for 863 yards and nine touchdowns in addition to 19 catches for 145 yards. Rushed for over 100 yards in four of the last five games of the season, including at Memphis (11/27), when he recorded a career-high 264 rushing yards with two touchdowns. His 264 rushing yards tied for the fifth-highest total by a player in the nation in 2021. It was the fourth most in school history and the most by any player other than Matt Forte.

• As a redshirt freshman (2020), saw action in three games (three starts) before he suffered a season-ending injury. Finished fourth on the team in rushing with 274 yards and averaged 7.4 yards per carry.

• As a true freshman (2019), totaled 192 yards rushing, 133 yards receiving and finished with a pair of touchdowns in four games. Used a redshirt to retain eligibility.

• Graduated from Tulane in December 2022 with a degree in health and wellness.

PERSONAL:

• Attended Ponchatoula (La.) High School, where he earned three-star ratings from 247Sports.com and Rivals.com.

• As a senior at Ponchatoula, recorded 920 rushing yards and 880 receiving yards with 18 total touchdowns.

• Also participated on the track and field team in high school.

• Follow Spears on X at @tyjae22, on Instagram at @twotwo4six and on TikTok at @tyjaespears.

• Son of Margene Spears & Nicole Hart.

• Born Tyjae Armon Spears on June 15, 2001 in Hammond, La.

TYJAE SPEARS' GAME-BY-GAME

2023 Tennessee Titans					RUSHING					RECEIVING				
Date		Opp	W/L	P/S	Att	Yds	Avg	Lg	TD	No	Yds	Avg	Lg	TD
Sept 10	@	NO	L	p	3	27	9.0	17	0	1	1	1.0	1	0
Sept 17		LAC	W	p	8	49	6.1	14	0	2	6	3.0	4	0
Sept 24	@	Cle	L	p	4	6	1.5	5	0	4	3	0.8	5	0
Oct 1		Cin	W	p	5	40	8.0	22	0	3	18	6.0	9	0
Oct 8	@	Ind	L	p	7	34	4.9	19t	1	4	35	8.8	14	0
Oct 15		Bal	L	p	4	15	3.8	12	0	1	48	48.0	48	0
Oct 29		Atl	W	p	3	27	9.0	23	0	3	9	3.0	5	0
Nov 2	@	Pit	L	p	5	18	3.6	8	0	4	4	1.0	8	0
Nov 12	@	TB	L	p	5	18	3.6	15	0	4	42	10.5	15	0
Nov 19	@	Jax	L	p	4	14	3.5	5	0	2	12	6.0	6	0
Nov 26		Car	W	p	2	6	3.0	8	0	1	1	1.0	1	0
Dec 3		Ind	L	p	16	75	4.7	19	0	4	13	3.3	7	0
Dec 11	@	Mia	W	p	7	29	4.1	8	0	6	89	14.8	30	0
Dec 17		Hst	L	p	9	30	3.3	9	0	1	7	7.0	7	0
Dec 24		Sea	L	p	9	40	4.4	11	0	5	27	5.4	13	0
Dec 31	@	Hst	L	S	6	0	0.0	5	0	4	29	7.3	10	0
Jan 7		Jax	W	p	3	25	8.3	22	1	3	41	13.7	28t	1
Totals			**6-11**	**17/1**	**100**	**453**	**4.5**	**23**	**2**	**52**	**385**	**7.4**	**48**	**1**

2024 Tennessee Titans					RUSHING					RECEIVING				
Date		Opp	W/L	P/S	Att	Yds	Avg	Lg	TD	No	Yds	Avg	Lg	TD
Sept 8	@	Chi	L	p	4	21	5.3	11	0	4	11	2.8	5	0
Sept 15		NYJ	L	p	6	20	3.3	7	0	2	11	5.5	6	0
Sept 22		GB	L	p	2	7	3.5	6	0	4	54	13.5	29	0
Sept 30	@	Mia	W	p	15	39	2.6	9	1	2	0	0.0	5	0
Oct 13		Ind	L	p	6	27	4.5	10	0	0	0	-	0	0
Oct 20	@	Buf	L	IA										
Oct 27	@	Det	L	IA										
Nov 3		NE	W	IA										
Nov 10	@	LAC	L	p	7	47	6.7	19	0	3	4	1.3	6	0
Nov 17		Min	L	p	3	0	0.0	4	0	2	8	4.0	5	0
Nov 24	@	Hst	W	IA										
Dec 1	@	Was	L	p	1	3	3.0	3	0	0	0	-	0	0
Dec 8		Jax	L	p	6	21	3.5	8	0	1	2	2.0	2	0
Dec 15		Cin	L	p	4	5	1.3	6	1	6	87	14.5	43	1
Dec 22	@	Ind	L	p	10	27	2.7	11t	2	3	39	13.0	19	0
Dec 29	@	Jax	L	S	20	95	4.8	23	0	3	8	2.7	6	0
Jan 5		Hst	L	IA										
Totals			**3-14**	**12/1**	**84**	**312**	**3.7**	**23**	**4**	**30**	**224**	**7.5**	**43**	**1**

2025 Tennessee Titans					RUSHING					RECEIVING				
Date		Opp	W/L	P/S	Att	Yds	Avg	Lg	TD	No	Yds	Avg	Lg	TD
Sept 7	@	Den	L	IR										
Sept 14		LAR	L	IR										
Sept 21		Ind	L	IR										
Sept 28	@	Hst	L	IR										
Oct 5	@	Ari	W	p	4	14	3.5	5	0	0	0	-	0	0
Oct 12	@	LV	L	p	5	31	6.2	12	0	4	19	4.8	9	0
Oct 19		NE	L	p	5	22	4.4	8	0	3	18	6.0	11	0
Oct 26	@	Ind	L	p	9	59	6.6	41	1	3	23	7.7	17	0
Nov 2		LAC	L	p	7	26	3.7	10	0	3	36	12.0	26	0
Nov 16		Hst	L	p	4	3	0.8	1	0	5	31	6.2	15	0
Nov 23		Sea	L	p	3	4	1.3	3	0	4	21	5.3	12	0
Nov 30		Jax	L	p	2	-1	-0.5	2	0	6	25	4.2	10	0
Dec 7	@	Cle	W	p	8	19	2.4	8	0	2	28	14.0	24	0
Dec 14	@	SF	L	p	3	34	11.3	20	0	2	2	1.0	2	0
Dec 21		KC												
Dec 28		NO												
Jan 3/4	@	Jax												
Totals			**2-12**	**10/0**	**50**	**211**	**4.2**	**41**	**1**	**32**	**203**	**6.3**	**26**	**0**

TYJAE SPEARS' NFL STATISTICS

REGULAR SEASON				RUSHING					RECEIVING				
Year	Team	GP	GS	No	Yds	Avg	Lg	TD	Att	Yds	Avg	Lg	TD
2023	Tennessee	17	1	100	453	4.5	23	2	52	385	7.4	48	1
2024	Tennessee	12	1	84	312	3.7	23	4	30	224	7.5	43	1
2025	Tennessee	10	0	50	211	4.2	41	1	32	203	6.3	26	0
NFL Totals		**39**	**2**	**234**	**976**	**4.2**	**41**	**7**	**114**	**812**	**7.1**	**48**	**2**

REGULAR SEASON		PUNT RETURNS						KICKOFF RETURNS				
Year	Team	No	FC	Yds	Avg	Lg	TD	No	Yds	Avg	Lg	TD
2023	Tennessee	0	0	0	-	0	0	13	270	20.8	33	0
2024	Tennessee	0	0	0	-	0	0	7	198	28.3	42	0
NFL Totals		**0**	**0**	**0**	**-**	**0**	**0**	**20**	**468**	**23.4**	**42**	**0**

Single-Game Highs

Rushes - 20 at Jacksonville (12/29/24)
Rushing Yards - 95 at Jacksonville (12/29/24)
Long Rush - **41 at Indianapolis (10/26/25)**
Rushing Touchdowns - 2 at Indianapolis (12/22/24)
Receptions - **6 (Three times, last vs. Jacksonville 11/30/25)**
Receiving Yards - 89 at Miami (12/11/23)
Long Reception - 48 vs. Baltimore (10/15/23)
Receiving Touchdowns - 1 (Twice, last vs. Cincinnati 12/15/24)

Kickoff Returns - 4 at Jacksonville (11/19/23)
Kickoff Return Yards - 81 at Jacksonville (11/19/23)
Kickoff Return Long - 42 at Indianapolis (12/22/24)

Additional Statistics

Fumble Recoveries - 1 (2023)
Misc Tackles - 2 (2023), 2 (2024), **1 (2025)**

93 T'VONDRE SWEAT

NOSE TACKLE • 6'4" • 366 LBS
COLLEGE: TEXAS • ACQUIRED: 2ND ROUND - 2024
NFL EXPERIENCE (NFL/TITANS): 2/2• HOMETOWN: HUNTSVILLE, TEXAS
GAMES PLAYED/GAMES STARTED: 26/25 (PLAYOFFS: 0/0)

PRO: The Titans selected T'Vondre Sweat with the 38th overall pick in the 2024 NFL Draft. The 6-foot-4-inch, 366-pound nose tackle provides a massive body with long arms and big hands that refuses to be moved while adding explosiveness and a unique athletic ability. The Huntsville, Texas, native appeared in all 17 games with 16 starts his rookie season and recorded 51 tackles, a sack and 23 quarterback pressures. The Texas product was awarded the 2023 Outland Trophy, given to the nation's top interior lineman.

CAREER HIGHLIGHTS:
• In 2024, Sweat played more defensive snaps (667) than any other rookie defensive lineman in the league.
• Sweat won the 2023 Outland Trophy, awarded to the best interior lineman in the country.
• Sweat became the fifth Texas defensive tackle to be a unanimous All-American.
• Sweat totaled 45 tackles, eight tackles for loss, two sacks and four pass breakups his senior year. In addition, he recorded a two-yard touchdown reception and a block on an extra point attempt that the Texas defense returned for a touchdown.

TITANS TIDBITS:
• Sweat considers fellow Titans defensive lineman Keondre Coburn a close friend and mentor after playing together at Texas.
• Away from football, Sweat enjoys playing video games, including Madden, NBA 2K and Call of Duty: Warzone.
• Sweat's Godmom started calling him Meatloaf while he was playing basketball as a child and the nickname has stuck.
• He is also nicknamed T Sweat.
• Sweat is a self-proclaimed 'Momma's boy" and chose to go to Texas to be closer to her. His goal is to be in a position to where she no longer has to work. Last year, Sweat surprised her by buying her a home.

CAREER TRANSACTIONS:
• The Huntsville, Texas, native was selected by the Titans in the second round (38th overall) of the 2024 NFL Draft.

SEASON RECAPS:
2025 (9/9): Has tied for the team lead in sacks twice in 2025 (vs. NE, at IND). Has tied for the team lead in passes defensed once in 2025 (vs. LAC). Placed on injured reserve on Sept. 20 and missed four contests before being designated to return on Oct. 18.
• At Denver (9/7), started at nose tackle and tallied two tackles. Halted a Broncos' drive by darting through the line and stuffing Bo Nix for no gain on a fourth-and-one sneak in the fourth quarter.
• Against L.A. Rams (9/14), was inactive.
• Against New England (10/19), returned to lineup as the starter at nose tackle and tied a career-high with six tackles, including a sack and two quarterback pressures. Shot through the middle of the line and dropped Drake Maye for a nine-yard sack in the fourth quarter.
• At Indianapolis (10/26), started at nose tackle and tallied two tackles, including a sack and a quarterback pressure. Sacked Daniel Jones for a one-yard loss in the first quarter.
• Against L.A. Chargers (11/2), started at nose tackle and posted three tackles, including a stop for loss and a pass defensed. Stonewalled Kimani Vidal for a two-yard loss on a rush late in the first quarter. Batted down a pass intended for Ladd McConkey in the final stanza.
• Against Houston (11/16), started at nose tackle and collected two tackles, including a stop for loss. Combined with Sebastian Joseph-Day to stuff Woody Marks for a one-yard loss on a rush up the middle in the fourth quarter.
• Against Seattle (11/23), started at nose tackle and notched a tackle.
• Against Jacksonville (11/30), started at nose tackle and registered three tackles.
• At Cleveland (12/7), started at nose tackle and amassed four quarterback pressures.
• At San Francisco (12/14), started at nose tackle and posted a career-high seven tackles with three quarterback pressures. Combined with Jeffery Simmons to stuff Christian McCaffrey for a one-yard loss on a rush in the second quarter. Stonewalled McCaffrey for no gain on a rush in the final stanza.

2024 (17/16): Named to the Pro Football Writers of America All-Rookie Team. Saw action in all 17 games with 16 starts at nose tackle and ranked fourth on the team with 23 quarterback pressures. Posted 51 tackles, a sack, four stops for loss, a forced fumble, a fumble recovery and a pass defensed. His 667 total defensive snaps in 2024 ranked first among all rookie defensive linemen in 2024. Tied for the team lead in sacks once in 2024 (at HST). Tied for the team lead in quarterback pressures once in 2024 (at BUF). Tied for the team lead in passes defensed once in 2024 (vs. JAX). Made his NFL debut at Chicago (9/8/24).
• At Chicago (9/8), started at nose tackle in his first career NFL contest and posted two quarterback pressures.
• Against Green Bay (9/22), started at nose tackle and notched four tackles with a quarterback pressure.
• At Miami (9/30), started at nose tackle and totaled six tackles, including two stops for loss and two quarterback pressures. Halted a Dolphins' drive by teaming with Kenneth Murray Jr. to stuff Jaylen Wright for a one-yard loss on a third-and-eight rush late in the second quarter. Shot through the line and dropped De'Von Achane for a four-yard loss on a rush off left end in the third stanza. Stonewalled Jaylen Wright for a two-yard loss on a rush off left end in the fourth quarter.
• At Buffalo (10/20), started at nose tackle and recorded four tackles with a team-high-tying three quarterback pressures. Stuffed Ray Davis for no gain on a rush up the middle in the second quarter.
• At Detroit (10/27), started at nose tackle and amassed four tackles.
• Against Minnesota (11/17), started at nose tackle and tallied five tackles, including a stop for loss and five quarterback pressures. Stonewalled Cam Akers for a one-yard loss on a rush up the middle in the third quarter.
• At Houston (11/24), started at nose tackle and notched two tackles, including a sack and three quarterback pressures. Collected his first career sack by dropping C.J. Stroud for a nine-yard loss on third-and-16 in the fourth quarter.
• At Washington (12/1), recorded five tackles and two quarterback pressures.
• Against Jacksonville (12/8), notched a quarterback pressure and a pass defensed. Halted a Jaguars' drive by batting down a third-and-six pass intended for Brian Thomas Jr. early in the third quarter.
• Against Cincinnati (12/15), amassed three tackles, two quarterback pressures, a forced fumble and a fumble recovery. Caused and recovered a Joe Burrow fumble and then rumbled 30 yards down the right sideline early in the second quarter. Combined with Darrell Baker Jr. to stuff Chase Brown for no gain on a rush up the middle in the final stanza.
• At Jacksonville (12/29), totaled three tackles and a quarterback pressure. Stuffed Travis Etienne Jr. for no gain on a rush off left guard in the first quarter. Combined with Harold Landry III to stonewall Etienne Jr.

for no gain on a rush off left tackle in the opening stanza.
• Against Houston (1/5), recorded five tackles with a quarterback pressure. Halted a Texans' drive by stuffing Dare Ogunbowale for no gain on a third-and-three rush up the middle in the fourth quarter.

COLLEGE:
• During a five-year career as a defensive lineman at Texas, Sweat appeared in 62 games with 17 starts. He finished his collegiate career with 128 tackles, 17.5 tackles for loss, five sacks, 14 passes defensed, one forced fumble, two fumble recoveries and one extra point block. Was the winner of the 2023 Outland Trophy and became the fifth Texas defensive tackle to be a unanimous All-American. Named the 2023 Big 12 Defensive Player of the Year.
• As a graduate (2023), played in all 14 games with eight starts. Established career highs with 45 tackles, 18 solo tackles, eight tackles for loss, two sacks, four pass breakups and one blocked kick. Also had a two-yard touchdown reception. Was the Outland Trophy Award Winner. Named a unanimous first-team All-American, the Big 12 Defensive Player of the Year and unanimous first-team All-Big 12.
• As a senior (2022), played in all 13 games with nine starts and established a then-career high with 30 tackles and added 2.5 tackles for loss, seven quarterback hurries and four pass breakups. Named honorable mention All-Big 12 by the league's coaches.
• As a junior (2021), played in all 12 games and registered 22 tackles, two tackles for loss, one sack and three pass breakups.
• As a sophomore (2020), appeared in all 10 games and recorded 22 tackles, four tackles for loss, one sack, one pass breakup, one quarterback hurry, one forced fumble and one fumble recovery.
• As a freshman (2019), played in all 13 games and logged nine tackles, two pass breakups, one sack, one fumble recovery and one tackle for loss.

• Graduated with a degree in youth and community studies from the University of Texas in May 2023.

PERSONAL:
• Attended Huntsville (Texas) High School and was an all-state and multi-year all-district defensive lineman who was named District MVP in 2018. Ranked No. 54 in Texas and No. 40 at strongside defensive end by 247Sports.
• Named Associated Press 5A All-State and chosen MVP of District 10-5A II in 2018 after leading a defense that allowed just 13.1 point per game, including three shutouts and an eight-game stretch where the unit allowed no more than seven points in any game.
• Helped Huntsville to a 12-2 overall his senior year, including a 7-0 district title and an appearance in the 5A Division 2 quarterfinals.
• Registered 53 tackles and three sacks as a junior as he helped Huntsville to a 8-2 record and earned unanimous first-team All-District 20-5A.
• Also played basketball in high school.
• Follow Sweat on X at @TvondreSweat and on Instagram at @tvondre._.
• Born T'Vondre Sweat on July 11, 2001 in Huntsville, Texas.

T'VONDRE SWEAT'S GAME-BY-GAME

2024 Tennessee Titans

Date	Opp	W/L	P/S	Tot	Solo	Asst	Sk	- Yds	QBP	TFL	Int	- Yds	-TD	PD	FF	FR	- Yds	SpT
Sept 8	@ Chi	L	S	0	0	0	0.0	0.0	2	0	0	0	0	0	0	0	0	0
Sept 15	NYJ	L	S	0	0	0	0.0	0.0	0	0	0	0	0	0	0	0	0	0
Sept 22	GB	L	S	4	3	1	0.0	0.0	1	0	0	0	0	0	0	0	0	0
Sept 30	@ Mia	W	S	6	3	3	0.0	0.0	2	2	0	0	0	0	0	0	0	0
Oct 13	Ind	L	S	3	1	2	0.0	0.0	0	0	0	0	0	0	0	0	0	0
Oct 20	@ Buf	L	S	4	1	3	0.0	0.0	3	0	0	0	0	0	0	0	0	0
Oct 27	@ Det	L	S	4	1	3	0.0	0.0	0	0	0	0	0	0	0	0	0	0
Nov 3	NE	W	p	2	2	0	0.0	0.0	0	0	0	0	0	0	0	0	0	0
Nov 10	@ LAC	L	S	3	1	2	0.0	0.0	0	0	0	0	0	0	0	0	0	0
Nov 17	Min	L	S	5	4	1	0.0	0.0	5	1	0	0	0	0	0	0	0	0
Nov 24	@ Hst	W	S	2	1	1	1.0	9.0	3	1	0	0	0	0	0	0	0	0
Dec 1	@ Was	L	S	5	1	4	0.0	0.0	2	0	0	0	0	0	0	0	0	0
Dec 8	Jax	L	S	0	0	0	0.0	0.0	1	0	0	0	0	1	0	0	0	0
Dec 15	Cin	L	S	3	1	2	0.0	0.0	2	0	0	0	0	0	1	1	30	0
Dec 22	@ Ind	L	S	2	0	2	0.0	0.0	0	0	0	0	0	0	0	0	0	0
Dec 29	@ Jax	L	S	3	1	2	0.0	0.0	1	0	0	0	0	0	0	0	0	0
Jan 5	Hst	L	S	5	2	3	0.0	0.0	1	0	0	0	0	0	0	0	0	0
Totals		**3-14**	**17/16**	**51**	**22**	**29**	**1.0**	**9.0**	**23**	**4**	**0**	**0**	**0**	**1**	**1**	**1**	**30**	**0**

2025 Tennessee Titans

Date	Opp	W/L	P/S	Tot	Solo	Asst	Sk	- Yds	QBP	TFL	Int	- Yds	-TD	PD	FF	FR	- Yds	SpT
Sept 7	@ Den	L	S	2	2	0	0.0	0.0	0	0	0	0	0	0	0	0	0	0
Sept 14	LAR	L	IA															
Sept 21	Ind	L	IR															
Sept 28	@ Hst	L	IR															
Oct 5	@ Ari	W	IR															
Oct 12	@ LV	L	IR															
Oct 19	NE	L	S	6	2	4	1.0	9.0	2	1	0	0	0	0	0	0	0	0
Oct 26	@ Ind	L	S	2	2	0	1.0	1.0	1	0	0	0	0	0	0	0	0	0
Nov 2	LAC	L	S	3	2	1	0.0	0.0	0	1	0	0	0	1	0	0	0	0
Nov 16	Hst	L	S	2	1	1	0.0	0.0	0	1	0	0	0	0	0	0	0	0
Nov 23	Sea	L	S	1	0	1	0.0	0.0	0	0	0	0	0	0	0	0	0	0
Nov 30	Jax	L	S	3	2	1	0.0	0.0	0	0	0	0	0	0	0	0	0	0
Dec 7	@ Cle	W	S	0	0	0	0.0	0.0	4	0	0	0	0	0	0	0	0	0
Dec 14	@ SF	L	S	7	3	4	0.0	0.0	3	0	0	0	0	0	0	0	0	0
Dec 21	KC																	
Dec 28	NO																	
Jan 3/4	@ Jax																	
Totals		**2-12**	**9/9**	**26**	**14**	**12**	**2.0**	**10.0**	**10**	**3**	**0**	**0**	**0**	**1**	**0**	**0**	**0**	**0**

T'VONDRE SWEAT'S NFL STATISTICS

REGULAR SEASON				TACKLES							INTERCEPTIONS					FUMBLES			
Year	**Team**	**GP**	**GS**	**Tot**	**Solo**	**Asst**	**Sk**	**Yds**	**QBP**	**TFL**	**No**	**Yds**	**Lg**	**TD**	**PD**	**FF**	**FR**	**Yds**	**SpT**
2024	Tennessee	17	16	51	22	29	1.0	9.0	23	4	0	0	0	0	1	1	1	30	0
2025	Tennessee	9	9	26	14	12	2.0	10.0	10	3	0	0	0	0	1	0	0	0	0
NFL Totals		**26**	**25**	**77**	**36**	**41**	**3.0**	**19.0**	**33**	**7**	**0**	**0**	**0**	**0**	**2**	**1**	**1**	**30**	**0**

Single-Game Highs
Tackles - **7 at San Francisco (12/14/25)**
Sacks - **1 (Three times, last at Indianapolis 10/26/25)**
Quarterback Pressures - 5 vs. Minnesota (11/17/24)
Tackles For Loss - 2 at Miami (9/30/24)
Passes Defensed - **1 (Twice, last vs. L.A. Chargers 11/2/25)**
Forced Fumbles - 1 vs. Cincinnati (12/15/24)
Fumble Recoveries - 1 vs. Cincinnati (12/15/24)

90 SHY TUTTLE

DEFENSIVE TACKLE • 6'3" • 300 LBS
COLLEGE: TENNESSEE • ACQUIRED:FREE AGENT - 2025
NFL EXPERIENCE (NFL/TITANS): 7/1 • HOMETOWN: MIDWAY, N.C.
GAMES PLAYED/GAMES STARTED: 105/66 (PLAYOFFS: 3/0)

PRO: The Titans signed Shy Tuttle before the start of the 2025 season to add experience and depth to the defensive line room. The 6-foot-3-inch, 300-pounder has played in 95 games with 65 starts over seven NFL seasons with the New Orleans Saints (2019-22) and Carolina Panthers (2023-24). Entering 2025, the University of Tennessee product has recorded 232 tackles, 4.5 sacks, one interception, 10 tackles for loss, two forced fumbles and three fumble recoveries.

CAREER HIGHLIGHTS:
• In 2022, Tuttle recorded a career-high 49 tackles and matched his career-high with two sacks with the Saints.

TITANS TIDBITS:
• The University of Tennessee has a long-standing tradition of having freshman and newcomers done a black stripe on their helmet to indicate a road of hustle and hard work. Teammates and the coaching staff decide when a player has proven to demonstrate the qualities of a Volunteer and the black stripe is removed. During Tuttle's freshman season, he had his black stripe removed on Aug. 16 becoming just the second true freshman to have his removed that season.

CAREER TRANSACTIONS:
• The Midway, N.C., native was originally signed by the New Orleans Saints as a rookie free agent on May 10, 2019.
• Signed by the Carolina Panthers as an unrestricted free agent on March 17, 2023.
• Released by the Panthers on Aug. 26, 2025.
• Signed by the Titans as a free agent on Aug. 27, 2025.

SEASON RECAPS:
2025 (10/1 - Tennessee):
• At Denver (9/7), was inactive.
• Against L.A. Rams (9/14), made his Titans debut as a reserve on the defensive front and posted a tackle.
• Against Indianapolis (9/21), saw action as a reserve at nose tackle and notched a tackle.
• At Houston (9/28), played as a reserve at nose tackle and collected two tackles. Teamed with Cedric Gray to stuff Nick Chubb for no gain on a rush in the first quarter.
• At Arizona (10/5), started at nose tackle and registered two tackles. Stuffed Michael Carter for no gain on a rush off right end late in the fourth quarter.
• At Las Vegas (10/12), saw action as a reserve on the defensive front in his 100th career regular season game and totaled two tackles, including a stop for loss. Stuffed Ashton Jeanty for a two-yard loss on a second-and-goal rush in the second quarter.
• Against New England (10/19), played as a reserve at nose tackle and recorded a tackle.
• At Indianapolis (10/26), saw action as a reserve on the defensive front and tallied two tackles.
• Against L.A. Chargers (11/2), played as a reserve at nose tackle.
• Against Houston (11/16), saw action as a reserve at nose tackle.
• Against Seattle (11/23), played limited snaps as a reserve along the defensive line before leaving the game late in the third quarter with an injury.
• Against Jacksonville (11/30), was inactive.
• At Cleveland (12/7), was inactive.
• At San Francisco (12/14), was inactive.

2024 (15/15 - Carolina): Started 15 games at defensive tackle and tallied 46 tackles, one forced fumble, two fumble recoveries and three passes defensed. Was inactive for two games due to injury.
• At Denver (10/27), Tuttle recorded seven tackles, one forced fumble and one fumble recovery. On the opening drive, he forced and recovered a fumble, giving the Panthers the ball in Denver territory. It was only the second fumble recovery and second forced fumble of his career. On the Broncos final drive of the game, Tuttle recovered his second fumble of the game, bringing his career total to three.

2023 (17/17 - Carolina): Started all 17 games for the first time in his career and notched 43 tackles, half a sack, five passes defensed and a tackle for loss.
• At Atlanta (9/10), recorded three tackles and half a sack.
• At Miami (10/15), had three tackles and a career-high three passes defensed.

2022 (17/14 - New Orleans): Played in all 17 games with 14 starts for the Saints and recorded a career-high 49 tackles and matched his career-high with two sacks. Added five passes defensed, which tied for fifth among NFC defensive linemen.
• Against Tampa Bay (9/18), recorded a career-high nine tackles. Also added half a sack and a pass defensed.
• At San Francisco (11/27), had five tackles and one sack.
• At Tampa Bay (12/5), recorded one tackle and half a sack.

2021 (17/15 - New Orleans): Played in all 17 games with 15 starts for the Saints and recorded 48 tackles, three tackles for loss, one forced fumble, one fumble recovery and three passes defensed.
• Against N.Y. Giants (10/3), had two tackles and recorded his first career forced fumble.
• At Atlanta (1/9), recorded three tackles and his first career fumble recovery.

2020 (13/3, 2/0 - New Orleans): Played in 13 games with three starts and had 28 tackles, two tackles for loss and two passes defensed. Did not play in one game. Was inactive for two games. Appeared in both postseason contests and recorded five tackles.
• At Chicago (11/1), had three tackles and one tackle for loss.
• At Philadelphia (12/13), recorded six tackles.
• Against Tampa Bay (1/17), tallied three tackles in the divisional match up.

2019 (16/1, 1/0 - New Orleans): Played in 16 games with one start as a rookie free agent for the Saints. Recorded 18 tackles, two sacks, one interception, three tackles for loss and four passes defensed. Made his NFL debut and first career start against Houston (9/9/19).
• Against Arizona (10/27), recorded two tackles and his first career sack for a four yard loss.
• At Atlanta (11/28), had one tackle and his first career interception which he returned 19 yards.
• At Tennessee (12/22), tallied two tackles and his second sack of the season.
• Against Minnesota (1/5), made his NFL postseason debut and notched three tackles, including a tackle for loss and two passes defensed.

COLLEGE:

• During a four-year career as a defensive tackle at Tennessee, Tuttle appeared in 35 games with 29 starts. He finished his career with 79 tackles, six tackles for loss, one sack, one interception, three passes defensed, three fumble recoveries and three blocked kicks.
• As a senior (2018), started all 12 games and finished with 33 tackles, 2.5 tackles for loss, one sack, one interception and two blocked kicks. Received the “Trenches Award” at the year-end banquet.
• As a junior (2017), appeared in 10 games with four starts and tallied 27 tackles, including 2.5 tackles for loss.
• As a sophomore (2016), played in seven games with one start and finished with nine tackles, one tackle for loss, two passes defensed and a fumble recovery. Was declared out for the remainder of the season in October due to an injury.
• As a freshman (2015), played in six games and recorded 10 tackles, a fumble recovery and a blocked field goal.
• Graduated with a degree in communications from Tennessee.

PERSONAL:
• Attended North Davidson (Winston-Salem, N.C.) High School and played for Coach Mark Holcomb, where he was named a five-star recruit by 247Sports and a four-star recruit by ESPN and Rivals.
• Member of ESPN 300 and selected to 2014 Shrine Bowl.
• Was a four-year starter and three-time All-Northwest selection. In four years, he tallied 315 tackles, 66 tackles for loss and 35 sacks.
• As a senior (2014), posted 67 tackles with 17 tackles for loss, five sacks and four forced fumbles on the way to a 11-2 record.
• Also played basketball and competed in track and field.
• Son of Consuelo Tuttle.
• Follow Tuttle on X and on Instagram at @kingtut_90.
• Born Shyheim Devonte Tuttle on Oct. 20, 1995 in Midway, N.C.

SHY TUTTLE’S GAME-BY-GAME

2019 New Orleans Saints

Date	Opp	W/L	P/S	Tot	Solo	Asst	Sk	- Yds	QBP	TFL	Int	- Yds	-TD	PD	FF	FR	- Yds	SpT
Sept 9	Hst	W	S	0	0	0	0	0	4	0	0	0	0	0	0	0	0	0
Sept 15	@LAR	L	p	1	0	1	0	0	1	0	0	0	0	0	0	0	0	0
Sept 22	@Sea	W	p	1	1	0	0	0	0	1	0	0	0	0	0	0	0	0
Sept 29	Dal	W	p	1	0	1	0	0	0	0	0	0	0	0	0	0	0	0
Oct 6	TB	W	p	0	0	0	0	0	0	0	0	0	0	0	0	0	0	0
Oct 13	@ Jax	W	p	1	1	0	0	0	0	0	0	0	0	0	0	0	0	0
Oct 20	@ Chi	W	p	0	0	0	0	0	0	0	0	0	0	0	0	0	0	0
Oct 27	Ari	W	p	2	1	1	1	4	1	1	0	0	0	0	0	0	0	0
Nov 10	Atl	L	p	3	1	2	0	0	1	0	0	0	0	0	0	0	0	0
Nov 17	@TB	W	p	0	0	0	0	0	0	0	0	0	0	0	0	0	0	0
Nov 24	Car	W	p	3	1	2	0	0	0	0	0	0	0	0	0	0	0	0
Nov 28	@ Atl	W	p	1	0	1	0	0	0	0	1	19	0	1	0	0	0	0
Dec 8	SF	L	p	2	1	1	0	0	2	0	0	0	0	1	0	0	0	0
Dec 16	Ind	W	p	1	1	0	0	0	0	0	0	0	0	0	0	0	0	0
Dec 22	@ Ten	W	p	2	1	1	1	2	1	1	0	0	0	0	0	0	0	0
Dec 29	Min	L	p	0	0	0	0	0	0	0	0	0	0	2	0	0	0	0
Totals		**13-3**	**16/1**	**18**	**8**	**10**	**2.0**	**6.0**	**10**	**3**	**1**	**19**	**0**	**4**	**0**	**0**	**0**	**0**
Playoffs																		
Jan 5	Min	L	p	3	2	1	0	0	0	1	0	0	0	2	0	0	0	0
Totals		**0-1**	**1/0**	**3**	**2**	**1**	**0.0**	**0.0**	**0**	**1**	**0**	**0**	**0**	**2**	**0**	**0**	**0**	**0**

2020 New Orleans Saints

Date	Opp	W/L	P/S	Tot	Solo	Asst	Sk	- Yds	QBP	TFL	Int	- Yds	-TD	PD	FF	FR	- Yds	SpT
Sept 13	TB	W	IA															
Sept 21	@LV	L	IA															
Sept 27	GB	L	p	0	0	0	0.0	0.0	0	0	0	0	0	0	0	0	0	0
Oct 4	@Det	W	IA															
Oct 12	LAC	W	p	3	2	1	0.0	0.0	1	0	0	0	0	0	0	0	0	0
Oct 25	Car	W	p	1	1	0	0.0	0.0	0	0	0	0	0	0	0	0	0	0
Nov 1	@Chi	W	p	3	2	1	0.0	0.0	0	1	0	0	0	0	0	0	0	0
Nov 8	@ TB	W	p	0	0	0	0.0	0.0	1	0	0	0	0	0	0	0	0	0
Nov 15	SF	W	p	2	2	0	0.0	0.0	0	0	0	0	0	0	0	0	0	0
Nov 22	Atl	W	p	0	0	0	0.0	0.0	0	0	0	0	0	0	0	0	0	0
Nov 29	@Den	W	p	2	2	0	0.0	0.0	0	1	0	0	0	0	0	0	0	0
Dec 6	@ Atl	W	p	2	2	0	0.0	0.0	2	0	0	0	0	0	0	0	0	0
Dec 13	@Phi	L	S	6	2	4	0.0	0.0	0	0	0	0	0	0	0	0	0	0
Dec 20	KC	L	S	5	2	3	0.0	0.0	0	0	0	0	0	1	0	0	0	0
Dec 25	Min	W	S	1	0	1	0.0	0.0	0	0	0	0	0	1	0	0	0	0
Jan 3	@Car	W	p	3	2	1	0.0	0.0	1	0	0	0	0	0	0	0	0	0
Totals		**12-4**	**13/3**	**28**	**17**	**11**	**0.0**	**0.0**	**5**	**2**	**0**	**0**	**0**	**2**	**0**	**0**	**0**	**0**
Playoffs																		
Jan 10	Chi	W	p	1	0	1	0	0	0	0	0	0	0	0	0	0	0	0
Jan 17	TB	L	p	4	3	1	0	0	1	0	0	0	0	0	0	0	0	0
Totals		**1-1**	**2/0**	**5**	**3**	**2**	**0.0**	**0.0**	**1**	**0**	**0**	**0**	**0**	**0**	**0**	**0**	**0**	**0**

2021 New Orleans Saints

Date	Opp	W/L	P/S	Tot	Solo	Asst	Sk	- Yds	QBP	TFL	Int	- Yds	-TD	PD	FF	FR	- Yds	SpT
Sept 12	GB	W	p	2	0	2	0.0	0.0	1	0	0	0	0	0	0	0	0	0
Sept 19	@ Car	L	S	1	0	1	0.0	0.0	0	0	0	0	0	0	0	0	0	0
Sept 26	@ NE	W	p	2	2	0	0.0	0.0	1	0	0	0	0	0	0	0	0	0
Oct 3	NYG	L	S	1	1	0	0.0	0.0	1	0	0	0	0	0	1	0	0	0
Oct 10	@ Was	W	S	3	1	2	0.0	0.0	0	1	0	0	0	0	0	0	0	0
Oct 25	@ Sea	W	S	2	1	1	0.0	0.0	0	0	0	0	0	0	0	0	0	0
Oct 31	TB	W	S	2	1	1	0.0	0.0	0	0	0	0	0	1	0	0	0	0
Nov 7	Atl	L	S	3	1	2	0.0	0.0	1	1	0	0	0	0	0	0	0	0
Nov 14	@ Ten	L	S	5	2	3	0.0	0.0	0	0	0	0	0	1	0	0	0	0
Nov 23	@ Phi	L	S	5	3	2	0.0	0.0	1	0	0	0	0	0	0	0	0	0
Nov 25	Buf	L	S	3	2	1	0.0	0.0	0	0	0	0	0	0	0	0	0	0
Dec 2	Dal	L	S	1	0	1	0.0	0.0	1	0	0	0	0	0	0	0	0	0
Dec 12	@ NYJ	W	S	3	0	3	0.0	0.0	0	0	0	0	0	0	0	0	0	0
Dec 19	@ TB	W	S	2	0	2	0.0	0.0	1	0	0	0	0	1	0	0	0	0
Dec 27	Mia	L	S	5	1	4	0.0	0.0	0	0	0	0	0	0	0	0	0	0
Jan 2	Car	W	S	4	2	2	0.5	0.5	1	1	0	0	0	0	0	0	0	0
Jan 9	@ Atl	W	S	3	0	3	0.0	0.0	0	0	0	0	0	0	0	1	0	0
Totals		**9-8**	**2/15**	**48**	**17**	**31**	**0.5**	**0.5**	**7**	**3**	**0**	**0**	**0**	**3**	**1**	**1**	**0**	**0**

2022 New Orleans Saints

Date	Opp	W/L	P/S	Tot	Solo	Asst	Sk	- Yds	QBP	TFL	Int	- Yds	-TD	PD	FF	FR	- Yds	SpT
Sept 11	@ Atl	W	S	2	2	0	0.0	0.0	0	0	0	0	0	0	0	0	0	0
Sept 18	TB	L	S	9	2	7	0.5	1.0	2	0	0	0	0	1	0	0	0	0
Sept 25	@ Car	L	S	7	5	2	0.0	0.0	0	0	0	0	0	0	0	0	0	0
Oct 2	Min	L	S	3	2	1	0.0	0.0	0	0	0	0	0	0	0	0	0	0
Oct 9	Sea	W	S	1	1	0	0.0	0.0	0	0	0	0	0	0	0	0	0	0
Oct 16	Cin	L	S	0	0	0	0.0	0.0	0	0	0	0	0	1	0	0	0	0
Oct 20	@ Ari	L	S	1	1	0	0.0	0.0	0	0	0	0	0	0	0	0	0	0
Oct 30	LV	W	p	0	0	0	0.0	0.0	3	0	0	0	0	0	0	0	0	0
Nov 7	Bal	L	p	0	0	0	0.0	0.0	0	0	0	0	0	0	0	0	0	0
Nov 13	@ Pit	L	S	2	0	2	0.0	0.0	0	0	0	0	0	0	0	0	0	0
Nov 20	LAR	W	p	3	0	3	0.0	0.0	0	0	0	0	0	1	0	0	0	0
Nov 27	@ SF	L	S	5	4	1	1.0	1.0	1	1	0	0	0	0	0	0	0	0
Dec 5	@ TB	L	S	1	0	1	0.5	3.5	2	0	0	0	0	1	0	0	0	0
Dec 18	Atl	W	S	7	5	2	0.0	0.0	0	0	0	0	0	0	0	0	0	0
Dec 24	@ Cle	W	S	3	1	2	0.0	0.0	0	0	0	0	0	0	0	0	0	0
Jan 1	@ Phi	W	S	0	0	0	0.0	0.0	2	0	0	0	0	0	0	0	0	0
Jan 8	Car	L	S	5	3	2	0.0	0.0	0	0	0	0	0	0	0	0	0	0
Totals		**7-10**	**17/14**	**49**	**26**	**23**	**2.0**	**5.5**	**10**	**1**	**0**	**0**	**0**	**5**	**0**	**0**	**0**	**0**

SHY TUTTLE'S TITANS GAME-BY-GAME CONT.

2023 Carolina Panthers

Date	Opp	W/L	P/S	Tot	Solo	Asst	Sk	- Yds	QBP	TFL	Int	- Yds	-TD	PD	FF	FR	- Yds	SpT
Sept 10	@ Atl	L	S	3	0	3	0.5	0.0	0	0	0	0	0	0	0	0	0	0
Sept 18	NO	L	S	2	0	2	0.0	0.0	0	0	0	0	0	1	0	0	0	0
Sept 24	@ Sea	L	S	2	0	2	0.0	0.0	0	0	0	0	0	0	0	0	0	0
Oct 1	Min	L	S	2	2	0	0.0	0.0	0	0	0	0	0	0	0	0	0	0
Oct 8	@ Det	L	S	4	1	3	0.0	0.0	0	0	0	0	0	0	0	0	0	0
Oct 15	@ Mia	L	S	3	3	0	0.0	0.0	0	0	0	0	0	3	0	0	0	0
Oct 29	Hst	W	S	2	0	2	0.0	0.0	0	0	0	0	0	0	0	0	0	0
Nov 5	Ind	L	S	3	1	2	0.0	0.0	0	0	0	0	0	1	0	0	0	0
Nov 9	@ Chi	L	S	0	0	0	0.0	0.0	0	0	0	0	0	0	0	0	0	0
Nov 19	Dal	L	S	0	0	0	0.0	0.0	0	0	0	0	0	0	0	0	0	0
Nov 26	@ Ten	L	S	3	3	0	0.0	0.0	0	0	0	0	0	0	0	0	0	0
Dec 3	@ TB	L	S	4	1	3	0.0	0.0	1	0	0	0	0	0	0	0	0	0
Dec 10	@ NO	L	S	5	3	2	0.0	0.0	0	0	0	0	0	0	0	0	0	0
Dec 17	Atl	W	S	0	0	0	0.0	0.0	0	0	0	0	0	0	0	0	0	0
Dec 24	GB	L	S	6	2	4	0.0	0.0	0	0	0	0	0	0	0	0	0	0
Dec 31	@ Jax	L	S	1	1	0	0.0	0.0	0	0	0	0	0	0	0	0	0	0
Jan 7	TB	L	S	3	2	1	0.0	0.0	0	0	0	0	0	0	0	0	0	0
Totals		**2-15**	**17/17**	**43**	**19**	**24**	**0.5**	**0.0**	**1**	**0**	**0**	**0**	**0**	**5**	**0**	**0**	**0**	**0**

2024 Carolina Panthers

Date	Opp	W/L	P/S	Tot	Solo	Asst	Sk	- Yds	QBP	TFL	Int	- Yds	-TD	PD	FF	FR	- Yds	SpT
Sept 8	@ NO	L	S	2	0	2	0.0	0.0	0	0	0	0	0	0	0	0	0	0
Sept 15	LAC	L	S	3	0	3	0.0	0.0	0	0	0	0	0	0	0	0	0	0
Sept 22	@ LV	W	IA															
Sept 29	Cin	L	IA															
Oct 6	@ Chi	L	S	6	4	2	0.0	0.0	1	0	0	0	0	0	0	0	0	0
Oct 13	Atl	L	S	2	2	0	0.0	0.0	0	0	0	0	0	1	0	0	0	0
Oct 20	@ Was	L	S	3	1	2	0.0	0.0	1	0	0	0	0	0	0	0	0	0
Oct 27	@ Den	L	S	7	4	3	0.0	0.0	0	0	0	0	0	0	1	2	0	0
Nov 3	NO	W	S	3	1	2	0.0	0.0	2	0	0	0	0	0	0	0	0	0
Nov 10	NYG	W	S	5	3	2	0.0	0.0	0	0	0	0	0	0	0	0	0	0
Nov 24	KC	L	S	1	0	1	0.0	0.0	0	0	0	0	0	0	0	0	0	0
Dec 1	TB	L	S	3	1	2	0.0	0.0	0	0	0	0	0	1	0	0	0	0
Dec 8	@ Phi	L	S	0	0	0	0.0	0.0	1	0	0	0	0	0	0	0	0	0
Dec 15	Dal	L	S	3	3	0	0.0	0.0	0	0	0	0	0	0	0	0	0	0
Dec 22	Ari	W	S	2	1	1	0.0	0.0	1	0	0	0	0	0	0	0	0	0
Dec 29	@ TB	L	S	2	1	1	0.0	0.0	0	0	0	0	0	0	0	0	0	0
Jan 5	@ Atl	W	S	4	1	3	0.0	0.0	0	0	0	0	0	0	0	0	0	0
Totals		**5-12**	**15/15**	**46**	**22**	**24**	**0.0**	**00.0**	**6**	**0**	**0**	**0**	**0**	**2**	**1**	**2**	**0**	**0**

2025 Tennessee Titans

Date	Opp	W/L	P/S	Tot	Solo	Asst	Sk	- Yds	QBP	TFL	Int	- Yds	-TD	PD	FF	FR	- Yds	SpT
Sept 7	@ Den	L	IA															
Sept 14	LAR	L	p	1	1	0	0.0	0.0	0	0	0	0	0	0	0	0	0	0
Sept 21	Ind	L	p	1	1	0	0.0	0.0	0	0	0	0	0	0	0	0	0	0
Sept 28	@ Hst	L	p	2	1	1	0.0	0.0	0	0	0	0	0	0	0	0	0	0
Oct 5	@ Ari	W	S	2	1	1	0.0	0.0	0	0	0	0	0	0	0	0	0	0
Oct 12	@ LV	L	p	2	1	1	0.0	0.0	0	1	0	0	0	0	0	0	0	0
Oct 19	NE	L	p	1	0	1	0.0	0.0	0	0	0	0	0	0	0	0	0	0
Oct 26	@ Ind	L	p	2	1	1	0.0	0.0	0	0	0	0	0	0	0	0	0	0
Nov 2	LAC	L	p	0	0	0	0.0	0.0	0	0	0	0	0	0	0	0	0	0
Nov 16	Hst	L	p	0	0	0	0.0	0.0	0	0	0	0	0	0	0	0	0	0
Nov 23	Sea	L	p	0	0	0	0.0	0.0	0	0	0	0	0	0	0	0	0	0
Nov 30	Jax	L	IA															
Dec 7	@ Cle	W	IA															
Dec 14	@ SF	L	IA															
Dec 21	KC																	
Dec 28	NO																	
Jan 3/4	@ Jax																	
Totals		**2-12**	**10/1**	**11**	**6**	**5**	**0.0**	**0.0**	**0**	**1**	**0**	**0**	**0**	**0**	**0**	**0**	**0**	**0**

SHY TUTTLE'S NFL STATISTICS

REGULAR SEASON				TACKLES							INTERCEPTIONS					FUMBLES			
Year	**Team**	**GP**	**GS**	**Tot**	**Solo**	**Asst**	**Sk**	**Yds**	**QBP**	**TFL**	**No**	**Yds**	**Lg**	**TD**	**PD**	**FF**	**FR**	**Yds**	**SpT**
2019	New Orleans	16	1	18	8	10	2.0	6.0	10	3	1	19	19	0	4	0	0	0	0
2020	New Orleans	13	3	28	17	11	0.0	0.0	5	2	0	0	0	0	2	0	0	0	0
2021	New Orleans	17	15	48	17	31	0.0	0.0	7	3	0	0	0	0	3	1	1	0	0
2022	New Orleans	17	14	49	26	23	2.0	5.5	10	1	0	0	0	0	5	0	0	0	0
2023	Carolina	17	17	43	19	24	0.5	0.0	1	1	0	0	0	0	5	0	0	0	0
2024	Carolina	15	15	46	22	24	0.0	0.0	6	0	0	0	0	0	3	1	2	0	0
2025	Tennessee	10	1	11	6	5	0.0	0.0	0	1	0	0	0	0	0	0	0	0	0
NFL Totals		**105**	**66**	**243**	**115**	**128**	**4.5**	**11.5**	**39**	**11**	**1**	**19**	**19**	**0**	**22**	**2**	**3**	**0**	**0**

PLAYOFFS				TACKLES							INTERCEPTIONS					FUMBLES			
Year	**Team**	**GP**	**GS**	**Tot**	**Solo**	**Asst**	**Sk**	**Yds**	**QBP**	**TFL**	**No**	**Yds**	**Lg**	**TD**	**PD**	**FF**	**FR**	**Yds**	**SpT**
2019	New Orleans	1	0	3	2	1	0.0	0.0	0	1	0	0	0	0	2	0	0	0	0
2020	New Orleans	2	0	5	3	2	0.0	0.0	1	0	0	0	0	0	0	0	0	0	0
NFL Totals		**3**	**0**	**8**	**5**	**3**	**0.0**	**0.0**	**1**	**1**	**0**	**0**	**0**	**0**	**2**	**0**	**0**	**0**	**0**

Single-Game Highs

Tackles - 9 vs. Tampa Bay (9/18/22)
Sacks - 1 (Three times, last at San Francisco 11/27/22)
Quarterback Pressures - 4 vs. Houston (9/9/19)
Tackles For Loss - **1 (11 times, last at Las Vegas 10/12/25)**
Fumble Recovery - 2 at Denver (10/27/24)
Forced Fumbles - 1 (Twice, last at Denver 10/27/24)
Passes Defensed - 3 at Miami (10/15/23)
Interceptions - 1 at Atlanta (11/28/19)

Playoff Single-Game Highs

Tackles - 4 vs. Tampa Bay (1/17/21)
Quarterback Pressures - 1 vs. Tampa Bay (1/17/21)
Pass Defensed - 2 vs. Minnesota (1/5/20)

72 OLISAEMEKA UDOH

OFFENSIVE LINE • 6'6" • 320 LBS
COLLEGE: ELON • ACQUIRED: UNRESTRICTED FREE AGENT (NO) - 2025
NFL EXPERIENCE (NFL/TITANS): 7/1 • HOMETOWN: FAYETTEVILLE, N.C.
GAMES PLAYED/GAMES STARTED: 71/22 (PLAYOFFS: 1/1)

PRO: The Titans signed Olisaemeka Udoh as an unrestricted free agent early in the 2025 offseason to add depth to the offensive line. The 6-foot-6-inch, 320-pounder has the versatility to play along the offensive front at both guard and tackle. Prior to his arrival in Tennessee, the Elon product appeared in 57 games with 19 starts over six NFL campaigns with the New Orleans Saints and Minnesota Vikings.

CAREER HIGHLIGHTS:
• In 2021, Udoh appeared in all 17 games and started 16 games for the first time. Made 14 starts at right guard and two at left tackle.

TITANS TIDBITS:
• Udoh donated 500 meals to workers at Cape Fear (N.C.) Valley Medical Center in 2020 as they worked around the clock to treat COVID-19 patients.
• Interested in pursuing a medical career after his football career to follow in his parents footsteps.
• First name translates to "God is good" in Nigerian.

CAREER TRANSACTIONS:
• The Fayetteville, N.C., native was originally selected by the Minnesota Vikings in the sixth round (193rd overall) of the 2019 NFL Draft.
• Signed by the New Orleans Saints as an unrestricted free agent on March 19, 2024.
• Signed by the Titans as an unrestricted free agent on April 17, 2025.

SEASON RECAPS:
2025 (14/3 - Tennessee):
• At Denver (9/7), made his Titans debut as a reserve at right tackle after JC Latham left the game with an injury.
• Against L.A. Rams (9/14), played as a reserve on special teams.
• Against Indianapolis (9/21), saw significant action as a reserve at right tackle.
• At Houston (9/28), started at right tackle, logging his 20th career start and his first start in a Titans uniform.
• At Arizona (10/5), started at right tackle and helped protect for an offense that amassed 327 total yards and scored 16 points in the fourth quarter of a 22-21 comeback victory.
• At Las Vegas (10/12), played as a reserve on special teams.
• Against New England (10/19), saw action as a reserve on special teams.
• At Indianapolis (10/26), played as a reserve on special teams.
• Against L.A. Chargers (11/2), saw action as a reserve as an extra offensive lineman and on special teams.
• Against Houston (11/16), played as a reserve on special teams.
• Against Seattle (11/23), entered the game at left tackle early in the third quarter and blocked for an offensive unit that amassed 296 total yards against a stingy Seahawks defense.
• Against Jacksonville (11/30), saw action as a reserve as an extra offensive lineman and on special teams.
• At Cleveland (12/7), played as a reserve as a jumbo tight end and at left tackle after Dan Moore Jr. left the game for a few series in the second half.
• At San Francisco (12/14), started at left tackle and was a part of an offensive front that did not allow a sack on 29 pass attempts. Helped open holes for a rushing attack that amassed 136 yards on the ground on 20 carries, including 104 yards from Tony Pollard.

2024 (14/1 - New Orleans): Played in 14 games with a start at left guard. Did not play in three contests.
• Against Las Vegas (12/29), made his first start of the season at left guard.

2023 (2/1 - Minnesota): Played in two games with one start at left tackle in his final season for the Vikings before suffering a season-ending injury. Placed on injured reserve on Sept. 19 and missed the final 15 games.

2022 (17/1, 1/1 - Minnesota): Appeared in all 17 games and provided depth all season for the Vikings. Started one game at right tackle in Week 18 and for the Vikings' NFC Wild Card playoff appearance.
• Against N.Y. Giants (1/15), made playoff debut at right tackle.

2021 (17/16 - Minnesota): Appeared in all 17 games with 14 starts at right guard and two at left tackle.
• At Cincinnati (9/12), made his first career NFL start at right guard.

2020 (6/0 - Minnesota): Appeared in six games, providing depth for the offensive line unit. Was inactive for nine contests and did not play in another game.

2019 (1/0 - Minnesota): Inactive the first 16 weeks of his rookie campaign. Appeared in final game of the season.
• Against Chicago (12/29), made NFL debut at right tackle.

COLLEGE:
• Started 45 consecutive games and was named 2018 HERO sports FCS First Team All-American, 2018 Phil Steele FCS First Team All-American, 2018 STATS FCS Second Team All-American, and 2018 First Team All-CAA Football. He also earned invites to 2019 East-West Shrine game and 2019 NFL Collegiate Bowl. Became the highest-drafted player from Elon since running back Jimmy Smith by Washington in 1984 (102nd overall).
• As a senior (2018), started all 11 games. Helped Elon amass a season average of 199.5 yards per game on the ground to finish second in the conference in the category. Also blocked for a running game that scored 22 of the team's 31 touchdowns on the season. Played a major role on an offensive line that allowed just 16 sacks on the season.
• As a junior (2017), started all 12 games.
• As a sophomore (2016), started all 11 games. Named to the CAA Football Academc All-Conference Team.
• As a redshirt freshman (2015), started all 11 games. Named to the CAA Football Academic All-Conference Team.
• As a true freshman (2014), redshirted.
• Earned an undergraduate degree in exercise science from Elon.

PERSONAL:
• Attended Terry Sanford (N.C.) High School where he started as a defensive lineman before transferring to offensive line as a senior.
• Earned second team Cape Fear Region honors.
• Also lettered in track and field, competing in the shot put.
• Son of Benjamin and Rita Udoh.
• Udoh has one younger brother, Ezemdi, who played quarterback at North Carolina State. Also, has one younger sister, Ona, who was a starter for Wake Forest University's women's basketball team.
• Follow Udoh on Instagram and X at @oliudoh.
• Born Olisaemeka Udoh on Feb. 14, 1997 in Fayetteville, N.C.

OLISAEMEKA UDOH'S NFL STATISTICS

REGULAR SEASON

Year	Team	GP	GS
2019	Minnesota	1	0
2020	Minnesota	6	0
2021	Minnesota	17	16
2022	Minnesota	17	1
2023	Minnesota	2	1
2024	New Orleans	14	1
2025	Tennessee	14	3
NFL Totals		**71**	**22**

PLAYOFFS

Year	Team	GP	GS
2022	Minnesota	1	1
NFL Totals		**1**	**1**

Starts Breakdown:

2021 - LT 2, RG 14; 2022 - RT 1 (Playoffs - RT 1);
2023 - LT 1; 2024 - LG 1; 2025 - RT 2, LT 1

CAM WARD

QUARTERBACK • 6'2" • 219 LBS
COLLEGE: MIAMI (FLA.) • ACQUIRED: 1ST ROUND - 2025
NFL EXPERIENCE (NFL/TITANS): ROOKIE • HOMETOWN: WEST COLUMBIA, TEXAS
GAMES PLAYED/GAMES STARTED: 14/14 (PLAYOFFS: 0/0)

CAPTAIN: 2025

PRO: The Titans selected Cameron Ward in the first round (first overall) of the 2025 NFL Draft. The 6-foot-2-inch, 219-pounder is a crafty playmaker who operates well under pressure, throws with accuracy and velocity and commands the offense. A native of West Columbia, Texas, he began his college career with two seasons at Incarnate Word before transferring to Washington State where he also spent two seasons. For his graduate year, he took his talents to the University of Miami, where he set multiple program records and became a Heisman finalist while leading the Hurricanes to their first 10-win season since 2017.

CAREER HIGHLIGHTS:
• Ward was invited to New York City as one of four Heisman Trophy finalists in 2024.
• Named winner of 2024 Davey O'Brien Award, recognizing the nation's top quarterback. Was named ACC Player of the Year and ACC Offensive Player of the Year and was a first team All-ACC honoree while being named a consensus first team All-American.
• Set Miami's single-season record for passing yards (4,313) and touchdowns (39) and completion percentage (67.2 percent 305-for-454).
• Became the all-time Division I combined touchdown leader after throwing three touchdown passes in the Pop-Tarts Bowl to surpass Case Keenum with 158 career touchdown passes.

TITANS TIDBITS:
• Ward was a zero-star recruit coming out of high school. The only Division I program to offer Ward a scholarship was Incarnate Word where he spent his first two college seasons. As a sophomore, he led the program to its first 10-win season and playoff run. He led the FCS in passing touchdowns in both of his first two seasons.
• Ward became the franchise's third player to be drafted with the first overall pick. In 1973, the Oilers selected defensive end John Matuszak with the top pick, and in 1978, they traded up to select running back Earl Campbell with the first selection.
• Ward is the third Miami product to be taken by the franchise in the first round joining Kenny Holmes (1997 - 18th overall) and Alonzo Highsmith (197 - 3rd overall). He is also the third Hurricane ever taken with the first overall pick joining Russell Maryland (1991- Dallas) and Vinny Testaverde (1987 - Tampa Bay).
• Ward is cousins with former Titans safety and 10-year NFL veteran, Quandre Diggs, as well as Quentin Jammer, who played cornerback for 12 seasons in the NFL.

CAREER TRANSACTIONS:
• The West Columbia, Texas, native was selected by the Titans in the first round (1st overall) of the 2025 NFL Draft.

SEASON RECAPS:
2025 (14/14): Has engineered one career game-winning drive (at ARZ), defined as when the team trailed or was tied in the fourth quarter or overtime. Has registered one career game with at least a 100.0 passer rating (at SF). Has led the team in rushing yards twice in 2025 (vs. HST, vs. SEA). Made his NFL debut and first career NFL start at Denver (9/7).
• At Denver (9/7), started at quarterback in his first career NFL contest and completed 12 of 28 passes for 112 yards. Joined Marcus Mariota (2015) as the only rookie quarterbacks in franchise history to start a season opener. Kickstarted the Titans' opening scoring drive by eluding the rush and finding Tony Pollard for a 29-yard reception on third-and-10 in the opening stanza.
• Against L.A. Rams (9/14), started at quarterback and completed 19 of 33 passes for 175 yards with his first career touchdown pass. Rushed four times for eight yards with a pair of rushing first downs. Kickstarted the Titans' opening scoring drive with a 26-yard connection to Calvin Ridley in the first quarter. Extended the Titans' opening scoring drive with a three-yard scramble on fourth-and-one early in the second stanza. Kept the Titans' touchdown drive alive with a pair of third-down conversions: a one-yard sneak on third-and-one and a 23-yard sideline connection to Elic Ayomanor on third-and-six late in the second quarter. Evened the score at 10-10 with his first career touchdown toss, a nine-yard strike to Ayomanor, on an across-the-field connection late in the second quarter. Extended a Titans' scoring drive with a five-yard toss to Van Jefferson on third-and-four in the fourth quarter.
• Against Indianapolis (9/21), completed 23 of 38 passes for 219 yards with a touchdown and an interception. Rushed three times for 12 yards. Extended a Titans' scoring drive with a seven-yard scramble on third-and-five in the second stanza. Kept the Titans' final touchdown drive alive with a 16-yard toss to Tyler Lockett on third-and-three in the final quarter. Found Elic Ayomanor in the end zone for an eight-yard touchdown strike on fourth-and-goal in the final stanza.
• At Houston (9/28), connected on 10 of 26 passes for 108 yards with an interception. Rushed twice for 22 yards. Eluded the rush and found Elic Ayomanor for a 33-yard pass in the opening stanza.
• At Arizona (10/5), completed 21 of 39 passes for 265 yards in his first career NFL victory as a starting quarterback. Engineered a 16-point fourth-quarter comeback in the win. He was 13-of-18 passing for 193 yards in the fourth quarter and was credited with his first career game-winning drive. His 193 passing yards in the final stanza is the fourth-most by a rookie since 2000. Kept the Titans' first touchdown drive alive with a 47-yard connection to Calvin Ridley on third-and-10 in the fourth quarter. Extended the Titans' game-winning scoring drive with a six-yard pass to Gunnar Helm on third-and-three in the final stanza. Set up Joey Slye's game-winning field goal with a 38-yard strike to Ridley down the right sideline late in the fourth quarter.
• At Las Vegas (10/12), connected on 26 of 38 passes for 222 yards with a touchdown and an interception. Got the Titans' first scoring drive going with a 23-yard connection to Van Jefferson in the third quarter. Kept the Titans' touchdown drive alive with an 11-yard strike to Elic Ayomanor on fourth-and-one in the final stanza. Found the end zone with a one-yard touchdown pass to David Martin-Robinson late in the fourth quarter.
• Against New England (10/19), completed 25 of 34 passes for 255 yards with a touchdown and an interception for a 92.2 passer rating. Completed 10 of his first 11 passes for 144 yards and one touchdown (149.1 passer rating). His 73.5 completion percentage and his 92.2 passer rating were his best marks through seven NFL games. Gave the Titans a 10-3 advantage with a 38-yard touchdown strike to Chimere Dike in the opening stanza. Extended the Titans' scoring drive in the second quarter with a 15-yard pass to Van Jefferson on third-and-three.
• At Indianapolis (10/26), connected on 22 of 38 passes for 259 yards with a touchdown and an interception. Rushed twice for four yards. Cut the Colts' lead to 10-7 with a one-yard touchdown toss to Gunnar Helm in the second quarter. Set up the Titans' second score with a 22-yard connection with Helm along the right sideline in the final stanza.

• Against L.A. Chargers (11/2), completed 12 of 21 passes for 145 yards. Rushed twice for six yards. Kickstarted the Titans' scoring drive in the second quarter with a 26-yard pass to Tyjae Spears down to the Chargers' 34-yard line.
• Against Houston (11/16), completed 24 of 37 passes for 194 yards with a touchdown. Led the team with 33 rushing yards on three carries. Extended the Titans' initial scoring drive with a pair of conversions in the first quarter: a nine-yard connection to Chimere Dike on third-and-eight and a 15-yard toss to Tyjae Spears on third-and-13. Kept a Titans' scoring drive alive with a 14-yard pass to Mason Kinsey down the right sideline in the third quarter. Converted two third-downs on the Titans' game-tying scoring march in the fourth quarter: a six-yard toss to Gunnar Helm on third-and-four and a 39-yard bomb to Chig Okonkwo down to the Houston seven-yard line on third-and-16. Scrambled for 20 yards during the game-tying drive in the final stanza. Evened the score at 13-13 with a four-yard touchdown pass to Van Jefferson with less than two minutes remaining in the contest. During a 95-yard, game-tying drive, he completed six of eight passes for 63 yards and also scrambled for 20 yards.
• Against Seattle (11/23), connected on 28 of 42 passes for 256 yards with a touchdown for a 91.0 passer rating. Rushed six times for a career-best 37 rushing yards with his first career rushing score. Four of his rushing attempts resulted in first downs. Kept the Titans' initial scoring drive alive with a 10-yard toss to Gunnar Helm on fourth-and-two in the opening stanza. Extended a Titans' touchdown drive with a pair of third-down conversions in the third quarter: a 12-yard pass to James Proche II on third-and-four and a 15-yard, no-look strike to Helm on third-and-five. Posted his first career rushing touchdown on a six-yard jaunt late in the third stanza. Converted three fourth-downs during the Titans' final touchdown drive in the fourth quarter: an 11-yard pass to Van Jefferson on fourth-and-four, a nine-yard scramble on fourth-and-six and a nine-yard pass to Tyjae Spears on fourth-and-five. Cut the Seahawks' lead to 30-24 with a one-yard touchdown toss to Chimere Dike late in the final stanza.
• Against Jacksonville (11/30), completed 24 of 38 passes for 141 yards. Rushed once for seven yards.
• At Cleveland (12/7), connected on 14 of 28 passes for 117 yards with two touchdowns and an interception. Logged his first career performance with multiple touchdown passes. Rushed twice for four yards. Extended the Titans' opening touchdown drive with a pair of third-down conversions: a 24-yard pass to Tyjae Spears on third-and-10 and a nine-yard toss to Chig Okonkwo on third-and-six. Gave the Titans an early 7-0 lead with a 14-yard touchdown strike to Elic Ayomanor in the opening stanza. Increased the Titans lead to 28-17 with a five-yard touchdown pass to Chimere Dike on third-and-five in the fourth quarter.
• At San Francisco (12/14), completed 18 of 29 passes for 170 yards with two touchdowns for a career-best 101.2 passer rating. Rushed once for two yards. Cut the 49ers' lead to 14-10 with a 34-yard touchdown strike to Gunnar Helm in the second quarter. Set up the Titans' second touchdown with a 43-yard bomb to Van Jefferson down to the San Francisco one-yard line in the fourth quarter. Found Jeffery Simmons in the back of the end zone on a broken play for a one-yard touchdown pass in the final stanza. Extended the Titans' final touchdown drive with a two-yard sneak on fourth-and-one in the fourth quarter.

COLLEGE:
• Ward began his career at Incarnate Word before transferring to Washington State and then ending his career at the University of Miami. In five total seasons on the field, he started in 57 games, completing 1,516 of 2,330 passes for 18,184 yards with 158 touchdowns. Totaled 399 rushes for 473 yards and 20 touchdowns. Ward finished his career with a 10-3 record at Miami, leading the Canes to their first 10-win season since 2017. Ward broke the record for Division I touchdown passes. He also set multiple program records at Incarnate Word and University of Miami. Ward was invited to New York City as a Heisman Finalist following his graduate season.

AS A GRADUATE (2024), started all 13 games and set Miami's single-season record for passing yards (4,313), touchdowns (39) and completion percentage (67.2 percent, 305-for-454). Threw just seven interceptions. Was named a Heisman Finalist. Received the 2024 Davey O'Brien Award, recognizing the nation's top quarterback. Was named ACC Player of the Year and ACC Offensive Player of the Year and was a first team All-ACC honoree while being named a consensus first team All-American.
• At Florida (8/31), started in the season opener and completed 26 of 35 passes for 385 yards with three touchdowns and one interception. Rushed three times for 36 yards. Named ACC Offensive Player of the Week and Quarterback of the Week and recognized as Davey O'Brien National Quarterback of the Week and Maxwell Award National Player of the Week after the performance.
• Against Florida A&M (9/7), **c**ompleted 20 of 26 passes for 304 yards and three touchdowns in the win. Also rushed four times for 13 yards with one score.
• Against Ball State (9/14), completed 19 of 28 passes for 346 yards and five touchdowns.
• At South Florida (9/21), completed 24 of 34 passes for 404 yards with three touchdowns and one interception. Named ACC Quarterback of the Week, Davey O'Brien Award Great 8 honoree, Manning Award Star of the Week and Earl Campbell Tyler Rose Player of the Week after performance against the Bulls.
• Against Virginia Tech (9/27), opened ACC play by completing 24 of 38 passes for 343 yards with four touchdowns and one interception in 38-34 victory. Had 10 carries for 73 yards and one score earning ACC Quarterback of the Week honors.
• At California (10/5), completed 35 of 53 passes for 437 yards with two touchdowns and one interception to overcome a 25-point second-half deficit. Had six rushes for 15 yards and one score. Named Associated Press National Player of the Week, ACC Quarterback of the Week, Davey O'Brien Award Great 8 honoree and Manning Award Star of the Week after the game.
• At Louisville (10/19), completed 21 of 32 passes for 319 yards and four touchdowns. Named Maxwell Award National Player of the Week, ACC Quarterback of the Week, Davey O'Brien Award Great 8 honoree and Manning Award Star of the Week after win over Cardinals.
• Against Florida State (10/26), completed 22 of 35 passes for 208 yards adding his first career touchdown reception.
• Against Duke (11/2), completed 25 of 41 passes for 400 yards with five touchdowns and one interception. Named Davey O'Brien Award Great 8 honoree, Manning Award Star of the Week and ACC Quarterback of the Week honors following his performance.
• At Georgia Tech (11/9), completed 25 of 39 passes for 348 yards and three touchdowns. Surpassed Steve Walsh as Miami's all-time single-season leader in touchdown passes.
• Against Wake Forest (11/23), completed 27 of 38 passes for 280 yards with two touchdowns and one interception. Ran for a one-yard touchdown. Broke Bernie Kosar's 40-year school record for single-season passing yards.
• At Syracuse (11/23), completed 25 of 36 passes for 349 yards and two touchdowns in regular season finale.
• Against Iowa State (12/28), became all-time Division I (FBS / FCS) combined touchdown leader with three touchdown passes in Pop-Tarts Bowl. Finished with 190 passing yards on 12-for-19 passing against Cyclones in final performance of Miami career.

AS A SENIOR (2023), started all 12 games at Washington State and completed 324 of 486 passes for 3,732 yards and 25 touchdowns with seven interceptions. Also recorded eight rushing touchdowns. Had three 400-yard performances. Recorded multiple passing touchdowns in seven games. Named All-Pac-12 Conference Honorable Mention. Transferred to the University of Miami following the season.
• At Colorado State (9/2), completed 37 of 49 passes for 451 yards and three touchdowns. Also recorded 40 rushing yards and a rushing score.
• Against Wisconsin (9/9), completed 21 of 33 passes for 208 yards and two touchdowns.
• Against Northern Colorado (9/16), completed 20 of 26 passes for 327 yards and four touchdowns. Added a rushing touchdown.
• Against Oregon State (9/23), completed 28 of 34 passes for 404 yards and four touchdowns. Added 14 rushing yards and a rushing touchdown.
• At Oregon (10/21), completed 34 of 48 passes for 438 yards and one touchdown.
• At Arizona State (10/28), completed 35 of 50 passes for 315 yards and one touchdown. Also recorded 35 rushing yards and two rushing touchdowns.
• Against Stanford (11/4), completed 24 of 40 passes for 241 yards and one touchdown.
• At California (11/11), completed 34 of 59 passes for 354 yards and three touchdowns. Added a rushing touchdown.
• Against Colorado (11/17), completed 18 of 30 passes for 288 yards and two touchdowns. Added 27 rushing yards and two rushing touchdowns.

• At Washington (11/25), completed 32 of 48 passes for 317 yards and three touchdowns.

AS A JUNIOR (2022), started all 13 games at Washington State and completed 320 of 497 passes for 3,231 yards and 23 touchdowns with nine interceptions. Also recorded five rushing touchdowns. Had four 300-yard games. Named All-Pac-12 Conference Honorable Mention.
• Against Idaho (9/3), threw three touchdowns passes and 228 yards in his Cougars debut.
• Against Colorado State (9/17), completed 24 of 34 passes for 299 yards and four touchdowns in the win. Was named WSU Offensive Player of the Week for his efforts.
• Against Oregon (9/24), completed 37 of 48 passes for 375 yards with two touchdowns. Also had a rushing touchdown.
• Against California (10/1), threw for 343 yards and three touchdowns.
• At Southern California (10/8), registered 172 passing yards and two passing touchdowns.
• At Oregon State (10/15), recorded 25 completions on 54 attempts for 345 yards and one touchdown.
• Against Utah (10/27), completed 27 of 31 passes for 222 yards and one touchdown while also recording a seven-yard touchdown run.
• At Stanford (11/5), went 16 of 32 on pass attempts for 176 yards with two passing touchdowns and one rushing touchdown.
• Against Arizona State (11/12), completed 22 of 37 passes for 219 yards with one touchdown.
• At Arizona (11/19), was named WSU Offensive Player of the Week after completing 25 of 36 passes for 193 yards and one touchdown. Also recorded 59 rushing yards and one rushing touchdown. His 59 rush yards were most by a Cougar quarterback since Jeff Tuel rushed for 79 yards in the win at Oregon State in 2010.
• Against Washington (11/26), threw for 322 yards on 33 completions with two touchdowns. Also recorded a rushing touchdown.

AS A SOPHOMORE (2021), started all 13 games at Incarnate Word. Named Southland Conference Offensive Player of the Year, FCS All-American second team and a Walter Payton Award Finalist after leading UIW to Southland Conference Championship, a 10-3 record and into the second round of the FCS playoffs. Recorded 384 completions on 590 attempts for 4,648 yards, 47 touchdowns and just 10 interceptions. Set program records for single game passing yards (610), single-game passing touchdowns (seven), career passing touchdowns (71) and career passing yards (6,908). Transferred to Washington State after the season.
• At Youngstown State (9/2), completed 28 of 47 passes for 352 yards and four touchdowns.
• Against Prairie View A&M (9/11), completed 21 of 38 passes for 208 yards and three touchdowns.
• At Texas State (9/18), completed 31 of 47 passes for 376 yards and four touchdowns.
• At Northwestern State (10/2), completed 25 of 37 passes for 348 yards with three touchdowns.
• Against Nicholls (10/16), completed 25 of 36 passes for 388 yards and four touchdowns.
• At McNeese (10/23), completed 39 of 59 passes for 455 yards and two touchdowns.
• At Houston Baptist (10/30), completed 34 of 46 passes for 328 yards and four touchdowns.
• Against Southeastern Louisiana (11/6), set program records with 610 passing yards for seven touchdowns. Completed 34 of 52 passes.
• At Houston Baptist (11/20), completed 27 of 34 passes for 314 yards and three touchdowns.
• Against Stephen F. Austin (11/27), completed 39 of 54 passes for 328 yards and four touchdown passes. Added a rushing touchdown.
• At Sam Houston (12/4), completed 39 of 61 passes for 481 yards and five touchdowns.

AS A FRESHMAN (2020), started in all six games at Incarnate Word during the spring COVID season. Completed 183 of 303 passes for 2,260 yards and 24 touchdowns with four interceptions. Also recorded two rushing touchdowns. Was named the Jerry Rice award winner given to the top FCS freshman. Also named first team All-Southland.
• At McNeese (2/27), completed 24 of 35 passes for 306 yards with four touchdowns.
• At Lamar University (3/6), completed 29 of 44 passes for 341 yards and four touchdowns. Added 24 rushing yards and a rushing touchdown.
• Against Southeastern Louisiana (3/20), completed 26 of 47 passes for 407 yards and six touchdowns. Added 38 rushing yards and a rushing touchdown.
• At Nicholls (3/27), completed 39 of 65 passes for 470 yards and six touchdowns.
• Against Northwestern State (4/10), completed 33 of 59 passes for 431 yards and two touchdowns.
• Against Sam Houston (4/17), completed 32 of 53 passes for 305 yards and two touchdowns.
• Graduated in December of 2023 from Washington State with a Bachelor of Arts in Humanities.

PERSONAL:
• Played at Columbia (Texas) High School under Brent Mascheck. During both his junior and senior season he threw for more than 1,000 yards.
• As a senior (2019), completed 72 of 124 passes for 1,070 yards and seven touchdowns. Also rushed for four touchdowns. Helped team become 2019 co-district champions with a 9-1 record.
• Earned first team all-district as a quarterback, honorable mention all-state football and All-Southern Brazoi County first team quarterback.
• Also named two-time all-district MVP in basketball and finished as the program's all-time leading scorer.
• Selected honorable mention all-state academically.
• Son of Calvin and Patrice Ward, who have never missed one of his games. Has two older sisters, Aaliyah and Chantel..
• His mother, Patrice, is a retired special education teach and former head basketball coach at Columbia High. His sister, Aaliyah, who started as a point guard for her mother from 2009-12, took over as the head basketball coach in 2020.
• Ward's other sister, Chantel, set the Houston Christian records in the indoor and outdoor shot put before transferring to San Jose State. She is now an assistant track and field at Houston Christian.
• Follow Ward on Instagram at @camward and on X at @Cameron7Ward
• Born Cameron Anthony Ward on May 25, 2002 in West Columbia, Texas.

CAM WARD'S COLLEGE STATISTICS

			PASSING								RUSHING				
Year	Team	GP/GS	Att	Cmp	Pct	Yds	Yd/Att	TD	INT	Lg	Att	Yds	Avg.	Lg	TD
2020	Incarnate Word	6/6	303	183	60.4	2,260	7.46	24	4	59	38	2	0.1	21	2
2021	Incarnate Word	13/13	590	384	65.1	4,648	7.88	47	10	80t	74	65	0.9	45	1
2022	Washington St.	13/13	329	497	64.4	3,231	6.50	23	9	60	107	58	0.5	17t	5
2023	Washington St.	12/12	324	486	66.7	3,732	7.68	25	7	63t	120	144	1.2	23	8
2024	Miami (Fla.)	13/13	305	454	67.2	4,313	9.50	39	7	77	60	204	3.4	24t	4
College Totals		**57/57**	**1,516**	**2,330**	**65.1**	**18,184**	**7.80**	**158**	**37**	**80t**	**399**	**473**	**1.2**	**45**	**20**

Single-Game Highs

Attempts - 65 at Nicholls (3/27/21)
Completions - 39 (Four times, last at Sam Houston 12/4/21)
Passing Yards - 610 vs. Southeastern Louisiana (11/6/21)
Touchdown Passes - 7 vs. Southeastern Louisiana (11/6/21)
Long Completion - 80t vs. Southeastern Louisiana (11/6/21)
Completion Percentage - 87.1 vs. Utah (10/27/22)
Rushes - 17 vs. Wisconsin (9/9/23)
Rushing Yards - 76 at Nicholls (11/13/21)
Long Rush - 45 at Nicholls (11/13/21)
Rushing Touchdowns - 2 (Twice, last vs. Colorado 11/17/23)

Additional Statistics

Receptions - 1 (Twice, last vs. Florida State 10/26/24)
Receiving Yards - 7 vs. Florida State (10/26/24)
Receiving Touchdowns - 1 vs. Florida State (10/26/24)

CAM WARD'S GAME-BY-GAME

2025 Tennessee Titans					PASSING											RUSHING					COMBINED	RUSH + PASS
Date		Opp	W/L	P/S	Att	Cmp	Pct	Yds	Yds/Att	TD	Int	Lg	Sk	Lst	Rating	Att	Yds	Avg	Lg	TD	Yards	Touchdowns
Sept 7	@	Den	L	S	28	12	42.9	112	4.0	0	0	29	6	50	54.5	0	0	-	0	0	112	
Sept 14		LAR	L	S	33	19	57.6	175	5.3	1	0	26	5	32	82.3	4	8	2.0	3	0	183	9
Sept 21		Ind	L	S	38	23	60.5	219	5.8	1	1	27	4	23	74.3	3	12	4.0	7	0	231	8
Sept 28	@	Hst	L	S	26	10	38.5	108	4.2	0	1	33	2	15	35.4	2	22	11.0	12	0	130	
Oct 5	@	Ari	W	S	39	21	53.8	265	6.8	0	1	47	2	16	64.6	5	-6	-1.2	2	0	260	
Oct 12	@	LV	L	S	38	26	68.4	222	5.8	1	1	23	6	62	81.3	0	0	-	0	0	222	1
Oct 19		NE	L	S	34	25	73.5	255	7.5	1	1	38t	5	39	92.2	0	0	-	0	0	255	38
Oct 26	@	Ind	L	S	38	22	57.9	259	6.8	1	1	26	4	31	76.5	2	4	2.0	7	0	263	1
Nov 2		LAC	L	S	21	12	57.1	145	6.9	0	0	29	4	27	78.5	2	6	3.0	6	0	151	
Nov 16		Hst	L	S	37	24	64.9	194	5.2	1	0	39	3	23	87.0	3	33	11.0	20	0	227	4
Nov 23		Sea	L	S	42	28	66.7	256	6.1	1	0	26	4	24	91.0	6	37	6.2	14	1	293	6r, 1
Nov 30		Jax	L	S	38	24	63.2	141	3.7	0	0	16	3	20	70.2	1	7	7.0	7	0	148	
Dec 7	@	Cle	W	S	28	14	50.0	117	4.2	2	1	24	1	9	70.1	2	4	2.0	2	0	121	14, 5
Dec 14	@	SF	L	S	29	18	62.1	170	5.9	2	0	43	0	0	101.2	1	2	2.0	2	0	172	34, 1
Dec 21		KC																				
Dec 28		NO																				
Jan 3/4	@	Jax																				
Totals			**2-12**	**14/14**	**469**	**278**	**59.3**	**2,638**	**5.6**	**11**	**7**	**47**	**49**	**371**	**76.5**	**31**	**129**	**4.2**	**20**	**1**	**2,767**	

CAM WARD'S NFL STATISTICS

REGULAR SEASON					PASSING									RUSHING				
Year	Team	GP/GS	Att	Cmp	Pct	Yds	Yd/Att	TD	INT	Lg	Sk	Yds	Rat	Att	Yds	Avg	Lg	TD
2025	TEN	14/14	469	278	59.3	2,638	5.6	11	7	47	49	371	76.5	31	129	4.2	20	1
NFL Totals		**14/14**	**469**	**278**	**59.3**	**2,638**	**5.6**	**11**	**7**	**47**	**49**	**371**	**76.5**	**31**	**129**	**4.2**	**20**	**1**

Regular Season Career Record as starter: 2-12 (.143)

Single-Game Highs

Attempts - **42 vs. Seattle (11/23/25)**
Completions - **28 vs. Seattle (11/23/25)**
Passing Yards - **265 at Arizona (10/5/25)**
Touchdown Passes - **2 (Twice, last at San Francisco 12/14/25)**
Long Completion - **47 at Arizona (10/5/25)**
Completion Percentage - **73.5 vs. New England (10/19/25)**
Passer Rating - **101.2 at San Francisco (12/14/25)**

Rushes - **6 vs. Seattle (11/23/25)**
Rushing Yards - **37 vs. Seattle (11/23/25)**
Long Rush - **20 vs. Houston (11/16/25)**
Rushing Touchdowns - **1 vs. Seattle (11/23/25)**

53 JIHAD WARD

OUTSIDE LINEBACKER • 6'5" • 285 LBS
COLLEGE: ILLINOIS • ACQUIRED: FREE AGENT - 2025
NFL EXPERIENCE (NFL/TITANS): 10/1 • HOMETOWN: PHILADELPHIA, PA.
GAMES PLAYED/GAMES STARTED: 133/46 (PLAYOFFS: 6/2)

PRO: The Titans signed Jihad Ward early in 2025 training camp to bring a veteran presence to the outside linebacker position and experience to the pass rush unit. Entering 2025, the 6-foot-5-inch, 285-pounder boasts 119 games of NFL experience and spent last season with the Minnesota Vikings. Ward was originally selected in the second round (44th overall) of the 2016 NFL Draft by the Oakland Raiders and has collected 168 tackles, 25 stops for loss and 19 sacks in his first nine seasons as a pro (2016-24).

CAREER HIGHLIGHTS:
• In 2023, Ward played in all 17 games with nine starts with the N.Y. Giants, finishing the year with a career-high five sacks.

TITANS TIDBITS:
• Jihad is a songwriter and has released several tracks under the name Haddy.

CAREER TRANSACTIONS:
• The Philadelphia, Pa., native was selected by the Oakland Raiders in the second round (44th overall) of the 2016 NFL Draft.
• Traded by the Raiders to the Dallas Cowboys in exchange for wide receiver Ryan Switzer on April 28, 2018.
• Waived by the Cowboys on Sept. 1, 2018.
• Signed by the Indianapolis Colts to the team's practice squad on Sept. 3, 2018.
• Elevated to the Colts' active roster from the practice squad on Sept. 13, 2018.
• Released by the Colts on Oct. 1, 2019.
• Signed by the Baltimore Ravens as a free agent on Oct. 8, 2019.
• Signed by the Jacksonville Jaguars as an unrestricted free agent on March 17, 2021.
• Signed by the N.Y. Giants as an unrestricted free agent on March 21, 2022.
• Signed by the Minnesota Vikings as an unrestricted free agent on March 20, 2024.
• Signed by the Titans as a free agent on July 24, 2025.

SEASON RECAPS:
2025 (14/9 - Tennessee): Tied for second on the squad with 4.5 sacks. Ranks second on the team with 34 quarterback pressures. Has led or tied for the team lead in sacks three times in 2025 (vs. NE, vs. LAC, vs. JAX). Has tied for the team lead in quarterback pressures twice in 2025 (vs. LAC, vs. JAX). Has tied for the team lead in passes defensed once in 2025 (at ARZ).
• At Denver (9/7), made his Titans debut as a reserve at outside linebacker and tallied two tackles with a quarterback pressure.
• Against L.A. Rams (9/14), saw action as a reserve at outside linebacker and posted two quarterback pressures.
• Against Indianapolis (9/21), played as a reserve at outside linebacker.
• At Houston (9/28), saw action as a reserve at outside linebacker and collected two tackles with a quarterback pressure.
• At Arizona (10/5), played as a reserve at outside linebacker and registered a tackle, four quarterback pressures and a pass defensed. Deflected a pass intended for Zay Jones in the second quarter.
• At Las Vegas (10/12), started at outside linebacker for the first time this season and totaled three tackles, a quarterback pressure and a pass defensed. Shot through the line and deflected a Geno Smith pass on third-and-four in the second quarter. Combined with Jeffery Simmons to stonewall Ashton Jeanty for no gain on a rush in the third stanza. Teamed with Cedric Gray to stuff Jeanty for no gain on a rush early in the fourth quarter.
• Against New England (10/19), started at outside linebacker and recorded four tackles, including a sack and a quarterback pressure. Stuffed DeMario Douglas for no gain on a short pass in the opening quarter. Forced the Patriots to settle for a field goal by dropping Drake Maye for a six-yard sack on third-and-six in the first stanza.
• At Indianapolis (10/26), started at outside linebacker and tallied a tackle.
• Against L.A. Chargers (11/2), started at outside linebacker and posted four tackles, including career-highs with 2.5 sacks and eight quarterback pressures. Dropped Justin Herbert for a six-yard sack late in the first half. Teamed with Dre'Mont Jones to sack Herbert in the third quarter. Halted a Chargers' drive by sacking Herbert for a 10-yard loss on third-and-17 in the final stanza.
• Against Houston (11/16), started at outside linebacker and collected three quarterback pressures.
• Against Seattle (11/23), started at outside linebacker and notched a pass defensed to go along with a quarterback pressure. Defended a pass intended for AJ Barner in the end zone in the second stanza.
• Against Jacksonville (11/30), started at outside linebacker and registered two tackles, including a sack and a team-high-tying four quarterback pressures. Sacked Trevor Lawrence for a seven-yard loss in the second quarter.
• At Cleveland (12/7), started at outside linebacker and amassed four tackles with a career-high-tying eight quarterback pressures.
• At San Francisco (12/14), started at outside linebacker and posted three tackles. Teamed with Marcus Harris to stuff George Kittle for a one-yard loss on a short pass late in the fourth quarter.

2024 (17/2, 1/1 - Minnesota): Played in all 17 games with two starts at outside linebacker with the Vikings. Recorded 10 tackles, a stop for loss, and a sack. Added a fumble recovery and a pass defensed. Started at outside linebacker in the team's playoff contest.
• Against Indianapolis (11/3), brought down Joe Flacco for a sack late in the fourth quarter. Added two tackles in the victory.

2023 (17/9 - N.Y. Giants): Played in all 17 games with nine starts and compiled 24 tackles, five stops for loss, a forced fumble, a fumble recovery and a career-high five sacks.
• At Washington (11/19), notched his first sack of the season, bringing down Sam Howell in the fourth quarter.
• Against New England (11/26), notched five tackles, a stop for loss and 1.5 sacks. Combined with Kayvon Thibodeaux to bring down Mac Jones, leading to a Jones fumble in the second quarter. Chased down Bailey Zappe for a sack on third down in the fourth quarter of the New York victory.
• Against L.A. Rams (12/31), sacked Matthew Stafford for a loss of five yards on third down. Also made three tackles.

2022 (17/11, 2/1 - N.Y. Giants): Appeared in 17 games with 11 starts (nine at defensive end, two at linebacker) and totaled 43 tackles, seven tackles for loss, three sacks, two forced fumbles and four passes defensed. Played in both of the Giants' postseason contests, starting in the divisional round.
• Against Chicago (10/2), registered four tackles and a sack. Brought down Justin Fields in the first quarter.
• Against Washington (12/4), stripped the ball from Taylor Heinicke on a

sack in the third quarter.

2021 (17/1 - Jacksonville): Played in all 17 games with one start at defensive end. Racked up 32 tackles with three stops for loss and two sacks for the Jaguars.
• At Tennessee (12/12), brought down Ryan Tannehill in the fourth quarter for his first sack of the season.
• At N.Y. Giants (1/2), sacked Zach Wilson on a third-and-three in the red zone during the third quarter. Added five tackles in the win.

2020 (10/0, 2/0 - Baltimore): Played as a reserve in 10 games with the Ravens and made 16 tackles, four stops for loss, three sacks and two passes defensed. Was inactive for five contests. Missed one game on the team's reserve/COVID-19 list. Appeared in the team's two playoff contests.
• At Philadelphia (10/18), notched two tackles and a sack, bringing down Carson Wentz in the fourth quarter of the Baltimore win.
• Against Dallas (12/8), sacked Andy Dalton on third-and-seven at the beginning of the fourth quarter.
• Against N.Y. Giants (12/27), burst through the line and sacked Daniel Jones in the third quarter.

2019 (3/0 - Indianapolis, 11/0, 1/0 - Baltimore): Appeared in 14 total games and made seven tackles, a sack, two fumble recoveries and a pass defensed. Spent the first four weeks of the season with the Colts before being released by the team on Oct. 1. Signed with the Ravens as a free agent on Oct. 7 where he spent the remainder of the season. Played in Baltimore's playoff contest.

2018 (6/0 - Indianapolis): Played in six games with the Colts and recorded four tackles and three sacks. Spent the first week of the season on the Colts' practice squad after signing on Sept. 3. Promoted to the team's active roster on Sept. 13. Placed on injured reserved on Oct. 26 where he spent the remainder of the season.
• At Washington (9/16), powered through the line to take down Alex Smith in the fourth quarter.
• Against Houston (9/30), made a tackle and sack, bring down Deshaun Watson in the third quarter.
• At N.Y. Jets (10/14), notched a season-high two tackles and a sack. Sacked Andy Dalton on third-and-15 in the second quarter.

2017 (5/1 - Oakland): Played in five games with one start at defensive end, recording two tackles, a stop for loss and a sack. Did not play in two games and was inactive in nine games.
• At Philadelphia (9/23), brought down Nick Foles in the third quarter for his first career sack. Added a tackle.

2016 (16/13, 0/0 - Oakland): Appeared in all 16 games with 13 starts (eight at defensive end, five at defensive tackle) as a rookie with the Raiders. Totaled 30 tackles, a fumble recovery and 10 quarterback pressures. Was inactive for the team's playoff game.
• At New Orleans (9/11), made his NFL debut. Recovered a fumble caused by a Bruce Irvin strip sack on Drew Brees to give the Raiders possession at the Saints 25-yard line.

COLLEGE:
• Played two seasons at Illinois (2014-15) after transferring from Globe Institute of Technology (New York, N.Y.). His career college statistics include 185 tackles, 16 tackles for loss, 14.5 sacks, three forced fumbles and five fumble recoveries.
• As a senior (2015), was named All-Big Ten honorable mention for the second consecutive season. Started all 12 games, playing both defensive end and defensive tackle. Finished the year with 53 tackles, four stops for loss, 1.5 sacks, two pass breakups, a forced fumble and a fumble recovery.
• As a junior (2014), was named All-Big Ten honorable mention in his first season at Illinois. Started all 13 games at defensive end and totaled 51 tackles, nine stops for loss, three sacks, two forced fumbles and a pass breakup. Led the Big Ten with four fumble recoveries.
• As a sophomore (2013), played in seven games for Globe Institute of Technology and recorded 26 tackles, three stops for loss and two sacks. Ranked as the No. 2 junior college defensive tackle and the No. 6 junior college player in the nation by 247Sports. Transferred to Illinois following the season.
• As a freshman (2012), recorded 55 tackles and eight sacks at Globe Institute of Technology.
• Majored in sport management at Illinois.

PERSONAL:
• Attended W. Bok Technical (Philadelphia, Pa.) High School, where he was named first-team All-City as a senior (2011) and second-team All-City as a junior (2010).
• Ward began his high school career as a wide receiver before switching to safety and eventually to defensive end.
• Son of Kareema Ward.
• Married to Sydnee Blueitt Ward.
• Follow Ward on Instagram at @haddy.
• Born Jihad Ward on March 11, 1994 in Philadelphia, Pa.

JIHAD WARD'S GAME-BY-GAME

2016 Oakland Raiders

Date	Opp	W/L	P/S	Tot	Solo	Asst	Sk	- Yds	QBP	TFL	Int	- Yds	-TD	PD	FF	FR	- Yds	SpT
Sept 11	@ NO	W	S	3	0	3	0.0	0.0	1	0	0	0	0	0	0	1	0	0
Sept 18	Atl	L	S	2	2	0	0.0	0.0	1	0	0	0	0	0	0	0	0	0
Sept 25	@ Ten	W	S	4	2	2	0.0	0.0	0	0	0	0	0	0	0	0	0	0
Oct 2	@ Bal	W	S	2	0	2	0.0	0.0	0	0	0	0	0	0	0	0	0	0
Oct 9	@ SD	W	S	1	1	0	0.0	0.0	0	0	0	0	0	0	0	0	0	0
Oct 16	KC	L	S	1	0	1	0.0	0.0	0	0	0	0	0	0	0	0	0	0
Oct 23	@ Jax	W	S	0	0	0	0.0	0.0	1	0	0	0	0	0	0	0	0	0
Oct 30	@ TB	W	S	2	2	0	0.0	0.0	0	0	0	0	0	0	0	0	0	0
Nov 6	Den	W	S	0	0	0	0.0	0.0	1	0	0	0	0	0	0	0	0	0
Nov 21	Hou	W	S	1	0	1	0.0	0.0	0	0	0	0	0	0	0	0	0	0
Nov 27	Car	W	S	2	1	1	0.0	0.0	1	0	0	0	0	0	0	0	0	0
Dec 4	Buf	W	S	2	1	1	0.0	0.0	4	0	0	0	0	0	0	0	0	0
Dec 8	@ KC	L	S	7	5	2	0.0	0.0	0	0	0	0	0	0	0	0	0	0
Dec 18	@ SD	W	p	1	1	0	0.0	0.0	1	0	0	0	0	0	0	0	0	0
Dec 24	Ind	W	p	1	1	0	0.0	0.0	0	0	0	0	0	0	0	0	0	0
Jan 1	@ Den	L	p	1	0	1	0.0	0.0	0	0	0	0	0	0	0	0	0	0
Totals		**12-4**	**16/13**	**30**	**16**	**14**	**0.0**	**0.0**	**10**	**0**	**0**	**0**	**0**	**0**	**0**	**1**	**0**	**0**

2017 Oakland Raiders

Date	Opp	W/L	P/S	Tot	Solo	Asst	Sk	- Yds	QBP	TFL	Int	- Yds	-TD	PD	FF	FR	- Yds	SpT
Sept 10	@ Ten	W	DNP															
Sept 17	NYJ	W	p	0	0	0	0.0	0.0	2	0	0	0	0	0	0	0	0	0
Sept 24	@ Was	L	IA															
Oct 1	@ Den	L	p	0	0	0	0.0	0.0	0	0	0	0	0	0	0	0	0	0
Oct 8	Bal	L	IA															
Oct 15	LAC	L	IA															
Oct 29	@ Buf	L	DNP															
Nov 5	@ Mia	W	IA															
Nov 19	NE	L	IA															
Nov 26	Den	W	IA															
Dec 3	NYG	W	IA															
Dec 10	@ KC	L	IA															
Dec 17	Dal	L	S	0	0	0	0.0	0.0	0	0	0	0	0	0	0	0	0	0
Dec 25	@ Phi	L	p	1	1	0	1.0	9.0	2	1	0	0	0	0	0	0	0	0
Dec 31	@ LAC	L	p	1	0	1	0.0	0.0	0	0	0	0	0	0	0	0	0	0
Totals		**6-10**	**5/1**	**2**	**1**	**1**	**1.0**	**9.0**	**4**	**1**	**0**	**0**	**0**	**0**	**0**	**0**	**0**	**0**

JIHAD WARD'S GAME-BY-GAME CONT.

2018 Indianapolis Colts

Date	Opp	W/L	P/S	Tot	Solo	Asst	Sk	- Yds	QBP	TFL	Int - Yds	-TD	PD	FF	FR - Yds	SpT
Sept 9	Cin	L	NOR													
Sept 16	@ Was	W	p	1	1	0	1.0	6.0	6	1	0	0	0	0	0	0
Sept 23	@ Phi	L	p	0	0	0	0.0	0.0	0	0	0	0	0	0	0	0
Sept 30	Hst	L	p	1	1	0	1.0	3.0	1	1	0	0	0	0	0	0
Oct 4	@ NE	L	p	0	0	0	0.0	0.0	2	0	0	0	0	0	0	0
Oct 14	@ NYJ	L	p	2	2	0	1.0	3.0	2	1	0	0	0	0	0	0
Oct 21	Buf	W	p	0	0	0	0.0	0.0	0	0	0	0	0	0	0	0
Oct 28	@ Oak	W	IR					Placed on injured reserve on Oct. 26								
Nov 11	Jax	W	IR													
Nov 18	Ten	W	IR													
Nov 25	Mia	W	IR													
Dec 2	@ Jax	L	IR													
Dec 9	Hst	L	IR													
Dec 16	Dal	W	IR													
Dec 23	NYG	W	IR													
Dec 30	@ Ten	W	IR													
Totals		**8-8**	**14/0**	**4**	**4**	**0**	**3.0**	**12.0**	**11**	**3**	**0**	**0**	**0**	**0**	**0**	**0**

2019 Indianapolis Colts

Date	Opp	W/L	P/S	Tot	Solo	Asst	Sk	- Yds	QBP	TFL	Int - Yds	-TD	PD	FF	FR - Yds	SpT
Sept 8	LAC	L	p	0	0	0	0.0	0.0	0	0	0	0	0	0	0	0
Sept 19	@ Ten	W	p	0	0	0	0.0	0.0	0	0	0	0	0	0	0	0
Sept 29	Oak	L	p	0	0	0	0.0	0.0	0	0	0	0	0	0	0	0
Totals		**1-2**	**3/0**	**0**	**0**	**0**	**0.0**	**0.0**	**0**	**0**	**0**	**0**	**0**	**0**	**0**	**0**

2019 Baltimore Ravens

Date	Opp	W/L	P/S	Tot	Solo	Asst	Sk	- Yds	QBP	TFL	Int - Yds	-TD	PD	FF	FR - Yds	SpT
Oct 13	Cin	W	p	0	0	0	0.0	0.0	1	0	0	0	0	1	0	0	0	0
Oct 20	@ Sea	W	p	1	0	1	0.0	0.0	0	0	0	0	0	0	0	0	0	0
Nov 3	NE	W	p	1	1	0	1.0	8.0	2	1	0	0	0	0	0	0	0	0
Nov 10	@ Cin	W	p	1	1	0	0.0	0.0	1	0	0	0	0	0	0	0	0	0
Nov 17	Hou	W	p	0	0	0	0.0	0.0	0	0	0	0	0	0	0	0	0	0
Nov 25	@ LAR	W	p	0	0	0	0.0	0.0	1	0	0	0	0	0	0	0	0	0
Dec 1	SF	W	p	1	0	1	0.0	0.0	2	0	0	0	0	0	0	0	0	0
Dec 8	@ Buf	W	p	0	0	0	0.0	0.0	3	0	0	0	0	0	0	1	0	0
Dec 12	NYJ	W	p	1	0	1	0.0	0.0	1	0	0	0	0	0	0	1	0	0
Dec 22	@ Cle	W	p	0	0	0	0.0	0.0	1	0	0	0	0	0	0	0	0	0
Dec 29	Pit	W	p	0	0	0	0.0	0.0	1	0	0	0	0	0	0	0	0	0
Totals		**11-0**	**11/0**	**7**	**3**	**4**	**1.0**	**8.0**	**13**	**1**	**0**	**0**	**0**	**1**	**0**	**2**	**2**	**0**
Playoffs																		
Jan 11	Ten	L	p	2	2	0	0.0	0.0	2	0	0	0	0	0	0	0	0	0
Totals		**0-1**	**1/0**	**2**	**2**	**0**	**0.0**	**0.0**	**2**	**0**	**0**	**0**	**0**	**0**	**0**	**0**	**0**	**0**

2020 Baltimore Ravens

Date	Opp	W/L	P/S	Tot	Solo	Asst	Sk	- Yds	QBP	TFL	Int - Yds	-TD	PD	FF	FR - Yds	SpT
Sept 13	Cle	W	p	6	1	5	0.0	0.0	0	0	0	0	0	0	0	0	0	0
Sept 20	@ HST	W	p	2	0	2	0.0	0.0	0	0	0	0	0	0	0	0	0	0
Sept 28	KC	L	p	2	2	0	0.0	0.0	1	1	0	0	0	0	0	0	0	0
Oct 4	@ Was	W	p	0	0	0	0.0	0.0	3	0	0	0	0	0	0	0	0	0
Oct 11	Cin	W	p	0	0	0	0.0	0.0	0	0	0	0	0	0	0	0	0	0
Oct 18	@ Phi	W	p	2	1	1	1.0	7.0	1	1	0	0	0	0	0	0	0	0
Nov 1	Pit	W	IA															
Nov 8	@ Ind	W	IA															
Nov 15	@ NE	L	IA															
Nov 22	Ten	L	IA															
Dec 2	@ Pit	W	R/C															
Dec 8	Dal	W	p	1	1	0	1.0	8.0	4	1	0	0	0	0	0	0	0	0
Dec 14	@ Cle	W	p	1	0	1	0.0	0.0	0	0	0	0	0	1	0	0	0	0
Dec 20	Jax	W	IA															
Dec 27	NYG	W	P	1	1	0	1.0	8.0	3	1	0	0	0	0	0	0	0	0
Jan 3	Cin	W	p	1	1	0	0.0	0.0	0	0	0	0	0	1	0	0	0	0
Totals		**11-5**	**10/0**	**16**	**7**	**9**	**3.0**	**23.0**	**12**	**4**	**0**	**0**	**0**	**2**	**0**	**0**	**0**	**0**
Playoffs																		
Jan 10	@ Ten	W	p	3	3	0	0.0	0.0	0	1	0	0	0	0	0	0	0	0
Jan 16	@ Buf	L	p	0	0	0	0.0	0.0	0	0	0	0	0	0	0	0	0	0
Totals		**1-1**	**2/0**	**3**	**3**	**0**	**0.0**	**0.0**	**0**	**1**	**0**	**0**	**0**	**0**	**0**	**0**	**0**	**0**

2021 Jacksonville Jaguars

Date	Opp	W/L	P/S	Tot	Solo	Asst	Sk	- Yds	QBP	TFL	Int - Yds	-TD	PD	FF	FR - Yds	SpT
Sept 12	@ Hst	L	p	4	2	0.0	0.0	0.0	0	0	0	0	0	0	0	0	0	0
Sept 19	Den	L	p	2	0	2	0.0	0.0	2	0	0	0	0	0	0	0	0	0
Sept 26	Ari	L	p	2	1	1	0.0	0.0	1	1	0	0	0	0	0	0	0	0
Sept 30	@ Cin	L	p	2	1	1	0.0	0.0	1	0	0	0	0	0	0	0	0	0
Oct 10	Ten	L	p	3	1	2	0.0	0.0	2	0	0	0	0	0	0	0	0	0
Oct 17	Mia	W	p	1	0	1	0.0	0.0	1	0	0	0	0	0	0	0	0	0
Oct 31	@ Sea	L	L	1	0	1	0.0	0.0	0	0	0	0	0	0	0	0	0	0
Nov 7	Buf	W	p	0	0	0	0.0	0.0	1	0	0	0	0	0	0	0	0	0
Nov 14	@ Ind	L	p	1	0	1	0.0	0.0	0	0	0	0	0	0	0	0	0	0
Nov 21	SF	L	p	1	0	1	0.0	0.0	0	0	0	0	0	0	0	0	0	0
Nov 28	Atl	L	p	2	0	2	0.0	0.0	0	0	0	0	0	0	0	0	0	0
Dec 5	@ LAR	L	p	2	1	1	0.0	0.0	0	0	0	0	0	0	0	0	0	0
Dec 12	@ Ten	L	p	1	1	0	1.0	8.0	1	1	0	0	0	0	0	0	0	0
Dec 19	HST	L	p	5	2	3	0.0	0.0	0	0	0	0	0	0	0	0	0	0
Dec 26	@ NYJ	L	p	4	1	3	1.0	2.0	1	1	0	0	0	0	0	0	0	0
Jan 2	@ NE	L	S	4	1	3	0.0	0.0	0	0	0	0	0	0	0	0	0	0
Jan 9	Ind	W	p	1	0	1	0.0	0.0	1	0	0	0	0	0	0	0	0	0
Totals		**11-5**	**17/1**	**32**	**10**	**22**	**2.0**	**10.0**	**11**	**3**	**0**	**0**	**0**	**0**	**0**	**0**	**0**	**0**

2022 New York Giants

Date	Opp	W/L	P/S	Tot	Solo	Asst	Sk	- Yds	QBP	TFL	Int - Yds	-TD	PD	FF	FR - Yds	SpT
Sept 11	@ Ten	W	S	6	5	1	0.0	0.0	0	0	0	0	0	0	0	0	0	0
Sept 18	Car	W	S	4	3	1	0.0	0.0	1	2	0	0	0	0	0	0	0	0
Sept 26	Dal	L	p	6	2	1	0.0	0.0	0	0	0	0	0	1	0	0	0	0
Oct 2	Chi	W	p	4	4	0	1.0	2.0	2	1	0	0	0	0	1	0	0	0
Oct 9	@ GB	W	S	1	1	0	0.0	0.0	3	1	0	0	0	0	0	0	0	0
Oct 16	Bal	W	S	2	2	0	0.0	0.0	2	2	0	0	0	0	0	0	0	0
Oct 23	@ Jax	W	S	2	1	1	0.0	0.0	1	0	0	0	0	0	0	0	0	0
Oct 30	@ Sea	L	S	0	0	0	0.0	0.0	0	0	0	0	0	1	0	0	0	0
Nov 13	Hst	W	S	1	1	0	1.0	5.0	2	1	0	0	0	0	0	0	0	0
Nov 20	Det	L	S	4	2	2	0.0	0.0	0	0	0	0	0	1	0	0	0	0
Nov 24	@ Dal	L	S	1	1	0	0.0	0.0	2	0	0	0	0	0	0	0	0	0
Dec 4	Was	L	S	3	1	2	1.0	5.0	2	0	0	0	0	0	1	0	0	0
Dec 11	Phi	L	p	1	1	0	0.0	0.0	0	0	0	0	0	0	0	0	0	0
Dec 18	@ Was	W	p	0	0	0	0.0	0.0	0	0	0	0	0	0	0	0	0	0
Dec 24	@ Min	L	p	4	3	1	0.0	0.0	3	0	0	0	0	1	0	0	0	0
Jan 1	Ind	W	S	4	1	3	0.0	0.0	2	0	0	0	0	0	0	0	0	0
Jan 8	@ Phi	L	p	0	0	0	0.0	0.0	0	0	0	0	0	0	0	0	0	0
Totals		**9-7-1**	**17/11**	**43**	**28**	**15**	**3.0**	**12.0**	**20**	**7**	**0**	**0**	**0**	**4**	**2**	**0**	**0**	**0**
Playoffs																		
Jan 15	@ Min	W	p	1	1	0	0.0	0.0	0	0	0	0	0	0	0	0	0	0
Jan 21	@ Phi	L	S	2	2	0	0.0	0.0	1	1	0	0	0	0	0	0	0	0
Totals		**1-1**	**2/1**	**3**	**3**	**0**	**0.0**	**0.0**	**1**	**1**	**0**	**0**	**0**	**0**	**0**	**0**	**0**	**0**

2023 New York Giants

Date	Opp	W/L	P/S	Tot	Solo	Asst	Sk	- Yds	QBP	TFL	Int - Yds	-TD	PD	FF	FR - Yds	SpT
Sept 10	Dal	L	p	0	0	0	0.0	0.0	0	0	0	0	0	0	0	0	0	0
Sept 17	@ Ari	W	S	1	1	0	0.0	0.0	0	0	0	0	0	0	0	0	0	0
Sept 21	@ SF	L	S	1	1	0	0.0	0.0	0	0	0	0	0	0	0	0	0	0
Oct 2	Sea	L	p	0	0	0	0.0	0.0	1	0	0	0	0	0	0	0	0	0
Oct 8	@ Mia	L	p	1	0	1	0.0	0.0	1	0	0	0	0	0	0	0	0	0
Oct 15	@ Buf	L	S	2	2	0	0.0	0.0	1	0	0	0	0	0	0	0	0	0
Oct 22	Was	W	S	0	0	0	0.0	0.0	1	0	0	0	0	0	0	0	0	0
Oct 29	NYJ	L	S	1	1	0	0.0	0.0	1	0	0	0	0	0	0	1	0	0
Nov 5	@ LV	L	S	1	1	0	0.0	0.0	0	1	0	0	0	0	0	0	0	0
Nov 12	@ Dal	L	S	1	1	0	0.0	0.0	1	0	0	0	0	0	0	0	0	0
Nov 19	@ Was	W	S	1	1	0	1.0	5.0	2	1	0	0	0	0	0	0	0	0
Nov 26	NE	W	S	5	2	3	1.5	7.0	2	1	0	0	0	0	0	0	0	0
Dec 11	GB	W	p	0	0	0	0.0	0.0	0	0	0	0	0	0	0	0	0	0
Dec 17	@ NO	L	p	0	0	0	0.0	0.0	0	0	0	0	0	0	0	0	0	0
Dec 25	@ Phi	L	p	4	2	2	0.5	3.0	1	1	0	0	0	0	0	0	0	0
Dec 31	LAR	L	p	3	2	1	1.0	5.0	1	1	0	0	0	0	0	0	0	0
Jan 7	Phi	W	p	1	1	0	1.0	5.0	4	0	0	0	0	0	1	0	0	0
Totals		**6-11**	**17/9**	**24**	**16**	**8**	**5.0**	**25.0**	**16**	**5**	**0**	**0**	**0**	**0**	**1**	**1**	**0**	**0**

2024 Minnesota Vikings

Date	Opp	W/L	P/S	Tot	Solo	Asst	Sk	- Yds	QBP	TFL	Int - Yds	-TD	PD	FF	FR - Yds	SpT
Sept 8	@ NYG	W	p	0	0	0	0.0	0.0	4	0	0	0	0	0	0	0	0	0
Sept 15	SF	W	p	0	0	0	0.0	0.0	2	0	0	0	0	0	0	1	0	0
Sept 22	Hst	W	p	0	0	0	0.0	0.0	6	0	0	0	0	0	0	0	0	0
Sept 29	@ GB	W	p	0	0	0	0.0	0.0	2	0	0	0	0	0	0	0	0	0
Oct 6	NYJ	W	p	0	0	0	0.0	0.0	3	0	0	0	0	1	0	0	0	0
Oct 20	Det	L	p	0	0	0	0.0	0.0	1	0	0	0	0	0	0	0	0	0
Oct 24	@ LAR	L	p	0	0	0	0.0	0.0	0	0	0	0	0	0	0	0	0	0
Nov 3	Ind	W	p	2	2	0	1.0	4.0	2	1	0	0	0	0	0	0	0	0
Nov 10	@ Jax	W	p	1	1	0	0.0	0.0	0	0	0	0	0	0	0	0	0	0
Nov 17	@ Ten	W	p	1	0	1	0.0	0.0	4	0	0	0	0	0	0	0	0	0
Nov 24	@ Chi	W	p	0	0	0	0.0	0.0	1	0	0	0	0	0	0	0	0	0
Dec 1	Ari	W	p	1	0	1	0.0	0.0	2	0	0	0	0	0	0	0	0	0
Dec 8	Atl	W	p	2	2	0	0.0	0.0	0	0	0	0	0	0	0	0	0	0
Dec 16	Chi	W	p	0	0	0	0.0	0.0	2	0	0	0	0	0	0	0	0	0
Dec 22	@ Sea	W	S	0	0	0	0.0	0.0	6	0	0	0	0	0	0	0	0	0
Dec 29	GB	W	p	1	0	1	0.0	0.0	2	0	0	0	0	0	0	0	0	0
Jan 5	@ Det	L	S	2	0	2	0.0	0.0	1	0	0	0	0	0	0	0	0	0
Totals		**14-3**	**17/2**	**10**	**5**	**5**	**1.0**	**4.0**	**39**	**1**	**0**	**0**	**0**	**1**	**0**	**1**	**0**	**0**
Playoffs																		
Jan 13	@ LAR	L	S	2	0	2	0.0	0.0	0	0	0	0	0	0	0	0	0	0
Totals		**0-1**	**1/0**	**2**	**0**	**2**	**0.0**	**0.0**	**0**	**0**	**0**	**0**	**0**	**0**	**0**	**0**	**0**	**0**

JIHAD WARD'S GAME-BY-GAME CONT.

2025 Tennessee Titans

Date	Opp	W/L	P/S	Tot	Solo	Asst	Sk	- Yds	QBP	TFL	Int	- Yds	-TD	PD	FF	FR	- Yds	SpT
Sept 7	@ Den	L	p	2	1	1	0.0	0.0	1	0	0	0	0	0	0	0	0	0
Sept 14	LAR	L	p	0	0	0	0.0	0.0	2	0	0	0	0	0	0	0	0	0
Sept 21	Ind	L	p	0	0	0	0.0	0.0	0	0	0	0	0	0	0	0	0	0
Sept 28	@ Hst	L	p	2	1	1	0.0	0.0	1	0	0	0	0	0	0	0	0	0
Oct 5	@ Ari	W	p	1	1	0	0.0	0.0	4	0	0	0	0	1	0	0	0	0
Oct 12	@ LV	L	S	3	1	2	0.0	0.0	1	0	0	0	0	1	0	0	0	0
Oct 19	NE	L	S	4	3	1	1.0	6.0	1	1	0	0	0	0	0	0	0	0
Oct 26	@ Ind	L	S	1	1	0	0.0	0.0	0	0	0	0	0	0	0	0	0	0
Nov 2	LAC	L	S	4	2	2	2.5	16.0	8	2	0	0	0	0	0	0	0	0
Nov 16	Hst	L	S	0	0	0	0.0	0.0	3	0	0	0	0	0	0	0	0	0
Nov 23	Sea	L	S	0	0	0	0.0	0.0	1	0	0	0	0	1	0	0	0	0
Nov 30	Jax	L	S	2	1	1	1.0	7.0	4	1	0	0	0	0	0	0	0	0
Dec 7	@ Cle	W	S	4	1	3	0.0	0.0	8	0	0	0	0	0	0	0	0	0
Dec 14	@ SF	L	S	3	1	2	0.0	0.0	0	0	0	0	0	0	0	0	0	0
Dec 21	KC																	
Dec 28	NO																	
Jan 3/4	@ Jax																	
Totals		**2-12**	**14/9**	**26**	**13**	**13**	**4.5**	**29.0**	**34**	**4**	**0**	**0**	**0**	**3**	**0**	**0**	**0**	**0**

JIHAD WARD'S NFL STATISTICS

REGULAR SEASON				TACKLES							INTERCEPTIONS					FUMBLES			
Year	**Team**	**GP**	**GS**	**Tot**	**Solo**	**Asst**	**Sk**	**Yds**	**QBP**	**TFL**	**No**	**Yds**	**Lg**	**TD**	**PD**	**FF**	**FR**	**Yds**	**SpT**
2016	Oakland	16	13	30	16	14	0.0	0.0	10	0	0	0	0	0	0	0	1	0	0
2017	Oakland	5	1	2	1	1	1.0	9.0	4	1	0	0	0	0	0	0	0	0	0
2018	Indianapolis	6	0	4	4	0	3.0	12.0	11	3	0	0	0	0	0	0	0	0	0
2019	IND/BAL	14	0	7	3	4	1.0	8.0	25	1	0	0	0	0	1	0	2	2	0
2020	Baltimore	10	0	16	7	9	3.0	23.0	12	4	0	0	0	0	2	0	0	0	0
2021	Jacksonville	17	1	32	10	22	2.0	10.0	11	3	0	0	0	0	0	0	0	0	0
2022	N.Y. Giants	11	11	43	28	15	3.0	12.0	20	7	0	0	0	0	4	2	0	0	0
2023	N.Y. Giants	17	9	24	16	8	5.0	25.0	16	5	0	0	0	0	0	1	1	0	0
2024	Minnesota	17	2	10	5	5	1.0	4.0	39	1	0	0	0	0	0	0	1	0	0
2025	Tennessee	14	9	26	13	13	4.5	29.0	34	4	0	0	0	0	3	0	0	0	0
NFL Totals		**133**	**46**	**194**	**103**	**91**	**23.5**	**132.0**	**170**	**29**	**0**	**0**	**0**	**0**	**11**	**3**	**5**	**4**	**0**

PLAYOFFS				TACKLES							INTERCEPTIONS					FUMBLES			
Year	**Team**	**GP**	**GS**	**Tot**	**Solo**	**Asst**	**Sk**	**Yds**	**QBP**	**TFL**	**No**	**Yds**	**Lg**	**TD**	**PD**	**FF**	**FR**	**Yds**	**SpT**
2019	Baltimore	1	0	2	2	0	0.0	0.0	2	0	0	0	0	0	0	0	0	0	0
2020	Baltimore	2	0	3	3	0	0.0	0.0	0	1	0	0	0	0	0	0	0	0	0
2022	N.Y Giants	2	1	3	3	0	0.0	0.0	1	1	0	0	0	0	0	0	0	0	0
2024	Minnesota	1	1	2	0	2	0.0	0.0	0	0	0	0	0	0	0	0	0	0	0
NFL Totals		**6**	**2**	**10**	**8**	**2**	**0.0**	**0.0**	**3**	**2**	**0**	**0**	**0**	**0**	**0**	**0**	**0**	**0**	**0**

Single-Game Highs

Tackles - 7 at Kansas City (12/8/16)
Sacks - **2.5 vs. L.A. Chargers (11/2/25)**
Quarterback Pressures - **8 (Twice, last at Cleveland 12/7/25)**
Forced Fumble - 1 (Three times, last vs. Philadelphia 1/7/24)
Fumble Recovery - 1 (Five times, last vs. San Francisco 9/15/24)
Passes Defensed - **1 (11 times, last vs. Seattle 11/23/25)**

Playoff Single-Game Highs

Tackles - 3 at Tennessee (1/10/21)
Quarterback Pressures - 2 at Tennessee (1/10/21)

52 JAMES WILLIAMS SR.

LINEBACKER • 6'4" • 232 LBS
COLLEGE: MIAMI (FLA.) • ACQUIRED: 7TH ROUND - 2024
NFL EXPERIENCE (NFL/TITANS): 2/2 • HOMETOWN: FORT LAUDERDALE, FLA.
GAMES PLAYED/GAMES STARTED: 26/1 (PLAYOFFS: 0/0)

PRO: The Titans selected James Williams Sr. in the seventh round of the 2024 NFL Draft. The 6-foot-4-inch, 232-pounder is a versatile athlete that is known for his speed, aggression and hard-hitting ability. The University of Miami (Fla.) product saw action in 33 games as a safety for the Hurricanes and amassed 162 tackles with four interceptions. As a rookie, Williams played in 13 games, primarily on special teams. He also showcased his ability as a linebacker, logging one start at the position in his first season. His seven special teams tackles were good for fourth among Titans in 2024.

TITANS TIDBITS:
• Prior to his rookie season, welcomed his first child, James Jr.
• Williams played against fellow 2024 Titans draftee Jarvis Brownlee Jr. since they were both young—from pee wee ball through high school and college. Williams and Brownlee's teams faced off in college when Miami traveld to Florida State in 2021.
• Williams' hidden talent is writing poetry.

CAREER TRANSACTIONS:
• The Fort Lauderdale, Fla., native was selected by the Titans in the seventh round (242nd overall) of the 2024 NFL Draft.

SEASON RECAPS:
2025 (13/0): Tied for fourth on the team with six special teams tackles. Has tied for the team lead in special teams tackles twice in 2025 (at ARZ, at LV).
• At Denver (9/7), saw action as a reserve on special teams.
• Against L.A. Rams (9/14), played as a reserve on special teams.
• Against Indianapolis (9/21), was inactive.
• At Houston (9/28), saw action as a reserve on special teams.
• At Arizona (10/5), tied for the team lead with two special teams tackles.
• At Las Vegas (10/12), collected a special teams tackle on coverage units.
• Against New England (10/19), played as a reserve on special teams.
• At Indianapolis (10/26), saw action as a reserve on special teams.
• Against L.A. Chargers (11/2), played as a reserve on special teams.
• Against Houston (11/16), saw action as a reserve on special teams.
• Against Seattle (11/23), posted a special teams stop on coverage units.
• Against Jacksonville (11/30), played as a reserve on special teams.
• At Cleveland (12/7), amassed two special teams tackles and a blocked punt. Blocked a Corey Bojorquez punt in the fourth quarter and the loose ball was recovered by Mike Brown with a seven-yard return. It was the first time the Titans blocked a punt since Tim Shaw recorded one against the Pittsburgh Steelers on Oct. 11, 2012.
• At San Francisco (12/14), played as a reserve at linebacker after Cedric Gray left the game with an injury in the fourth quarter and posted four tackles, including a stop for loss. Stuffed Christian McCaffrey for no gain on a rush in the fourth quarter. Teamed with Arden Key to stuff Brian Robinson Jr. for a one-yard loss on a rush in the final stanza.

2024 (13/1): Played in 13 games with a start at linebacker as a rookie and posted 19 tackles. Tied for fourth on the team with seven special teams tackles. Was inactive for four contests. Led or tied for the team lead in special teams tackles four times in 2024 (vs. NE, vs. MIN, at WAS, vs. CIN). Made his NFL debut at Chicago (9/8/24).
• At Chicago (9/8), saw action as a reserve on special teams in his first career NFL contest.
• At Washington (12/1), led the team with three special teams tackles on coverage units.
• Against Cincinnati (12/15), saw significant action as a reserve at linebacker and tied for second on the team with seven tackles. Tied for the team lead with a special teams tackle on coverage units.
• At Indianapolis (12/22), played as a reserve at linebacker and collected six tackles.
• Against Houston (1/5), made his first career start at linebacker and recorded six tackles.

COLLEGE:
• Played in 33 games with 29 starts in three seasons at the University of Miami (Fla.) and recorded 162 tackles, four interceptions, 17 passes defensed, three forced fumbles and three fumble recoveries. Announced his intentions to forego his final year of eligibility and enter NFL Draft at conclusion of 2023 regular season.
• As a junior (2023), started all 12 games of the regular season and ranked second on team with 73 tackles. Added an interception, two forced fumbles, five passes defensed and a fumble recovery.
• As a sophomore (2022), played in 11 games with 10 starts at safety and ranked second on team with 58 total tackles, including a tackle for loss, an interception and seven passes defensed, which ranked among team leaders. Added two fumble recoveries and one forced fumble.
• As a true freshman (2021), saw action in 10 games and made seven starts while earning All-ACC honorable mention recognition. Collected 31 tackles and a half tackle for loss while leading the Hurricanes with two interceptions. Missed final two games of season due to injury.
• Majored in sports administration at the University of Miami (Fla.).

PERSONAL:
• Attended Plantation American Heritage (Fla.) High School as a senior and was a five-star prospect by 247Sports and Rivals. Listed as the No. 19 overall player in the Rivals Top 250 and was ranked the No. 1 safety nationally and the No. 4 player in Florida by Rivals. Was selected to the Under Armour All-America Game and U.S. Army All-American Bowl.
• As a junior at Western High School, recorded 62 tackles, 2.5 tackles for loss, a sack, six interceptions, four passes defended, five forced fumbles, a fumble recovery and an interception returned for a touchdown.
• Also played on the basketball team.
• Son of Maria Gibson.
• Follow Williams on Instagram, X and TikTok at @begreat_20.
• Born James Williams on Feb. 15, 2003 in Opa Locka, Fla.

JAMES WILLIAMS SR.'S GAME-BY-GAME

2024 Tennessee Titans

Date	Opp	W/L	P/S	Tot	Solo	Asst	Sk	- Yds	QBP	TFL	Int	- Yds	-TD	PD	FF	FR	- Yds	SpT
Sept 8	@ Chi	L	p	0	0	0	0.0	0.0	0	0	0	0	0	0	0	0	0	0
Sept 15	NYJ	L	IA															
Sept 22	GB	L	IA															
Sept 30	@ Mia	W	IA															
Oct 13	Ind	L	IA															
Oct 20	@ Buf	L	p	0	0	0	0.0	0.0	0	0	0	0	0	0	0	0	0	0
Oct 27	@ Det	L	p	0	0	0	0.0	0.0	0	0	0	0	0	0	0	0	0	0
Nov 3	NE	W	p	0	0	0	0.0	0.0	0	0	0	0	0	0	0	0	0	1
Nov 10	@ LAC	L	p	0	0	0	0.0	0.0	0	0	0	0	0	0	0	0	0	0
Nov 17	Min	L	p	0	0	0	0.0	0.0	0	0	0	0	0	0	0	0	0	1
Nov 24	@ HST	W	p	0	0	0	0.0	0.0	0	0	0	0	0	0	0	0	0	1
Dec 1	@ Was	L	p	0	0	0	0.0	0.0	0	0	0	0	0	0	0	0	0	3
Dec 8	Jax	L	p	0	0	0	0.0	0.0	0	0	0	0	0	0	0	0	0	0
Dec 15	Cin	L	p	7	6	1	0.0	0.0	0	0	0	0	0	0	0	0	0	1
Dec 22	@ Ind	L	p	6	4	2	0.0	0.0	0	0	0	0	0	0	0	0	0	0
Dec 29	@ Jax	L	p	0	0	0	0.0	0.0	0	0	0	0	0	0	0	0	0	0
Jan 5	HST	L	S	6	3	3	0.0	0.0	0	0	0	0	0	0	0	0	0	0
Totals		**3-14**	**13/1**	**19**	**13**	**6**	**0.0**	**0.0**	**0**	**0**	**0**	**0**	**0**	**0**	**0**	**0**	**0**	**7**

2025 Tennessee Titans

Date	Opp	W/L	P/S	Tot	Solo	Asst	Sk	- Yds	QBP	TFL	Int	- Yds	-TD	PD	FF	FR	- Yds	SpT
Sept 7	@ Den	L	p	0	0	0	0.0	0.0	0	0	0	0	0	0	0	0	0	0
Sept 14	LAR	L	p	0	0	0	0.0	0.0	0	0	0	0	0	0	0	0	0	0
Sept 21	Ind	L	IA															
Sept 28	@ Hst	L	p	0	0	0	0.0	0.0	0	0	0	0	0	0	0	0	0	0
Oct 5	@ Ari	W	p	0	0	0	0.0	0.0	0	0	0	0	0	0	0	0	0	2
Oct 12	@ LV	L	p	0	0	0	0.0	0.0	0	0	0	0	0	0	0	0	0	1
Oct 19	NE	L	p	0	0	0	0.0	0.0	0	0	0	0	0	0	0	0	0	0
Oct 26	@ Ind	L	p	0	0	0	0.0	0.0	0	0	0	0	0	0	0	0	0	0
Nov 2	LAC	L	p	0	0	0	0.0	0.0	0	0	0	0	0	0	0	0	0	0
Nov 16	Hst	L	p	0	0	0	0.0	0.0	0	0	0	0	0	0	0	0	0	0
Nov 23	Sea	L	p	0	0	0	0.0	0.0	0	0	0	0	0	0	0	0	0	1
Nov 30	Jax	L	p	0	0	0	0.0	0.0	0	0	0	0	0	0	0	0	0	0
Dec 7	@ Cle	W	p	0	0	0	0.0	0.0	0	0	0	0	0	0	0	0	0	2
Dec 14	@ SF	L	p	4	4	0	0.0	0.0	0	1	0	0	0	0	0	0	0	0
Dec 21	KC																	
Dec 28	NO																	
Jan 3/4	@ Jax																	
Totals		**2-12**	**13/0**	**4**	**4**	**0**	**0.0**	**0.0**	**0**	**1**	**0**	**0**	**0**	**0**	**0**	**0**	**0**	**6**

JAMES WILLIAMS SR.'S NFL STATISTICS

REGULAR SEASON				TACKLES							INTERCEPTIONS					FUMBLES			
Year	**Team**	**GP**	**GS**	**Tot**	**Solo**	**Asst**	**Sk**	**Yds**	**QBP**	**TFL**	**No**	**Yds**	**Lg**	**TD**	**PD**	**FF**	**FR**	**Yds**	**SpT**
2024	Tennessee	13	1	19	13	6	0.0	0.0	0	0	0	0	0	0	0	0	0	0	7
2025	Tennessee	13	0	4	4	0	0.0	0.0	0	1	0	0	0	0	0	0	0	0	6
NFL Totals		**26**	**1**	**23**	**17**	**6**	**0.0**	**0.0**	**0**	**1**	**0**	**0**	**0**	**0**	**0**	**0**	**0**	**0**	**13**

Single-Game Highs

Tackles - 7 vs. Cincinnati (12/15/24)
Tackles For Loss - **1 at San Francisco (12/14/25)**
Special Teams Tackles - 3 at Washington (12/1/24)

Additional Career Statistics

Special Teams Fumble Recovery - 1 (2024)

23 KEVIN WINSTON JR.

SAFETY • 6'2" • 213 LBS
COLLEGE: PENN STATE • ACQUIRED: 3RD ROUND - 2025
NFL EXPERIENCE (NFL/TITANS): ROOKIE • HOMETOWN: COLUMBIA, MD.
GAMES PLAYED/GAMES STARTED: 10/6 (PLAYOFFS: 0/0)

PRO: The Titans selected Kevin Winston Jr. in the third round of the 2025 NFL Draft. The 6-foot-2-inch, 213-pounder is an athletic defensive back that prides himself on his physical play style and unmatched work ethic. Winston enters the NFL after playing three seasons at Penn State and amassing 90 tackles, an interception, 3.5 stops for loss, a forced fumble and five passes defensed.

TITANS TIDBITS:
• Winston Jr. went to high school with both of former Titans safety Kevin Byard's younger brothers. It's also the same high school that Titans defensive coordinator Dennard Wilson attended.

CAREER TRANSACTIONS:
• The Cheverly, Md., native was selected by the Titans in the third round (82nd overall) of the 2025 NFL Draft.

SEASON RECAPS:
2025 (10/6): Has led the team in tackles once in 2025 (vs. SEA). Has tied for the team lead in sacks once in 2025 (vs. JAX). Has tied for the team lead in special teams tackles once in 2025 (vs. NE). Made his NFL debut at Arizona (10/5).
• At Denver (9/7), was inactive.
• Against L.A. Rams (9/14), was inactive.
• Against Indianapolis (9/21), was inactive.
• At Houston (9/28), was inactive.
• At Arizona (10/5), saw action on special teams in his first career NFL contest.
• At Las Vegas (10/12), played as a reserve on special teams.
• Against New England (10/19), saw action as a reserve at safety and recorded a quarterback pressure. Posted a special teams tackle on coverage units.
• At Indianapolis (10/26), played as a reserve at safety and tallied a tackle. Stuffed Tyler Goodson for no gain on a rush up the middle late in the fourth quarter.
• Against L.A. Chargers (11/2), made his first career NFL start at safety and posted two tackles with a quarterback pressure.
• Against Houston (11/16), started at safety and collected five tackles with a quarterback pressure. Posted a special teams stop on coverage units. Stuffed Woody Marks for no gain on a rush off left guard early in the fourth quarter.
• Against Seattle (11/23), started at safety and led the team with 10 tackles, including a stop for loss. His 10 stops were the most tackles in a game by a Titans rookie safety since the start of the 2000 season. Stonewalled Kenneth Walker III for a four-yard loss on a rush up the middle in the second quarter.
• Against Jacksonville (11/30), started at safety and registered eight tackles, including his first career sack and a quarterback pressure. His 18 total tackles from Week 12 to Week 13 were the most by a Titans rookie safety over any two-game span since the beginning of the 2000 season. Dropped Trevor Lawrence for a 10-yard sack early in the first quarter.
• At Cleveland (12/7), started at safety and amassed five tackles, including two stops for loss, two passes defensed and a quarterback pressure. Teamed with Arden Key to stonewall Quinshon Judkins for a four-yard loss on a rush in the opening quarter. Combined with Sebastian Joseph-Day to stuff Judkins for a one-yard loss on a first-and-goal rush late in the first stanza. Broke up a pass intended for Isaiah Bond in the fourth quarter. Defended a pass intended for Dylan Sampson in the red zone late in the fourth quarter.
• At San Francisco (12/14), started at safety and posted a tackle before leaving the game with an injury early in the first quarter.

COLLEGE:
• Played in 28 games with 15 starts over parts of three seasons at Penn State (2022-24) and recorded 90 total tackles, an interception, 3.5 stops for loss, a forced fumble and five passes defensed. Only played in three contests as a junior after suffering a season-ending injury.

AS A JUNIOR (2024), played in three games with two starts and amassed 13 tackles with a forced fumble before suffering a season-ending injury.
• At West Virginia (8/31), tallied a season-best 12 tackles with a forced fumble.

AS A SOPHOMORE (2023), started all 13 games at safety and posted a team-high 61 tackles, 2.5 tackles for loss, two fumble recoveries, an interception and five pass breakups.
• Against West Virginia (9/2), made three tackles in first career start.
• Against Michigan (11/11), posted a career-high 12 tackles to go along with a half stop for loss.
• Against Rutgers (11/18), registered six tackles and an interception which was the first of his career.
• At Michigan State (11/24), notched a career-best two pass breakups to go along with four tackles, including a stop for loss.

AS A TRUE FRESHMAN (2022), appeared in 12 games and collected 16 tackles with a stop for loss.
• At Indiana (11/5), notched three solo tackles.
• At Rutgers (11/19), posted three solo stops, including his first career tackle for loss.
• Majored in communications at Penn State.

PERSONAL:
• Attended DeMatha (Hyattsville, Md.) Catholic High School and was a four-year letterwinner, two-time team captain and two-time team MVP.
• As a senior (2021), named the All-Met State Defensive Player of the Year and a first-team All-WCAC selection. Tallied 50 tackles, three interceptions, 10 pass breakups and a fumble recovery for a touchdown. Added two field goal blocks and five touchdowns.
• Rated a four-star prospect by 247Sports, On3 and Rivals.
• Also ran track in high school.
• Son of Kevin and Natasha Winston. Has a sister, Khloe.
• His father, Kevin, played football at James Madison University for four seasons.
• Follow Winston Jr. on Instagram at @kevinwinstonjr and on X at @kevinwinstonjr1.
• Born Kevin Dwayne Winston Jr. on Dec. 2, 2003 in Cheverly, Md.

KEVIN WINSTON JR.'S COLLEGE STATISTICS

REGULAR SEASON				TACKLES						INTERCEPTIONS					FUMBLES		
Year	Team	GP	GS	Tot	Solo	Asst	Sk	Yds	TFL	No	Yds	Lg	TD	PD	FF	FR	Yds
2022	Penn State	12	0	16	11	5	0.0	0.0	1.0	0	0	0	0	0	0	0	0
2023	Penn State	13	13	61	34	27	0.0	0.0	2.5	1	0	0	0	5	0	2	1
2024	Penn State	3	2	13	8	5	0.0	0.0	0.0	0	0	0	0	0	1	0	0
Totals		**28**	**15**	**90**	**53**	**37**	**0.0**	**0.0**	**3.5**	**1**	**0**	**0**	**0**	**5**	**1**	**2**	**1**

Single-Game Highs

Tackles - 12 (Twice, last at West Virginia 8/31/24)
Interceptions - 1 vs. Rutgers (11/18/23)
Passes Defensed - 2 vs. Michigan State (11/24/23)
Forced Fumbles - 1 at West Virginia (8/31/24)
Fumble Recovery - 1 (Twice, last vs. Indiana 10/28/23)

KEVIN WINSTON JR.'S GAME-BY-GAME

2025 Tennessee Titans

Date	Opp	W/L	P/S	Tot	Solo	Asst	Sk	- Yds	QBP	TFL	Int	- Yds	-TD	PD	FF	FR	- Yds	SpT
Sept 7	@ Den	L	IA															
Sept 14	LAR	L	IA															
Sept 21	Ind	L	IA															
Sept 28	@ Hst	L	IA															
Oct 5	@ Ari	W	p	0	0	0	0.0	0.0	0	0	0	0	0	0	0	0	0	0
Oct 12	@ LV	L	p	0	0	0	0.0	0.0	0	0	0	0	0	0	0	0	0	0
Oct 19	NE	L	p	0	0	0	0.0	0.0	1	0	0	0	0	0	0	0	0	1
Oct 26	@ Ind	L	p	1	1	0	0.0	0.0	0	0	0	0	0	0	0	0	0	0
Nov 2	LAC	L	S	2	1	1	0.0	0.0	1	0	0	0	0	0	0	0	0	0
Nov 16	Hst	L	S	5	2	3	0.0	0.0	1	0	0	0	0	0	0	0	0	1
Nov 23	Sea	L	S	10	6	4	0.0	0.0	0	1	0	0	0	0	0	0	0	0
Nov 30	Jax	L	S	8	5	3	1.0	10.0	1	1	0	0	0	0	0	0	0	0
Dec 7	@ Cle	W	S	5	4	1	0.0	0.0	1	2	0	0	0	2	0	0	0	0
Dec 14	@ SF	L	S	1	1	0	0.0	0.0	0	0	0	0	0	0	0	0	0	0
Dec 21	KC																	
Dec 28	NO																	
Jan 3/4	@ Jax																	
Totals		**2-12**	**10/6**	**32**	**20**	**12**	**1.0**	**10.0**	**5**	**4**	**0**	**0**	**0**	**2**	**0**	**0**	**0**	**2**

KEVIN WINSTON JR.'S NFL STATISTICS

REGULAR SEASON				TACKLES							INTERCEPTIONS					FUMBLES			
Year	Team	GP	GS	Tot	Solo	Asst	Sk	Yds	QBP	TFL	No	Yds	Lg	TD	PD	FF	FR	Yds	SpT
2025	Tennessee	10	6	32	20	12	1.0	10.0	5	4	0	0	0	0	2	0	0	0	2
NFL Totals		**10**	**6**	**32**	**20**	**12**	**1.0**	**10.0**	**5**	**4**	**0**	**0**	**0**	**0**	**2**	**0**	**0**	**0**	**2**

Single-Game Highs

Tackles - **10 vs. Seattle (11/23/25)**
Sacks - **1 vs. Jacksonville (11/30/25)**
Quarterback Pressures - **1 (Five times, last at Cleveland (12/7/25)**
Tackles For Loss - **2 at Cleveland (12/7/25)**
Passes Defensed - **2 at Cleveland (12/7/25)**
Special Teams Tackles - **1 (Twice, last vs. Houston 11/16/25)**

25 XAVIER WOODS

SAFETY • 5'11" • 200 LBS
COLLEGE: LOUISIANA TECH • ACQUIRED: UNRESTRICTED FREE AGENT (CAR) - 2025
NFL EXPERIENCE (NFL/TITANS): 9/1 • HOMETOWN: WEST MONROE, LA.
GAMES PLAYED/GAMES STARTED: 134/121 (PLAYOFFS: 2/2)

PRO: The Titans signed Xavier Woods in the 2025 offseason to bring experience and a versatile veteran presence to the defensive backfield. Prior to his arrival in Tennessee, the 5-foot-11-inch, 200-pounder played in 123 games with 111 starts and tallied 616 tackles, 13 interceptions and 47 passes defensed over eight seasons. The Louisiana Tech product spent the last three years with the Carolina Panthers.

CAREER HIGHLIGHTS:
• In 2024, Woods started all 17 games and led the league in defensive snaps played with 1,152. He set career-highs with 119 tackles and tied his career-high with three interceptions.
• Since entering the league in 2017, Woods is one of eight players to have at least 600 tackles, 10 interceptions and five forced fumbles.

TITANS TIDBITS:
• Woods grew up a Titans fan. The first football game he ever remembers watching was Super Bowl XXXIV. Steve McNair was his favorite NFL player.
• Woods was college teammates with Titans cornerback L'Jarius Sneed. The two overlapped for one year when Woods was a senior and Sneed a freshman.
• Woods' oldest daughter, Dallas, has autism. Last year, Woods partnered with Best Buddies to meet other parents of children with developmental and intellectual disabilities for a holiday event. Parents and their children were immersed in arcade games, basketball and bowling. Woods has said he understands the struggles of families with special needs children and feels "blessed to be in the position that I'm in to give back to others in our circumstance."

CAREER TRANSACTIONS:
• The West Monroe, La., native was selected by the Dallas Cowboys in the sixth round (191st overall) of the 2017 NFL Draft.
• Signed by the Minnesota Vikings as an unrestricted free agent on March 30, 2021.
• Signed by the Carolina Panthers as an unrestricted free agent on March 16, 2022.
• Signed by the Titans as an unrestricted free agent on March 14, 2025.

SEASON RECAPS:
2025 (11/10 - Tennessee): Has tied for the team lead in tackles once in 2025 (vs. IND). Has tied for the team lead in passes defensed once in 2025 (at DEN). Has tied for the team lead in sacks once in 2025 (vs. NE).
• At Denver (9/7), made his Titans debut as a starter at safety and tallied two tackles with an interception. Intercepted a Bo Nix pass intended for Troy Franklin and returned it 16 yards to the Broncos' 26-yard line early in the third quarter.
• Against L.A. Rams (9/14), started at safety and posted six tackles.
• Against Indianapolis (9/21), started at safety and tied for the team lead with six tackles with a pass defensed. Halted a Colts' drive by breaking up a third-and-eight pass intended for Josh Downs in the second quarter.
• At Houston (9/28), started at safety and collected four tackles.
• At Arizona (10/5), started at safety and registered two tackles.
• At Las Vegas (10/12), started at safety and totaled six tackles with a quarterback pressure.
• Against New England (10/19), started at safety and recorded four tackles, including a sack and a quarterback pressure. Registered a sack of Drake Maye in the first quarter.
• At Indianapolis (10/26), started at safety and tallied four tackles before leaving the game in the third quarter with an injury.
• Against L.A. Chargers (11/2), was inactive.
• Against Houston (11/16), was inactive.
• Against Seattle (11/23), was inactive.
• Against Jacksonville (11/30), returned to the lineup as a starter at safety and registered two tackles. Became the sixth player from Louisiana Tech to start 120 NFL games.
• At Cleveland (12/7), started at safety and amassed three tackles with an interception. Intercepted a Shedeur Sanders pass intended for Gage Larvadain and returned it 35 yards to the Browns' 38-yard line which set up a Titans' touchdown drive.
• At San Francisco (12/14), played as a reserve at safety before leaving the game in the first quarter with an injury.

2024 (17/17 - Carolina): Started all 17 games and led the NFL in total snaps played at 1,218. Set a career-high in tackles with 119 and tied his career-high with three interceptions. Added six passes defensed and two tackles for loss.
• Against Cincinnati (9/29), had 10 tackles and one interception.
• Against N.Y. Giants (11/10), recorded eight tackles and his second interception of the season in the overtime win.
• Against Tampa Bay (12/1), tallied seven tackles and his third interception on the season, tying his career-high.
• At Tampa Bay (12/29), had a career-high 12 tackles.

2023 (14/14 - Carolina): Started 14 games at safety and recorded 61 tackles, two interceptions, four stops for loss, seven passes defensed and one fumble recovery. Was inactive for three games.
• Against New Orleans (9/18), tallied eight tackles and two passes defensed.
• Against Houston (10/29), had eight tackles and one fumble recovery.
• At Tampa Bay (12/3), recorded three tackles and one interception.
• Against Atlanta (12/17), had three tackles and his second interception of the season and the 10th of his career after picking off Desmond Ridder in the fourth quarter. His red zone interception at Carolina's five-yard line set up the game-winning drive.

2022 (15/15 - Carolina): Started 15 games at safety and registered 86 tackles, two fumble recoveries and six passes defensed.
• Against Cleveland (9/11), tallied 10 tackles and a pass defensed in his Panthers debut.
• At N.Y. Giants (9/18), posted a then career-high 11 tackles.
• At Tampa Bay (1/1), had seven tackles and one forced fumble.

2021 (17/17 - Minnesota): Started all 17 games at safety and recorded 107 tackles, one sack, two forced fumbles and a career-high 10 passes defensed with three interceptions.
• At Arizona (9/19), had four tackles and an interception.
• Against Cleveland (10/3), tied a then career-high with 11 tackles.
• At Carolina (10/17), recorded five tackles, one forced fumble and a pass defensed.
• Against Dallas (10/31), tallied eight tackles, his first career sack, a forced fumble and his second interception of the season.
• Against Pittsburgh (12/9), recorded seven tackles, including a stop for loss and one pass defensed.
• Against L.A. Rams (12/26), had eight tackles and his third interception setting a new career-high for a season.

2020 (15/15 - Dallas): Started in 15 games at safety and tallied 72 tackles, two stops for loss and one pass defensed. Was inactive for one game.
• At L.A. Rams (9/13), had nine tackles.
• Against Washington (11/26), recorded 10 tackles and one pass defensed.

2019 (15/15 - Dallas): Started 15 games at safety and totaled 75 tackles, two interceptions, one tackle for loss, two forced fumbles, one fumble recovery and five passes defensed. Added two special teams tackles. Did not play in one game.
• Against N.Y. Giants (9/8), tallied a then career-high 11 tackles in the season opener. Added a forced fumble.
• Against Philadelphia (10/20), had one tackle and one interception.
• At N.Y. Giants (11/4), tallied three tackles, an interception and a forced fumble.
• Against Minnesota (11/01), recorded seven tackles and a pass defensed.

2018 (14/14, 2/2 - Dallas): Started in 14 games at safety and totaled 56 tackles, two interceptions, nine passes defensed and one fumble recovery.
• At Houston (10/7), had five tackles and an interception he returned 15 yards.
• At Philadelphia (11/11), recorded three tackles and a career-high three passes defensed.
• Against Washington (11/22), tallied five tackles and his second interception on the season. Tied his career-high with three passes defensed.
• Against New Orleans (11/29), had two tackles and a fumble recovery.
• At L.A. Rams (1/12), totaled eight tackles in the divisional round match up.

2017 (16/4 - Dallas): Played in 16 games with four starts as a rookie. Recorded 40 tackles, one interception, a stop for loss, one fumble recovery and a pass defensed. Made his NFL debut against N.Y. Giants (9/10).
• At Arizona (9/25), tallied three tackles and a pass defensed.
• At Atlanta (11/12), recorded four tackles and his first career interception.

COLLEGE:
• Played four seasons at Louisiana Tech (2013-16). Finished third in school history with 14 career interceptions to go with a school-best 325 interception return yards. Named All-Conference USA three times (2014-16).
• As a senior (2016), started in all 14 games and recorded 89 tackles, 6.5 tackles for loss, five interceptions, three sacks and six passes defensed. Named first-team All-Conference USA.
• As a junior (2015), registered 56 tackles and three interceptions.
• As a sophomore (2014), ranked second on the team with 71 tackles to go along with 3.5 tackles for loss, seven passes defensed and a blocked kick. Set a school record with 230 interception return yards on a team-high six interceptions including two for touchdowns.
• As a freshman (2013), played in all 12 games with 10 starts and recorded 61 tackles.
• Graduated with a degree in business marketing from Louisiana Tech.

PERSONAL:
• Attended West Monroe (La.) High School. Was named an all-state, all-Northeast Louisiana and all-district honoree.
• Led his team to a state championship his junior year. Returned two punts for 60 yards and returned one kickoff for four yards his senior year while catching seven passes for 233 yards and two touchdowns and making 43 tackles and five interceptions on the season.
• Woods and his wife, Destiny, are proud parents of four children, three daughters, and one son.
• Follow Woods on Instagram at @xwoods7 and on X at @its_hollyWOODS.
• Born Xavier Woods on July 26, 1995 in West Monroe, La.

XAVIER WOODS' GAME-BY-GAME

2017 Dallas Cowboys

Date	Opp	W/L	P/S	Tot	Solo	Asst	Sk	- Yds	QBP	TFL	Int	- Yds	-TD	PD	FF	FR	- Yds	SpT
Sept 10	NYG	W	p	0	0	0	0.0	0.0	0	0	0	0	0	0	0	0	0	0
Sept 17	@ Den	L	p	0	0	0	0.0	0.0	0	0	0	0	0	0	0	0	0	0
Sept 25	@ Ari	W	p	3	3	0	0.0	0.0	0	0	0	0	0	1	0	0	0	0
Oct 1	LAR	L	p	2	2	0	0.0	0.0	0	0	0	0	0	0	0	0	0	0
Oct 8	GB	L	p	1	1	0	0.0	0.0	0	0	0	0	0	0	0	0	0	0
Oct 22	@ SF	W	p	0	0	0	0.0	0.0	0	0	0	0	0	0	0	1	0	1
Oct 29	@ Was	W	p	4	3	1	0.0	0.0	0	0	0	0	0	0	0	0	0	1
Nov 5	KC	W	p	2	2	0	0.0	0.0	0	0	0	0	0	1	0	0	0	0
Nov 12	@ Atl	L	p	4	2	2	0.0	0.0	0	0	1	7	0	1	0	0	0	0
Nov 19	Phi	L	S	5	4	1	0.0	0.0	0	0	0	0	0	0	0	0	0	0
Nov 23	LAC	L	p	4	4	0	0.0	0.0	0	0	0	0	0	0	0	0	0	0
Nov 30	Was	W	S	3	1	2	0.0	0.0	0	0	0	0	0	0	0	0	0	0
Dec 10	@ NYG	W	S	4	3	1	0.0	0.0	0	1	0	0	0	0	0	0	0	0
Dec 17	@ Oak	W	p	4	3	1	0.0	0.0	0	0	0	0	0	0	0	0	0	0
Dec 24	Sea	L	S	2	1	1	0.0	0.0	0	0	0	0	0	0	0	0	0	0
Dec 31	@ Phi	W	p	2	2	0	0.0	0.0	0	0	0	0	0	0	0	0	0	0
Totals		**9-7**	**16/4**	**40**	**31**	**9**	**0.0**	**0.0**	**0**	**1**	**1**	**7**	**0**	**3**	**0**	**1**	**0**	**2**

2018 Dallas Cowboys

Date	Opp	W/L	P/S	Tot	Solo	Asst	Sk	- Yds	QBP	TFL	Int	- Yds	-TD	PD	FF	FR	- Yds	SpT
Sept 9	@ Car	L	DNP															
Sept 16	NYG	W	DNP															
Sept 23	@ Sea	L	S	2	0	2	0.0	0.0	0	0	0	0	0	0	0	0	0	0
Sept 30	Det	W	S	3	2	1	0.0	0.0	0	0	0	0	0	0	0	0	0	0
Oct 7	@ Hst	L	S	5	4	1	0.0	0.0	0	0	1	15	0	1	0	0	0	0
Oct 14	Jax	W	S	1	0	1	0.0	0.0	0	0	0	0	0	0	0	0	0	0
Oct 21	@ Was	L	S	2	2	0	0.0	0.0	0	0	0	0	0	0	0	0	0	0
Nov 5	Ten	L	S	7	4	3	0.0	0.0	0	0	0	0	0	0	0	0	0	0
Nov 11	@ Phi	W	S	3	3	0	0.0	0.0	0	0	0	0	0	3	0	0	0	0
Nov 18	@ Atl	W	S	9	7	2	0.0	0.0	0	0	0	0	0	0	0	0	0	0
Nov 22	Was	W	S	5	4	1	0.0	0.0	0	0	1	0	0	3	0	0	0	0
Nov 29	NO	W	S	2	2	0	0.0	0.0	0	0	0	0	0	0	1	0	0	0
Dec 9	Phi	W	S	3	2	1	0.0	0.0	0	0	0	0	0	0	0	0	0	0
Dec 16	@ Ind	L	S	5	3	2	0.0	0.0	0	0	0	0	0	1	0	0	0	0
Dec 23	TB	W	S	6	3	3	0.0	0.0	0	0	0	0	0	1	0	0	0	0
Dec 30	@ NYG	W	S	3	3	0	0.0	0.0	0	0	0	0	0	0	0	0	0	0
Totals		**10-6**	**14/14**	**56**	**39**	**17**	**0.0**	**0.0**	**0**	**0**	**2**	**15**	**0**	**9**	**1**	**0**	**0**	**0**
Playoffs																		
Jan 5	Sea	W	S	2	2	0	0.0	0.0	0	0	0	0	0	0	0	0	0	0
Jan 12	@ LAR	L	S	8	5	3	0.0	0.0	0	0	0	0	0	0	0	0	0	0
Totals		**1-1**	**2/2**	**10**	**7**	**3**	**0.0**	**0.0**	**0**	**0**	**0**	**0**	**0**	**0**	**0**	**0**	**0**	**0**

XAVIER WOODS' GAME-BY-GAME CONT.

2019 Dallas Cowboys

Date	Opp	W/L	P/S	Tot	Solo	Asst	Sk	- Yds	QBP	TFL	Int	- Yds	-TD	PD	FF	FR	- Yds	SpT
Sept 8	NYG	W	S	11	9	2	0.0	0.0	0	0	0	0	0	0	1	0	0	0
Sept 15	@ Was	W	S	6	4	2	0.0	0.0	0	0	0	0	0	0	0	0	0	0
Sept 22	Mia	W	DNP															
Sept 29	@ NO	L	S	5	4	1	0.0	0.0	0	0	0	0	0	0	0	0	0	0
Oct 6	GB	L	S	7	5	2	0.0	0.0	0	0	0	0	0	0	0	0	0	0
Oct 13	@ NYJ	L	S	9	5	4	0.0	0.0	0	0	0	0	0	0	0	0	0	1
Oct 20	Phi	W	S	1	1	0	0.0	0.0	0	0	1	9	0	1	0	0	0	0
Nov 4	@ NYG	W	S	3	3	0	0.0	0.0	0	0	1	29	0	1	1	0	0	1
Nov 10	Min	L	S	7	3	4	0.0	0.0	0	0	0	0	0	1	0	0	0	0
Nov 17	@ Det	W	S	3	2	1	0.0	0.0	0	0	0	0	0	0	0	0	0	0
Nov 24	@ NE	L	S	3	0	3	0.0	0.0	0	0	0	0	0	0	0	0	0	0
Nov 28	Buf	L	S	4	3	1	0.0	0.0	0	0	0	0	0	1	0	0	0	0
Dec 5	@ Chi	L	S	3	3	0	0.0	0.0	0	0	0	0	0	0	0	0	0	0
Dec 15	LAR	W	S	3	3	0	0.0	0.0	0	0	0	0	0	0	0	0	0	0
Dec 22	@ Phi	L	S	8	6	2	0.0	0.0	0	1	0	0	0	1	0	0	0	0
Dec 29	Was	W	S	2	0	2	0.0	0.0	0	0	0	0	0	0	0	1	9	0
Totals		**8-8**	**15/15**	**75**	**51**	**24**	**0.0**	**0.0**	**0**	**1**	**2**	**38**	**0**	**5**	**2**	**1**	**9**	**0**

2020 Dallas Cowboys

Date	Opp	W/L	P/S	Tot	Solo	Asst	Sk	- Yds	QBP	TFL	Int	- Yds	-TD	PD	FF	FR	- Yds	SpT
Sept 13	@ LAR	L	S	9	6	3	0.0	0.0	0	0	0	0	0	0	0	0	0	0
Sept 20	Atl	W	S	6	4	2	0.0	0.0	0	1	0	0	0	0	0	0	0	0
Sept 27	@ Sea	L	S	5	3	2	0.0	0.0	0	0	0	0	0	0	0	0	0	0
Oct 4	Cle	L	S	7	3	4	0.0	0.0	0	0	0	0	0	0	0	0	0	0
Oct 11	NYG	W	S	5	5	0	0.0	0.0	0	0	0	0	0	0	0	0	0	0
Oct 19	Ari	L	S	3	3	0	0.0	0.0	1	0	0	0	0	0	0	0	0	0
Oct 25	@ Was	L	S	2	1	1	0.0	0.0	0	0	0	0	0	0	0	0	0	0
Nov 1	@ Phi	L	S	3	1	2	0.0	0.0	1	0	0	0	0	0	0	0	0	0
Nov 8	Pit	L	S	6	4	2	0.0	0.0	0	0	0	0	0	0	0	0	0	0
Nov 22	@ Min	W	S	1	1	0	0.0	0.0	0	0	0	0	0	0	0	0	0	0
Nov 26	Was	L	S	10	6	4	0.0	0.0	0	0	0	0	0	1	0	0	0	0
Dec 8	@ Bal	L	S	4	3	1	0.0	0.0	0	0	0	0	0	0	0	0	0	0
Dec 13	@ Cin	W	S	6	4	2	0.0	0.0	0	0	0	0	0	0	0	0	0	0
Dec 20	SF	W	S	2	1	1	0.0	0.0	0	0	0	0	0	0	0	0	0	0
Dec 27	Phi	W	IA															
Jan 3	@ NYG	L	S	3	3	0	0.0	0.0	0	1	0	0	0	0	0	0	0	0
Totals		**6-10**	**15/15**	**72**	**48**	**24**	**0.0**	**0.0**	**2**	**2**	**0**	**0**	**0**	**1**	**0**	**0**	**0**	**0**

2021 Minnesota Vikings

Date	Opp	W/L	P/S	Tot	Solo	Asst	Sk	- Yds	QBP	TFL	Int	- Yds	-TD	PD	FF	FR	- Yds	SpT
Sept 12	@ Cin	L	S	5	4	1	0.0	0.0	0	0	0	0	0	1	0	0	0	0
Sept 19	@ Ari	L	S	4	3	1	0.0	0.0	0	0	1	27	0	1	0	0	0	0
Sept 26	Sea	W	S	2	2	0	0.0	0.0	0	0	0	0	0	1	0	0	0	0
Oct 3	Cle	L	S	11	4	7	0.0	0.0	0	0	0	0	0	0	0	0	0	0
Oct 10	Det	W	S	8	4	4	0.0	0.0	0	0	0	0	0	0	0	0	0	0
Oct 17	@ Car	W	S	5	4	1	0.0	0.0	0	0	0	0	0	1	1	0	0	0
Oct 31	Dal	L	S	8	4	4	1.0	3.0	1	0	1	12	0	1	1	0	0	0
Nov 7	@ Bal	L	S	9	8	1	0.0	0.0	0	0	0	0	0	0	0	0	0	0
Nov 14	@ LAC	W	S	3	3	0	0.0	0.0	0	0	0	0	0	1	0	0	0	0
Nov 21	GB	W	S	5	5	0	0.0	0.0	0	0	0	0	0	1	0	0	0	0
Nov 28	@ SF	L	S	6	4	2	0.0	0.0	0	0	0	0	0	1	0	0	0	0
Dec 5	@ Det	L	S	8	3	5	0.0	0.0	0	0	0	0	0	0	0	0	0	0
Dec 9	Pit	W	S	7	5	2	0.0	0.0	0	1	0	0	0	1	0	0	0	1
Dec 20	@ Chi	W	S	3	3	0	0.0	0.0	0	0	0	0	0	0	0	0	0	0
Dec 26	LAR	L	S	8	5	3	0.0	0.0	0	0	1	15	0	1	0	0	0	0
Jan 2	@ GB	L	S	8	7	1	0.0	0.0	0	0	0	0	0	0	0	0	0	0
Jan 9	Chi	W	S	7	3	4	0.0	0.0	0	0	0	0	0	0	0	0	0	0
Totals		**8-9**	**17/17**	**107**	**71**	**36**	**1.0**	**3.0**	**1**	**1**	**3**	**54**	**0**	**10**	**2**	**0**	**0**	**1**

2022 Carolina Panthers

Date	Opp	W/L	P/S	Tot	Solo	Asst	Sk	- Yds	QBP	TFL	Int	- Yds	-TD	PD	FF	FR	- Yds	SpT
Sept 11	Cle	L	S	10	2	8	0.0	0.0	0	0	0	0	0	1	0	0	0	0
Sept 18	@ NYG	L	S	11	6	5	0.0	0.0	2	0	0	0	0	0	0	0	0	0
Sept 25	NO	W	S	2	1	1	0.0	0.0	1	0	0	0	0	0	0	0	0	0
Oct 2	Ari	L	S	7	4	3	0.0	0.0	0	0	0	0	0	0	0	0	0	0
Oct 10	SF	L	IA															
Oct 16	@ LAR	L	S	2	2	0	0.0	0.0	0	0	0	0	0	0	0	0	0	0
Oct 23	TB	W	S	4	4	0	0.0	0.0	0	0	0	0	0	0	0	0	0	0
Oct 30	@ Atl	L	S	5	5	0	0.0	0.0	0	0	0	0	0	1	0	0	0	0
Nov 6	@ Cin	L	S	7	4	3	0.0	0.0	0	0	0	0	0	0	0	0	0	0
Nov 10	Atl	W	S	8	6	2	0.0	0.0	0	0	0	0	0	1	0	0	0	0
Nov 20	@ Bal	L	S	5	4	1	0.0	0.0	0	0	0	0	0	0	0	0	0	0
Nov 27	Den	W	S	5	3	2	0.0	0.0	0	0	0	0	0	1	0	0	0	0
Dec 11	@ Sea	W	IA															
Dec 18	Pit	L	S	6	4	2	0.0	0.0	0	0	0	0	0	0	0	0	0	0
Dec 24	Det	W	S	3	3	0	0.0	0.0	0	0	0	0	0	2	0	0	0	0
Jan 1	@ TB	L	S	7	3	4	0.0	0.0	0	0	0	0	0	0	0	1	0	0
Jan 8	@ NO	W	S	4	2	2	0.0	0.0	0	0	0	0	0	0	0	1	30	0
Totals		**7-10**	**15/15**	**86**	**53**	**33**	**0.0**	**0.0**	**3**	**0**	**0**	**0**	**0**	**6**	**0**	**2**	**30**	**0**

2023 Carolina Panthers

Date	Opp	W/L	P/S	Tot	Solo	Asst	Sk	- Yds	QBP	TFL	Int	- Yds	-TD	PD	FF	FR	- Yds	SpT
Sept 10	@ Atl	L	S	2	1	1	0.0	0.0	0	0	0	0	0	0	0	0	0	0
Sept 18	NO	L	S	8	4	4	0.0	0.0	0	0	0	0	0	2	0	0	0	0
Sept 24	@ Sea	L	S	1	1	0	0.0	0.0	0	0	0	0	0	0	0	0	0	0
Oct 1	Min	L	IA															
Oct 8	@ Det	L	IA															
Oct 15	@ Mia	L	IA															
Oct 29	Hst	W	S	8	6	2	0.0	0.0	0	0	0	0	0	0	0	1	5	0
Nov 5	Ind	L	S	5	1	4	0.0	0.0	0	0	0	0	0	0	0	0	0	0
Nov 9	@ Chi	L	S	5	4	1	0.0	0.0	0	0	0	0	0	0	0	0	0	0
Nov 19	Dal	L	S	5	1	4	0.0	0.0	0	0	0	0	0	0	0	0	0	0
Nov 26	@ Ten	L	S	2	2	0	0.0	0.0	1	0	0	0	0	1	0	0	0	0
Dec 3	@ TB	L	S	3	1	2	0.0	0.0	0	0	1	-3	0	1	0	0	0	0
Dec 10	@ NO	L	S	6	5	1	0.0	0.0	0	0	0	0	0	1	0	0	0	0
Dec 17	Atl	W	S	3	2	1	0.0	0.0	0	2	1	2	0	1	0	0	0	0
Dec 24	GB	L	S	6	4	2	0.0	0.0	0	1	0	0	0	0	0	0	0	0
Dec 31	@ Jax	L	S	4	4	0	0.0	0.0	0	0	0	0	0	0	0	0	0	0
Jan 7	TB	L	S	3	3	0	0.0	0.0	0	1	0	0	0	1	0	0	0	0
Totals		**2-15**	**14/14**	**61**	**39**	**22**	**0.0**	**0.0**	**1**	**4**	**2**	**-1**	**0**	**7**	**0**	**1**	**5**	**0**

2024 Carolina Panthers

Date	Opp	W/L	P/S	Tot	Solo	Asst	Sk	- Yds	QBP	TFL	Int	- Yds	-TD	PD	FF	FR	- Yds	SpT
Sept 8	@ NO	L	S	8	5	3	0.0	0.0	0	0	0	0	0	0	0	0	0	0
Sept 15	LAC	L	S	6	2	4	0.0	0.0	0	0	0	0	0	0	0	0	0	0
Sept 22	@ LV	W	S	4	1	3	0.0	0.0	0	0	0	0	0	0	0	0	0	0
Sept 29	Cin	L	S	10	7	3	0.0	0.0	0	1	1	33	0	1	0	0	0	0
Oct 6	@ Chi	L	S	7	5	2	0.0	0.0	0	0	0	0	0	0	0	0	0	0
Oct 13	Atl	L	S	9	7	2	0.0	0.0	0	0	0	0	0	1	0	0	0	0
Oct 20	@ Was	L	S	7	4	3	0.0	0.0	0	0	0	0	0	0	0	0	0	0
Oct 27	@ Den	L	S	5	3	2	0.0	0.0	0	0	0	0	0	0	0	0	0	0
Nov 3	NO	W	S	5	3	2	0.0	0.0	0	0	0	0	0	0	0	0	0	0
Nov 10	NYG	W	S	8	3	5	0.0	0.0	0	0	1	4	0	1	0	0	0	0
Nov 24	KC	L	S	8	7	1	0.0	0.0	0	1	0	0	0	1	0	0	0	0
Dec 1	TB	L	S	7	5	2	0.0	0.0	0	0	1	33	0	1	0	0	0	0
Dec 8	@ Phi	L	S	5	4	1	0.0	0.0	0	0	0	0	0	0	0	0	0	0
Dec 15	Dal	L	S	7	4	3	0.0	0.0	0	0	0	0	0	0	0	0	0	0
Dec 22	Ari	W	S	6	4	2	0.0	0.0	0	0	0	0	0	0	0	0	0	0
Dec 29	@ TB	L	S	12	6	6	0.0	0.0	0	0	0	0	0	0	0	0	0	0
Jan 5	@ Atl	W	S	5	2	3	0.0	0.0	0	0	0	0	0	1	0	0	0	0
Totals		**5-12**	**17/17**	**119**	**72**	**47**	**0.0**	**0.0**	**0**	**2**	**3**	**70**	**0**	**6**	**0**	**0**	**0**	**0**

2025 Tennessee Titans

Date	Opp	W/L	P/S	Tot	Solo	Asst	Sk	- Yds	QBP	TFL	Int	- Yds	-TD	PD	FF	FR	- Yds	SpT
Sept 7	@ Den	L	S	2	0	2	0.0	0.0	0	0	1	16	0	1	0	0	0	0
Sept 14	LAR	L	S	6	5	1	0.0	0.0	0	0	0	0	0	0	0	0	0	0
Sept 21	Ind	L	S	6	5	1	0.0	0.0	0	0	0	0	0	1	0	0	0	0
Sept 28	@ Hst	L	S	4	2	2	0.0	0.0	0	0	0	0	0	0	0	0	0	0
Oct 5	@ Ari	W	S	2	0	2	0.0	0.0	0	0	0	0	0	0	0	0	0	0
Oct 12	@ LV	L	S	6	3	3	0.0	0.0	1	0	0	0	0	0	0	0	0	0
Oct 19	NE	L	S	4	1	3	1.0	0.0	1	0	0	0	0	0	0	0	0	0
Oct 26	@ Ind	L	S	4	3	1	0.0	0.0	0	0	0	0	0	0	0	0	0	0
Nov 2	LAC	L	IA															
Nov 16	Hst	L	IA															
Nov 23	Sea	L	IA															
Nov 30	Jax	L	S	2	2	0	0.0	0.0	0	0	0	0	0	0	0	0	0	0
Dec 7	@ Cle	W	S	3	2	1	0.0	0.0	0	0	1	35	0	1	0	0	0	0
Dec 14	@ SF	L	p	0	0	0	0.0	0.0	0	0	0	0	0	0	0	0	0	0
Dec 21	KC																	
Dec 28	NO																	
Jan 3/4	@ Jax																	
Totals		**2-12**	**11/10**	**39**	**23**	**16**	**1.0**	**0.0**	**2**	**0**	**2**	**51**	**0**	**3**	**0**	**0**	**0**	**0**

XAVIER WOODS' NFL STATISTICS

REGULAR SEASON				TACKLES							INTERCEPTIONS					FUMBLES			
Year	Team	GP	GS	Tot	Solo	Asst	Sk	Yds	QBP	TFL	No	Yds	Lg	TD	PD	FF	FR	Yds	SpT
2017	Dallas	16	4	40	31	9	0.0	0.0	0	1	1	7	7	0	3	0	1	0	2
2018	Dallas	14	14	56	39	17	0.0	0.0	0	0	2	15	15	0	9	1	0	0	0
2019	Dallas	15	15	75	51	24	0.0	0.0	0	1	2	38	29	0	5	2	1	9	2
2020	Dallas	15	15	72	48	24	0.0	0.0	2	2	0	0	0	0	1	0	0	0	0
2021	Minnesota	17	17	107	71	36	1.0	3.0	1	1	3	54	27	0	10	2	0	0	0
2022	Carolina	15	15	86	53	33	0.0	0.0	3	0	0	0	0	0	6	0	2	30	0
2023	Carolina	14	14	61	39	22	0.0	0.0	1	4	2	-1	2	0	7	0	1	5	0
2024	Carolina	17	17	119	72	47	0.0	0.0	0	2	3	70	33	0	6	0	0	0	0
2025	Tennessee	11	10	39	23	16	1.0	0.0	2	0	2	51	35	0	3	0	0	0	0
NFL Totals		**134**	**121**	**655**	**427**	**228**	**2.0**	**3.0**	**9**	**11**	**15**	**234**	**35**	**0**	**50**	**5**	**5**	**44**	**4**

PLAYOFFS				TACKLES							INTERCEPTIONS					FUMBLES			
Year	Team	GP	GS	Tot	Solo	Asst	Sk	Yds	QBP	TFL	No	Yds	Lg	TD	PD	FF	FR	Yds	SpT
2019	Dallas	2	2	10	7	3	0.0	0.0	0	0	0	0	0	0	0	0	0	0	0
NFL Totals		**2**	**2**	**10**	**7**	**3**	**0.0**	**0.0**	**0**	**0**	**0**	**0**	**0**	**0**	**0**	**0**	**0**	**0**	**0**

Single-Game Highs

Tackles - 12 at Tampa Bay (12/29/24)
Interceptions - **1 (15 times, last at Cleveland 12/7/25)**
Sacks - **1 (Twice, last vs. New England 10/19/25)**
Passes Defensed - 3 (Twice, last vs. Washington 11/22/18)
Forced Fumble - 1 (Five times, last vs. Dallas 10/31/21)
Fumble Recovery - 1 (Five times, last vs. Houston 10/29/23)
Special Teams Tackles - 1 (Five times, last vs. Pittsburgh 12/9/21)

Additional Statistics

Special Teams Fumble Recovery - 1 at San Francisco (10/22/17)

Playoff Single-Game Highs

Tackles - 8 at L.A. Rams (1/12/19)

70 KEVIN ZEITLER

GUARD • 6'4" • 332 LBS • COLLEGE: WISCONSIN
ACQUIRED: UNRESTRICTED FREE AGENT (DET) - 2025
NFL EXPERIENCE (NFL/TITANS): 14/1 • HOMETOWN: WAUKESHA, WIS.
GAMES PLAYED/GAMES STARTED: 211/210 (PLAYOFFS: 7/7)

PRO BOWL: 2023

PRO: The Titans signed Kevin Zeitler during the 2025 offseason to bring a veteran presence to the interior of the offensive front. The 6-foot-4-inch, 332-pounder entered the NFL as a first-round pick of the Cincinnati Bengals in 2012 and started 71 games at right guard for the club during his first five NFL campaigns. The Wisconsin product joined the Cleveland Browns as a free agent in 2017 and spent two seasons with the team before being traded to the N.Y. Giants during the 2019 offseason. After two campaigns in the Big Apple, Zeitler spent three seasons with the Baltimore Ravens before his one-year stint with the Detroit Lions in 2024.

CAREER HIGHLIGHTS:
• Since entering the NFL in 2012, Zeitler has played more offensive snaps (13,098) than any other offensive lineman in the NFL.
• In 2022, Zeitler started at left guard in 15 games for the Ravens, helping block for the NFL's No. 2 rush offense (160.2 ypg), which produced the league's most rushes of 10-plus yards (88) and most games with 150-plus rushing yards (12).
• In 2021, Zeitler started all 17 games at right guard for the Ravens, blocking for the NFL's sixth-ranked offense (378.8 ypg) and third-best rushing attack (145.8 ypg).
• Zeitler played on Bengals teams that reached the playoffs in four consecutive seasons (2012-15) and won two AFC North titles.

TITANS TIDBITS:
• In 2018, Zeitler finished as runner up on the CBS TV show "NFL's Most Valuable Performer," doing tricks with his rescue dog, Amber.
• Zeitler's brothers, Eric and Matt, played football at Wisconsin Lutheran College.

CAREER TRANSACTIONS:
• The Waukesha, Wis., native was selected by the Cincinnati Bengals in the first round (27th overall) of the 2012 NFL Draft.
• Signed by the Cleveland Browns as an unrestricted free agent on March 9, 2017.
• Traded by the Browns along with a 2019 fifth-round draft pick to the N.Y. Giants for Olivier Vernon and a 2019 fourth-round draft pick on March 13, 2019.
• Released by the Giants on March 10, 2021.
• Signed by the Baltimore Ravens as a free agent on March 14, 2021.
• Signed by the Detroit Lions as an unrestricted free agent on March 19, 2024.
• Signed by the Titans as an unrestricted free agent on March 13, 2025.

SEASON RECAPS:
2025 (13/13 - Tennessee): Played in his 200th career regular season game against the L.A. Rams (9/14/25).
• At Denver (9/7), started at right guard.
• Against L.A. Rams (9/14), started at right guard in his 200th career regular-season contest. Left the contest in the fourth quarter with an injury.
• Against Indianapolis (9/21), was inactive.
• At Houston (9/28), started at right guard, registering his 200th career start.
• At Arizona (10/5), started at right guard and helped protect for an offense that amassed 327 total yards and scored 16 points in the fourth quarter of a 22-21 comeback victory.
• At Las Vegas (10/12), started at right guard.
• Against New England (10/19), started at right guard.
• At Indianapolis (10/26), started at right guard.
• Against L.A. Chargers (11/2), started at right guard.
• Against Houston (11/16), started at right guard.
• Against Seattle (11/23), started at right guard and blocked for an offensive unit that amassed 296 total yards against a stingy Seahawks defense.
• Against Jacksonville (11/30), started at right guard.
• At Cleveland (12/7), started at right guard and opened holes for Titans' ball carriers to gain 184 rushing yards, including a career-high 161 yards on the ground by Tony Pollard. Part of an offensive front that allowed just one sack on 28 pass attempts.
• At San Francisco (12/14), started at right guard and was a part of an offensive front that did not allow a sack on 29 pass attempts. Helped open holes for a rushing attack that amassed 136 yards on the ground on 20 carries, including 104 yards from Tony Pollard.

2024 (16/16, 0/0 - Detroit): Started 16 games at right guard in his first season with the Lions. Was inactive for one contest and the lone postseason matchup.
• Member of a Lions' offense that scored 564 total points and had +222 point differential, both of which led the NFL. Their total points scored were the fourth-most ever in a regular season.
• Opened holes for Jahmyr Gibbs, who led the league with a franchise-record 20 touchdowns.

2023 (15/15, 2/2 - Baltimore): Named to his first career Pro Bowl after starting at right guard in 15 games and both postseason contests. Was inactive for two contests. Ranked second among all NFL guards with an 82.5 PFF pass-blocking grade. Had a 93.8 percent pass-block win rate according to ESPN, the 10th-highest among all NFL guards.
• Against Detroit (10/22), blocked for Lamar Jackson as he completed 21 of 27 passes for a season-high 357 yards and three touchdowns, while adding 36 rushing yards and a score in the 38-6 win.
• Against Miami (12/31), protected Lamar Jackson allowing him to throw for 321 yards and five touchdownss (158.3 rating) while adding 35 rushing yards on six carries in the No. 1-seed-clinching 56-19 win.

2022 (15/15, 1/1 - Baltimore): Started at right guard in all 15 games in which he appeared, helping block for the NFL's No. 2 rush offense (160.2 ypg), which produced the league's most rushes of 10-plus yards (88) and most games with 150-plus rushing yards (12). Was inactive for two contests. Started at right guard in the postseason matchup.
• Against Miami (9/18), started at right guard, helping Lamar Jackson produce 318 passing yards and 119 rushing yards. Jackson threw three touchdowns and ran for another (79 yards), and he set the NFL record for most career 100-yard rushing games (11) by a quarterback.
• At New England (9/25), started at right guard, blocking on an offensive line that helped Baltimore rush for a season-high 188 yards and a score on 26 carries in the 37-26 win.
• At N.Y. Giants (10/16), helped block for a Ravens rushing attack that gained 211 yards on 24 carries, averaging a single-game franchise record

8.8 yards per attempt.

2021 (17/17 - Baltimore): Started all 17 games at right guard in his first season with the Ravens, blocking for the NFL's sixth-ranked offense (378.8 ypg) and third-best rushing attack (145.8 ypg). Played an NFL-high 1,223 offensive snaps.
• Against Indianapolis (10/11), started at right guard, helping block for a passing attack that produced a single-game franchise-record 437 passing yards in the 31-25 win. Lamar Jackson finished 37 of 43 passing for 442 yards with four touchdowns for a 140.5 passer rating, becoming the first quarterback in NFL history to complete at least 85 percent of his passes in a 400-yard game.
• Against Minnesota (11/7), started at right guard and helped block for an offense that produced 500 yards (253 passing & 247 rushing) and recorded a franchise record in total first downs gained (36) in the 34-31 overtime win.
• Against Pittsburgh (1/9), started at right guard, helping pave the way for a rushing attack that totaled 249 yards and a season-high 6.9 yards per carry average.

2020 (16/16 - N.Y. Giants): Started all 16 games at right guard, helping the Giants average 110.5 rushing yards per game and produce 13 rushing touchdowns.
• At Cincinnati (11/29), helped the Giants tally a season-high 386 net yards, while not surrendering a sack.
• At Seattle (12/6), blocked for a rushing attack that totaled a season-high 190 rushing yards.

2019 (15/15 - N.Y. Giants): Started 15 games at right guard in his first season with the Giants. Was inactive for one contest. Was a member of an offensive line that helped Daniel Jones set a franchise rookie record with 24 touchdown passes and Saquon Barkley rush for more than 1,000 yards for the second consecutive season.
• At Washington (12/22), started at right guard for the Giants' season-high 552-yard output, which tied for the fifth-most yards in franchise history. It also marked the second time in franchise history the Giants tallied at least 300 passing yards and 200 rushing yards in a single game.

2018 (16/16 - Cleveland): Started all 16 games for the fourth consecutive season, blocking on all of Cleveland's offensive snaps. Part of an offensive front that did not allow a sack in five of the team's final seven games, permitting an NFL-low three sacks during that seven-game stretch.
• At Oakland (9/30), played every offensive snap at right guard, helping the run game total 208 yards and three scores.
• Against Atlanta (11/11), helped Cleveland rush for a season-high 211 yards and a touchdown on 29 carries (7.3 avg), while also not permitting a sack in the victory.
• At Houston (12/2), played in his 100th career game and saw action on every offensive snap for an offensive front that did not surrender a sack for the third-straight contest.

2017 (16/16 - Cleveland): Started all 16 games and played on every offensive snap in his first season with the Browns.
• Against Pittsburgh (9/10), started at right guard and played every offensive snap in his Browns debut.
• At Detroit (11/12), helped block for a rushing attack that totaled a season-high 201 rushing yards and two scores.

2016 (16/16 - Cincinnati): Started all 16 games at right guard for the second consecutive season.
• Against Cleveland (10/23), was a part of an offense that gained 559 yards, including a season-high 271 on the ground.
• Against Washington (10/30), helped the Bengals rush for 152 yards and a season-high three scores.
• At Cleveland (12/11), helped block for a rushing attack that totaled 213 rushing yards.

2015 (16/16, 1/1 - Cincinnati): Started all 16 games and the AFC Wild Card game at right guard. Was a member of an offense that tallied 100-plus rushing yards in 10 games and held opponents without a sack in five games.
• Against Kansas City (10/4), helped block for an offense that registered 321 passing yards and rushed for four touchdowns. The offensive line also did not allow a sack.

2014 (12/12, 1/1 - Cincinnati): Started 12 regular season games and the AFC Wild Card contest at right guard. Was inactive for four games. Contributed to an offensive front that did not allow a sack until Week 4 of the season and finished third in the NFL with just 23 sacks allowed.
• At Cleveland (12/14), helped the rushing attack gain a season-high 244 yards, marking the most rushing yards in a game by the Bengals since 2004.

2013 (12/11, 1/1 - Cincinnati): Played in 12 games with 11 starts at right guard. Was inactive for two games and did not play in two other contests. Started at right guard in the AFC Wild Card game. Helped the Bengals finish tied for sixth in scoring (26.9 ppg) and 10th in the NFL with 368.2 yards per game.
• Against N.Y. Jets (10/27), provided protection for Andy Dalton allowing him to throw for a career-high five touchdowns.

2012 (16/16, 1/1 - Cincinnati): Named to the Pro Football Writer's Association All-Rookie team after starting all 16 games and the postseason contest at right guard in his initial campaign. Helped BenJarvus Green-Ellis eclipse 100 rushing yards four times over a five-game span from Week 11-15.
• Against Oakland (11/25), blocked for a rushing attack that tallied a season-high 221 rushing yards.

COLLEGE:
• Played in 43 career games with 36 starts in four seasons at Wisconsin (2008-11) and helped the Badgers to consecutive Big Ten titles and Rose Bowl berths in his junior and senior campaigns. Based on team film study, did not allow a sack in his collegiate career.
• As a senior (2011), earned consensus first-team All-America honors after starting 14 games at right guard. Was co-winner of team's Tom Wiesner Award given to a Wisconsin-born student-athlete. Named Academic All-Big Ten.
• As a junior (2010), selected honorable mention All-Big Ten after playing in all 13 games with nine starts at right guard. Received Academic All-Big Ten honors and the Badger Power Award for weight room dedication.
• As a sophomore (2009), started all 13 games at right guard.
• As a freshman (2008), appeared in three games on the offensive front.
• Majored in kinesiology at Wisconsin.

PERSONAL:
• Attended Wisconsin Lutheran (Milwaukee) High School, where he started for a team that twice finished with a 13-1 record.
• As a senior, was named Little Ten Conference Linemen of the Year.
• Ranked as the third-best player in Wisconsin and No. 39 offensive lineman in the nation by Rivals.com. Also ranked the fourth-best player in the state and 22nd-best offensive lineman in the nation by Scout.com.
• Was a two-year member of the wrestling team and one-year participant in track & field.
• Member of the National Honor Society.
• Married to Sara and the couple has three daughters, Kaleia Rose, Parker Lou and Livvy Marie.
• Follow Zeitler on X and on Instagram at @kzeit70.
• Born Kevin Zeitler on March 8, 1990 in Waukesha, Wis.

KEVIN ZEITLER'S NFL STATISTICS

REGULAR SEASON

Year	Team	GP	GS
2012	Cincinnati	16	16
2013	Cincinnati	12	11
2014	Cincinnati	12	12
2015	Cincinnati	16	16
2016	Cincinnati	16	16
2017	Cleveland	16	16
2018	Cleveland	16	16
2019	N.Y. Giants	15	15
2020	N.Y. Giants	16	16
2021	Baltimore	17	17
2022	Baltimore	15	15
2023	Baltimore	15	15
2024	Detroit	16	16
2025	Tennessee	13	13
NFL Totals		**211**	**210**

PLAYOFFS

Year	Team	GP	GS
2012	Cincinnati	1	1
2013	Cincinnati	1	1
2014	Cincinnati	1	1
2015	Cincinnati	1	1
2022	Baltimore	1	1
2023	Baltimore	2	2
NFL Totals		**7**	**7**

Starts Breakdown:

2012 - RG 16 (Playoffs - RG 1); 2013 - RG 11 (Playoffs - RG 1); 2014 - RG 12 (Playoffs - RG 1); 2015 - RG 16 (Playoffs - RG 1); 2016 - RG 16; 2017 - RG 16; 2018 - RG 16; 2019 - RG 15; 2020 - RG 16; 2021 - RG 17; 2022 - RG 15 (Playoffs - RG 1); 2023 - RG 15 (Playoffs - RG 2); 2024 - RG 16; 2025 - RG 13

Additional Career Statistics

Fumble Recoveries - 2 (2019), 1 (2023), 2 (2024)
Receiving - 1 for -4 yards (2017)
Misc. Tackles - 1 (2025)

TENNESSEE TITANS

NFL STATISTICS

2025 NATIONAL FOOTBALL LEAGUE

TEAM OFFENSIVE TOTALS

CATEGORY	BAL	BUF	CIN	CLE	DEN	HOU	IND	JAX	KC	LAC	LV
GAMES (W-L-T)	7-7-0	10-4-0	4-10-0	3-11-0	12-2-0	9-5-0	8-6-0	10-4-0	6-8-0	10-4-0	2-12-0
FIRST DOWNS	254	308	276	224	278	269	298	289	308	278	218
Rushing	110	116	78	81	90	80	106	104	110	100	54
Passing	121	163	164	113	164	157	166	155	174	152	140
Penalty	23	29	34	30	24	32	26	30	24	26	24
YDS GAINED (tot)	4544	5337	4396	3700	4837	4588	5005	4700	5011	4731	3418
Avg per Game	324.6	381.2	314.0	264.3	345.5	327.7	357.5	335.7	357.9	337.9	244.1
RUSHING (net)	2047	2219	1224	1293	1673	1517	1799	1690	1595	1728	991
Avg per Game	146.2	158.5	87.4	92.4	119.5	108.4	128.5	120.7	113.9	123.4	70.8
Rushes	394	442	295	341	376	383	372	409	373	390	290
Yards per Rush	5.2	5.0	4.2	3.8	4.5	4.0	4.8	4.1	4.3	4.4	3.4
PASSING (net)	2497	3118	3172	2407	3164	3071	3206	3010	3416	3003	2427
Avg per Game	178.4	222.7	226.6	171.9	226.0	219.4	229.0	215.0	244.0	214.5	173.4
Attempts	364	412	532	483	505	487	445	458	507	464	436
Completions	235	287	330	275	320	308	298	274	318	303	291
Completion Pct	64.6%	69.7%	62.0%	56.9%	63.4%	63.2%	67.0%	59.8%	62.7%	65.3%	66.7%
Yards Gained	2767	3330	3366	2698	3256	3320	3375	3213	3609	3281	2817
Sacked	40	33	29	40	17	31	24	32	34	51	54
Yards Lost	270	212	194	291	92	249	169	203	193	278	390
Had Intercepted	10	10	16	14	9	7	10	11	12	12	15
Yards Opp Ret	100	38	469	236	55	55	39	16	158	179	139
Opp TDs on Int	1	0	5	0	0	0	0	0	1	1	0
PUNTS	46	40	54	82	64	59	36	49	42	45	58
Avg Yards	50.9	44.5	51.3	44.0	47.7	47.3	49.0	47.0	46.8	48.6	45.5
PUNT RETURNS	15	24	14	29	29	30	20	20	24	18	18
Avg Return	12.5	5.6	8.9	7.7	14.6	11.0	9.4	16.9	6.7	6.2	6.9
Returned for TD	0	0	0	0	1	0	0	2	0	0	0
KICKOFF RETURNS	63	58	72	59	53	40	54	47	59	56	56
Avg Return	26.0	28.3	25.2	23.4	25.1	26.7	28.2	27.2	26.4	25.1	27.3
Returned for TD	0	1	1	0	0	0	0	0	0	0	0
PENALTIES	77	89	75	93	112	99	86	117	100	92	92
Yards Penalized	595	745	545	711	1026	813	699	985	837	703	765
FUMBLES BY	20	17	11	12	9	6	15	12	11	13	9
Fumbles Lost	10	8	6	6	5	3	6	5	1	6	3
Opp Fumbles	14	17	10	17	10	15	9	12	11	14	14
Opp Fumbles Lost	7	7	6	6	3	8	6	8	3	3	6
POSS. TIME (avg)	28:42	33:14	28:53	29:13	30:30	32:11	29:18	31:10	31:11	33:02	27:27
TOUCHDOWNS	37	52	35	25	40	31	45	44	37	30	21
Rushing	16	24	6	9	16	8	24	18	15	7	4
Passing	19	25	27	14	23	20	20	23	22	23	17
Returns	2	3	2	2	1	3	1	3	0	0	0
KO Rec in EZ	0	0	0	0	0	0	0	0	0	0	0
EXTRA POINT KICKS	33/35	43/46	31/31	20/21	34/34	24/24	34/37	39/40	30/34	29/29	17/18
2-PT CONVERSIONS	1/2	1/6	2/4	1/4	4/6	1/6	2/7	1/4	2/3	1/1	1/3
FIELD GOALS MADE/ATTEMPTED	26/28	18/20	23/26	18/21	20/23	37/41	28/30	23/27	24/28	34/36	17/22
POINTS SCORED	335	411	314	226	342	323	392	376	328	315	196

©2000-2025 Elias Sports Bureau, Inc. All Rights Reserved.

2025 NATIONAL FOOTBALL LEAGUE

TEAM DEFENSIVE TOTALS

CATEGORY	BAL	BUF	CIN	CLE	DEN	HOU	IND	JAX	KC	LAC	LV
POINTS ALLOWED	320	324	437	332	261	228	303	292	268	284	363
OPP FIRST DOWNS	268	258	311	230	254	229	301	275	235	238	282
Rushing	91	111	116	79	67	68	96	70	80	88	107
Passing	155	125	174	130	148	132	175	169	130	124	150
Penalty	22	22	21	21	39	29	30	36	25	26	25
OPP YARDS GAINED (tot)	4821	4377	5653	3908	4028	3769	4798	4319	4243	3907	4622
Avg per Game	344.4	312.6	403.8	279.1	287.7	269.2	342.7	308.5	303.1	279.1	330.1
OPP RUSHING (net)	1555	2004	2211	1542	1272	1298	1332	1208	1387	1466	1664
Avg per Game	111.1	143.1	157.9	110.1	90.9	92.7	95.1	86.3	99.1	104.7	118.9
Rushes	370	370	414	397	333	323	356	311	344	328	431
Yards per Rush	4.2	5.4	5.3	3.9	3.8	4.0	3.7	3.9	4.0	4.5	3.9
OPP PASSING (net)	3266	2373	3442	2366	2756	2471	3466	3111	2856	2441	2958
Avg per Game	233.3	169.5	245.9	169.0	196.9	176.5	247.6	222.2	204.0	174.4	211.3
Pass Attempts	509	385	445	390	491	448	524	524	417	422	428
Pass Completions	318	233	296	246	287	260	332	331	282	254	296
Completion Pct	62.5%	60.5%	66.5%	63.1%	58.5%	58.0%	63.4%	63.2%	67.6%	60.2%	69.2%
Yards Gained	3433	2567	3592	2686	3125	2763	3699	3310	2972	2674	3104
Sacked	22	31	25	47	58	38	36	28	29	40	27
Yards Lost	167	194	150	320	369	292	233	199	116	233	146
INTERCEPTED BY	9	11	11	10	9	16	12	18	8	17	8
Yards Returned	236	129	109	195	123	95	99	241	63	120	63
Returned for TD	1	1	1	2	0	0	1	1	0	0	0
OPP PUNT RETURNS	21	14	25	34	25	26	14	23	15	18	25
Avg Return	7.1	7.6	10.6	13.8	9.6	10.7	6.9	6.7	15.7	14.7	14.0
Returned for TD	0	0	0	2	0	1	0	0	0	1	2
OPP KICKOFF RETURNS	62	70	58	42	54	60	73	48	58	61	41
Avg Return	25.0	25.9	26.3	28.8	28.0	26.6	24.9	26.6	25.3	28.5	27.2
Returned for TD	0	0	0	1	0	1	0	0	0	0	0
OPP TOUCHDOWNS	33	39	53	37	24	27	31	35	28	30	43
Rushing	13	23	15	11	10	10	13	10	12	16	19
Passing	19	16	31	22	14	15	18	23	15	12	22
Returns	1	0	7	4	0	2	0	2	1	2	2
KO Rec in EZ	0	0	0	0	0	0	0	0	0	0	0

©2000-2025 Elias Sports Bureau, Inc. All Rights Reserved.

2025 NATIONAL FOOTBALL LEAGUE

TEAM OFFENSIVE TOTALS

CATEGORY	MIA	NE	NYJ	PIT	TEN	ARI	ATL	CAR	CHI	DAL	DET
GAMES (W-L-T)	6-8-0	11-3-0	3-11-0	8-6-0	2-12-0	3-11-0	5-9-0	7-7-0	10-4-0	6-7-1	8-6-0
FIRST DOWNS	246	286	237	239	211	287	277	264	296	329	281
Rushing	87	101	100	88	66	78	96	95	123	97	92
Passing	147	165	119	123	128	185	154	145	154	195	176
Penalty	12	20	18	28	17	24	27	24	19	37	13
YDS GAINED (tot)	4245	5099	3857	4034	3507	4668	4766	4326	5167	5557	5319
Avg per Game	303.2	364.2	275.5	288.1	250.5	333.4	340.4	309.0	369.1	396.9	379.9
RUSHING (net)	1707	1714	1799	1295	1240	1330	1718	1758	2126	1691	1836
Avg per Game	121.9	122.4	128.5	92.5	88.6	95.0	122.7	125.6	151.9	120.8	131.1
Rushes	349	401	385	332	291	315	382	401	439	368	373
Yards per Rush	4.9	4.3	4.7	3.9	4.3	4.2	4.5	4.4	4.8	4.6	4.9
PASSING (net)	2538	3385	2058	2739	2267	3338	3048	2568	3041	3866	3483
Avg per Game	181.3	241.8	147.0	195.6	161.9	238.4	217.7	183.4	217.2	276.1	248.8
Attempts	402	411	403	423	469	549	458	424	465	531	457
Completions	272	291	245	286	278	367	280	270	270	363	315
Completion Pct	67.7%	70.8%	60.8%	67.6%	59.3%	66.9%	61.1%	63.7%	58.1%	68.4%	68.9%
Yards Gained	2753	3579	2381	2904	2638	3668	3200	2793	3199	4030	3675
Sacked	32	43	50	25	49	47	21	31	23	24	28
Yards Lost	215	194	323	165	371	330	152	225	158	164	192
Had Intercepted	15	7	11	9	7	9	6	10	6	11	5
Yards Opp Ret	156	56	80	96	128	122	140	71	39	73	50
Opp TDs on Int	1	1	1	0	1	0	2	0	0	0	0
PUNTS	48	45	59	51	67	51	55	47	50	37	48
Avg Yards	48.4	47.1	47.1	46.1	46.5	47.9	43.9	47.4	47.8	48.4	45.8
PUNT RETURNS	20	21	34	23	19	16	20	19	20	13	24
Avg Return	13.9	17.3	13.4	8.4	19.0	11.6	6.7	7.4	10.8	6.3	8.8
Returned for TD	1	2	2	0	2	0	0	0	0	0	1
KICKOFF RETURNS	54	49	63	54	58	66	60	49	56	64	55
Avg Return	25.9	25.2	29.8	23.9	25.8	25.2	22.8	24.2	26.4	25.3	26.7
Returned for TD	0	1	1	0	0	0	0	0	0	0	0
PENALTIES	81	87	94	84	108	98	92	82	99	108	86
Yards Penalized	662	732	775	635	827	732	715	666	801	913	618
FUMBLES BY	14	17	15	13	14	12	18	15	13	18	6
Fumbles Lost	4	7	9	5	10	9	9	8	4	7	3
Opp Fumbles	18	9	13	18	10	17	22	11	14	10	21
Opp Fumbles Lost	10	6	3	12	7	8	6	5	9	5	5
POSS. TIME (avg)	28:58	31:15	28:42	27:27	28:29	30:52	29:19	30:48	32:07	30:10	30:10
TOUCHDOWNS	32	44	28	39	22	35	30	30	40	44	52
Rushing	11	16	10	12	7	9	15	8	17	15	21
Passing	20	23	14	24	11	24	15	20	22	27	30
Returns	1	5	4	3	4	2	0	2	1	2	1
KO Rec in EZ	0	0	0	0	0	0	0	0	0	0	0
EXTRA POINT KICKS	28/29	40/42	21/21	37/37	21/22	31/31	25/26	22/25	36/36	40/41	49/51
2-PT CONVERSIONS	1/3	2/2	5/7	1/2	0/0	1/4	2/4	1/5	1/4	3/3	1/1
FIELD GOALS MADE/ATTEMPTED	24/26	24/27	25/26	21/24	24/30	19/25	24/30	20/24	29/35	31/35	21/27
POINTS SCORED	296	382	276	336	225	302	281	264	365	407	428

©2000-2025 Elias Sports Bureau, Inc. All Rights Reserved.

2025 NATIONAL FOOTBALL LEAGUE

TEAM DEFENSIVE TOTALS

CATEGORY	MIA	NE	NYJ	PIT	TEN	ARI	ATL	CAR	CHI	DAL	DET
POINTS ALLOWED	324	276	397	326	394	388	341	317	338	420	345
OPP FIRST DOWNS	277	257	291	306	289	302	277	265	265	307	280
Rushing	96	84	105	113	95	105	104	97	94	115	81
Passing	148	149	156	169	162	171	150	151	146	169	167
Penalty	33	24	30	24	32	26	23	17	25	23	32
OPP YARDS GAINED (tot)	4685	4202	4723	5086	4992	4915	4530	4641	4837	5249	4730
Avg per Game	334.6	300.1	337.4	363.3	356.6	351.1	323.6	331.5	345.5	374.9	337.9
OPP RUSHING (net)	1850	1331	1921	1692	1730	1743	1791	1624	1773	1682	1494
Avg per Game	132.1	95.1	137.2	120.9	123.6	124.5	127.9	116.0	126.6	120.1	106.7
Rushes	393	325	435	387	391	386	397	368	352	371	373
Yards per Rush	4.7	4.1	4.4	4.4	4.4	4.5	4.5	4.4	5.0	4.5	4.0
OPP PASSING (net)	2835	2871	2802	3394	3262	3172	2739	3017	3064	3567	3236
Avg per Game	202.5	205.1	200.1	242.4	233.0	226.6	195.6	215.5	218.9	254.8	231.1
Pass Attempts	416	448	411	518	431	461	425	432	434	471	465
Pass Completions	295	298	259	334	294	302	270	284	287	321	286
Completion Pct	70.9%	66.5%	63.0%	64.5%	68.2%	65.5%	63.5%	65.7%	66.1%	68.2%	61.5%
Yards Gained	3047	3054	2958	3649	3491	3343	3042	3162	3235	3793	3498
Sacked	34	29	22	40	34	25	48	23	29	29	39
Yards Lost	212	183	156	255	229	171	303	145	171	226	262
INTERCEPTED BY	7	8	0	12	6	9	11	12	21	6	12
Yards Returned	57	156	0	155	76	35	48	195	293	120	132
Returned for TD	0	1	0	1	1	0	0	2	1	1	0
OPP PUNT RETURNS	22	20	18	22	32	22	24	22	21	23	20
Avg Return	9.4	12.6	6.7	7.2	9.6	10.9	7.5	13.3	12.5	9.5	7.5
Returned for TD	1	1	0	0	0	0	0	1	0	0	0
OPP KICKOFF RETURNS	52	60	50	65	37	50	45	50	59	68	68
Avg Return	26.8	25.1	26.6	25.0	25.0	28.9	30.7	22.1	27.0	25.9	26.1
Returned for TD	1	0	0	0	0	0	1	0	1	0	0
OPP TOUCHDOWNS	37	33	44	35	46	43	37	36	41	50	40
Rushing	12	7	18	10	19	15	11	17	12	19	12
Passing	22	24	25	23	25	23	23	17	27	31	28
Returns	3	2	1	1	2	5	3	2	2	0	0
KO Rec in EZ	0	0	0	1	0	0	0	0	0	0	0

©2000-2025 Elias Sports Bureau, Inc. All Rights Reserved.

2025 NATIONAL FOOTBALL LEAGUE

TEAM OFFENSIVE TOTALS

CATEGORY	GB	LAR	MIN	NO	NYG	PHI	SEA	SF	TB	WAS	NFL/Avg
GAMES (W-L-T)	9-4-1	11-3-0	6-8-0	4-10-0	2-12-0	9-5-0	11-3-0	10-4-0	7-7-0	4-10-0	---
FIRST DOWNS	280	329	242	264	288	251	275	310	270	266	272.8
Rushing	99	105	81	85	115	93	97	97	95	102	94.4
Passing	157	193	133	145	136	136	149	192	139	133	152.3
Penalty	24	31	28	34	37	22	29	21	36	31	26.1
YDS GAINED (tot)	4786	5370	3911	4156	4805	4409	4909	4865	4433	4597	4595.4
Avg per Game	341.9	383.6	279.4	296.9	343.2	314.9	350.6	347.5	316.6	328.4	328.2
RUSHING (net)	1638	1770	1432	1308	1751	1619	1582	1419	1585	1919	1625.4
Avg per Game	117.0	126.4	102.3	93.4	125.1	115.6	113.0	101.4	113.2	137.1	116.1
Rushes	396	375	320	361	418	399	407	404	381	401	373.8
Yards per Rush	4.1	4.7	4.5	3.6	4.2	4.1	3.9	3.5	4.2	4.8	4.4
PASSING (net)	3148	3600	2479	2848	3054	2790	3327	3446	2848	2678	2970.0
Avg per Game	224.9	257.1	177.1	203.4	218.1	199.3	237.6	246.1	203.4	191.3	212.1
Attempts	429	471	414	479	450	400	394	480	466	401	452.2
Completions	286	312	252	319	272	262	265	330	284	246	290.8
Completion Pct	66.7%	66.2%	60.9%	66.6%	60.4%	65.5%	67.3%	68.8%	60.9%	61.4%	64.3%
Yards Gained	3317	3722	2758	3089	3233	2962	3448	3593	3061	2862	3184.3
Sacked	21	19	47	40	37	29	18	22	31	33	33.0
Yards Lost	169	122	279	241	179	172	121	147	213	184	214.3
Had Intercepted	6	5	20	11	9	6	12	13	7	10	10.0
Yards Opp Ret	114	106	311	119	99	111	165	109	103	195	122.7
Opp TDs on Int	0	1	3	1	0	0	0	0	1	1	0.7
PUNTS	41	42	53	49	53	60	44	38	56	45	50.4
Avg Yards	51.3	46.5	49.1	44.2	44.6	50.0	49.6	43.6	43.3	47.6	47.1
PUNT RETURNS	26	23	29	17	21	18	25	22	23	23	21.8
Avg Return	5.6	8.5	9.9	9.4	8.2	11.1	13.9	12.4	11.2	13.7	10.5
Returned for TD	0	0	0	0	0	0	1	0	0	2	0.4
KICKOFF RETURNS	46	45	63	56	61	52	43	39	50	60	55.0
Avg Return	25.2	25.3	26.0	25.3	26.9	23.9	27.9	28.0	24.3	27.5	25.9
Returned for TD	0	0	0	0	0	0	1	0	0	0	0.2
PENALTIES	92	59	95	103	102	100	86	73	76	98	91.7
Yards Penalized	693	464	756	766	880	853	688	529	591	779	734.3
FUMBLES BY	14	11	20	14	12	14	21	12	14	20	13.8
Fumbles Lost	4	7	7	9	6	7	11	6	4	10	6.4
Opp Fumbles	10	13	17	17	12	14	9	17	17	10	13.8
Opp Fumbles Lost	6	8	9	8	4	7	6	9	8	1	6.4
POSS. TIME (avg)	29:45	29:46	27:49	28:14	30:24	30:20	29:39	30:56	31:17	28:42	30:00
TOUCHDOWNS	40	54	31	23	37	39	42	37	36	34	36.4
Rushing	16	16	11	7	18	14	14	12	12	14	13.2
Passing	24	37	18	14	19	22	22	25	22	18	21.4
Returns	0	1	2	2	0	3	5	0	2	2	1.8
KO Rec in EZ	0	0	0	0	0	0	1	0	0	0	0.0
EXTRA POINT KICKS	35/38	51/54	27/27	20/20	29/34	35/36	42/42	28/32	27/28	27/28	95.8%
2-PT CONVERSIONS	2/2	0/0	2/4	1/3	2/3	0/2	0/0	2/5	2/8	2/6	42.1%
FIELD GOALS MADE/ATTEMPTED	23/29	15/20	24/26	22/31	15/18	17/22	37/42	30/32	26/30	18/24	85.5%
POINTS SCORED	348	420	289	226	300	320	405	344	327	291	324.7

©2000-2025 Elias Sports Bureau, Inc. All Rights Reserved.

2025 NATIONAL FOOTBALL LEAGUE

TEAM DEFENSIVE TOTALS

CATEGORY	GB	LAR	MIN	NO	NYG	PHI	SEA	SF	TB	WAS	NFL/Avg
POINTS ALLOWED	281	261	307	332	396	271	242	293	354	375	324.7
OPP FIRST DOWNS	257	268	262	269	312	268	246	276	270	303	272.8
Rushing	82	88	123	110	110	109	69	94	71	103	94.4
Passing	148	159	118	133	171	130	148	159	178	179	152.3
Penalty	27	21	21	26	31	29	29	23	21	21	26.1
OPP YARDS GAINED (tot)	4124	4491	4311	4357	5355	4516	3962	4671	4875	5356	4595.4
Avg per Game	294.6	320.8	307.9	311.2	382.5	322.6	283.0	333.6	348.2	382.6	328.2
OPP RUSHING (net)	1407	1415	1786	1829	2150	1762	1282	1485	1419	1908	1625.4
Avg per Game	100.5	101.1	127.6	130.6	153.6	125.9	91.6	106.1	101.4	136.3	116.1
Rushes	366	363	434	444	384	394	341	343	332	407	373.8
Yards per Rush	3.8	3.9	4.1	4.1	5.6	4.5	3.8	4.3	4.3	4.7	4.4
OPP PASSING (net)	2717	3076	2525	2528	3205	2754	2680	3186	3456	3448	2970.0
Avg per Game	194.1	219.7	180.4	180.6	228.9	196.7	191.4	227.6	246.9	246.3	212.1
Pass Attempts	464	503	394	384	473	464	500	480	479	433	452.2
Pass Completions	304	319	248	251	306	260	313	330	320	288	290.8
Completion Pct	65.5%	63.4%	62.9%	65.4%	64.7%	56.0%	62.6%	68.8%	66.8%	66.5%	64.3%
Yards Gained	2920	3321	2757	2717	3413	2945	2981	3305	3703	3638	3184.3
Sacked	33	37	35	29	31	35	42	16	33	31	33.0
Yards Lost	203	245	232	189	208	191	301	119	247	190	214.3
INTERCEPTED BY	7	13	5	8	5	10	16	5	12	7	10.0
Yards Returned	0	174	138	70	164	116	226	94	120	85	122.7
Returned for TD	0	1	1	1	0	1	1	0	2	0	0.7
OPP PUNT RETURNS	19	18	21	21	24	29	18	20	19	22	21.8
Avg Return	11.4	13.9	9.3	11.2	14.8	10.3	14.7	12.6	8.9	3.8	10.5
Returned for TD	0	0	0	1	2	0	1	1	0	0	0.4
OPP KICKOFF RETURNS	55	36	53	40	54	58	68	61	59	45	55.0
Avg Return	25.9	19.3	26.4	27.1	23.7	23.8	24.4	25.1	27.9	23.6	25.9
Returned for TD	0	0	0	0	0	0	0	0	0	0	0.2
OPP TOUCHDOWNS	31	28	30	36	45	27	26	35	43	43	36.4
Rushing	10	5	13	12	18	14	7	9	16	14	13.2
Passing	21	21	14	22	24	13	17	25	24	28	21.4
Returns	0	2	3	2	3	0	2	1	3	1	1.8
KO Rec in EZ	0	0	0	0	0	0	0	0	0	0	0.0

©2000-2025 Elias Sports Bureau, Inc. All Rights Reserved.

2025 NATIONAL FOOTBALL LEAGUE

AFC TEAM RANKINGS

	OFFENSE			DEFENSE		
TEAM	TOTAL	RUSH	PASS	TOTAL	RUSH	PASS
BAL	9	2	12	13	9	13
BUF	1	*1	6	8	15	2
CIN	10	15	4	16	16	15
CLE	14	13	14	3	8	*1
DEN	5	9	5	4	2	5
HOU	8	11	7	*1	3	4
IND	4	3t	3	12	5	16
JAX	7	8	8	7	*1	11
KC	3	10	1	6	6	8
LAC	6	5	9	2	7	3
LV	16	16	13	9	10	10
MIA	11	7	11	10	13	7
NE	2	6	2	5	4	9
NYJ	13	3t	16	11	14	6
PIT	12	12	10	15	11	14
TEN	15	14	15	14	12	12

NFC TEAM RANKINGS

	OFFENSE			DEFENSE		
TEAM	Total	Rush	Pass	Total	Rush	Pass
ARI	10	15	5	13	9	10
ATL	9	7	9	7	13	5
CAR	14	5	15	8	7	7
CHI	4	1	10	11	11	8
DAL	*1	8	*1	14	8	16
DET	3	3	3	10	6	13
GB	8	9	7	2	2	4
LAR	2	4	2	5	3	9
MIN	16	13	16	3	12	1
NO	15	16	11t	4	14	2
NYG	7	6	8	15	16	12
PHI	13	10	13	6	10	6
SEA	5	12	6	1	1	3
SF	6	14	4	9	5	11
TB	12	11	11t	12	4	15
WAS	11	2	14	16	15	14

t = Tied for position
* = League Leader

©2000-2025 Elias Sports Bureau, Inc. All Rights Reserved.

2025 NATIONAL FOOTBALL LEAGUE

NFL TEAM RANKINGS

	OFFENSE			DEFENSE		
TEAM	TOTAL	RUSH	PASS	TOTAL	RUSH	PASS
ARI	17	26	7	26	21	21
ATL	14	12	16	15	25	9
BAL	20	3	27	23	15	26
BUF	3	*1	13	12	30	2
CAR	24	9	25	17	16	17
CHI	5	2	17	24	23	18
CIN	23	31	10	32	32	28
CLE	30	29	30	3	14	*1
DAL	*1	15	*1	29	18	32
DEN	11	17	11	5	2	11
DET	4	5	3	21	13	24
GB	13	18	12	6	8	8
HOU	19	23	14	*1	4	4
IND	8	6t	9	22	6	31
JAX	16	16	18	10	*1	20
KC	7	20	5	8	7	14
LAC	15	11	19	2	11	3
LAR	2	8	2	13	9	19
LV	32	32	29	16	17	16
MIA	25	14	26	19	27	13
MIN	28	24	28	9	24	5
NE	6	13	6	7	5	15
NO	26	27	20t	11	26	6
NYG	12	10	15	30	31	23
NYJ	29	6t	32	20	29	12
PHI	22	19	22	14	22	10
PIT	27	28	23	28	19	27
SEA	9	22	8	4	3	7
SF	10	25	4	18	12	22
TB	21	21	20t	25	10	30
TEN	31	30	31	27	20	25
WAS	18	4	24	31	28	29

t = Tied for position
* = League Leader

©2000-2025 Elias Sports Bureau, Inc. All Rights Reserved.

2025 NATIONAL FOOTBALL LEAGUE

AFC TEAM OFFENSE RANK

TEAM	(A)	(B)	(C)	(D)	(E)	(F)	(G)	(H)	(I)	(J)	(K)	(L)	(M)	(N)	(O)	(P)	(Q)
BAL	9	4	2	1	12	5	12	13	10	10	9	7	8	2	1	7	4
BUF	1	1	1	2	6	2	9	9	1t	2	5	16	2	15	10	1	7
CIN	10	11	15	11	4	12	14	3	8	5	4	10	11	1	5	11	9
CLE	14	16	13	15	14	14	13	10	14	15	15	12	16	16	16	14	12t
DEN	5	7	9	6	5	8	4	1	6t	7	11t	4	14	6	8	5	11
HOU	8	12	11	13	7	9	1	5	9	9	8	8	6	7	11	9	6
IND	4	3	3t	4	3	3	6	2	3	4	3	9	3	3	2	2	3
JAX	7	8	8	12	8	6	8	7	4	11	7	3	5	10	6	4	14
KC	3	5	10	8	1	4	7	6	1t	6	1	14	7	11	12	8	12t
LAC	6	9	5	7	9	11	10	14	6t	1	6	15	13	4	9	10	2
LV	16	14	16	16	13	13	15	15	15	14	16	13	4	14	15	16	16
MIA	11	6	7	3	11	10	16	8	11	13	11t	5	9	5	3	12	5
NE	2	2	6	9	2	1	3	12	5	3	2	2	12	8	14	3	8
NYJ	13	13	3t	5	16	15	11	16	13	12	14	6	1	9	4	13	1
PIT	12	10	12	14	10	7	5	4	12	8	10	11	15	13	7	6	10
TEN	15	15	14	10	15	16	2	11	16	16	13	1	10	12	13	15	15

AFC TEAM DEFENSE RANK

TEAM	(A)	(B)	(C)	(D)	(E)	(F)	(G)	(H)	(I)	(J)	(K)	(L)	(M)	(N)	(O)	(P)	(Q)	(R)	(S)
BAL	13	9	9	9	13	9	13	16	8	5	10	4	2	5	3	8	5	9	10
BUF	8	14	15	16	2	6	4	6	7	11	11	6	7	13	15	9t	11	4	1
CIN	16	16	16	15	15	16	6	13	16	15	12	10	8	7	6	16	13	14	15
CLE	3	3	8	4	1	4	5	1	2	6t	5t	13	16	12	13	12	2	12	9
DEN	4	1	2	2	5	1	11	2	5	1	5t	9	14	15	8	2	15	6	5
HOU	1	2	3	6	4	2	2	4	1	2	4	11	11	9	10	1	1	2	4
IND	12	7	5	1	16	10	8	10	14	10	7	3	1	4	7	7	4	3	8
JAX	7	5	1	5	11	5	3	15	9	12	3	2	9	10	9	6	10	5	7
KC	6	10	6	7	8	12	9	9	3	14	1	16	6	8	14	3	16	7	6
LAC	2	4	7	13	3	3	1	3	4	4	8	15	15	6	16	5	6	8	3
LV	9	6	10	3	10	14	10	12	11	16	9	14	13	1	4	13	7t	15	14
MIA	10	13	13	14	7	11	14	5	10	8	13	7	12	16	12	9t	9	11	11
NE	5	8	4	8	9	7	12	11	6	6t	2	12	5	2	1	4	3	1	2
NYJ	11	12	14	11	6	13	16	14	13	3	16	1	10	11	5	15	12	13	12
PIT	15	11	11	10	14	8	7	8	15	13	15	5	4	14	11	11	7t	10	13
TEN	14	15	12	12	12	15	15	7	12	9	14	8	3	3	2	14	14	16	16

(A) Total Yards per Game
(B) Total Yards per Play
(C) Rushing Yards per Game
(D) Rushing Yards per Attempt
(E) Passing Net Yards per Game
(F) Passing Net Yards per Play
(G) Passing, Percent Had Intercepted
(H) Sacks per Pass Play
(I) First Downs per Game
(J) Third Down Efficiency
(K) Fourth Down Efficiency
(L) Punt Return Average
(M) Kickoff Return Average
(N) Gross Punting Average
(O) Net Punting Average
(P) Points per Game
(Q) Field Goal Percentage
(R) Points per Game Differential (combined offense/defense)
(S) Net Yards per Game Differential (combined offense/defense)

©2000-2025 Elias Sports Bureau, Inc. All Rights Reserved.

2025 NATIONAL FOOTBALL LEAGUE

NFC TEAM OFFENSE RANK

TEAM	(A)	(B)	(C)	(D)	(E)	(F)	(G)	(H)	(I)	(J)	(K)	(L)	(M)	(N)	(O)	(P)	(Q)
ARI	10	12	15	9	5	14	8	15	6	4	15	4	12	6	8	10	13
ATL	9	7	7	6	9	8	4	5	9	15	11	14	16	14	11	14	9
CAR	14	13	5	8	15	13	12	11	13t	12	3	13	14	9	9	15	6t
CHI	4	6	1	2	10	10	3	7	4	3	13	7	6	7	10	5	8
DAL	1	3	8	5	1	5	10	2	1t	5	8t	15	9	5	5	3	3
DET	3	2	3	1	3	3	2	8	7	9	10	10	5	11	6	1	11
GB	8	5	9	12	7	4	5	6	8	1	4	16	11	1	4	6	10
LAR	2	1	4	4	2	2	1	1	1t	13	1	11	10	10	13	2	14t
MIN	16	15	13	7	16	16	16	16	16	16	7	8	7	4	1	13	2
NO	15	16	16	15	11t	15	11	14	13t	7	16	9	8	13	14	16	16
NYG	7	11	6	10	8	9	9	12	5	6	12	12	4	12	16	11	6t
PHI	13	10	10	13	13	7	6	10	15	14	5t	6	15	2	3	9	12
SEA	5	4	12	14	6	1	15	3	10	11	2	1	2	3	7	4	4
SF	6	9	14	16	4	6	14	4	3	2	5t	3	1	15	15	7	1
TB	12	14	11	11	11t	12	7	9	11	8	14	5	13	16	12	8	5
WAS	11	8	2	3	14	11	13	13	12	10	8t	2	3	8	2	12	14t

NFC TEAM DEFENSE RANK

TEAM	(A)	(B)	(C)	(D)	(E)	(F)	(G)	(H)	(I)	(J)	(K)	(L)	(M)	(N)	(O)	(P)	(Q)	(R)	(S)
ARI	13	10	9	12	10	11	10	14	13	8	3	8	15	16	7t	14	13	14	11
ATL	7	7	13	11	5	5	4	1	11	11	10	3	16	7	15	10	9	12	7
CAR	8	11	7	9	7	13	3	15	4t	15	14	13	2	15	16	7	12	11	12
CHI	11	13	11	15	8	12	1	11	4t	6	4	11	12	4	6	9	2	7	5
DAL	14	14	8	13	16	15	13	13	15	16	13	6	9	3	14	16	15	8	6
DET	10	8	6	4	13	9	6	4	12	5	12	2	10	12	11	11	16	3	4
GB	2	2	2	2	4	2	12	9	2	9	6	10	8	14	13	4	6	4	3
LAR	5	3	3	3	9	4	5	7	6t	3	8	14	1	10	12	2	10	2	2
MIN	3	4	12	5	1	6	14	2	3	2	15	5	11	11	7t	6	3	9	13
NO	4	6	14	6	2	7	9	5	8	4	5	9	13	2	10	8	14	16	10
NYG	15	15	16	16	12	8	15	12	16	10	16	16	4	5	9	15	7t	15	15
PHI	6	5	10	10	6	3	8	6	6t	13	1	7	5	1	5	3	7t	6	9
SEA	1	1	1	1	3	1	2	3	1	1	7	15	6	6	4	1	5	1	1
SF	9	9	5	8	11	10	16	16	10	7	9	12	7	9	3	5	1	5	8
TB	12	12	4	7	15	14	7	10	9	12	2	4	14	8	2	12	4	10	14
WAS	16	16	15	14	14	16	11	8	14	14	11	1	3	13	1	13	11	13	16

(A) Total Yards per Game
(B) Total Yards per Play
(C) Rushing Yards per Game
(D) Rushing Yards per Attempt
(E) Passing Net Yards per Game
(F) Passing Net Yards per Play
(G) Passing, Percent Had Intercepted
(H) Sacks per Pass Play
(I) First Downs per Game
(J) Third Down Efficiency
(K) Fourth Down Efficiency
(L) Punt Return Average
(M) Kickoff Return Average
(N) Gross Punting Average
(O) Net Punting Average
(P) Points per Game
(Q) Field Goal Percentage
(R) Points per Game Differential (combined offense/defense)
(S) Net Yards per Game Differential (combined offense/defense)

©2000-2025 Elias Sports Bureau, Inc. All Rights Reserved.

2025 NATIONAL FOOTBALL LEAGUE

NFL TEAM OFFENSE RANK

TEAM	(A)	(B)	(C)	(D)	(E)	(F)	(G)	(H)	(I)	(J)	(K)	(L)	(M)	(N)	(O)	(P)	(Q)
BAL	20	8	3	1	27	15	26	28	24	24	18	9	15	3	1	14	5
BUF	3	4	1	2	13	5	21	20	4t	4	9	31	2	27	18	3	9
CIN	23	22	31	22	10	24	28	10	17	10	8	19	22	1	11	20	12
CLE	30	32	29	29	30	30	27	23	30	30	28	24	31	29	32	29t	17t
DEN	11	15	17	13	11	19	12	1	14t	12	21t	4	26	13	16	12	15
HOU	19	24	23	26	14	20	6	13	20	22	17	14	11	16	19	17	8
IND	8	7	6t	6	9	9	16	9	6	9	4	17	3	7	3	6	4
JAX	16	19	16	24	18	17	20	16	8	25	13	3	8	19	13	8	19
KC	7	13	20	16	5	12	19	15	4t	11	1	28	13	20	20	15	17t
LAC	15	20	11	14	19	22	23	29	14t	3	12	30	25	8	17	19	2
LV	32	30	32	32	29	29	30	31	31	28	31	26	7	25	28	32	27t
MIA	25	14	14	4	26	21	31	19	26	27	21t	6	16	9	5	23	6t
NE	6	6	13	17	6	2	11	27	11	6	2	2	23	17	24	7	10
NYJ	29	29	6t	9	32	31	25	32	29	26	25	8	1	18	6	27	1
PIT	27	21	28	27	23	18	15	11	28	14	19	22	30	23	15	13	14
TEN	31	31	30	18	31	32	7	26	32	32	24	1	17	21	23	31	23t
ARI	17	23	26	19	7	26	10	25	10	7	30	11	24	11	14	21	29
ATL	14	11	12	11	16	11	4	6	16	29	21t	27	32	30	25	26	23t
CAR	24	25	9	15	25	25	18	18	22t	20	6	25	28	15	21	28	20t
CHI	5	10	2	5	17	14	3	8	7	5	27	15	12	12	22	9	22
DAL	1	3	15	10	1	7	14	3	1t	8	15t	29	19	10	9	4	11
DET	4	2	5	3	3	4	2	12	12	17	20	20	10	24	10	1	26
GB	13	9	18	23	12	6	5	7	13	1	7	32	21	2	8	10	25
LAR	2	1	8	8	2	3	1	2	1t	21	3	21	20	22	27	2	30t
MIN	28	27	24	12	28	28	32	30	27	31	14	16	14	6	2	25	6t
NO	26	28	27	30	20t	27	17	24	22t	15	32	18	18	28	29	29t	32
NYG	12	18	10	20	15	13	13	21	9	13	26	23	9	26	31	22	20t
PHI	22	17	19	25	22	10	8	17	25	23	10t	13	29	4	7	18	27t
SEA	9	5	22	28	8	1	29	4	18	19	5	5	5	5	12	5	13
SF	10	16	25	31	4	8	24	5	3	2	10t	10	4	31	30	11	3
TB	21	26	21	21	20t	23	9	14	19	16	29	12	27	32	26	16	16
WAS	18	12	4	7	24	16	22	22	21	18	15t	7	6	14	4	24	30t

(A) Total Yards per Game
(B) Total Yards per Play
(C) Rushing Yards per Game
(D) Rushing Yards per Attempt
(E) Passing Net Yards per Game
(F) Passing Net Yards per Play
(G) Passing, Percent Had Intercepted
(H) Sacks per Pass Play
(I) First Downs per Game
(J) Third Down Efficiency
(K) Fourth Down Efficiency
(L) Punt Return Average
(M) Kickoff Return Average
(N) Gross Punting Average
(O) Net Punting Average
(P) Points per Game
(Q) Field Goal Percentage

©2000-2025 Elias Sports Bureau, Inc. All Rights Reserved.

2025 NATIONAL FOOTBALL LEAGUE

NFL TEAM DEFENSE RANK

TEAM	(A)	(B)	(C)	(D)	(E)	(F)	(G)	(H)	(I)	(J)	(K)	(L)	(M)	(N)	(O)	(P)	(Q)	(R)	(S)
BAL	23	16	15	15	26	16	23	31	13t	8	19	5	8	6	5	15	15	16	21
BUF	12	23	30	31	2	10	6	10	9	25	20t	9	16	21	28	16t	25	6	1
CIN	32	32	32	30	28	31	13	26	31	31	24t	17	18	10	10	32	27	30	31
CLE	3	4	14	6	1	5	11	1	2	11t	9t	26	30	20	23	19t	7	27t	19
DEN	5	2	2	3	11	2	21	2	6	1	9t	15	28	29	12	3t	30	9	7
HOU	1	3	4	10	4	3	3	6	1	3	7	18	22	17	16	1	1	4	6
IND	22	14	6	1	31	17	15	20	26	24	12	4	7	5	11	12	10t	5	15
JAX	10	9	1	7	20	8	4	29	18	26	4	3	20	18	13t	10	23	7	11
KC	8	17	7	11	14	20	19	18	3	28	1	32	13	13	27	5	32	11	8
LAC	2	6	11	22	3	4	2	4	4	5	15	30	29	9	30	9	16t	14	5
LV	16	13	17	5	16	24	20	24	23	32	18	28	26	1	6	25	18t	31	30
MIA	19	21	27	28	13	18	24	9	20t	14	28	12	23	32	20	16t	20t	21	24
NE	7	15	5	12	15	13	22	23	7t	11t	3	24	11	2	1	7	9	3	3
NYJ	20	20	29	20	12	23	32	28	25	4	32	2	21	19	8	30	26	29	28
PIT	28	18	19	18	27	14	14	12	29	27	31	6	10	28	17	18	18t	17	29
TEN	27	27	20	21	25	29	27	11	24	21	30	14	9	3	2	28	29	32	32
ARI	26	24	21	25	21	25	18	27	27	16	6	19	31	31	18t	27	22	25	20
ATL	15	12	25	24	9	11	8	3	20t	19	20t	8	32	15	31	22	13	23	14
CAR	17	25	16	19	17	27	7	30	11t	29	26	25	2	30	32	14	20t	22	22
CHI	24	28	23	29	18	26	1	21	11t	13	8	22	24	11	15	21	3	15	12
DAL	29	29	18	26	32	30	28	25	30	30	24t	13	15	8	29	31	28	18	13
DET	21	19	13	9	24	21	10	8	22	10	23	7	17	25	24	23	31	8	10
GB	6	5	8	4	8	6	26	17	7t	17	13	21	14	27	26	8	8	10	9
LAR	13	7	9	8	19	9	9	15	13t	7	16	27	1	23	25	3t	14	2	4
MIN	9	8	24	13	5	12	29	5	10	6	27	11	19	24	18t	13	4	19	23
NO	11	11	26	14	6	15	17	13	16	9	9t	20	25	7	22	19t	24	27t	18
NYG	30	30	31	32	23	19	30	22	32	18	29	31	4	12	21	29	10t	26	26
PHI	14	10	22	23	10	7	16	14	13t	22	2	16	5	4	13t	6	10t	13	17
SEA	4	1	3	2	7	1	5	7	5	2	14	29	6	14	9	2	6	1	2
SF	18	22	12	17	22	22	31	32	19	15	17	23	12	22	7	11	2	12	16
TB	25	26	10	16	30	28	12	19	17	20	5	10	27	16	4	24	5	20	25
WAS	31	31	28	27	29	32	25	16	28	23	22	1	3	26	3	26	16t	24	27

(A) Total Yards per Game
(B) Total Yards per Play
(C) Rushing Yards per Game
(D) Rushing Yards per Attempt
(E) Passing Net Yards per Game
(F) Passing Net Yards per Play
(G) Passing, Percent Had Intercepted
(H) Sacks per Pass Play
(I) First Downs per Game
(J) Third Down Efficiency
(K) Fourth Down Efficiency
(L) Punt Return Average
(M) Kickoff Return Average
(N) Gross Punting Average
(O) Net Punting Average
(P) Points per Game
(Q) Field Goal Percentage
(R) Points per Game Differential (combined offense/defense)
(S) Net Yards per Game Differential (combined offense/defense)

©2000-2025 Elias Sports Bureau, Inc. All Rights Reserved.

2025 NATIONAL FOOTBALL LEAGUE

AFC TOTAL OFFENSE

RANK	TEAM	TOTAL	RUSH	PASS	TOTAL/G	RUSH/G	PASS/G
1	Buffalo	5337	2219	3118	381.2	158.5	222.7
2	New England	5099	1714	3385	364.2	122.4	241.8
3	Kansas City	5011	1595	3416	357.9	113.9	244.0
4	Indianapolis	5005	1799	3206	357.5	128.5	229.0
5	Denver	4837	1673	3164	345.5	119.5	226.0
6	Los Angeles Chargers	4731	1728	3003	337.9	123.4	214.5
7	Jacksonville	4700	1690	3010	335.7	120.7	215.0
8	Houston	4588	1517	3071	327.7	108.4	219.4
9	Baltimore	4544	2047	2497	324.6	146.2	178.4
10	Cincinnati	4396	1224	3172	314.0	87.4	226.6
11	Miami	4245	1707	2538	303.2	121.9	181.3
12	Pittsburgh	4034	1295	2739	288.1	92.5	195.6
13	New York Jets	3857	1799	2058	275.5	128.5	147.0
14	Cleveland	3700	1293	2407	264.3	92.4	171.9
15	Tennessee	3507	1240	2267	250.5	88.6	161.9
16	Las Vegas	3418	991	2427	244.1	70.8	173.4
	TOTALS	**71009**	**25531**	**45478**	**317.0**	**114.0**	**203.0**

AFC TOTAL DEFENSE

RANK	TEAM	TOTAL	RUSH	PASS	TOTAL/G	RUSH/G	PASS/G
1	Houston	3769	1298	2471	269.2	92.7	176.5
2	Los Angeles Chargers	3907	1466	2441	279.1	104.7	174.4
3	Cleveland	3908	1542	2366	279.1	110.1	169.0
4	Denver	4028	1272	2756	287.7	90.9	196.9
5	New England	4202	1331	2871	300.1	95.1	205.1
6	Kansas City	4243	1387	2856	303.1	99.1	204.0
7	Jacksonville	4319	1208	3111	308.5	86.3	222.2
8	Buffalo	4377	2004	2373	312.6	143.1	169.5
9	Las Vegas	4622	1664	2958	330.1	118.9	211.3
10	Miami	4685	1850	2835	334.6	132.1	202.5
11	New York Jets	4723	1921	2802	337.4	137.2	200.1
12	Indianapolis	4798	1332	3466	342.7	95.1	247.6
13	Baltimore	4821	1555	3266	344.4	111.1	233.3
14	Tennessee	4992	1730	3262	356.6	123.6	233.0
15	Pittsburgh	5086	1692	3394	363.3	120.9	242.4
16	Cincinnati	5653	2211	3442	403.8	157.9	245.9
	TOTALS	**72133**	**25463**	**46670**	**322.0**	**113.7**	**208.3**

©2000-2025 Elias Sports Bureau, Inc. All Rights Reserved.

2025 NATIONAL FOOTBALL LEAGUE

NFC TOTAL OFFENSE

RANK	TEAM	TOTAL	RUSH	PASS	TOTAL/G	RUSH/G	PASS/G
1	Dallas	5557	1691	3866	396.9	120.8	276.1
2	Los Angeles Rams	5370	1770	3600	383.6	126.4	257.1
3	Detroit	5319	1836	3483	379.9	131.1	248.8
4	Chicago	5167	2126	3041	369.1	151.9	217.2
5	Seattle	4909	1582	3327	350.6	113.0	237.6
6	San Francisco	4865	1419	3446	347.5	101.4	246.1
7	New York Giants	4805	1751	3054	343.2	125.1	218.1
8	Green Bay	4786	1638	3148	341.9	117.0	224.9
9	Atlanta	4766	1718	3048	340.4	122.7	217.7
10	Arizona	4668	1330	3338	333.4	95.0	238.4
11	Washington	4597	1919	2678	328.4	137.1	191.3
12	Tampa Bay	4433	1585	2848	316.6	113.2	203.4
13	Philadelphia	4409	1619	2790	314.9	115.6	199.3
14	Carolina	4326	1758	2568	309.0	125.6	183.4
15	New Orleans	4156	1308	2848	296.9	93.4	203.4
16	Minnesota	3911	1432	2479	279.4	102.3	177.1
	TOTALS	**76044**	**26482**	**49562**	**339.5**	**118.2**	**221.3**

NFC TOTAL DEFENSE

RANK	TEAM	TOTAL	RUSH	PASS	TOTAL/G	RUSH/G	PASS/G
1	Seattle	3962	1282	2680	283.0	91.6	191.4
2	Green Bay	4124	1407	2717	294.6	100.5	194.1
3	Minnesota	4311	1786	2525	307.9	127.6	180.4
4	New Orleans	4357	1829	2528	311.2	130.6	180.6
5	Los Angeles Rams	4491	1415	3076	320.8	101.1	219.7
6	Philadelphia	4516	1762	2754	322.6	125.9	196.7
7	Atlanta	4530	1791	2739	323.6	127.9	195.6
8	Carolina	4641	1624	3017	331.5	116.0	215.5
9	San Francisco	4671	1485	3186	333.6	106.1	227.6
10	Detroit	4730	1494	3236	337.9	106.7	231.1
11	Chicago	4837	1773	3064	345.5	126.6	218.9
12	Tampa Bay	4875	1419	3456	348.2	101.4	246.9
13	Arizona	4915	1743	3172	351.1	124.5	226.6
14	Dallas	5249	1682	3567	374.9	120.1	254.8
15	New York Giants	5355	2150	3205	382.5	153.6	228.9
16	Washington	5356	1908	3448	382.6	136.3	246.3
	TOTALS	**74920**	**26550**	**48370**	**334.5**	**118.5**	**215.9**

©2000-2025 Elias Sports Bureau, Inc. All Rights Reserved.

2025 NATIONAL FOOTBALL LEAGUE

NFL TOTAL OFFENSE

RANK	TEAM	TOTAL	RUSH	PASS	TOTAL/G	RUSH/G	PASS/G
1	Dallas	5557	1691	3866	396.9	120.8	276.1
2	Los Angeles Rams	5370	1770	3600	383.6	126.4	257.1
3	Buffalo	5337	2219	3118	381.2	158.5	222.7
4	Detroit	5319	1836	3483	379.9	131.1	248.8
5	Chicago	5167	2126	3041	369.1	151.9	217.2
6	New England	5099	1714	3385	364.2	122.4	241.8
7	Kansas City	5011	1595	3416	357.9	113.9	244.0
8	Indianapolis	5005	1799	3206	357.5	128.5	229.0
9	Seattle	4909	1582	3327	350.6	113.0	237.6
10	San Francisco	4865	1419	3446	347.5	101.4	246.1
11	Denver	4837	1673	3164	345.5	119.5	226.0
12	New York Giants	4805	1751	3054	343.2	125.1	218.1
13	Green Bay	4786	1638	3148	341.9	117.0	224.9
14	Atlanta	4766	1718	3048	340.4	122.7	217.7
15	Los Angeles Chargers	4731	1728	3003	337.9	123.4	214.5
16	Jacksonville	4700	1690	3010	335.7	120.7	215.0
17	Arizona	4668	1330	3338	333.4	95.0	238.4
18	Washington	4597	1919	2678	328.4	137.1	191.3
19	Houston	4588	1517	3071	327.7	108.4	219.4
20	Baltimore	4544	2047	2497	324.6	146.2	178.4
21	Tampa Bay	4433	1585	2848	316.6	113.2	203.4
22	Philadelphia	4409	1619	2790	314.9	115.6	199.3
23	Cincinnati	4396	1224	3172	314.0	87.4	226.6
24	Carolina	4326	1758	2568	309.0	125.6	183.4
25	Miami	4245	1707	2538	303.2	121.9	181.3
26	New Orleans	4156	1308	2848	296.9	93.4	203.4
27	Pittsburgh	4034	1295	2739	288.1	92.5	195.6
28	Minnesota	3911	1432	2479	279.4	102.3	177.1
29	New York Jets	3857	1799	2058	275.5	128.5	147.0
30	Cleveland	3700	1293	2407	264.3	92.4	171.9
31	Tennessee	3507	1240	2267	250.5	88.6	161.9
32	Las Vegas	3418	991	2427	244.1	70.8	173.4
	TOTALS	**147053**	**52013**	**95040**	**328.2**	**116.1**	**212.1**

©2000-2025 Elias Sports Bureau, Inc. All Rights Reserved.

2025 NATIONAL FOOTBALL LEAGUE

NFL TOTAL DEFENSE

RANK	TEAM	TOTAL	RUSH	PASS	TOTAL/G	RUSH/G	PASS/G
1	Houston	3769	1298	2471	269.2	92.7	176.5
2	Los Angeles Chargers	3907	1466	2441	279.1	104.7	174.4
3	Cleveland	3908	1542	2366	279.1	110.1	169.0
4	Seattle	3962	1282	2680	283.0	91.6	191.4
5	Denver	4028	1272	2756	287.7	90.9	196.9
6	Green Bay	4124	1407	2717	294.6	100.5	194.1
7	New England	4202	1331	2871	300.1	95.1	205.1
8	Kansas City	4243	1387	2856	303.1	99.1	204.0
9	Minnesota	4311	1786	2525	307.9	127.6	180.4
10	Jacksonville	4319	1208	3111	308.5	86.3	222.2
11	New Orleans	4357	1829	2528	311.2	130.6	180.6
12	Buffalo	4377	2004	2373	312.6	143.1	169.5
13	Los Angeles Rams	4491	1415	3076	320.8	101.1	219.7
14	Philadelphia	4516	1762	2754	322.6	125.9	196.7
15	Atlanta	4530	1791	2739	323.6	127.9	195.6
16	Las Vegas	4622	1664	2958	330.1	118.9	211.3
17	Carolina	4641	1624	3017	331.5	116.0	215.5
18	San Francisco	4671	1485	3186	333.6	106.1	227.6
19	Miami	4685	1850	2835	334.6	132.1	202.5
20	New York Jets	4723	1921	2802	337.4	137.2	200.1
21	Detroit	4730	1494	3236	337.9	106.7	231.1
22	Indianapolis	4798	1332	3466	342.7	95.1	247.6
23	Baltimore	4821	1555	3266	344.4	111.1	233.3
24	Chicago	4837	1773	3064	345.5	126.6	218.9
25	Tampa Bay	4875	1419	3456	348.2	101.4	246.9
26	Arizona	4915	1743	3172	351.1	124.5	226.6
27	Tennessee	4992	1730	3262	356.6	123.6	233.0
28	Pittsburgh	5086	1692	3394	363.3	120.9	242.4
29	Dallas	5249	1682	3567	374.9	120.1	254.8
30	New York Giants	5355	2150	3205	382.5	153.6	228.9
31	Washington	5356	1908	3448	382.6	136.3	246.3
32	Cincinnati	5653	2211	3442	403.8	157.9	245.9
	TOTALS	**147053**	**52013**	**95040**	**328.2**	**116.1**	**212.1**

©2000-2025 Elias Sports Bureau, Inc. All Rights Reserved.

2025 NATIONAL FOOTBALL LEAGUE

AFC TEAM TAKEAWAYS/GIVEAWAYS

RANK	TEAM	TAKEAWAYS			GIVEAWAYS			NET DIFF
		INT	FUM	TOTAL	INT	FUM	TOTAL	
1	Houston	16	8	24	7	3	10	+14
2t	Jacksonville	18	8	26	11	5	16	+10
2t	Pittsburgh	12	12	24	9	5	14	+10
4t	Indianapolis	12	6	18	10	6	16	+2
4t	Los Angeles Chargers	17	3	20	12	6	18	+2
6t	Buffalo	11	7	18	10	8	18	0
6t	New England	8	6	14	7	7	14	0
8t	Denver	9	3	12	9	5	14	-2
8t	Kansas City	8	3	11	12	1	13	-2
8t	Miami	7	10	17	15	4	19	-2
11t	Baltimore	9	7	16	10	10	20	-4
11t	Cleveland	10	6	16	14	6	20	-4
11t	Las Vegas	8	6	14	15	3	18	-4
11t	Tennessee	6	7	13	7	10	17	-4
15	Cincinnati	11	6	17	16	6	22	-5
16	New York Jets	0	3	3	11	9	20	-17
	TOTALS	**162**	**101**	**263**	**175**	**94**	**269**	**-6**

NFC TEAM TAKEAWAYS/GIVEAWAYS

RANK	TEAM	TAKEAWAYS			GIVEAWAYS			NET DIFF
		INT	FUM	TOTAL	INT	FUM	TOTAL	
1	Chicago	21	9	30	6	4	10	+20
2t	Detroit	12	5	17	5	3	8	+9
2t	Los Angeles Rams	13	8	21	5	7	12	+9
2t	Tampa Bay	12	8	20	7	4	11	+9
5	Philadelphia	10	7	17	6	7	13	+4
6	Green Bay	7	6	13	6	4	10	+3
7	Atlanta	11	6	17	6	9	15	+2
8t	Arizona	9	8	17	9	9	18	-1
8t	Carolina	12	5	17	10	8	18	-1
8t	Seattle	16	6	22	12	11	23	-1
11	New Orleans	8	8	16	11	9	20	-4
12	San Francisco	5	9	14	13	6	19	-5
13	New York Giants	5	4	9	9	6	15	-6
14	Dallas	6	5	11	11	7	18	-7
15	Washington	7	1	8	10	10	20	-12
16	Minnesota	5	9	14	20	7	27	-13
	TOTALS	**159**	**104**	**263**	**146**	**111**	**257**	**+6**

©2000-2025 Elias Sports Bureau, Inc. All Rights Reserved.

2025 NATIONAL FOOTBALL LEAGUE

NFL TEAM TAKEAWAYS/GIVEAWAYS

RANK	TEAM	TAKEAWAYS			GIVEAWAYS			NET DIFF
		INT	FUM	TOTAL	INT	FUM	TOTAL	
1	Chicago	21	9	30	6	4	10	+20
2	Houston	16	8	24	7	3	10	+14
3t	Jacksonville	18	8	26	11	5	16	+10
3t	Pittsburgh	12	12	24	9	5	14	+10
5t	Detroit	12	5	17	5	3	8	+9
5t	Los Angeles Rams	13	8	21	5	7	12	+9
5t	Tampa Bay	12	8	20	7	4	11	+9
8	Philadelphia	10	7	17	6	7	13	+4
9	Green Bay	7	6	13	6	4	10	+3
10t	Atlanta	11	6	17	6	9	15	+2
10t	Indianapolis	12	6	18	10	6	16	+2
10t	Los Angeles Chargers	17	3	20	12	6	18	+2
13t	Buffalo	11	7	18	10	8	18	0
13t	New England	8	6	14	7	7	14	0
15t	Arizona	9	8	17	9	9	18	-1
15t	Carolina	12	5	17	10	8	18	-1
15t	Seattle	16	6	22	12	11	23	-1
18t	Denver	9	3	12	9	5	14	-2
18t	Kansas City	8	3	11	12	1	13	-2
18t	Miami	7	10	17	15	4	19	-2
21t	Baltimore	9	7	16	10	10	20	-4
21t	Cleveland	10	6	16	14	6	20	-4
21t	Las Vegas	8	6	14	15	3	18	-4
21t	New Orleans	8	8	16	11	9	20	-4
21t	Tennessee	6	7	13	7	10	17	-4
26t	Cincinnati	11	6	17	16	6	22	-5
26t	San Francisco	5	9	14	13	6	19	-5
28	New York Giants	5	4	9	9	6	15	-6
29	Dallas	6	5	11	11	7	18	-7
30	Washington	7	1	8	10	10	20	-12
31	Minnesota	5	9	14	20	7	27	-13
32	New York Jets	0	3	3	11	9	20	-17
	TOTALS	**321**	**205**	**526**	**321**	**205**	**526**	**0**

©2000-2025 Elias Sports Bureau, Inc. All Rights Reserved.

2025 NATIONAL FOOTBALL LEAGUE

AFC OFFENSE INSIDE THE 20

RANK	TEAM	DRIVES	PTS	TD	TD%	FG	SCORES	SCORE%
1	Pittsburgh	42	221	28	66.7%	8	36	85.7%
2	Indianapolis	57	308	37	64.9%	18	55	96.5%
3	Buffalo	53	270	34	64.2%	12	46	86.8%
4	Denver	48	256	30	62.5%	15	45	93.8%
5t	Jacksonville	55	266	33	60.0%	12	45	81.8%
5t	Kansas City	55	275	33	60.0%	15	48	87.3%
7	Miami	40	196	23	57.5%	12	35	87.5%
8	Cincinnati	39	191	22	56.4%	12	34	87.2%
9	Cleveland	32	152	18	56.3%	10	28	87.5%
10	Tennessee	26	127	14	53.8%	10	24	92.3%
11	New England	50	232	26	52.0%	17	43	86.0%
12	Las Vegas	31	142	16	51.6%	11	27	87.1%
13	Los Angeles Chargers	46	215	23	50.0%	18	41	89.1%
14	New York Jets	33	147	16	48.5%	11	27	81.8%
15	Houston	49	221	22	44.9%	23	45	91.8%
16	Baltimore	50	220	22	44.0%	22	44	88.0%
	TOTALS	**706**	**3439**	**397**	**56.2%**	**226**	**623**	**88.2%**

AFC DEFENSE INSIDE THE 20

RANK	TEAM	DRIVES	PTS	TD	TD%	FG	SCORES	SCORE%
1	Denver	39	162	15	38.5%	20	35	89.7%
2	Los Angeles Chargers	43	197	22	51.2%	14	36	83.7%
3	Baltimore	54	237	28	51.9%	15	43	79.6%
4	Miami	48	222	25	52.1%	16	41	85.4%
5	Indianapolis	53	244	28	52.8%	15	43	81.1%
6	Kansas City	41	202	22	53.7%	16	38	92.7%
7	Pittsburgh	50	237	27	54.0%	17	44	88.0%
8t	Cleveland	41	206	24	58.5%	13	37	90.2%
8t	Jacksonville	41	201	24	58.5%	12	36	87.8%
10	Houston	34	164	20	58.8%	9	29	85.3%
11t	Buffalo	40	202	24	60.0%	12	36	90.0%
11t	Las Vegas	55	258	33	60.0%	10	43	78.2%
13	New York Jets	54	297	34	63.0%	20	54	100.0%
14	Cincinnati	57	289	36	63.2%	12	48	84.2%
15	Tennessee	52	275	33	63.5%	16	49	94.2%
16	New England	32	176	24	75.0%	4	28	87.5%
	TOTALS	**734**	**3569**	**419**	**57.1%**	**221**	**640**	**87.2%**

©2000-2025 Elias Sports Bureau, Inc. All Rights Reserved.

2025 NATIONAL FOOTBALL LEAGUE

NFC OFFENSE INSIDE THE 20

RANK	TEAM	DRIVES	PTS	TD	TD%	FG	SCORES	SCORE%
1	Philadelphia	36	191	25	69.4%	6	31	86.1%
2	Detroit	55	296	37	67.3%	12	49	89.1%
3t	Los Angeles Rams	63	318	42	66.7%	9	51	81.0%
3t	Washington	36	180	24	66.7%	5	29	80.6%
5	Green Bay	51	275	33	64.7%	15	48	94.1%
6	San Francisco	54	282	34	63.0%	16	50	92.6%
7	Atlanta	42	216	26	61.9%	12	38	90.5%
8	Minnesota	43	223	26	60.5%	14	40	93.0%
9	Chicago	49	248	29	59.2%	15	44	89.8%
10	Seattle	47	240	27	57.4%	17	44	93.6%
11	Arizona	54	251	31	57.4%	12	43	79.6%
12	Dallas	56	270	32	57.1%	15	47	83.9%
13	Tampa Bay	41	189	22	53.7%	12	34	82.9%
14	Carolina	39	175	20	51.3%	13	33	84.6%
15	New York Giants	46	194	23	50.0%	12	35	76.1%
16	New Orleans	37	153	16	43.2%	14	30	81.1%
	TOTALS	**749**	**3701**	**447**	**59.7%**	**199**	**646**	**86.2%**

NFC DEFENSE INSIDE THE 20

RANK	TEAM	DRIVES	PTS	TD	TD%	FG	SCORES	SCORE%
1t	Los Angeles Rams	44	182	20	45.5%	15	35	79.5%
1t	Minnesota	44	195	20	45.5%	18	38	86.4%
3	Philadelphia	39	173	19	48.7%	13	32	82.1%
4	Seattle	43	187	22	51.2%	10	32	74.4%
5	Carolina	46	224	26	56.5%	14	40	87.0%
6	San Francisco	44	211	25	56.8%	13	38	86.4%
7	New Orleans	40	192	23	57.5%	11	34	85.0%
8	Atlanta	43	214	25	58.1%	13	38	88.4%
9	Arizona	56	277	33	58.9%	17	50	89.3%
10	Chicago	43	214	26	60.5%	11	37	86.0%
11	Detroit	47	242	29	61.7%	14	43	91.5%
12	Green Bay	40	202	25	62.5%	9	34	85.0%
13	Washington	54	287	35	64.8%	14	49	90.7%
14	New York Giants	48	260	32	66.7%	12	44	91.7%
15t	Dallas	54	314	39	72.2%	14	53	98.1%
15t	Tampa Bay	36	197	26	72.2%	6	32	88.9%
	TOTALS	**721**	**3571**	**425**	**58.9%**	**204**	**629**	**87.2%**

©2000-2025 Elias Sports Bureau, Inc. All Rights Reserved.

2025 NATIONAL FOOTBALL LEAGUE

NFL OFFENSE INSIDE THE 20

RANK	TEAM	DRIVES	PTS	TD	TD%	FG	SCORES	SCORE%
1	Philadelphia	36	191	25	69.4%	6	31	86.1%
2	Detroit	55	296	37	67.3%	12	49	89.1%
3t	Los Angeles Rams	63	318	42	66.7%	9	51	81.0%
3t	Pittsburgh	42	221	28	66.7%	8	36	85.7%
3t	Washington	36	180	24	66.7%	5	29	80.6%
6	Indianapolis	57	308	37	64.9%	18	55	96.5%
7	Green Bay	51	275	33	64.7%	15	48	94.1%
8	Buffalo	53	270	34	64.2%	12	46	86.8%
9	San Francisco	54	282	34	63.0%	16	50	92.6%
10	Denver	48	256	30	62.5%	15	45	93.8%
11	Atlanta	42	216	26	61.9%	12	38	90.5%
12	Minnesota	43	223	26	60.5%	14	40	93.0%
13t	Jacksonville	55	266	33	60.0%	12	45	81.8%
13t	Kansas City	55	275	33	60.0%	15	48	87.3%
15	Chicago	49	248	29	59.2%	15	44	89.8%
16	Miami	40	196	23	57.5%	12	35	87.5%
17	Seattle	47	240	27	57.4%	17	44	93.6%
18	Arizona	54	251	31	57.4%	12	43	79.6%
19	Dallas	56	270	32	57.1%	15	47	83.9%
20	Cincinnati	39	191	22	56.4%	12	34	87.2%
21	Cleveland	32	152	18	56.3%	10	28	87.5%
22	Tennessee	26	127	14	53.8%	10	24	92.3%
23	Tampa Bay	41	189	22	53.7%	12	34	82.9%
24	New England	50	232	26	52.0%	17	43	86.0%
25	Las Vegas	31	142	16	51.6%	11	27	87.1%
26	Carolina	39	175	20	51.3%	13	33	84.6%
27t	Los Angeles Chargers	46	215	23	50.0%	18	41	89.1%
27t	New York Giants	46	194	23	50.0%	12	35	76.1%
29	New York Jets	33	147	16	48.5%	11	27	81.8%
30	Houston	49	221	22	44.9%	23	45	91.8%
31	Baltimore	50	220	22	44.0%	22	44	88.0%
32	New Orleans	37	153	16	43.2%	14	30	81.1%
	TOTALS	**1455**	**7140**	**844**	**58.0%**	**425**	**1269**	**87.2%**

©2000-2025 Elias Sports Bureau, Inc. All Rights Reserved.

2025 NATIONAL FOOTBALL LEAGUE

NFL DEFENSE INSIDE THE 20

RANK	TEAM	DRIVES	PTS	TD	TD%	FG	SCORES	SCORE%
1	Denver	39	162	15	38.5%	20	35	89.7%
2t	Los Angeles Rams	44	182	20	45.5%	15	35	79.5%
2t	Minnesota	44	195	20	45.5%	18	38	86.4%
4	Philadelphia	39	173	19	48.7%	13	32	82.1%
5t	Los Angeles Chargers	43	197	22	51.2%	14	36	83.7%
5t	Seattle	43	187	22	51.2%	10	32	74.4%
7	Baltimore	54	237	28	51.9%	15	43	79.6%
8	Miami	48	222	25	52.1%	16	41	85.4%
9	Indianapolis	53	244	28	52.8%	15	43	81.1%
10	Kansas City	41	202	22	53.7%	16	38	92.7%
11	Pittsburgh	50	237	27	54.0%	17	44	88.0%
12	Carolina	46	224	26	56.5%	14	40	87.0%
13	San Francisco	44	211	25	56.8%	13	38	86.4%
14	New Orleans	40	192	23	57.5%	11	34	85.0%
15	Atlanta	43	214	25	58.1%	13	38	88.4%
16t	Cleveland	41	206	24	58.5%	13	37	90.2%
16t	Jacksonville	41	201	24	58.5%	12	36	87.8%
18	Houston	34	164	20	58.8%	9	29	85.3%
19	Arizona	56	277	33	58.9%	17	50	89.3%
20t	Buffalo	40	202	24	60.0%	12	36	90.0%
20t	Las Vegas	55	258	33	60.0%	10	43	78.2%
22	Chicago	43	214	26	60.5%	11	37	86.0%
23	Detroit	47	242	29	61.7%	14	43	91.5%
24	Green Bay	40	202	25	62.5%	9	34	85.0%
25	New York Jets	54	297	34	63.0%	20	54	100.0%
26	Cincinnati	57	289	36	63.2%	12	48	84.2%
27	Tennessee	52	275	33	63.5%	16	49	94.2%
28	Washington	54	287	35	64.8%	14	49	90.7%
29	New York Giants	48	260	32	66.7%	12	44	91.7%
30t	Dallas	54	314	39	72.2%	14	53	98.1%
30t	Tampa Bay	36	197	26	72.2%	6	32	88.9%
32	New England	32	176	24	75.0%	4	28	87.5%
	TOTALS	**1455**	**7140**	**844**	**58.0%**	**425**	**1269**	**87.2%**

©2000-2025 Elias Sports Bureau, Inc. All Rights Reserved.

2025 NATIONAL FOOTBALL LEAGUE

AFC TEAM OFFENSE FIRST DOWNS, THIRD DOWNS & FOURTH DOWNS

		FIRST DOWNS				THIRD DOWNS			FOURTH DOWNS		
RANK	TEAM	TOTAL	RUSH	PASS	PEN	MADE	ATT	PCT	MADE	ATT	PCT
1t	Buffalo	308	116	163	29	80	174	46.0%	14	22	63.6%
1t	Kansas City	308	110	174	24	74	182	40.7%	22	29	75.9%
3	Indianapolis	298	106	166	26	66	159	41.5%	17	24	70.8%
4	Jacksonville	289	104	155	30	66	179	36.9%	16	27	59.3%
5	New England	286	101	165	20	72	167	43.1%	14	19	73.7%
6t	Denver	278	90	164	24	75	186	40.3%	8	16	50.0%
6t	Los Angeles Chargers	278	100	152	26	95	205	46.3%	9	15	60.0%
8	Cincinnati	276	78	164	34	75	183	41.0%	11	17	64.7%
9	Houston	269	80	157	32	72	192	37.5%	11	19	57.9%
10	Baltimore	254	110	121	23	62	166	37.3%	13	23	56.5%
11	Miami	246	87	147	12	56	157	35.7%	10	20	50.0%
12	Pittsburgh	239	88	123	28	64	163	39.3%	9	16	56.3%
13	New York Jets	237	100	119	18	68	185	36.8%	13	28	46.4%
14	Cleveland	224	81	113	30	62	196	31.6%	11	26	42.3%
15	Las Vegas	218	54	140	24	59	170	34.7%	9	25	36.0%
16	Tennessee	211	66	128	17	56	186	30.1%	13	27	48.1%
	TOTALS	**4219**	**1471**	**2351**	**397**	**1102**	**2850**	**38.7%**	**200**	**353**	**56.7%**

AFC TEAM DEFENSE FIRST DOWNS, THIRD DOWNS & FOURTH DOWNS

		FIRST DOWNS				THIRD DOWNS			FOURTH DOWNS		
RANK	TEAM	TOTAL	RUSH	PASS	PEN	MADE	ATT	PCT	MADE	ATT	PCT
1	Houston	229	68	132	29	60	177	33.9%	9	20	45.0%
2	Cleveland	230	79	130	21	72	192	37.5%	6	12	50.0%
3	Kansas City	235	80	130	25	74	174	42.5%	5	18	27.8%
4	Los Angeles Chargers	238	88	124	26	58	164	35.4%	12	22	54.5%
5	Denver	254	67	148	39	61	191	31.9%	10	20	50.0%
6	New England	257	84	149	24	60	160	37.5%	8	23	34.8%
7	Buffalo	258	111	125	22	68	163	41.7%	9	15	60.0%
8	Baltimore	268	91	155	22	71	196	36.2%	20	34	58.8%
9	Jacksonville	275	70	169	36	75	179	41.9%	9	24	37.5%
10	Miami	277	96	148	33	66	173	38.2%	17	24	70.8%
11	Las Vegas	282	107	150	25	90	184	48.9%	11	19	57.9%
12	Tennessee	289	95	162	32	71	175	40.6%	12	16	75.0%
13	New York Jets	291	105	156	30	61	173	35.3%	10	13	76.9%
14	Indianapolis	301	96	175	30	75	181	41.4%	13	25	52.0%
15	Pittsburgh	306	113	169	24	84	198	42.4%	25	33	75.8%
16	Cincinnati	311	116	174	21	79	168	47.0%	13	20	65.0%
	TOTALS	**4301**	**1466**	**2396**	**439**	**1125**	**2848**	**39.5%**	**189**	**338**	**55.9%**

©2000-2025 Elias Sports Bureau, Inc. All Rights Reserved.

2025 NATIONAL FOOTBALL LEAGUE

NFC TEAM OFFENSE FIRST DOWNS, THIRD DOWNS & FOURTH DOWNS

		FIRST DOWNS				THIRD DOWNS			FOURTH DOWNS		
RANK	TEAM	TOTAL	RUSH	PASS	PEN	MADE	ATT	PCT	MADE	ATT	PCT
1t	Dallas	329	97	195	37	72	172	41.9%	14	24	58.3%
1t	Los Angeles Rams	329	105	193	31	54	143	37.8%	16	22	72.7%
3	San Francisco	310	97	192	21	90	183	49.2%	11	18	61.1%
4	Chicago	296	123	154	19	85	193	44.0%	10	22	45.5%
5	New York Giants	288	115	136	37	74	187	39.6%	16	35	45.7%
6	Arizona	287	78	185	24	79	187	42.2%	8	22	36.4%
7	Detroit	281	92	176	13	66	172	38.4%	15	27	55.6%
8	Green Bay	280	99	157	24	88	175	50.3%	13	20	65.0%
9	Atlanta	277	96	154	27	53	166	31.9%	11	22	50.0%
10	Seattle	275	97	149	29	63	166	38.0%	7	10	70.0%
11	Tampa Bay	270	95	139	36	72	186	38.7%	11	27	40.7%
12	Washington	266	102	133	31	62	162	38.3%	14	24	58.3%
13t	Carolina	264	95	145	24	66	174	37.9%	23	33	69.7%
13t	New Orleans	264	85	145	34	70	179	39.1%	10	29	34.5%
15	Philadelphia	251	93	136	22	65	174	37.4%	11	18	61.1%
16	Minnesota	242	81	133	28	50	160	31.3%	13	22	59.1%
	TOTALS	**4509**	**1550**	**2522**	**437**	**1109**	**2779**	**39.9%**	**203**	**375**	**54.1%**

NFC TEAM DEFENSE FIRST DOWNS, THIRD DOWNS & FOURTH DOWNS

		FIRST DOWNS				THIRD DOWNS			FOURTH DOWNS		
RANK	TEAM	TOTAL	RUSH	PASS	PEN	MADE	ATT	PCT	MADE	ATT	PCT
1	Seattle	246	69	148	29	64	194	33.0%	19	35	54.3%
2	Green Bay	257	82	148	27	72	183	39.3%	17	32	53.1%
3	Minnesota	262	123	118	21	67	187	35.8%	13	19	68.4%
4t	Carolina	265	97	151	17	74	165	44.8%	14	21	66.7%
4t	Chicago	265	94	146	25	59	156	37.8%	9	19	47.4%
6t	Los Angeles Rams	268	88	159	21	69	191	36.1%	22	40	55.0%
6t	Philadelphia	268	109	130	29	78	191	40.8%	7	24	29.2%
8	New Orleans	269	110	133	26	62	169	36.7%	13	26	50.0%
9	Tampa Bay	270	71	178	21	68	168	40.5%	12	28	42.9%
10	San Francisco	276	94	159	23	60	157	38.2%	10	18	55.6%
11	Atlanta	277	104	150	23	70	176	39.8%	15	25	60.0%
12	Detroit	280	81	167	32	64	174	36.8%	18	28	64.3%
13	Arizona	302	105	171	26	64	164	39.0%	8	18	44.4%
14	Washington	303	103	179	21	70	170	41.2%	14	23	60.9%
15	Dallas	307	115	169	23	79	170	46.5%	13	20	65.0%
16	New York Giants	312	110	171	31	66	166	39.8%	10	14	71.4%
	TOTALS	**4427**	**1555**	**2477**	**395**	**1086**	**2781**	**39.1%**	**214**	**390**	**54.9%**

©2000-2025 Elias Sports Bureau, Inc. All Rights Reserved.

2025 NATIONAL FOOTBALL LEAGUE

NFL TEAM OFFENSE FIRST DOWNS, THIRD DOWNS & FOURTH DOWNS

		FIRST DOWNS				THIRD DOWNS			FOURTH DOWNS		
RANK	TEAM	TOTAL	RUSH	PASS	PEN	MADE	ATT	PCT	MADE	ATT	PCT
1t	Dallas	329	97	195	37	72	172	41.9%	14	24	58.3%
1t	Los Angeles Rams	329	105	193	31	54	143	37.8%	16	22	72.7%
3	San Francisco	310	97	192	21	90	183	49.2%	11	18	61.1%
4t	Buffalo	308	116	163	29	80	174	46.0%	14	22	63.6%
4t	Kansas City	308	110	174	24	74	182	40.7%	22	29	75.9%
6	Indianapolis	298	106	166	26	66	159	41.5%	17	24	70.8%
7	Chicago	296	123	154	19	85	193	44.0%	10	22	45.5%
8	Jacksonville	289	104	155	30	66	179	36.9%	16	27	59.3%
9	New York Giants	288	115	136	37	74	187	39.6%	16	35	45.7%
10	Arizona	287	78	185	24	79	187	42.2%	8	22	36.4%
11	New England	286	101	165	20	72	167	43.1%	14	19	73.7%
12	Detroit	281	92	176	13	66	172	38.4%	15	27	55.6%
13	Green Bay	280	99	157	24	88	175	50.3%	13	20	65.0%
14t	Denver	278	90	164	24	75	186	40.3%	8	16	50.0%
14t	Los Angeles Chargers	278	100	152	26	95	205	46.3%	9	15	60.0%
16	Atlanta	277	96	154	27	53	166	31.9%	11	22	50.0%
17	Cincinnati	276	78	164	34	75	183	41.0%	11	17	64.7%
18	Seattle	275	97	149	29	63	166	38.0%	7	10	70.0%
19	Tampa Bay	270	95	139	36	72	186	38.7%	11	27	40.7%
20	Houston	269	80	157	32	72	192	37.5%	11	19	57.9%
21	Washington	266	102	133	31	62	162	38.3%	14	24	58.3%
22t	Carolina	264	95	145	24	66	174	37.9%	23	33	69.7%
22t	New Orleans	264	85	145	34	70	179	39.1%	10	29	34.5%
24	Baltimore	254	110	121	23	62	166	37.3%	13	23	56.5%
25	Philadelphia	251	93	136	22	65	174	37.4%	11	18	61.1%
26	Miami	246	87	147	12	56	157	35.7%	10	20	50.0%
27	Minnesota	242	81	133	28	50	160	31.3%	13	22	59.1%
28	Pittsburgh	239	88	123	28	64	163	39.3%	9	16	56.3%
29	New York Jets	237	100	119	18	68	185	36.8%	13	28	46.4%
30	Cleveland	224	81	113	30	62	196	31.6%	11	26	42.3%
31	Las Vegas	218	54	140	24	59	170	34.7%	9	25	36.0%
32	Tennessee	211	66	128	17	56	186	30.1%	13	27	48.1%
	TOTALS	**8728**	**3021**	**4873**	**834**	**2211**	**5629**	**39.3%**	**403**	**728**	**55.4%**

©2000-2025 Elias Sports Bureau, Inc. All Rights Reserved.

2025 NATIONAL FOOTBALL LEAGUE

NFL TEAM DEFENSE FIRST DOWNS, THIRD DOWNS & FOURTH DOWNS

		FIRST DOWNS				THIRD DOWNS			FOURTH DOWNS		
RANK	TEAM	TOTAL	RUSH	PASS	PEN	MADE	ATT	PCT	MADE	ATT	PCT
1	Houston	229	68	132	29	60	177	33.9%	9	20	45.0%
2	Cleveland	230	79	130	21	72	192	37.5%	6	12	50.0%
3	Kansas City	235	80	130	25	74	174	42.5%	5	18	27.8%
4	Los Angeles Chargers	238	88	124	26	58	164	35.4%	12	22	54.5%
5	Seattle	246	69	148	29	64	194	33.0%	19	35	54.3%
6	Denver	254	67	148	39	61	191	31.9%	10	20	50.0%
7t	Green Bay	257	82	148	27	72	183	39.3%	17	32	53.1%
7t	New England	257	84	149	24	60	160	37.5%	8	23	34.8%
9	Buffalo	258	111	125	22	68	163	41.7%	9	15	60.0%
10	Minnesota	262	123	118	21	67	187	35.8%	13	19	68.4%
11t	Carolina	265	97	151	17	74	165	44.8%	14	21	66.7%
11t	Chicago	265	94	146	25	59	156	37.8%	9	19	47.4%
13t	Baltimore	268	91	155	22	71	196	36.2%	20	34	58.8%
13t	Los Angeles Rams	268	88	159	21	69	191	36.1%	22	40	55.0%
13t	Philadelphia	268	109	130	29	78	191	40.8%	7	24	29.2%
16	New Orleans	269	110	133	26	62	169	36.7%	13	26	50.0%
17	Tampa Bay	270	71	178	21	68	168	40.5%	12	28	42.9%
18	Jacksonville	275	70	169	36	75	179	41.9%	9	24	37.5%
19	San Francisco	276	94	159	23	60	157	38.2%	10	18	55.6%
20t	Atlanta	277	104	150	23	70	176	39.8%	15	25	60.0%
20t	Miami	277	96	148	33	66	173	38.2%	17	24	70.8%
22	Detroit	280	81	167	32	64	174	36.8%	18	28	64.3%
23	Las Vegas	282	107	150	25	90	184	48.9%	11	19	57.9%
24	Tennessee	289	95	162	32	71	175	40.6%	12	16	75.0%
25	New York Jets	291	105	156	30	61	173	35.3%	10	13	76.9%
26	Indianapolis	301	96	175	30	75	181	41.4%	13	25	52.0%
27	Arizona	302	105	171	26	64	164	39.0%	8	18	44.4%
28	Washington	303	103	179	21	70	170	41.2%	14	23	60.9%
29	Pittsburgh	306	113	169	24	84	198	42.4%	25	33	75.8%
30	Dallas	307	115	169	23	79	170	46.5%	13	20	65.0%
31	Cincinnati	311	116	174	21	79	168	47.0%	13	20	65.0%
32	New York Giants	312	110	171	31	66	166	39.8%	10	14	71.4%
	TOTALS	**8728**	**3021**	**4873**	**834**	**2211**	**5629**	**39.3%**	**403**	**728**	**55.4%**

©2000-2025 Elias Sports Bureau, Inc. All Rights Reserved.

2025 NATIONAL FOOTBALL LEAGUE

AFC OFFENSIVE FIRST DOWN YARDAGE

RANK	TEAM	YDS/PL	PLAYS	YARDS
1	Baltimore	6.56	358	2349
2	Indianapolis	6.35	387	2459
3	New England	6.06	384	2326
4	Kansas City	5.99	400	2396
5	Miami	5.83	345	2010
6	Buffalo	5.59	394	2203
7	Cincinnati	5.46	376	2053
8	New York Jets	5.45	357	1947
9	Denver	5.34	391	2089
10	Jacksonville	5.29	394	2086
11	Pittsburgh	5.23	339	1773
12	Las Vegas	4.93	337	1662
13	Houston	4.85	383	1859
14	Tennessee	4.76	333	1584
15	Los Angeles Chargers	4.58	379	1734
16	Cleveland	4.31	356	1534
	TOTALS	**5.42**	**5913**	**32064**

AFC DEFENSIVE FIRST DOWN YARDAGE

RANK	TEAM	YDS/PL	PLAYS	YARDS
1	Houston	4.61	344	1587
2	Denver	4.68	371	1735
3	Las Vegas	4.85	381	1849
4	Indianapolis	5.05	403	2035
5	Cleveland	5.10	355	1810
6	Jacksonville	5.34	382	2041
7	Los Angeles Chargers	5.41	345	1866
8	Pittsburgh	5.59	410	2290
9	Kansas City	5.64	339	1911
10	New York Jets	5.69	391	2226
11	Baltimore	5.72	375	2145
12	New England	5.74	357	2048
13	Buffalo	5.78	355	2052
14	Miami	6.03	373	2251
15	Tennessee	6.13	389	2386
16	Cincinnati	6.67	405	2702
	TOTALS	**5.51**	**5975**	**32934**

©2000-2025 Elias Sports Bureau, Inc. All Rights Reserved.

2025 NATIONAL FOOTBALL LEAGUE

NFC OFFENSIVE FIRST DOWN YARDAGE

RANK	TEAM	YDS/PL	PLAYS	YARDS
1	Los Angeles Rams	6.49	411	2669
2	Seattle	6.47	382	2472
3	Detroit	6.45	380	2452
4	Atlanta	6.25	391	2442
5	Dallas	6.11	427	2608
6	Chicago	5.77	407	2348
7	New York Giants	5.53	382	2111
8	Minnesota	5.47	348	1904
9	Green Bay	5.44	372	2022
10	San Francisco	5.30	410	2173
11	Tampa Bay	5.30	381	2018
12	Carolina	5.23	367	1918
13	Philadelphia	5.12	359	1837
14	Washington	4.88	364	1777
15	Arizona	4.84	397	1921
16	New Orleans	4.63	379	1753
	TOTALS	**5.59**	**6157**	**34425**

NFC DEFENSIVE FIRST DOWN YARDAGE

RANK	TEAM	YDS/PL	PLAYS	YARDS
1	Green Bay	4.32	354	1529
2	Seattle	4.66	366	1705
3	Los Angeles Rams	5.06	379	1917
4	Carolina	5.20	357	1855
5	Philadelphia	5.29	385	2036
6	Minnesota	5.33	371	1976
7	San Francisco	5.34	376	2008
8	New Orleans	5.36	375	2009
9	Atlanta	5.36	385	2063
10	Detroit	5.52	390	2153
11	Tampa Bay	5.63	379	2134
12	New York Giants	5.86	408	2389
13	Dallas	6.17	397	2448
14	Arizona	6.18	409	2527
15	Chicago	6.23	371	2313
16	Washington	6.34	393	2493
	TOTALS	**5.51**	**6095**	**33555**

©2000-2025 Elias Sports Bureau, Inc. All Rights Reserved.

2025 NATIONAL FOOTBALL LEAGUE

NFL OFFENSIVE FIRST DOWN YARDAGE

RANK	TEAM	YDS/PL	PLAYS	YARDS
1	Baltimore	6.56	358	2349
2	Los Angeles Rams	6.49	411	2669
3	Seattle	6.47	382	2472
4	Detroit	6.45	380	2452
5	Indianapolis	6.35	387	2459
6	Atlanta	6.25	391	2442
7	Dallas	6.11	427	2608
8	New England	6.06	384	2326
9	Kansas City	5.99	400	2396
10	Miami	5.83	345	2010
11	Chicago	5.77	407	2348
12	Buffalo	5.59	394	2203
13	New York Giants	5.53	382	2111
14	Minnesota	5.47	348	1904
15	Cincinnati	5.46	376	2053
16	New York Jets	5.45	357	1947
17	Green Bay	5.44	372	2022
18	Denver	5.34	391	2089
19	San Francisco	5.30	410	2173
20	Tampa Bay	5.30	381	2018
21	Jacksonville	5.29	394	2086
22	Pittsburgh	5.23	339	1773
23	Carolina	5.23	367	1918
24	Philadelphia	5.12	359	1837
25	Las Vegas	4.93	337	1662
26	Washington	4.88	364	1777
27	Houston	4.85	383	1859
28	Arizona	4.84	397	1921
29	Tennessee	4.76	333	1584
30	New Orleans	4.63	379	1753
31	Los Angeles Chargers	4.58	379	1734
32	Cleveland	4.31	356	1534
	TOTALS	**5.51**	**12070**	**66489**

©2000-2025 Elias Sports Bureau, Inc. All Rights Reserved.

2025 NATIONAL FOOTBALL LEAGUE

NFL DEFENSIVE FIRST DOWN YARDAGE

RANK	TEAM	YDS/PL	PLAYS	YARDS
1	Green Bay	4.32	354	1529
2	Houston	4.61	344	1587
3	Seattle	4.66	366	1705
4	Denver	4.68	371	1735
5	Las Vegas	4.85	381	1849
6	Indianapolis	5.05	403	2035
7	Los Angeles Rams	5.06	379	1917
8	Cleveland	5.10	355	1810
9	Carolina	5.20	357	1855
10	Philadelphia	5.29	385	2036
11	Minnesota	5.33	371	1976
12	San Francisco	5.34	376	2008
13	Jacksonville	5.34	382	2041
14	New Orleans	5.36	375	2009
15	Atlanta	5.36	385	2063
16	Los Angeles Chargers	5.41	345	1866
17	Detroit	5.52	390	2153
18	Pittsburgh	5.59	410	2290
19	Tampa Bay	5.63	379	2134
20	Kansas City	5.64	339	1911
21	New York Jets	5.69	391	2226
22	Baltimore	5.72	375	2145
23	New England	5.74	357	2048
24	Buffalo	5.78	355	2052
25	New York Giants	5.86	408	2389
26	Miami	6.03	373	2251
27	Tennessee	6.13	389	2386
28	Dallas	6.17	397	2448
29	Arizona	6.18	409	2527
30	Chicago	6.23	371	2313
31	Washington	6.34	393	2493
32	Cincinnati	6.67	405	2702
	TOTALS	**5.51**	**12070**	**66489**

©2000-2025 Elias Sports Bureau, Inc. All Rights Reserved.

2025 NATIONAL FOOTBALL LEAGUE

AFC KICKOFFS (RECEIVING TEAM)

RANK	TEAM	TOTAL KO	ADJ KO	TB	TB%	EZ	EZ%	OB	IN20	AVG START
1	New York Jets	87	85	21	24.7%	27	31.8%	3	3	34.8
2	Buffalo	69	68	8	11.8%	16	23.5%	2	8	32.0
3	Las Vegas	76	74	15	20.3%	21	28.4%	3	3	31.5
4	Jacksonville	67	65	15	23.1%	22	33.8%	3	5	31.2
5	Indianapolis	69	68	13	19.1%	20	29.4%	1	5	31.2
6	Houston	54	52	14	26.9%	18	34.6%	0	1	31.1
7	Cincinnati	86	86	14	16.3%	20	23.3%	0	3	30.9
8	Baltimore	76	76	11	14.5%	17	22.4%	2	5	30.7
9	Miami	69	64	9	14.1%	18	28.1%	2	4	30.5
10	Tennessee	81	79	19	24.1%	25	31.6%	3	9	30.2
11	New England	63	60	9	15.0%	12	20.0%	2	6	30.0
12	Kansas City	63	62	4	6.5%	17	27.4%	0	4	29.1
13	Pittsburgh	74	69	11	15.9%	17	24.6%	4	6	29.1
14	Denver	65	63	9	14.3%	16	25.4%	2	6	29.1
15	Los Angeles Chargers	68	66	11	16.7%	18	27.3%	0	0	29.1
16	Cleveland	72	72	9	12.5%	15	20.8%	4	5	28.5
	TOTALS	**1139**	**1109**	**192**	**17.3%**	**299**	**27.0%**	**31**	**73**	**30.6**

AFC KICKOFFS (KICKING TEAM)

RANK	TEAM	TOTAL KO	ADJ KO	TB	TB%	EZ	EZ%	OB	IN20	AVG START
1	Pittsburgh	74	71	4	5.6%	10	14.1%	3	2	28.9
2	Indianapolis	84	81	5	6.2%	11	13.6%	3	6	29.4
3	Houston	77	76	16	21.1%	23	30.3%	1	4	29.7
4	Kansas City	72	71	11	15.5%	13	18.3%	2	6	29.7
5	Tennessee	58	55	14	25.5%	23	41.8%	4	3	30.0
6	Cincinnati	70	67	9	13.4%	15	22.4%	0	2	30.2
7	Buffalo	82	81	10	12.3%	15	18.5%	1	7	30.6
8	Miami	67	64	11	17.2%	19	29.7%	2	9	30.7
9	Las Vegas	51	48	5	10.4%	9	18.8%	2	6	30.9
10	New England	77	75	14	18.7%	22	29.3%	2	6	30.9
11	New York Jets	64	60	9	15.0%	15	25.0%	1	0	31.1
12	Jacksonville	78	75	26	34.7%	36	48.0%	3	3	31.2
13	Denver	72	71	16	22.5%	30	42.3%	2	4	31.5
14	Baltimore	76	73	7	9.6%	11	15.1%	6	3	31.6
15	Los Angeles Chargers	77	76	13	17.1%	22	28.9%	3	4	31.7
16	Cleveland	55	51	10	19.6%	12	23.5%	0	3	32.9
	TOTALS	**1134**	**1095**	**180**	**16.4%**	**286**	**26.1%**	**35**	**68**	**30.6**

ADJ KO: Adjusted kickoffs are used to compute Avg. Team Drive Start. Adjusted kickoffs do not include onside kicks or kickoffs at the end of a half unless either kickoff is returned for a touchdown. Adjusted kickoffs also do not include non-onside kickoffs that result in the kicking team ultimately retaining possession.
IN20: The number of drives that start inside (not including) the 20-yard line.

©2000-2025 Elias Sports Bureau, Inc. All Rights Reserved.

2025 NATIONAL FOOTBALL LEAGUE

NFC KICKOFFS (RECEIVING TEAM)

RANK	TEAM	TOTAL KO	ADJ KO	TB	TB%	EZ	EZ%	OB	IN20	AVG START
1	San Francisco	66	62	19	30.6%	23	37.1%	5	0	34.4
2	Seattle	57	55	9	16.4%	16	29.1%	3	2	32.0
3	Los Angeles Rams	60	57	9	15.8%	9	15.8%	3	1	31.6
4	New York Giants	78	77	16	20.8%	25	32.5%	1	3	31.5
5	Detroit	76	71	14	19.7%	19	26.8%	2	3	31.4
6	Chicago	72	68	10	14.7%	16	23.5%	4	4	30.7
7	Washington	81	79	17	21.5%	25	31.6%	3	9	30.2
8	Carolina	71	71	20	28.2%	22	31.0%	2	3	30.0
9	New Orleans	74	74	17	23.0%	23	31.1%	1	6	30.0
10	Green Bay	64	61	13	21.3%	18	29.5%	3	5	29.4
11	Tampa Bay	73	70	20	28.6%	31	44.3%	3	3	29.1
12	Arizona	84	82	16	19.5%	34	41.5%	1	4	29.0
13	Dallas	85	82	16	19.5%	22	26.8%	2	9	29.0
14	Atlanta	75	73	14	19.2%	19	26.0%	0	6	28.6
15	Minnesota	75	71	8	11.3%	23	32.4%	3	8	28.4
16	Philadelphia	65	63	10	15.9%	15	23.8%	1	9	28.3
	TOTALS	**1156**	**1116**	**228**	**20.4%**	**340**	**30.5%**	**37**	**75**	**30.1**

NFC KICKOFFS (KICKING TEAM)

RANK	TEAM	TOTAL KO	ADJ KO	TB	TB%	EZ	EZ%	OB	IN20	AVG START
1	New York Giants	68	66	8	12.1%	19	28.8%	4	11	28.0
2	Carolina	61	58	9	15.5%	10	17.2%	0	4	28.0
3	Seattle	87	84	16	19.0%	28	33.3%	2	5	28.1
4	Washington	62	59	11	18.6%	18	30.5%	3	7	28.3
5	Philadelphia	69	68	9	13.2%	11	16.2%	1	6	28.9
6	Los Angeles Rams	83	82	46	56.1%	52	63.4%	1	9	29.4
7	Detroit	85	83	12	14.5%	25	30.1%	5	8	29.9
8	Green Bay	74	73	18	24.7%	31	42.5%	1	3	30.0
9	Chicago	80	79	18	22.8%	26	32.9%	2	3	30.0
10	Minnesota	67	65	11	16.9%	18	27.7%	2	4	30.1
11	Dallas	86	84	15	17.9%	20	23.8%	2	6	30.4
12	San Francisco	78	76	15	19.7%	23	30.3%	1	3	31.8
13	New Orleans	57	55	13	23.6%	18	32.7%	3	0	31.9
14	Tampa Bay	70	68	9	13.2%	14	20.6%	1	4	32.1
15	Arizona	68	65	13	20.0%	14	21.5%	2	4	33.0
16	Atlanta	66	65	17	26.2%	26	40.0%	3	3	33.3
	TOTALS	**1161**	**1130**	**240**	**21.2%**	**353**	**31.2%**	**33**	**80**	**30.2**

ADJ KO: Adjusted kickoffs are used to compute Avg. Team Drive Start. Adjusted kickoffs do not include onside kicks or kickoffs at the end of a half unless either kickoff is returned for a touchdown. Adjusted kickoffs also do not include non-onside kickoffs that result in the kicking team ultimately retaining possession.
IN20: The number of drives that start inside (not including) the 20-yard line.

©2000-2025 Elias Sports Bureau, Inc. All Rights Reserved.

2025 NATIONAL FOOTBALL LEAGUE

NFL KICKOFFS (RECEIVING TEAM)

RANK	TEAM	TOTAL KO	ADJ KO	TB	TB%	EZ	EZ%	OB	IN20	AVG START
1	New York Jets	87	85	21	24.7%	27	31.8%	3	3	34.8
2	San Francisco	66	62	19	30.6%	23	37.1%	5	0	34.4
3	Buffalo	69	68	8	11.8%	16	23.5%	2	8	32.0
4	Seattle	57	55	9	16.4%	16	29.1%	3	2	32.0
5	Los Angeles Rams	60	57	9	15.8%	9	15.8%	3	1	31.6
6	New York Giants	78	77	16	20.8%	25	32.5%	1	3	31.5
7	Las Vegas	76	74	15	20.3%	21	28.4%	3	3	31.5
8	Detroit	76	71	14	19.7%	19	26.8%	2	3	31.4
9	Jacksonville	67	65	15	23.1%	22	33.8%	3	5	31.2
10	Indianapolis	69	68	13	19.1%	20	29.4%	1	5	31.2
11	Houston	54	52	14	26.9%	18	34.6%	0	1	31.1
12	Cincinnati	86	86	14	16.3%	20	23.3%	0	3	30.9
13	Baltimore	76	76	11	14.5%	17	22.4%	2	5	30.7
14	Chicago	72	68	10	14.7%	16	23.5%	4	4	30.7
15	Miami	69	64	9	14.1%	18	28.1%	2	4	30.5
16t	Tennessee	81	79	19	24.1%	25	31.6%	3	9	30.2
16t	Washington	81	79	17	21.5%	25	31.6%	3	9	30.2
18	New England	63	60	9	15.0%	12	20.0%	2	6	30.0
19	Carolina	71	71	20	28.2%	22	31.0%	2	3	30.0
20	New Orleans	74	74	17	23.0%	23	31.1%	1	6	30.0
21	Green Bay	64	61	13	21.3%	18	29.5%	3	5	29.4
22	Kansas City	63	62	4	6.5%	17	27.4%	0	4	29.1
23	Pittsburgh	74	69	11	15.9%	17	24.6%	4	6	29.1
24	Denver	65	63	9	14.3%	16	25.4%	2	6	29.1
25	Los Angeles Chargers	68	66	11	16.7%	18	27.3%	0	0	29.1
26	Tampa Bay	73	70	20	28.6%	31	44.3%	3	3	29.1
27	Arizona	84	82	16	19.5%	34	41.5%	1	4	29.0
28	Dallas	85	82	16	19.5%	22	26.8%	2	9	29.0
29	Atlanta	75	73	14	19.2%	19	26.0%	0	6	28.6
30	Cleveland	72	72	9	12.5%	15	20.8%	4	5	28.5
31	Minnesota	75	71	8	11.3%	23	32.4%	3	8	28.4
32	Philadelphia	65	63	10	15.9%	15	23.8%	1	9	28.3
	TOTALS	**4590**	**4450**	**840**	**18.9%**	**1278**	**28.7%**	**136**	**296**	**30.4**

ADJ KO: Adjusted kickoffs are used to compute Avg. Team Drive Start. Adjusted kickoffs do not include onside kicks or kickoffs at the end of a half unless either kickoff is returned for a touchdown. Adjusted kickoffs also do not include non-onside kickoffs that result in the kicking team ultimately retaining possession.
IN20: The number of drives that start inside (not including) the 20-yard line.

©2000-2025 Elias Sports Bureau, Inc. All Rights Reserved.

2025 NATIONAL FOOTBALL LEAGUE

NFL KICKOFFS (KICKING TEAM)

RANK	TEAM	TOTAL KO	ADJ KO	TB	TB%	EZ	EZ%	OB	IN20	AVG START
1	New York Giants	68	66	8	12.1%	19	28.8%	4	11	28.0
2	Carolina	61	58	9	15.5%	10	17.2%	0	4	28.0
3	Seattle	87	84	16	19.0%	28	33.3%	2	5	28.1
4	Washington	62	59	11	18.6%	18	30.5%	3	7	28.3
5	Philadelphia	69	68	9	13.2%	11	16.2%	1	6	28.9
6	Pittsburgh	74	71	4	5.6%	10	14.1%	3	2	28.9
7	Indianapolis	84	81	5	6.2%	11	13.6%	3	6	29.4
8	Los Angeles Rams	83	82	46	56.1%	52	63.4%	1	9	29.4
9	Houston	77	76	16	21.1%	23	30.3%	1	4	29.7
10	Kansas City	72	71	11	15.5%	13	18.3%	2	6	29.7
11	Detroit	85	83	12	14.5%	25	30.1%	5	8	29.9
12	Tennessee	58	55	14	25.5%	23	41.8%	4	3	30.0
13	Green Bay	74	73	18	24.7%	31	42.5%	1	3	30.0
14	Chicago	80	79	18	22.8%	26	32.9%	2	3	30.0
15	Minnesota	67	65	11	16.9%	18	27.7%	2	4	30.1
16	Cincinnati	70	67	9	13.4%	15	22.4%	0	2	30.2
17	Dallas	86	84	15	17.9%	20	23.8%	2	6	30.4
18	Buffalo	82	81	10	12.3%	15	18.5%	1	7	30.6
19	Miami	67	64	11	17.2%	19	29.7%	2	9	30.7
20	Las Vegas	51	48	5	10.4%	9	18.8%	2	6	30.9
21	New England	77	75	14	18.7%	22	29.3%	2	6	30.9
22	New York Jets	64	60	9	15.0%	15	25.0%	1	0	31.1
23	Jacksonville	78	75	26	34.7%	36	48.0%	3	3	31.2
24	Denver	72	71	16	22.5%	30	42.3%	2	4	31.5
25	Baltimore	76	73	7	9.6%	11	15.1%	6	3	31.6
26	Los Angeles Chargers	77	76	13	17.1%	22	28.9%	3	4	31.7
27	San Francisco	78	76	15	19.7%	23	30.3%	1	3	31.8
28	New Orleans	57	55	13	23.6%	18	32.7%	3	0	31.9
29	Tampa Bay	70	68	9	13.2%	14	20.6%	1	4	32.1
30	Cleveland	55	51	10	19.6%	12	23.5%	0	3	32.9
31	Arizona	68	65	13	20.0%	14	21.5%	2	4	33.0
32	Atlanta	66	65	17	26.2%	26	40.0%	3	3	33.3
	TOTALS	**4590**	**4450**	**840**	**18.9%**	**1278**	**28.7%**	**136**	**296**	**30.4**

ADJ KO: Adjusted kickoffs are used to compute Avg. Team Drive Start. Adjusted kickoffs do not include onside kicks or kickoffs at the end of a half unless either kickoff is returned for a touchdown. Adjusted kickoffs also do not include non-onside kickoffs that result in the kicking team ultimately retaining possession.
IN20: The number of drives that start inside (not including) the 20-yard line.

©2000-2025 Elias Sports Bureau, Inc. All Rights Reserved.

2025 NATIONAL FOOTBALL LEAGUE

AFC PLAYER SINGLE-GAME HIGHS

CATEGORY	TOTAL	PLAYER	GAME	DETAILS
Points	20	Jonathan Taylor	IND vs. LV, Oct. 5	3 TD, 1 2pt-conv
	20	Evan McPherson	CIN at BAL, Nov. 27	6 FG, 2 XK
Passing Yards	470	Joe Flacco	CIN vs. CHI, Nov. 2	31-47, 470 YDS, 4 TD, 2 INT
Longest Pass	80	Aaron Rodgers	PIT vs. MIN, Sep. 28	to DK Metcalf (TD)
Passing Touchdowns	5	Trevor Lawrence	JAX vs. NYJ, Dec. 14	20-32, 330 YDS, 5 TD, 0 INT
Rushing Yards	244	Jonathan Taylor	IND vs. ATL, Nov. 9 (OT)	32-244, 3 TD
	216	James Cook	BUF at CAR, Oct. 26	19-216, 2 TD
Rushing Attempts	32	Jonathan Taylor	IND vs. ATL, Nov. 9 (OT)	32-244, 3 TD
	32	James Cook	BUF at PIT, Nov. 30	32-144, 0 TD
Longest Rush	80	Jonathan Taylor	IND vs. TEN, Oct. 26	(TD)
Receptions	16	Ja'Marr Chase	CIN vs. PIT, Oct. 16	16-161, 1 TD
Receiving Yards	165	Ja'Marr Chase	CIN vs. JAX, Sep. 14	14-165, 1 TD
Kickoff Return Yards	202	Raheem Mostert	LV vs. JAX, Nov. 2 (OT)	5-202, 0 TD
	179	Charlie Jones	CIN vs. CHI, Nov. 2	4-179, 1 TD
Kickoff Returns	7	Chimere Dike	TEN at IND, Oct. 26	7-175, 0 TD
Longest Kickoff Return	99	Kene Nwangwu	NYJ vs. CLE, Nov. 9	(TD)
Punt Return Yards	167	Marcus Jones	NE vs. CAR, Sep. 28	3-167, 0 FC, 1 TD
Punt Returns	5			3 times in non-overtime games
Longest Punt Return	94	Marcus Jones	NE vs. NYG, Dec. 1	(TD)
Interceptions	2			4 times in non-overtime games
Longest Interception Return	99	Devin Lloyd	JAX vs. KC, Oct. 6	(TD)
Sacks	5.0	Myles Garrett	CLE at NE, Oct. 26	
Scrimmage Yards	286	Jonathan Taylor	IND vs. ATL, Nov. 9 (OT)	Rush: 32-244, Rec: 3-42
	225	De'Von Achane	MIA vs. BUF, Nov. 9	Rush: 22-174, Rec: 6-51
Longest Punt	76	Jeremy Crawshaw	DEN at HOU, Nov. 2	
Punts	8			10 times in non-overtime games
Field Goals Made	6	Evan McPherson	CIN at BAL, Nov. 27	6-6, 52 long
Longest Field Goal	63	Evan McPherson	CIN vs. NE, Nov. 23	

©2000-2025 Elias Sports Bureau, Inc. All Rights Reserved.

2025 NATIONAL FOOTBALL LEAGUE

NFC PLAYER SINGLE-GAME HIGHS

CATEGORY	TOTAL	PLAYER	GAME	DETAILS
Points	18			12 times, 10 in non-overtime games
Passing Yards	452	Jacoby Brissett	ARI vs. SF, Nov. 16	47-57, 452 YDS, 2 TD, 2 INT
Longest Pass	88	Matthew Stafford	LAR vs. IND, Sep. 28	to Tutu Atwell (TD)
Passing Touchdowns	5	Jared Goff	DET vs. CHI, Sep. 14	23-28, 334 YDS, 5 TD, 0 INT
	5	Matthew Stafford	LAR at JAX, Oct. 19	21-33, 182 YDS, 5 TD, 0 INT
Rushing Yards	219	Jahmyr Gibbs	DET vs. NYG, Nov. 23 (OT)	15-219, 2 TD
	206	Rico Dowdle	CAR vs. MIA, Oct. 5	23-206, 1 TD
Rushing Attempts	30	Rico Dowdle	CAR vs. DAL, Oct. 12	30-183, 0 TD
Longest Rush	81	Bijan Robinson	ATL vs. BUF, Oct. 13	(TD)
Receptions	15	Michael Wilson	ARI vs. SF, Nov. 16	15-185, 0 TD
Receiving Yards	185	Michael Wilson	ARI vs. SF, Nov. 16	15-185, 0 TD
Kickoff Return Yards	209	Luke McCaffrey	WAS at DAL, Oct. 19	8-209, 0 TD
Kickoff Returns	8	Kendre Miller	NO at SEA, Sep. 21	8-182, 0 TD
	8	Luke McCaffrey	WAS at DAL, Oct. 19	8-209, 0 TD
Longest Kickoff Return	100	Rashid Shaheed	SEA at ATL, Dec. 7	(TD)
Punt Return Yards	127	Jaylin Lane	WAS vs. LV, Sep. 21	5-127, 0 FC, 1 TD
Punt Returns	6	Kameron Johnson	TB vs. PHI, Sep. 28	6-100, 0 FC, 0 TD
Longest Punt Return	95	Tory Horton	SEA vs. NO, Sep. 21	(TD)
Interceptions	2			9 times in non-overtime games
Longest Interception Return	87	Isaiah Rodgers	MIN vs. CIN, Sep. 21	(TD)
Sacks	3.0	Micah Parsons	GB at ARI, Oct. 19	
	3.0	Al-Quadin Muhammad	DET vs. DAL, Dec. 4	
Scrimmage Yards	264	Jahmyr Gibbs	DET vs. NYG, Nov. 23 (OT)	Rush: 15-219, Rec: 11-45
	239	Rico Dowdle	CAR vs. DAL, Oct. 12	Rush: 30-183, Rec: 4-56
Longest Punt	77	Ryan Wright	MIN at CLE, Oct. 5	
Punts	7			6 times in non-overtime games
Field Goals Made	6	Jason Myers	SEA vs. IND, Dec. 14	6-6, 56 long
Longest Field Goal	65	Chase McLaughlin	TB vs. PHI, Sep. 28	

©2000-2025 Elias Sports Bureau, Inc. All Rights Reserved.

2025 NATIONAL FOOTBALL LEAGUE

NFL PLAYER SINGLE-GAME HIGHS

CATEGORY	TOTAL	PLAYER	GAME	DETAILS
Points	20	Jonathan Taylor	IND vs. LV, Oct. 5	3 TD, 1 2pt-conv
	20	Evan McPherson	CIN at BAL, Nov. 27	6 FG, 2 XK
Passing Yards	470	Joe Flacco	CIN vs. CHI, Nov. 2	31-47, 470 YDS, 4 TD, 2 INT
Longest Pass	88	Matthew Stafford	LAR vs. IND, Sep. 28	to Tutu Atwell (TD)
Passing Touchdowns	5			3 times in non-overtime games
Rushing Yards	244	Jonathan Taylor	IND vs. ATL, Nov. 9 (OT)	32-244, 3 TD
	216	James Cook	BUF at CAR, Oct. 26	19-216, 2 TD
Rushing Attempts	32	Jonathan Taylor	IND vs. ATL, Nov. 9 (OT)	32-244, 3 TD
	32	James Cook	BUF at PIT, Nov. 30	32-144, 0 TD
Longest Rush	81	Bijan Robinson	ATL vs. BUF, Oct. 13	(TD)
Receptions	16	Ja'Marr Chase	CIN vs. PIT, Oct. 16	16-161, 1 TD
Receiving Yards	185	Michael Wilson	ARI vs. SF, Nov. 16	15-185, 0 TD
Kickoff Return Yards	209	Luke McCaffrey	WAS at DAL, Oct. 19	8-209, 0 TD
Kickoff Returns	8	Kendre Miller	NO at SEA, Sep. 21	8-182, 0 TD
	8	Luke McCaffrey	WAS at DAL, Oct. 19	8-209, 0 TD
Longest Kickoff Return	100	Rashid Shaheed	SEA at ATL, Dec. 7	(TD)
Punt Return Yards	167	Marcus Jones	NE vs. CAR, Sep. 28	3-167, 0 FC, 1 TD
Punt Returns	6	Kameron Johnson	TB vs. PHI, Sep. 28	6-100, 0 FC, 0 TD
Longest Punt Return	95	Tory Horton	SEA vs. NO, Sep. 21	(TD)
Interceptions	2			13 times in non-overtime games
Longest Interception Return	99	Devin Lloyd	JAX vs. KC, Oct. 6	(TD)
Sacks	5.0	Myles Garrett	CLE at NE, Oct. 26	
Scrimmage Yards	286	Jonathan Taylor	IND vs. ATL, Nov. 9 (OT)	Rush: 32-244, Rec: 3-42
	239	Rico Dowdle	CAR vs. DAL, Oct. 12	Rush: 30-183, Rec: 4-56
Longest Punt	77	Ryan Wright	MIN at CLE, Oct. 5	
Punts	8			10 times in non-overtime games
Field Goals Made	6	Evan McPherson	CIN at BAL, Nov. 27	6-6, 52 long
	6	Jason Myers	SEA vs. IND, Dec. 14	6-6, 56 long
Longest Field Goal	65	Chase McLaughlin	TB vs. PHI, Sep. 28	

©2000-2025 Elias Sports Bureau, Inc. All Rights Reserved.

2025 NATIONAL FOOTBALL LEAGUE

300-YARD PASSING GAMES

YARDS	PLAYER	GAME	DETAILS
470	Joe Flacco	CIN vs. CHI, Nov. 2	31-47, 4 TD, 2 INT
452	Jacoby Brissett	ARI vs. SF, Nov. 16	47-57, 2 TD, 2 INT
450	Russell Wilson	NYG at DAL, Sep. 14 (OT)	30-41, 3 TD, 1 INT
448	Bryce Young	CAR at ATL, Nov. 16 (OT)	31-45, 3 TD, 0 INT
420	Justin Herbert	LAC vs. IND, Oct. 19	37-55, 3 TD, 2 INT
394	Josh Allen	BUF vs. BAL, Sep. 7	33-46, 2 TD, 0 INT
389	Matthew Stafford	LAR vs. SF, Oct. 2 (OT)	30-47, 3 TD, 0 INT
379	Baker Mayfield	TB at SEA, Oct. 5	29-33, 2 TD, 0 INT
376	Dak Prescott	DAL at DET, Dec. 4	31-47, 1 TD, 2 INT
375	Matthew Stafford	LAR vs. IND, Sep. 28	29-41, 3 TD, 0 INT
373	Kirk Cousins	ATL at TB, Dec. 11	30-44, 3 TD, 0 INT
368	Matthew Stafford	LAR vs. DET, Dec. 14	24-38, 2 TD, 1 INT
366	Jameis Winston	NYG at DET, Nov. 23 (OT)	18-36, 2 TD, 1 INT
364	Shedeur Sanders	CLE vs. TEN, Dec. 7	23-42, 3 TD, 1 INT
362	Geno Smith	LV at NE, Sep. 7	24-34, 1 TD, 1 INT
361	Dak Prescott	DAL vs. NYG, Sep. 14 (OT)	38-52, 2 TD, 1 INT
360	Jordan Love	GB at PIT, Oct. 26	29-37, 3 TD, 0 INT
354	Dak Prescott	DAL vs. PHI, Nov. 23	23-36, 2 TD, 1 INT
352	Patrick Mahomes	KC vs. IND, Nov. 23 (OT)	29-46, 0 TD, 1 INT
350	Carson Wentz	MIN at PIT, Sep. 28	30-46, 2 TD, 2 INT
347	Mac Jones	SF at TB, Oct. 12	27-39, 0 TD, 2 INT
342	Mac Jones	SF at LAR, Oct. 2 (OT)	33-49, 2 TD, 0 INT
342	Joe Flacco	CIN vs. PIT, Oct. 16	31-47, 3 TD, 0 INT
342	Daniel Jones	IND at PIT, Nov. 2	31-50, 1 TD, 3 INT
341	Sam Darnold	SEA vs. TB, Oct. 5	28-34, 4 TD, 1 INT
338	Jared Goff	DET at LAR, Dec. 14	25-41, 3 TD, 0 INT
337	Jordan Love	GB at DAL, Sep. 28 (OT)	31-43, 3 TD, 0 INT
334	Jared Goff	DET vs. CHI, Sep. 14	23-28, 5 TD, 0 INT
330	Sam Darnold	SEA at WAS, Nov. 2	21-24, 4 TD, 1 INT
330	Trevor Lawrence	JAX vs. NYJ, Dec. 14	20-32, 5 TD, 0 INT
328	Bryce Young	CAR at ARI, Sep. 14	35-55, 3 TD, 1 INT
326	Bo Nix	DEN vs. CIN, Sep. 29	29-42, 2 TD, 1 INT
326	Jalen Hurts	PHI at MIN, Oct. 19	19-23, 3 TD, 0 INT
321	Bo Nix	DEN at WAS, Nov. 30 (OT)	29-45, 1 TD, 1 INT
320	Jacoby Brissett	ARI at IND, Oct. 12	27-44, 2 TD, 1 INT
320	Jared Goff	DET at WAS, Nov. 9	25-33, 3 TD, 0 INT
320	Dak Prescott	DAL vs. KC, Nov. 27	27-39, 2 TD, 1 INT
319	Dak Prescott	DAL vs. GB, Sep. 28 (OT)	31-40, 3 TD, 0 INT
319	Mac Jones	SF vs. LAR, Nov. 9	33-39, 3 TD, 1 INT
318	Justin Herbert	LAC vs. KC, Sep. 5	25-34, 3 TD, 0 INT
318	Patrick Mahomes	KC at JAX, Oct. 6	29-41, 1 TD, 1 INT

©2000-2025 Elias Sports Bureau, Inc. All Rights Reserved.

2025 NATIONAL FOOTBALL LEAGUE

300-YARD PASSING GAMES

YARDS	PLAYER	GAME	DETAILS
318	C.J. Stroud	HOU vs. SF, Oct. 26	30-39, 2 TD, 1 INT
317	Josh Allen	BUF vs. TB, Nov. 16	19-30, 3 TD, 2 INT
317	Jacoby Brissett	ARI vs. JAX, Nov. 23 (OT)	33-49, 1 TD, 0 INT
316	Daniel Jones	IND vs. DEN, Sep. 14	23-34, 1 TD, 0 INT
315	Tua Tagovailoa	MIA vs. NE, Sep. 14	26-32, 2 TD, 1 INT
313	Michael Penix Jr.	ATL vs. WAS, Sep. 28	20-26, 2 TD, 1 INT
313	Carson Wentz	MIN vs. PHI, Oct. 19	26-42, 0 TD, 2 INT
309	Brock Purdy	SF vs. JAX, Sep. 28	22-38, 2 TD, 2 INT
309	Jared Goff	DET vs. DAL, Dec. 4	25-34, 1 TD, 0 INT
306	Josh Allen	BUF at MIA, Nov. 9	28-40, 2 TD, 1 INT
302	Bo Nix	DEN vs. GB, Dec. 14	23-34, 4 TD, 0 INT
301	Jacoby Brissett	ARI at TB, Nov. 30	29-40, 2 TD, 1 INT
300	Justin Herbert	LAC vs. DEN, Sep. 21	28-47, 1 TD, 1 INT

©2000-2025 Elias Sports Bureau, Inc. All Rights Reserved.

2025 NATIONAL FOOTBALL LEAGUE

100-YARD RECEIVING GAMES

YARDS	PLAYER	GAME	DETAILS
185	Michael Wilson	ARI vs. SF, Nov. 16	15 REC, 0 TD
183	DeVonta Smith	PHI at MIN, Oct. 19	9 REC, 1 TD
181	Puka Nacua	LAR vs. DET, Dec. 14	9 REC, 0 TD
170	Puka Nacua	LAR vs. IND, Sep. 28	13 REC, 1 TD
168	George Pickens	DAL at CAR, Oct. 12	9 REC, 1 TD
167	Malik Nabers	NYG at DAL, Sep. 14 (OT)	9 REC, 2 TD
167	Jaxon Smith-Njigba	SEA at TEN, Nov. 23	8 REC, 2 TD
167	Puka Nacua	LAR at ARI, Dec. 7	7 REC, 2 TD
166	Kyle Pitts	ATL at TB, Dec. 11	11 REC, 3 TD
165	Ja'Marr Chase	CIN vs. JAX, Sep. 14	14 REC, 1 TD
164	Oronde Gadsden II	LAC vs. IND, Oct. 19	7 REC, 1 TD
164	Amon-Ra St. Brown	DET at LAR, Dec. 14	13 REC, 2 TD
163	Emeka Egbuka	TB at SEA, Oct. 5	7 REC, 1 TD
162	Jaxon Smith-Njigba	SEA at JAX, Oct. 12	8 REC, 1 TD
161	Ja'Marr Chase	CIN vs. PIT, Oct. 16	16 REC, 1 TD
158	Drake London	ATL vs. BUF, Oct. 13	10 REC, 1 TD
156	Wan'Dale Robinson	NYG at DET, Nov. 23 (OT)	9 REC, 1 TD
149	Amon-Ra St. Brown	DET vs. NYG, Nov. 23 (OT)	9 REC, 1 TD
148	DK Metcalf	PIT at BAL, Dec. 7	7 REC, 0 TD
146	Stefon Diggs	NE at BUF, Oct. 5	10 REC, 0 TD
146	George Pickens	DAL vs. PHI, Nov. 23	9 REC, 1 TD
145	Tre Tucker	LV at WAS, Sep. 21	8 REC, 3 TD
144	George Pickens	DAL at LV, Nov. 17	9 REC, 1 TD
144	Jameson Williams	DET vs. GB, Nov. 27	7 REC, 1 TD
143	Zay Flowers	BAL at BUF, Sep. 7	7 REC, 1 TD
143	Tucker Kraft	GB at PIT, Oct. 26	7 REC, 2 TD
142	Wan'Dale Robinson	NYG at DAL, Sep. 14 (OT)	8 REC, 1 TD
142	Kendrick Bourne	SF at LAR, Oct. 2 (OT)	10 REC, 0 TD
142	Kendrick Bourne	SF at TB, Oct. 12	5 REC, 0 TD
142	Michael Wilson	ARI vs. LAR, Dec. 7	11 REC, 2 TD
141	Rashee Rice	KC vs. IND, Nov. 23 (OT)	8 REC, 0 TD
136	Nico Collins	HOU vs. JAX, Nov. 9	7 REC, 0 TD
134	George Pickens	DAL vs. GB, Sep. 28 (OT)	8 REC, 2 TD
134	Trey McBride	ARI at HOU, Dec. 14	12 REC, 2 TD
134	Jameson Williams	DET at LAR, Dec. 14	7 REC, 1 TD
132	Jaxon Smith-Njigba	SEA vs. TB, Oct. 5	8 REC, 1 TD
132	A.J. Brown	PHI vs. CHI, Nov. 28	10 REC, 2 TD
132	Mike Evans	TB vs. ATL, Dec. 11	6 REC, 0 TD
132	Ja'Marr Chase	CIN vs. BAL, Dec. 14	10 REC, 0 TD
131	Calvin Ridley	TEN at ARI, Oct. 5	5 REC, 0 TD
130	Puka Nacua	LAR vs. HOU, Sep. 7	10 REC, 0 TD

©2000-2025 Elias Sports Bureau, Inc. All Rights Reserved.

2025 NATIONAL FOOTBALL LEAGUE

100-YARD RECEIVING GAMES

YARDS	PLAYER	GAME	DETAILS
130	Tetairoa McMillan	CAR at ATL, Nov. 16 (OT)	8 REC, 2 TD
129	Jaxon Smith-Njigba	SEA at WAS, Nov. 2	8 REC, 0 TD
128	Rome Odunze	CHI at DET, Sep. 14	7 REC, 2 TD
128	Jordan Addison	MIN vs. PHI, Oct. 19	9 REC, 0 TD
127	Brock Bowers	LV vs. JAX, Nov. 2 (OT)	12 REC, 3 TD
127	Trey McBride	ARI at SEA, Nov. 9	9 REC, 1 TD
126	Justin Jefferson	MIN at PIT, Sep. 28	10 REC, 0 TD
126	DK Metcalf	PIT vs. MIN, Sep. 28	5 REC, 1 TD
124	Jaxon Smith-Njigba	SEA vs. SF, Sep. 7	9 REC, 0 TD
124	Tucker Kraft	GB vs. WAS, Sep. 11	6 REC, 1 TD
124	Jalen Nailor	MIN vs. BAL, Nov. 9	5 REC, 1 TD
124	Zay Flowers	BAL vs. PIT, Dec. 7	8 REC, 0 TD
123	Justin Jefferson	MIN at CLE, Oct. 5	7 REC, 0 TD
123	Jaxon Smith-Njigba	SEA vs. HOU, Oct. 20	8 REC, 1 TD
121	A.J. Brown	PHI at MIN, Oct. 19	4 REC, 2 TD
121	Tee Higgins	CIN vs. CHI, Nov. 2	7 REC, 2 TD
121	CeeDee Lamb	DAL at DET, Dec. 4	6 REC, 0 TD
121	Nico Collins	HOU at KC, Dec. 7	4 REC, 0 TD
119	Keenan Allen	LAC vs. IND, Oct. 19	11 REC, 1 TD
119	Jameson Williams	DET at WAS, Nov. 9	6 REC, 1 TD
119	Drake London	ATL vs. CAR, Nov. 16 (OT)	7 REC, 0 TD
118	Courtland Sutton	DEN at LAC, Sep. 21	6 REC, 1 TD
118	Drake London	ATL at NE, Nov. 2	9 REC, 3 TD
118	Colston Loveland	CHI at CIN, Nov. 2	6 REC, 2 TD
118	Michael Wilson	ARI vs. JAX, Nov. 23 (OT)	10 REC, 0 TD
117	Ricky Pearsall	SF vs. ARI, Sep. 21	8 REC, 0 TD
115	Amon-Ra St. Brown	DET vs. CHI, Sep. 14	9 REC, 3 TD
115	Alec Pierce	IND at PIT, Nov. 2	6 REC, 0 TD
115	Michael Pittman	IND at PIT, Nov. 2	9 REC, 0 TD
115	Emeka Egbuka	TB vs. NE, Nov. 9	6 REC, 1 TD
115	Trey McBride	ARI vs. SF, Nov. 16	10 REC, 1 TD
115	Hunter Henry	NE at CIN, Nov. 23	7 REC, 1 TD
115	Ryan Flournoy	DAL at DET, Dec. 4	9 REC, 1 TD
114	Jordan Addison	MIN at PIT, Sep. 28	4 REC, 0 TD
114	Ryan Flournoy	DAL at NYJ, Oct. 5	6 REC, 0 TD
114	Rashid Shaheed	NO vs. NYG, Oct. 5	4 REC, 1 TD
114	DeVonta Smith	PHI vs. DEN, Oct. 5	8 REC, 0 TD
114	Rome Odunze	CHI at BAL, Oct. 26	7 REC, 0 TD
114	Harold Fannin Jr.	CLE vs. TEN, Dec. 7	8 REC, 1 TD
113	Jaxon Smith-Njigba	SEA vs. IND, Dec. 14	7 REC, 0 TD
113	Courtland Sutton	DEN vs. GB, Dec. 14	7 REC, 1 TD

©2000-2025 Elias Sports Bureau, Inc. All Rights Reserved.

2025 NATIONAL FOOTBALL LEAGUE

100-YARD RECEIVING GAMES

YARDS	PLAYER	GAME	DETAILS
112	Keon Coleman	BUF vs. BAL, Sep. 7	8 REC, 1 TD
112	CeeDee Lamb	DAL vs. NYG, Sep. 14 (OT)	9 REC, 0 TD
112	Puka Nacua	LAR at PHI, Sep. 21	11 REC, 0 TD
112	CeeDee Lamb	DAL vs. KC, Nov. 27	7 REC, 1 TD
111	Pat Freiermuth	PIT at CIN, Oct. 16	5 REC, 2 TD
111	Ja'Marr Chase	CIN vs. CHI, Nov. 2	6 REC, 0 TD
111	CeeDee Lamb	DAL vs. MIN, Dec. 14	6 REC, 0 TD
110	CeeDee Lamb	DAL at PHI, Sep. 4	7 REC, 0 TD
110	Drake London	ATL vs. WAS, Sep. 28	8 REC, 1 TD
110	Ja'Marr Chase	CIN vs. DET, Oct. 5	6 REC, 2 TD
110	Jaylen Waddle	MIA at CAR, Oct. 5	6 REC, 1 TD
110	Dallas Goedert	PHI at NYG, Oct. 9	9 REC, 1 TD
110	CeeDee Lamb	DAL vs. WAS, Oct. 19	5 REC, 1 TD
110	Khalil Shakir	BUF at HOU, Nov. 20	8 REC, 0 TD
110	A.J. Brown	PHI at DAL, Nov. 23	8 REC, 1 TD
110	Ja'Marr Chase	CIN at BAL, Nov. 27	7 REC, 0 TD
109	Tyreek Hill	MIA vs. NE, Sep. 14	6 REC, 0 TD
109	A.J. Brown	PHI vs. LAR, Sep. 21	6 REC, 1 TD
108	Ricky Pearsall	SF at SEA, Sep. 7	4 REC, 0 TD
108	Jameson Williams	DET vs. CHI, Sep. 14	2 REC, 1 TD
108	Dalton Kincaid	BUF vs. NE, Oct. 5	6 REC, 0 TD
107	Ladd McConkey	LAC vs. PIT, Nov. 9	4 REC, 1 TD
107	Jahmyr Gibbs	DET at PHI, Nov. 16	5 REC, 0 TD
106	Davante Adams	LAR at TEN, Sep. 14	6 REC, 1 TD
106	Bijan Robinson	ATL vs. WAS, Sep. 28	4 REC, 0 TD
106	Mack Hollins	NE at TB, Nov. 9	6 REC, 0 TD
106	Zach Ertz	WAS vs. DEN, Nov. 30 (OT)	10 REC, 0 TD
105	Stefon Diggs	NE vs. NYJ, Nov. 13	9 REC, 0 TD
105	Jaxon Smith-Njigba	SEA at LAR, Nov. 16	9 REC, 0 TD
104	Nico Collins	HOU at JAX, Sep. 21	8 REC, 1 TD
104	Drake London	ATL at IND, Nov. 9 (OT)	6 REC, 1 TD
104	Chris Olave	NO at CAR, Nov. 9	5 REC, 1 TD
103	Kayshon Boutte	NE vs. LV, Sep. 7	6 REC, 0 TD
103	Brock Bowers	LV at NE, Sep. 7	5 REC, 0 TD
103	Jaxon Smith-Njigba	SEA at PIT, Sep. 14	8 REC, 0 TD
102	Bucky Irving	TB vs. PHI, Sep. 28	5 REC, 1 TD
102	Adonai Mitchell	NYJ vs. ATL, Nov. 30	8 REC, 1 TD
101	Luther Burden III	CHI vs. DAL, Sep. 21	3 REC, 1 TD
101	Stefon Diggs	NE vs. CAR, Sep. 28	6 REC, 0 TD
101	Emeka Egbuka	TB vs. PHI, Sep. 28	4 REC, 1 TD
101	Travis Hunter	JAX vs. LAR, Oct. 19	8 REC, 1 TD

©2000-2025 Elias Sports Bureau, Inc. All Rights Reserved.

2025 NATIONAL FOOTBALL LEAGUE

100-YARD RECEIVING GAMES

YARDS	PLAYER	GAME	DETAILS
101	Dalton Kincaid	BUF vs. KC, Nov. 2	6 REC, 1 TD
100	Bijan Robinson	ATL vs. TB, Sep. 7	6 REC, 1 TD
100	Tetairoa McMillan	CAR at ARI, Sep. 14	6 REC, 0 TD
100	Amon-Ra St. Brown	DET at CIN, Oct. 5	8 REC, 0 TD
100	Ladd McConkey	LAC at MIA, Oct. 12	7 REC, 1 TD
100	DeMario Douglas	NE vs. ATL, Nov. 2	4 REC, 1 TD
100	A.J. Brown	PHI at LAC, Dec. 8 (OT)	6 REC, 0 TD

©2000-2025 Elias Sports Bureau, Inc. All Rights Reserved.

2025 NATIONAL FOOTBALL LEAGUE

100-YARD RUSHING GAMES

YARDS	PLAYER	GAME	DETAILS
244	Jonathan Taylor	IND vs. ATL, Nov. 9 (OT)	32 ATT, 3 TD
219	Jahmyr Gibbs	DET vs. NYG, Nov. 23 (OT)	15 ATT, 2 TD
216	James Cook	BUF at CAR, Oct. 26	19 ATT, 2 TD
206	Rico Dowdle	CAR vs. MIA, Oct. 5	23 ATT, 1 TD
183	Rico Dowdle	CAR vs. DAL, Oct. 12	30 ATT, 0 TD
176	Kyle Monangai	CHI at CIN, Nov. 2	26 ATT, 0 TD
174	De'Von Achane	MIA vs. BUF, Nov. 9	22 ATT, 2 TD
170	Bijan Robinson	ATL vs. BUF, Oct. 13	19 ATT, 1 TD
169	Derrick Henry	BAL at BUF, Sep. 7	18 ATT, 2 TD
165	Jonathan Taylor	IND vs. DEN, Sep. 14	25 ATT, 0 TD
161	Tony Pollard	TEN at CLE, Dec. 7	25 ATT, 2 TD
153	Jonathan Taylor	IND vs. TEN, Oct. 26	12 ATT, 2 TD
151	David Montgomery	DET at BAL, Sep. 22	12 ATT, 2 TD
150	Saquon Barkley	PHI vs. NYG, Oct. 26	14 ATT, 1 TD
148	TreVeyon Henderson	NE vs. BUF, Dec. 14	14 ATT, 2 TD
147	TreVeyon Henderson	NE at TB, Nov. 9	14 ATT, 2 TD
144	James Cook	BUF at PIT, Nov. 30	32 ATT, 0 TD
143	Travis Etienne	JAX vs. CAR, Sep. 7	16 ATT, 0 TD
143	Bijan Robinson	ATL at MIN, Sep. 14	22 ATT, 0 TD
142	Jahmyr Gibbs	DET at WAS, Nov. 9	15 ATT, 2 TD
142	Bijan Robinson	ATL at NYJ, Nov. 30	23 ATT, 1 TD
138	Ashton Jeanty	LV vs. CHI, Sep. 28	21 ATT, 1 TD
136	Jahmyr Gibbs	DET vs. TB, Oct. 20	17 ATT, 2 TD
135	Javonte Williams	DAL at NYJ, Oct. 5	16 ATT, 1 TD
134	De'Von Achane	MIA vs. NO, Nov. 30	22 ATT, 1 TD
133	Breece Hall	NYJ at CIN, Oct. 26	18 ATT, 2 TD
132	James Cook	BUF at NYJ, Sep. 14	21 ATT, 2 TD
130	Rico Dowdle	CAR at GB, Nov. 2	25 ATT, 2 TD
130	Kyle Monangai	CHI at PHI, Nov. 28	22 ATT, 1 TD
129	Christian McCaffrey	SF vs. ATL, Oct. 19	24 ATT, 2 TD
128	Omarion Hampton	LAC at NYG, Sep. 28	12 ATT, 1 TD
128	De'Von Achane	MIA vs. LAC, Oct. 12	16 ATT, 2 TD
128	Blake Corum	LAR at ARI, Dec. 7	12 ATT, 2 TD
127	Jaylen Warren	PIT at CIN, Oct. 16	16 ATT, 0 TD
126	Kimani Vidal	LAC vs. LV, Nov. 30	25 ATT, 1 TD
125	D'Andre Swift	CHI at PHI, Nov. 28	18 ATT, 1 TD
124	Travis Etienne	JAX at SF, Sep. 28	19 ATT, 1 TD
124	Kimani Vidal	LAC at MIA, Oct. 12	18 ATT, 0 TD
124	D'Andre Swift	CHI vs. NO, Oct. 19	19 ATT, 1 TD
123	Jonathan Taylor	IND vs. ARI, Oct. 12	21 ATT, 1 TD
122	Derrick Henry	BAL vs. LAR, Oct. 12	24 ATT, 0 TD

©2000-2025 Elias Sports Bureau, Inc. All Rights Reserved.

2025 NATIONAL FOOTBALL LEAGUE

100-YARD RUSHING GAMES

YARDS	PLAYER	GAME	DETAILS
122	Saquon Barkley	PHI at LAC, Dec. 8 (OT)	20 ATT, 1 TD
120	De'Von Achane	MIA vs. WAS, Nov. 16 (OT)	21 ATT, 0 TD
119	Derrick Henry	BAL at MIA, Oct. 30	19 ATT, 0 TD
117	James Cook	BUF vs. NO, Sep. 28	22 ATT, 1 TD
117	Kimani Vidal	LAC vs. MIN, Oct. 23	23 ATT, 1 TD
116	Jordan Mason	MIN vs. CIN, Sep. 21	16 ATT, 2 TD
116	Javonte Williams	DAL vs. WAS, Oct. 19	19 ATT, 1 TD
116	James Cook	BUF at HOU, Nov. 20	17 ATT, 1 TD
114	James Cook	BUF vs. KC, Nov. 2	27 ATT, 0 TD
114	Kyren Williams	LAR vs. NO, Nov. 2	25 ATT, 1 TD
113	Breece Hall	NYJ vs. DAL, Oct. 5	14 ATT, 0 TD
111	Jacory Croskey-Merritt	WAS at LAC, Oct. 5	14 ATT, 2 TD
111	J.K. Dobbins	DEN vs. DAL, Oct. 26	15 ATT, 0 TD
110	Quinshon Judkins	CLE vs. MIN, Oct. 5	23 ATT, 0 TD
108	James Cook	BUF vs. MIA, Sep. 18	19 ATT, 1 TD
108	D'Andre Swift	CHI at WAS, Oct. 13	14 ATT, 0 TD
108	Chase Brown	CIN vs. PIT, Oct. 16	11 ATT, 0 TD
107	Breece Hall	NYJ vs. PIT, Sep. 7	19 ATT, 0 TD
107	Chase Brown	CIN vs. NE, Nov. 23	19 ATT, 0 TD
107	Emanuel Wilson	GB vs. MIN, Nov. 23	28 ATT, 2 TD
107	Jaylen Wright	MIA at NYJ, Dec. 7	24 ATT, 1 TD
107	James Cook	BUF at NE, Dec. 14	22 ATT, 2 TD
106	Christian McCaffrey	SF at NYG, Nov. 2	28 ATT, 1 TD
106	Sean Tucker	TB at BUF, Nov. 16	19 ATT, 2 TD
105	Kenneth Walker III	SEA at PIT, Sep. 14	13 ATT, 1 TD
104	Tank Bigsby	PHI vs. NYG, Oct. 26	9 ATT, 0 TD
104	Bijan Robinson	ATL vs. CAR, Nov. 16 (OT)	23 ATT, 2 TD
104	Kareem Hunt	KC vs. IND, Nov. 23 (OT)	30 ATT, 1 TD
104	Tony Pollard	TEN at SF, Dec. 14	14 ATT, 1 TD
103	Derrick Henry	BAL at CLE, Nov. 16	18 ATT, 1 TD
102	Jonathan Taylor	IND at TEN, Sep. 21	17 ATT, 3 TD
101	J.K. Dobbins	DEN vs. CIN, Sep. 29	16 ATT, 0 TD
101	Jawhar Jordan	HOU vs. ARI, Dec. 14	15 ATT, 0 TD
100	Derrick Henry	BAL at CIN, Dec. 14	11 ATT, 0 TD

©2000-2025 Elias Sports Bureau, Inc. All Rights Reserved.

2025 NATIONAL FOOTBALL LEAGUE

AFC LEADING PASSERS

RANK	PLAYER	TEAM	ATT	COMP	COMP%	YDS	YPA	TD	TD%	LONG	INT	INT%	RATING
1	Maye	NE	409	290	70.9%	3567	8.72	23	5.6%	72t	7	1.7%	109.1
2	Allen	BUF	406	284	70.0%	3276	8.07	25	6.2%	54t	10	2.5%	104.3
3	L. Jackson	BAL	274	174	63.5%	2210	8.07	18	6.6%	45	6	2.2%	101.4
4	D. Jones	IND	384	261	68.0%	3101	8.08	19	4.9%	75	8	2.1%	100.2
5	Rodgers	PIT	371	248	66.8%	2594	6.99	22	5.9%	80t	7	1.9%	98.8
6	Stroud	HOU	337	220	65.3%	2441	7.24	15	4.5%	57t	6	1.8%	94.1
7	Herbert	LAC	451	296	65.6%	3191	7.08	23	5.1%	60t	12	2.7%	92.2
8	Nix	DEN	504	320	63.5%	3256	6.46	23	4.6%	52t	9	1.8%	89.7
9	Mahomes	KC	502	315	62.7%	3587	7.15	22	4.4%	61	11	2.2%	89.6
10	Tagovailoa	MIA	384	260	67.7%	2660	6.93	20	5.2%	47	15	3.9%	88.5
11	Lawrence	JAX	457	273	59.7%	3210	7.02	23	5.0%	50	11	2.4%	87.9
12	G. Smith	LV	397	266	67.0%	2648	6.67	16	4.0%	61t	14	3.5%	84.5
13	Flacco	CLE-CIN	410	247	60.2%	2451	5.98	15	3.7%	44t	10	2.4%	79.2
14	*C. Ward	TEN	469	278	59.3%	2638	5.62	11	2.3%	47	7	1.5%	76.5

©2000-2025 Elias Sports Bureau, Inc. All Rights Reserved.

2025 NATIONAL FOOTBALL LEAGUE

AFC LEADING PASSERS, RANKS

PLAYER	TEAM	ATT	COMP	COMP%	YDS	YPA	TD	TD%	INT	INT%	RATING
Maye	NE	7	4	1	2	1	2t	4	3t	2	1
Allen	BUF	8	5	2	3	3	1	2	8t	11	2
L. Jackson	BAL	14	14	9	14	4	10	1	1t	7	3
D. Jones	IND	10t	9	3	7	2	9	8	6	6	4
Rodgers	PIT	12	11	6	11	9	6t	3	3t	5	5
Stroud	HOU	13	13	8	13	5	12t	10	1t	3	6
Herbert	LAC	5	3	7	6	7	2t	6	12	12	7
Nix	DEN	1	1	10	4	12	2t	9	7	4	8
Mahomes	KC	2	2	11	1	6	6t	11	10t	8	9
Tagovailoa	MIA	10t	10	4	8	10	8	5	14	14	10
Lawrence	JAX	4	7	13	5	8	2t	7	10t	9	11
G. Smith	LV	9	8	5	9	11	11	12	13	13	12
Flacco	CLE-CIN	6	12	12	12	13	12t	13	8t	10	13
*C. Ward	TEN	3	6	14	10	14	14	14	3t	1	14

©2000-2025 Elias Sports Bureau, Inc. All Rights Reserved.

2025 NATIONAL FOOTBALL LEAGUE

AFC FOURTH-QUARTER PASSING LEADERS

RANK	PLAYER	TEAM	ATT	COMP	COMP%	YDS	YPA	TD	TD%	INT	INT%	RATING
1	Browning	CIN	38	27	71.1%	288	7.58	4	10.5%	1	2.6%	117.0
2	Allen	BUF	117	84	71.8%	1091	9.32	8	6.8%	2	1.7%	116.4
3	G. Smith	LV	107	81	75.7%	851	7.95	7	6.5%	2	1.9%	112.3
4	Rodgers	PIT	98	68	69.4%	638	6.51	8	8.2%	2	2.0%	105.7
5	Fields	NYJ	66	42	63.6%	454	6.88	4	6.1%	0	0.0%	104.0
6	L. Jackson	BAL	66	39	59.1%	530	8.03	4	6.1%	1	1.5%	98.7
7	Stroud	HOU	83	49	59.0%	549	6.61	6	7.2%	2	2.4%	92.9
8	Maye	NE	91	58	63.7%	678	7.45	2	2.2%	1	1.1%	89.0
9	D. Jones	IND	77	48	62.3%	514	6.68	4	5.2%	2	2.6%	88.3
10	Nix	DEN	140	85	60.7%	888	6.34	7	5.0%	3	2.1%	86.8
11	Herbert	LAC	100	62	62.0%	651	6.51	4	4.0%	2	2.0%	85.9
12	Tagovailoa	MIA	109	75	68.8%	787	7.22	7	6.4%	7	6.4%	84.2
13	Mahomes	KC	122	65	53.3%	903	7.40	8	6.6%	5	4.1%	82.1
14	D. Mills	HOU	50	27	54.0%	237	4.74	2	4.0%	0	0.0%	80.2
15	T. Taylor	NYJ	59	35	59.3%	360	6.10	3	5.1%	2	3.4%	79.8
16	*C. Ward	TEN	180	114	63.3%	993	5.52	6	3.3%	4	2.2%	79.7
17	*S. Sanders	CLE	57	32	56.1%	337	5.91	2	3.5%	1	1.8%	77.9
18	*Gabriel	CLE	63	35	55.6%	282	4.48	2	3.2%	0	0.0%	77.6
19	Lawrence	JAX	104	56	53.8%	663	6.38	5	4.8%	3	2.9%	77.5
20	Burrow	CIN	37	26	70.3%	282	7.62	2	5.4%	3	8.1%	76.6
21	Flacco	CLE-CIN	153	88	57.5%	866	5.66	5	3.3%	3	2.0%	76.3

©2000-2025 Elias Sports Bureau, Inc. All Rights Reserved.

2025 NATIONAL FOOTBALL LEAGUE

AFC THIRD-DOWN PASSING LEADERS

RANK	PLAYER	TEAM	ATT	COMP	COMP%	YDS	YPA	TD	TD%	INT	INT%	RATING
1	Stroud	HOU	88	57	64.8%	579	6.58	7	8.0%	1	1.1%	105.3
2	Allen	BUF	94	64	68.1%	851	9.05	5	5.3%	3	3.2%	101.0
3	Rodgers	PIT	100	62	62.0%	713	7.13	7	7.0%	2	2.0%	98.5
4	Maye	NE	109	70	64.2%	999	9.17	6	5.5%	4	3.7%	96.8
5	D. Jones	IND	84	55	65.5%	744	8.86	2	2.4%	1	1.2%	96.5
6	Nix	DEN	142	85	59.9%	991	6.98	6	4.2%	3	2.1%	86.3
7	L. Jackson	BAL	69	35	50.7%	473	6.86	3	4.3%	2	2.9%	75.3
8	Lawrence	JAX	111	63	56.8%	868	7.82	4	3.6%	5	4.5%	75.2
9	G. Smith	LV	100	63	63.0%	712	7.12	2	2.0%	4	4.0%	74.3
10	Herbert	LAC	123	70	56.9%	822	6.68	8	6.5%	8	6.5%	71.9
11	Mahomes	KC	112	61	54.5%	757	6.76	4	3.6%	6	5.4%	65.2
12	*C. Ward	TEN	120	62	51.7%	707	5.89	2	1.7%	3	2.5%	64.8
13	Flacco	CLE-CIN	103	53	51.5%	625	6.07	1	1.0%	3	2.9%	61.3
14	Tagovailoa	MIA	88	50	56.8%	614	6.98	2	2.3%	6	6.8%	57.7

©2000-2025 Elias Sports Bureau, Inc. All Rights Reserved.

2025 NATIONAL FOOTBALL LEAGUE

AFC LEADING RUSHERS

RANK	PLAYER	TEAM	ATT	YDS	AVG	LONG	TD
1	Taylor	IND	272	1443	5.3	83t	16
2	Cook	BUF	271	1415	5.2	64t	10
3	Achane	MIA	205	1186	5.8	59t	7
4	Henry	BAL	233	1125	4.8	59	10
5	Etienne	JAX	213	949	4.5	71	7
6	Hall	NYJ	213	900	4.2	35	3
7	Pollard	TEN	189	847	4.5	65t	5
8	*Judkins	CLE	222	805	3.6	46t	7
9	C. Brown	CIN	185	780	4.2	37	3
10	*Henderson	NE	143	773	5.4	69t	7
11	Dobbins	DEN	153	772	5.0	41	4
12	*Jeanty	LV	200	700	3.5	64t	4
13	J. Warren	PIT	171	685	4.0	37	4
14	Vidal	LAC	147	620	4.2	59t	3
15	*Marks	HOU	167	584	3.5	23	2
16	Hunt	KC	148	557	3.8	33	8
17	Allen (QB)	BUF	98	535	5.5	40t	12
18	Chubb	HOU	115	472	4.1	27t	3
19	Gainwell	PIT	93	451	4.8	55	4
20	*Hampton	LAC	94	431	4.6	54t	2
21	Mahomes (QB)	KC	64	422	6.6	22	5
22t	*Harvey	DEN	110	419	3.8	50	6
22t	Herbert (QB)	LAC	69	419	6.1	41	1
24	Pacheco	KC	101	396	3.9	16	1
25	Fields (QB)	NYJ	71	383	5.4	43t	4
26	Stevenson	NE	107	374	3.5	22	3
27	Maye (QB)	NE	85	362	4.3	28	4
28	L. Jackson (QB)	BAL	61	333	5.5	19	2
29	Perine	CIN	66	310	4.7	32t	1
30	Lawrence (QB)	JAX	66	302	4.6	21	6
31	Mitchell	BAL	39	295	7.6	55	1
32	*Tuten	JAX	78	284	3.6	15	4
33	Nix (QB)	DEN	62	254	4.1	25	4
34	Davis	NYJ	37	217	5.9	50	1
35	Spears	TEN	50	211	4.2	41	1
36	Stroud (QB)	HOU	38	204	5.4	30	0
37	*Gordon	MIA	60	191	3.2	20	3
38	Wright	MIA	43	174	4.0	18	1
39	D. Jones (QB)	IND	45	164	3.6	19	5
40	T. Taylor (QB)	NYJ	27	143	5.3	15	1
41	Ty Johnson	BUF	29	133	4.6	23	1
42t	Patterson	LAC	32	129	4.0	22	1
42t	*C. Ward (QB)	TEN	31	129	4.2	20	1
44	*Sampson	CLE	44	116	2.6	26	0
45	G. Smith (QB)	LV	40	108	2.7	20	0
46t	R. Davis	BUF	33	106	3.2	15	0
46t	Gibson	NE	25	106	4.2	21	1
48	J. Jordan	HOU	15	101	6.7	50	0
49	Mostert	LV	21	98	4.7	37	0
50	*B. Smith	KC	32	95	3.0	8	0

©2000-2025 Elias Sports Bureau, Inc. All Rights Reserved.

2025 NATIONAL FOOTBALL LEAGUE

AFC THIRD-AND-ONE RUSHING LEADERS

RANK	PLAYER	TEAM	ATT	FD	PCT
1t	D. Jones (QB)	IND	7	7	100.0%
1t	Hall	NYJ	6	6	100.0%
1t	Nix (QB)	DEN	6	6	100.0%
1t	Vidal	LAC	4	4	100.0%
5	J. Warren	PIT	11	10	90.9%
6t	Fields (QB)	NYJ	9	8	88.9%
6t	Herbert (QB)	LAC	9	8	88.9%
8t	Allen (QB)	BUF	12	10	83.3%
8t	C. Brown	CIN	6	5	83.3%
8t	Lawrence (QB)	JAX	6	5	83.3%
8t	Perine	CIN	6	5	83.3%
12	Hunt	KC	21	17	81.0%
13	Taylor	IND	8	6	75.0%
14	*Gordon	MIA	7	5	71.4%
15t	Andrews (TE)	BAL	6	4	66.7%
15t	*Hampton	LAC	6	4	66.7%
15t	Maye (QB)	NE	6	4	66.7%
18	Henry	BAL	11	7	63.6%
19	G. Smith (QB)	LV	8	5	62.5%
20	*Judkins	CLE	12	7	58.3%
21	*Marks	HOU	9	5	55.6%
22	Stevenson	NE	9	4	44.4%

©2000-2025 Elias Sports Bureau, Inc. All Rights Reserved.

2025 NATIONAL FOOTBALL LEAGUE

AFC LEADERS IN RECEPTIONS

RANK	PLAYER	TEAM	REC	YDS	AVG	LONG	TD
1	Chase	CIN	101	1147	11.4	64t	5
2	Pittman	IND	72	725	10.1	27t	7
3	Flowers	BAL	71	959	13.5	56	2
4	Schultz (TE)	HOU	70	650	9.3	47	2
5	Allen	LAC	68	680	10.0	31	4
6t	Kelce (TE)	KC	67	797	11.9	44	5
6t	Diggs	NE	67	731	10.9	33	3
8	*Fannin (TE)	CLE	66	667	10.1	35	4
9	Collins	HOU	64	1001	15.6	57t	6
10t	Sutton	DEN	63	886	14.1	52t	6
10t	*Warren (TE)	IND	63	718	11.4	41	4
12	Shakir	BUF	62	650	10.5	54t	4
13t	McConkey	LAC	61	715	11.7	58	5
13t	Achane (RB)	MIA	61	450	7.4	29t	4
15	Meyers	LV-JAX	60	707	11.8	50	3
16t	Waddle	MIA	59	838	14.2	46t	6
16t	Bowers (TE)	LV	59	647	11.0	38	6
18	C. Brown (RB)	CIN	58	336	5.8	21	2
19t	Franklin	DEN	57	626	11.0	42	6
19t	Gainwell (RB)	PIT	57	332	5.8	28	2
21	Metcalf	PIT	55	808	14.7	80t	6
22	Rice	KC	53	571	10.8	47	5
23	*Jeanty (RB)	LV	49	266	5.4	29	4
24	Downs	IND	47	406	8.6	34	4
25t	Higgins	CIN	46	667	14.5	44t	9
25t	Henry (TE)	NE	46	628	13.7	36	5
25t	Tucker	LV	46	574	12.5	61t	5
28	Okonkwo (TE)	TEN	45	459	10.2	39	0
29	*M. Taylor (TE)	NYJ	44	369	8.4	27	1
30	*Gadsden (TE)	LAC	43	602	14.0	53	2
31t	Johnston	LAC	42	533	12.7	60t	7
31t	Brown	KC	42	494	11.8	49	5
33t	Engram (TE)	DEN	41	359	8.8	41	1
33t	*Helm (TE)	TEN	41	347	8.5	34t	2
33t	M. Washington	MIA	41	284	6.9	28	2
36t	Jeudy	CLE	40	519	13.0	60t	2
36t	Worthy	KC	40	491	12.3	42	1
36t	Andrews (TE)	BAL	40	359	9.0	27t	5
39t	Pierce	IND	39	785	20.1	50	2
39t	B. Thomas	JAX	39	601	15.4	46	2
39t	Washington	JAX	39	500	12.8	40	3
39t	Hollins	NE	39	481	12.3	54	2
43t	Taylor (RB)	IND	38	318	8.4	43	2
43t	*Dike	TEN	38	301	7.9	38t	3
45	*Harvey (RB)	DEN	37	247	6.7	27t	4
46t	Kincaid (TE)	BUF	36	523	14.5	47	5
46t	*Higgins	HOU	36	397	11.0	28	4
46t	Wilson	NYJ	36	395	11.0	33t	4
46t	Coleman	BUF	36	355	9.9	35t	4
50	*Henderson (RB)	NE	34	212	6.2	19	1

©2000-2025 Elias Sports Bureau, Inc. All Rights Reserved.

2025 NATIONAL FOOTBALL LEAGUE

AFC RECEIVING YARDAGE LEADERS

RANK	PLAYER	TEAM	YDS	REC	AVG	LONG	TD
1	Chase	CIN	1147	101	11.4	64t	5
2	Collins	HOU	1001	64	15.6	57t	6
3	Flowers	BAL	959	71	13.5	56	2
4	Sutton	DEN	886	63	14.1	52t	6
5	Waddle	MIA	838	59	14.2	46t	6
6	Metcalf	PIT	808	55	14.7	80t	6
7	Kelce (TE)	KC	797	67	11.9	44	5
8	Pierce	IND	785	39	20.1	50	2
9	Diggs	NE	731	67	10.9	33	3
10	Pittman	IND	725	72	10.1	27t	7
11	*Warren (TE)	IND	718	63	11.4	41	4
12	McConkey	LAC	715	61	11.7	58	5
13	Meyers	LV-JAX	707	60	11.8	50	3
14	Allen	LAC	680	68	10.0	31	4
15t	*Fannin (TE)	CLE	667	66	10.1	35	4
15t	Higgins	CIN	667	46	14.5	44t	9
17t	Schultz (TE)	HOU	650	70	9.3	47	2
17t	Shakir	BUF	650	62	10.5	54t	4
19	Bowers (TE)	LV	647	59	11.0	38	6
20	Henry (TE)	NE	628	46	13.7	36	5
21	Franklin	DEN	626	57	11.0	42	6
22	*Gadsden (TE)	LAC	602	43	14.0	53	2
23	B. Thomas	JAX	601	39	15.4	46	2
24	Tucker	LV	574	46	12.5	61t	5
25	Rice	KC	571	53	10.8	47	5
26	Johnston	LAC	533	42	12.7	60t	7
27	Kincaid (TE)	BUF	523	36	14.5	47	5
28	Jeudy	CLE	519	40	13.0	60t	2
29	Boutte	NE	511	30	17.0	39t	6
30	Washington	JAX	500	39	12.8	40	3
31	Brown	KC	494	42	11.8	49	5
32	Worthy	KC	491	40	12.3	42	1
33	Hollins	NE	481	39	12.3	54	2
34	Okonkwo (TE)	TEN	459	45	10.2	39	0
35	Achane (RB)	MIA	450	61	7.4	29t	4
36	Thornton	KC	438	19	23.1	61	3
37	Downs	IND	406	47	8.6	34	4
38	Douglas	NE	402	27	14.9	58	3
39	*Higgins	HOU	397	36	11.0	28	4
40t	Strange (TE)	JAX	395	32	12.3	30	1
40t	Wilson	NYJ	395	36	11.0	33t	4
42	A. Mitchell	IND-NYJ	388	27	14.4	75	2
43	*Ayomanor	TEN	370	31	11.9	33	3
44	*M. Taylor (TE)	NYJ	369	44	8.4	27	1
45	Iosivas	CIN	363	26	14.0	37	2
46t	Andrews (TE)	BAL	359	40	9.0	27t	5
46t	Engram (TE)	DEN	359	41	8.8	41	1
48	Coleman	BUF	355	36	9.9	35t	4
49	Knox (TE)	BUF	353	28	12.6	32	3
50	Freiermuth (TE)	PIT	352	31	11.4	68t	4

©2000-2025 Elias Sports Bureau, Inc. All Rights Reserved.

2025 NATIONAL FOOTBALL LEAGUE

AFC THIRD-DOWN RECEIVING LEADERS

RANK	PLAYER	TEAM	REC	YDS	AVG	LONG	TD
1	Allen	LAC	28	299	10.7	31	1
2	Sutton	DEN	24	367	15.3	34	2
3	Chase	CIN	22	272	12.4	64t	2
4	Schultz (TE)	HOU	21	209	10.0	20	2
5t	Meyers	LV-JAX	20	198	9.9	25	2
5t	Gainwell (RB)	PIT	20	115	5.8	20	0
7t	Downs	IND	18	193	10.7	34	2
7t	Diggs	NE	18	184	10.2	24	1
9t	Shakir	BUF	17	153	9.0	44	0
9t	Pittman	IND	17	143	8.4	14	0
11t	*Fannin (TE)	CLE	16	175	10.9	24	0
11t	Collins	HOU	16	171	10.7	21	2
13t	Higgins	CIN	15	222	14.8	42t	2
13t	Flowers	BAL	15	213	14.2	39	0
15	Henry (TE)	NE	14	156	11.1	18	0
16	Jeudy	CLE	13	159	12.2	26	0
17t	Waddle	MIA	12	168	14.0	45	0
17t	McConkey	LAC	12	157	13.1	58	2
17t	Mims	DEN	12	134	11.2	31	0
17t	Lockett	TEN-LV	12	123	10.3	33	0
17t	*Dike	TEN	12	120	10.0	25	1
17t	M. Washington	MIA	12	111	9.3	19	0
23t	B. Thomas	JAX	11	198	18.0	39	0
23t	Metcalf	PIT	11	191	17.4	39	2
23t	Kincaid (TE)	BUF	11	168	15.3	24	1
23t	Kelce (TE)	KC	11	146	13.3	28	2
23t	*Higgins	HOU	11	120	10.9	24t	2
23t	*Warren (TE)	IND	11	102	9.3	19	1
23t	Smith (TE)	PIT	11	92	8.4	21	1
23t	*M. Taylor (TE)	NYJ	11	78	7.1	13	0
23t	*Harvey (RB)	DEN	11	70	6.4	12t	2
32t	Washington	JAX	10	177	17.7	40	1
32t	A. Mitchell	IND-NYJ	10	150	15.0	75	0
32t	Franklin	DEN	10	131	13.1	35	1
32t	Bowers (TE)	LV	10	95	9.5	31	0
32t	Okonkwo (TE)	TEN	10	94	9.4	39	0
32t	Achane (RB)	MIA	10	93	9.3	24	1
32t	Andrews (TE)	BAL	10	76	7.6	14t	1
39t	Njoku (TE)	CLE	9	90	10.0	23	2
39t	Engram (TE)	DEN	9	87	9.7	16	0
39t	Wilson	NYJ	9	75	8.3	16	1
39t	Rice	KC	9	62	6.9	11	0
39t	*Noel	HOU	9	51	5.7	12	0
44t	Thornton	KC	8	202	25.3	61	1
44t	Tucker	LV	8	169	21.1	37	1
44t	Boutte	NE	8	151	18.9	30	1
44t	Iosivas	CIN	8	141	17.6	37	1
44t	Stevenson (RB)	NE	8	135	16.9	55	0
44t	T. Hill	MIA	8	118	14.8	47	0
44t	Johnston	LAC	8	115	14.4	37	1
44t	Austin	PIT	8	111	13.9	31	1
44t	Ty Johnson (RB)	BUF	8	102	12.8	52t	1
44t	Strange (TE)	JAX	8	91	11.4	24	0
44t	Freiermuth (TE)	PIT	8	87	10.9	20	2
44t	Hill (RB)	BAL	8	83	10.4	37	0

©2000-2025 Elias Sports Bureau, Inc. All Rights Reserved.

AFC THIRD-DOWN RECEIVING LEADERS

RANK	PLAYER	TEAM	REC	YDS	AVG	LONG	TD
44t	Brown	KC	8	64	8.0	33	1
44t	Mayer (TE)	LV	8	61	7.6	14	1
44t	Kirk	HOU	8	56	7.0	13	0
44t	*Helm (TE)	TEN	8	53	6.6	15	0

©2000-2025 Elias Sports Bureau, Inc. All Rights Reserved.

2025 NATIONAL FOOTBALL LEAGUE

AFC LEADING SCORERS (NON-KICKING)

RANK	PLAYER	TEAM	POS	TOUCHDOWNS					X2	PTS
				TOTAL	RUSH	REC	RET	KOREC		
1	Taylor	IND	RB	18	16	2	0	0	1	110
2t	Allen	BUF	QB	12	12	0	0	0	0	72
2t	Cook	BUF	RB	12	10	2	0	0	0	72
2t	Etienne	JAX	RB	12	7	5	0	0	0	72
5	Achane	MIA	RB	11	7	4	0	0	0	66
6t	*Harvey	DEN	RB	10	6	4	0	0	0	60
6t	Henry	BAL	RB	10	10	0	0	0	0	60
8	Higgins	CIN	WR	9	0	9	0	0	1	56
9	Hunt	KC	RB	9	8	1	0	0	0	54
10t	*Henderson	NE	RB	8	7	1	0	0	0	48
10t	*Jeanty	LV	RB	8	4	4	0	0	0	48
12t	Collins	HOU	WR	7	1	6	0	0	1	44
12t	*Judkins	CLE	RB	7	7	0	0	0	1	44
12t	Pittman	IND	WR	7	0	7	0	0	1	44
15t	Franklin	DEN	WR	6	0	6	0	0	3	42
15t	Johnston	LAC	WR	7	0	7	0	0	0	42
15t	Metcalf	PIT	WR	7	1	6	0	0	0	42
18t	Bowers	LV	TE	6	0	6	0	0	1	38
18t	Lawrence	JAX	QB	6	6	0	0	0	1	38
18t	Rice	KC	WR	6	1	5	0	0	1	38
18t	Sutton	DEN	WR	6	0	6	0	0	1	38
22t	Andrews	BAL	TE	6	1	5	0	0	0	36
22t	Boutte	NE	WR	6	0	6	0	0	0	36
22t	Gainwell	PIT	RB	6	4	2	0	0	0	36
22t	*Marks	HOU	RB	6	2	3	1	0	0	36
22t	*Tuten	JAX	RB	6	4	2	0	0	0	36
22t	Waddle	MIA	WR	6	0	6	0	0	0	36
22t	Waller	MIA	TE	6	0	6	0	0	0	36
22t	J. Warren	PIT	RB	6	4	2	0	0	0	36
30t	C. Brown	CIN	RB	5	3	2	0	0	1	32
30t	Kelce	KC	TE	5	0	5	0	0	1	32
32t	Brown	KC	WR	5	0	5	0	0	0	30
32t	Chase	CIN	WR	5	0	5	0	0	0	30
32t	*Dike	TEN	WR	5	0	3	2	0	0	30
32t	Henry	NE	TE	5	0	5	0	0	0	30
32t	D. Jones	IND	QB	5	5	0	0	0	0	30
32t	Kincaid	BUF	TE	5	0	5	0	0	0	30
32t	Mahomes	KC	QB	5	5	0	0	0	0	30
32t	McConkey	LAC	WR	5	0	5	0	0	0	30
32t	Pollard	TEN	RB	5	5	0	0	0	0	30
32t	Tucker	LV	WR	5	0	5	0	0	0	30
32t	*Warren	IND	TE	5	1	4	0	0	0	30
32t	Washington	JAX	WR	5	0	3	2	0	0	30
44	Fields	NYJ	QB	4	4	0	0	0	2	28
45	Maye	NE	QB	4	4	0	0	0	1	26
46t	Allen	LAC	WR	4	0	4	0	0	0	24

©2000-2025 Elias Sports Bureau Inc. All Rights Reserved.

2025 NATIONAL FOOTBALL LEAGUE

AFC LEADING SCORERS (NON-KICKING)

RANK	PLAYER	TEAM	POS	TOUCHDOWNS					X2	PTS
				TOTAL	RUSH	REC	RET	KOREC		
46t	Coleman	BUF	WR	4	0	4	0	0	0	24
46t	Dobbins	DEN	RB	4	4	0	0	0	0	24
46t	Downs	IND	WR	4	0	4	0	0	0	24
46t	*Fannin	CLE	TE	4	0	4	0	0	0	24
46t	Freiermuth	PIT	TE	4	0	4	0	0	0	24
46t	*Gordon	MIA	RB	4	3	1	0	0	0	24
46t	Hall	NYJ	RB	4	3	1	0	0	0	24
46t	*Higgins	HOU	WR	4	0	4	0	0	0	24
46t	Nix	DEN	QB	4	4	0	0	0	0	24
46t	Njoku	CLE	TE	4	0	4	0	0	0	24
46t	Shakir	BUF	WR	4	0	4	0	0	0	24
46t	Vidal	LAC	RB	4	3	1	0	0	0	24
46t	Wilson	NYJ	WR	4	0	4	0	0	0	24

©2000-2025 Elias Sports Bureau Inc. All Rights Reserved.

2025 NATIONAL FOOTBALL LEAGUE

AFC LEADING SCORERS (KICKING)

RANK	PLAYER	TEAM	PAT	FG	FG%	LONG	PTS
1	Dicker	LAC	29/29	34/36	94.4%	59	131
2	Fairbairn	HOU	22/22	33/37	89.2%	57	121
3	*Borregales	NE	40/42	24/27	88.9%	53	112
4	*Loop	BAL	33/35	26/28	92.9%	52	111
5	C. Little	JAX	39/40	23/27	85.2%	68	108
6	Butker	KC	30/34	24/28	85.7%	59	102
7t	Boswell	PIT	37/37	21/24	87.5%	60	100
7t	McPherson	CIN	31/31	23/26	88.5%	63	100
7t	Patterson	MIA	28/29	24/26	92.3%	54	100
10	Prater	BUF	43/46	18/20	90.0%	52	97
11	Folk	NYJ	21/21	25/26	96.2%	58	96
12	Lutz	DEN	34/34	20/23	87.0%	57	94
13	Slye	TEN	20/21	23/29	79.3%	57	89
14	Grupe	NO-IND	17/17	23/31	74.2%	60	86
15	Szmyt	CLE	20/21	18/21	85.7%	55	74
16	Carlson	LV	17/18	17/22	77.3%	54	68
17	Shrader	IND	14/14	13/14	92.9%	52	53
18	Badgley	IND	18/21	10/11	90.9%	53	48
19	Wright	TEN-WAS-HOU	4/4	5/5	100.0%	46	19

©2000-2025 Elias Sports Bureau Inc. All Rights Reserved.

2025 NATIONAL FOOTBALL LEAGUE

AFC TOUCHBACKS ON KICKOFFS

RANK	PLAYER	TEAM	TB
1	C. Little	JAX	26
2	Lutz	DEN	16
3t	Borregales	NE	14
3t	Fairbairn	HOU	14
3t	Slye	TEN	14
6	Dicker	LAC	13
7t	Butker	KC	11
7t	Patterson	MIA	11
9t	Prater	BUF	10
9t	Szmyt	CLE	10
11t	Grupe	NO-IND	9
11t	McPherson	CIN	9
13	Loop	BAL	7
14	Folk	NYJ	6
15	Carlson	LV	5
16	Boswell	PIT	4
17	McNamara	NYJ	3
18t	Sanchez	IND	2
18t	Shrader	IND	2
18t	Wright	TEN-WAS-HOU	2
21	Badgley	IND	1

©2000-2025 Elias Sports Bureau, Inc. All Rights Reserved.

2025 NATIONAL FOOTBALL LEAGUE

AFC MOST YARDS FROM SCRIMMAGE

				TOTAL			RUSHING			RECEIVING		
RANK	PLAYER	TEAM	POS	YDS	PLAYS	AVG	YDS	ATT	AVG	YDS	ATT	AVG
1	Taylor	IND	RB	1761	310	5.7	1443	272	5.3	318	38	8.4
2	Cook	BUF	RB	1686	302	5.6	1415	271	5.2	271	31	8.7
3	Achane	MIA	RB	1636	266	6.2	1186	205	5.8	450	61	7.4
4	Henry	BAL	RB	1275	248	5.1	1125	233	4.8	150	15	10.0
5	Hall	NYJ	RB	1223	245	5.0	900	213	4.2	323	32	10.1
6	Etienne	JAX	RB	1203	242	5.0	949	213	4.5	254	29	8.8
7	Chase	CIN	WR	1161	104	11.2	14	3	4.7	1147	101	11.4
8	C. Brown	CIN	RB	1116	243	4.6	780	185	4.2	336	58	5.8
9	Pollard	TEN	RB	1026	217	4.7	847	189	4.5	179	28	6.4
10	Collins	HOU	WR	1016	66	15.4	15	2	7.5	1001	64	15.6
11	Flowers	BAL	WR	1003	80	12.5	44	9	4.9	959	71	13.5
12	*Henderson	NE	RB	985	177	5.6	773	143	5.4	212	34	6.2
13	J. Warren	PIT	RB	977	204	4.8	685	171	4.0	292	33	8.8
14	*Jeanty	LV	RB	966	249	3.9	700	200	3.5	266	49	5.4
15	*Judkins	CLE	RB	947	243	3.9	805	222	3.6	142	21	6.8
16	Sutton	DEN	WR	886	63	14.1	0	0	---	886	63	14.1
17	Waddle	MIA	WR	859	60	14.3	21	1	21.0	838	59	14.2
18	Metcalf	PIT	WR	820	57	14.4	12	2	6.0	808	55	14.7
19	Dobbins	DEN	RB	809	164	4.9	772	153	5.0	37	11	3.4
20	Kelce	KC	TE	798	68	11.7	1	1	1.0	797	67	11.9
21	*Marks	HOU	RB	788	188	4.2	584	167	3.5	204	21	9.7
22	Pierce	IND	WR	785	39	20.1	0	0	---	785	39	20.1
23	Gainwell	PIT	RB	783	150	5.2	451	93	4.8	332	57	5.8
24	Vidal	LAC	RB	758	162	4.7	620	147	4.2	138	15	9.2
25	Diggs	NE	WR	731	67	10.9	0	0	---	731	67	10.9
26	*Warren	IND	TE	726	69	10.5	8	6	1.3	718	63	11.4
27	Pittman	IND	WR	725	72	10.1	0	0	---	725	72	10.1
28	Meyers	LV-JAX	WR	719	64	11.2	12	4	3.0	707	60	11.8
29	McConkey	LAC	WR	715	61	11.7	0	0	---	715	61	11.7
30	Allen	LAC	WR	680	68	10.0	0	0	---	680	68	10.0
31t	*Fannin	CLE	TE	679	72	9.4	12	6	2.0	667	66	10.1
31t	Hunt	KC	RB	679	163	4.2	557	148	3.8	122	15	8.1
33	Higgins	CIN	WR	667	46	14.5	0	0	---	667	46	14.5
34	*Harvey	DEN	RB	666	147	4.5	419	110	3.8	247	37	6.7
35	Shakir	BUF	WR	655	63	10.4	5	1	5.0	650	62	10.5
36	Schultz	HOU	TE	650	70	9.3	0	0	---	650	70	9.3
37	Bowers	LV	TE	649	61	10.6	2	2	1.0	647	59	11.0
38	Franklin	DEN	WR	638	62	10.3	12	5	2.4	626	57	11.0
39	Henry	NE	TE	628	46	13.7	0	0	---	628	46	13.7
40	B. Thomas	JAX	WR	622	42	14.8	21	3	7.0	601	39	15.4
41	Stevenson	NE	RB	615	130	4.7	374	107	3.5	241	23	10.5
42	Tucker	LV	WR	610	52	11.7	36	6	6.0	574	46	12.5
43	*Gadsden	LAC	TE	602	43	14.0	0	0	---	602	43	14.0
44	Rice	KC	WR	591	58	10.2	20	5	4.0	571	53	10.8
45	*Hampton	LAC	RB	582	117	5.0	431	94	4.6	151	23	6.6
46	Worthy	KC	WR	577	49	11.8	86	9	9.6	491	40	12.3
47	Johnston	LAC	WR	540	44	12.3	7	2	3.5	533	42	12.7
48	Allen	BUF	QB	535	98	5.5	535	98	5.5	0	0	---
49	Chubb	HOU	RB	530	127	4.2	472	115	4.1	58	12	4.8
50	Kincaid	BUF	TE	523	36	14.5	0	0	---	523	36	14.5

©2000-2025 Elias Sports Bureau, Inc. All Rights Reserved.

2025 NATIONAL FOOTBALL LEAGUE

AFC LEADERS IN FIRST DOWNS

RANK	PLAYER	TEAM	POS	TOTAL	RUSH	REC
1	Taylor	IND	RB	86	73	13
2	Achane	MIA	RB	72	50	22
3	Cook	BUF	RB	69	59	10
4t	Hall	NYJ	RB	59	48	11
4t	Henry	BAL	RB	59	55	4
6	Hunt	KC	RB	57	49	8
7t	C. Brown	CIN	RB	56	43	13
7t	Chase	CIN	WR	56	0	56
9t	*Judkins	CLE	RB	53	48	5
9t	J. Warren	PIT	RB	53	41	12
11	Etienne	JAX	RB	52	41	11
12	Pollard	TEN	RB	47	38	9
13t	*Jeanty	LV	RB	45	34	11
13t	Waddle	MIA	WR	45	1	44
15t	Gainwell	PIT	RB	44	29	15
15t	*Henderson	NE	RB	44	37	7
15t	Pittman	IND	WR	44	0	44
15t	Sutton	DEN	WR	44	0	44
19	Collins	HOU	WR	43	1	42
20t	Allen	LAC	WR	42	0	42
20t	Kelce	KC	TE	42	0	42
22	Allen	BUF	QB	41	41	0
23	Flowers	BAL	WR	40	2	38
24t	Diggs	NE	WR	38	0	38
24t	*Marks	HOU	RB	38	31	7
24t	*Warren	IND	TE	38	3	35
27t	Dobbins	DEN	RB	37	37	0
27t	Meyers	LV-JAX	WR	37	1	36
27t	Vidal	LAC	RB	37	31	6
30	Metcalf	PIT	WR	36	1	35
31t	Bowers	LV	TE	34	0	34
31t	Henry	NE	TE	34	0	34
31t	Pierce	IND	WR	34	0	34
31t	Schultz	HOU	TE	34	0	34
35t	*Harvey	DEN	RB	33	20	13
35t	Higgins	CIN	WR	33	0	33
37t	*Hampton	LAC	RB	32	26	6
37t	McConkey	LAC	WR	32	0	32
39	Franklin	DEN	WR	31	2	29
40t	*Fannin	CLE	TE	30	1	29
40t	Herbert	LAC	QB	30	30	0
40t	Lawrence	JAX	QB	30	30	0
40t	Maye	NE	QB	30	30	0
40t	Rice	KC	WR	30	2	28
45	B. Thomas	JAX	WR	29	2	27
46t	Andrews	BAL	TE	28	6	22
46t	Downs	IND	WR	28	0	28
48t	Mahomes	KC	QB	27	27	0
48t	Pacheco	KC	RB	27	24	3
48t	Shakir	BUF	WR	27	0	27
48t	Tucker	LV	WR	27	0	27

©2000-2025 Elias Sports Bureau, Inc. All Rights Reserved.

2025 NATIONAL FOOTBALL LEAGUE

AFC PUNTING YARDS LEADERS

RANK	PLAYER	TEAM	POS	PUNTS	YARDS	LONG	AVG	TB	BLK	DWN	OB	RETURNS TOT	RETURNS YDS	IN20	NET AVG
1	Rehkow	CIN	P	54	2770	70	51.3	11	0	7	4	25	266	19	42.3
2	Stout	BAL	P	46	2340	74	50.9	6	0	7	7	21	148	19	45.0
3	Sanchez	IND	P	36	1763	59	49.0	3	0	2	4	14	96	19	44.6
4	Scott	LAC	P	45	2188	60	48.6	3	0	6	3	18	265	17	41.4
5	Bailey	MIA	P	48	2323	64	48.4	2	0	6	3	22	206	18	43.3
6	*Crawshaw	DEN	P	64	3051	76	47.7	7	0	2	10	25	240	27	41.7
7	Cole	LV	P	55	2608	64	47.4	4	2	3	13	25	350	18	38.2
8	Townsend	HOU	P	59	2793	73	47.3	5	0	9	8	26	277	23	40.9
9	Baringer	NE	P	45	2119	73	47.1	4	0	3	5	20	252	18	39.7
10	McNamara	NYJ	P	59	2777	72	47.1	6	0	15	1	18	121	25	43.0
11	Cooke	JAX	P	49	2301	63	47.0	4	0	4	9	23	155	16	42.2
12	Araiza	KC	P	42	1966	69	46.8	1	0	8	5	15	235	20	40.7
13	Hekker	TEN	P	67	3116	65	46.5	6	0	6	5	32	307	18	40.1
14	Waitman	PIT	P	51	2351	67	46.1	3	0	7	3	22	159	19	41.8
15	Bojorquez	CLE	P	80	3609	67	45.1	11	2	8	12	34	468	21	35.6

©2000-2025 Elias Sports Bureau, Inc. All Rights Reserved.

2025 NATIONAL FOOTBALL LEAGUE

AFC NET PUNTING YARDS LEADERS

RANK	PLAYER	TEAM	POS	PUNTS	YARDS	LONG	AVG	TB	BLK	DWN	OB	RETURNS TOT	RETURNS YDS	IN20	NET AVG
1	Stout	BAL	P	46	2340	74	50.9	6	0	7	7	21	148	19	45.0
2	Sanchez	IND	P	36	1763	59	49.0	3	0	2	4	14	96	19	44.6
3	Bailey	MIA	P	48	2323	64	48.4	2	0	6	3	22	206	18	43.3
4	McNamara	NYJ	P	59	2777	72	47.1	6	0	15	1	18	121	25	43.0
5	Rehkow	CIN	P	54	2770	70	51.3	11	0	7	4	25	266	19	42.3
6	Cooke	JAX	P	49	2301	63	47.0	4	0	4	9	23	155	16	42.2
7	Waitman	PIT	P	51	2351	67	46.1	3	0	7	3	22	159	19	41.8
8	*Crawshaw	DEN	P	64	3051	76	47.7	7	0	2	10	25	240	27	41.7
9	Scott	LAC	P	45	2188	60	48.6	3	0	6	3	18	265	17	41.4
10	Townsend	HOU	P	59	2793	73	47.3	5	0	9	8	26	277	23	40.9
11	Araiza	KC	P	42	1966	69	46.8	1	0	8	5	15	235	20	40.7
12	Hekker	TEN	P	67	3116	65	46.5	6	0	6	5	32	307	18	40.1
13	Baringer	NE	P	45	2119	73	47.1	4	0	3	5	20	252	18	39.7
14	Cole	LV	P	55	2608	64	47.4	4	2	3	13	25	350	18	38.2
15	Bojorquez	CLE	P	80	3609	67	45.1	11	2	8	12	34	468	21	35.6

©2000-2025 Elias Sports Bureau, Inc. All Rights Reserved.

2025 NATIONAL FOOTBALL LEAGUE

AFC PUNT RETURN LEADERS

RANK	PLAYER	TEAM	POS	RET	FC	YDS	AVG	LONG	TD
1	*Dike	TEN	WR	18	23	359	19.9	90t	2
2	M. Jones	NE	CB	21	16	363	17.3	94t	2
3	Washington	JAX	WR	19	9	323	17.0	87t	2
4	Mims	DEN	WR	24	17	394	16.4	70	1
5	I. Williams	CIN-NYJ	WR	28	10	396	14.1	78t	2
6	M. Washington	MIA	WR	19	8	258	13.6	74t	1
7	*Noel	HOU	WR	27	14	306	11.3	53	0
8	*Larvadain	CLE	WR	21	13	159	7.6	44	0
9	Remigio	KC	WR	23	10	160	7.0	25	0

©2000-2025 Elias Sports Bureau, Inc. All Rights Reserved.

2025 NATIONAL FOOTBALL LEAGUE

AFC KICKOFF RETURN LEADERS

RANK	PLAYER	TEAM	POS	RET	YDS	AVG	LONG	TD
1	R. Davis	BUF	RB	23	745	32.4	97t	1
2	I. Williams	CIN-NYJ	WR	22	653	29.7	83	0
3	Mostert	LV	RB	21	620	29.5	54	0
4	*Noel	HOU	WR	17	495	29.1	69	0
5	*Tuten	JAX	RB	19	539	28.4	54	0
6	Mims	DEN	WR	22	589	26.8	46	0
7	Mitchell	BAL	RB	20	531	26.6	39	0
8	Thornton	KC	WR	18	475	26.4	34	0
9	Laube	LV	RB	28	736	26.3	38	0
10	M. Washington	MIA	WR	28	732	26.1	45	0
11	Gould	IND	WR	25	647	25.9	39	0
12	Remigio	KC	WR	25	646	25.8	47	0
13	Jones	CIN	WR	42	1084	25.8	98t	1
14	Davis	LAC	WR	18	464	25.8	30	0
15	*Dike	TEN	WR	55	1413	25.7	71	0
16	Eskridge	MIA	WR	25	640	25.6	54	0
17	*Allen	JAX	RB	19	486	25.6	50	0
18	Ali	BAL	RB	27	683	25.3	43	0
19	Perine	CIN	RB	17	430	25.3	38	0
20	Gainwell	PIT	RB	22	529	24.0	36	0
21	*Williams	PIT	WR	18	425	23.6	37	0
22	Corley	CLE	WR	17	385	22.6	33	0

©2000-2025 Elias Sports Bureau, Inc. All Rights Reserved.

2025 NATIONAL FOOTBALL LEAGUE

AFC INTERCEPTION LEADERS

RANK	PLAYER	TEAM	POS	INT	YARDS	AVG	LONG	TD
1	Lloyd	JAX	LB	5	135	27.0	99t	1
2t	Battle	CIN	SAF	4	6	1.5	4	0
2t	Bullock	HOU	SAF	4	40	10.0	29	0
2t	D. Jackson	LAC	CB	4	27	6.8	21	0
2t	Jefferson	LAC	SS	4	5	1.3	3	0
2t	Lassiter	HOU	CB	4	0	0.0	0	0
2t	Pitre	HOU	SAF	4	18	4.5	12	0
8t	Barton	TEN	LB	3	25	8.3	24t	1
8t	Bishop	BUF	SAF	3	16	5.3	12	0
8t	Bynum	IND	SAF	3	14	4.7	14	0
8t	An. Johnson	JAX	SAF	3	49	16.3	44	0
8t	M. Jones	NE	CB	3	65	21.7	33t	1
8t	Kelly	LV	CB	3	26	8.7	26	0
8t	Latu	IND	DE	3	9	3.0	6	0
8t	Stingley	HOU	CB	3	37	12.3	20	0
8t	Wiggins	BAL	CB	3	84	28.0	61	0
17t	Benford	BUF	CB	2	63	31.5	63t	1
17t	Blackmon	IND	CB	2	41	20.5	32	0
17t	M. Brown	JAX	CB	2	0	0.0	0	0
17t	Bush	CLE	LB	2	67	33.5	44	1
17t	Douglas	MIA	CB	2	43	21.5	38	0
17t	Echols	PIT	CB	2	0	0.0	0	0
17t	Epenesa	BUF	DE	2	25	12.5	24	0
17t	*Hairston	BUF	CB	2	1	0.5	1	0
17t	Hawkins	NE	SAF	2	1	0.5	1	0
17t	Henley	LAC	LB	2	8	4.0	8	0
17t	Hickman	CLE	SAF	2	31	15.5	16	0
17t	Humphrey	BAL	CB	2	48	24.0	27	0
17t	D. James	LAC	FS	2	21	10.5	21	0
17t	*Knight	CIN	LB	2	39	19.5	39	0
17t	Lewis	JAX	CB	2	6	3.0	6	0
17t	*Mickens	LAC	SAF	2	25	12.5	15	0
17t	Pola-Mao	LV	SAF	2	0	0.0	0	0
17t	*Schwesinger	CLE	LB	2	16	8.0	9	0
17t	Spillane	NE	LB	2	70	35.0	37	0
17t	*Starks	BAL	SAF	2	9	4.5	9	0
17t	Stone	CIN	SAF	2	57	28.5	32t	1
17t	Tillman	DEN	LB	2	59	29.5	36	0
17t	Turner	CIN	CB	2	7	3.5	7	0
17t	J. Watson	KC	CB	2	14	7.0	14	0
17t	Woods	TEN	FS	2	51	25.5	35	0
42t	Al-Shaair	HOU	LB	1	0	0.0	0	0
42t	*Barron	DEN	CB	1	0	0.0	0	0
42t	Bernard	BUF	LB	1	24	24.0	24	0
42t	Bonner	MIA	CB	1	0	0.0	0	0
42t	Campbell	JAX-CLE	CB	1	34	34.0	34t	1
42t	Chenal	KC	LB	1	0	0.0	0	0
42t	Cochrane	KC	LB	1	0	0.0	0	0
42t	Crosby	LV	DE	1	19	19.0	19	0
42t	Cross	IND	SAF	1	0	0.0	0	0
42t	Danna	KC	DE	1	10	10.0	10	0
42t	Delpit	CLE	SAF	1	25	25.0	25	0
42t	Dodson	MIA	LB	1	0	0.0	0	0
42t	Dugger	NE-PIT	SAF	1	73	73.0	73t	1
42t	Elliott	PIT	SAF	1	-4	-4.0	-4	0

©2000-2025 Elias Sports Bureau, Inc. All Rights Reserved.

2025 NATIONAL FOOTBALL LEAGUE

AFC INTERCEPTION LEADERS

RANK	PLAYER	TEAM	POS	INT	YARDS	AVG	LONG	TD
42t	Fitzpatrick	MIA	FS	1	7	7.0	7	0
42t	*Gillotte	KC	DE	1	14	14.0	14	0
42t	Greenlaw	DEN	LB	1	27	27.0	27	0
42t	Hand	LAC	DE	1	7	7.0	7	0
42t	C. Hart	LAC	CB	1	27	27.0	27	0
42t	Herbig	PIT	LB	1	41	41.0	41	0
42t	D. Hill	CIN	CB	1	0	0.0	0	0
42t	R. Jenkins	CLE	SAF	1	9	9.0	9	0
42t	B. Jones	DEN	SAF	1	0	0.0	0	0
42t	J. Jones	MIA	CB	1	7	7.0	7	0
42t	J. Jones	JAX	CB	1	0	0.0	0	0
42t	Lammons	IND	DB	1	0	0.0	0	0
42t	Mapu	NE	LB	1	20	20.0	20	0
42t	McDuffie	KC	CB	1	2	2.0	2	0
42t	McMillian	DEN	CB	1	16	16.0	16	0
42t	Melifonwu	MIA	SAF	1	0	0.0	0	0
42t	Miller	JAX	LB	1	0	0.0	0	0
42t	Moore	IND	CB	1	32	32.0	32t	1
42t	Moss	DEN	CB	1	0	0.0	0	0
42t	Murray	JAX	SS	1	12	12.0	12	0
42t	Newsome	CLE-JAX	CB	1	0	0.0	0	0
42t	Oluokun	JAX	LB	1	0	0.0	0	0
42t	Pierre	PIT	CB	1	9	9.0	9	0
42t	J. Porter	PIT	CB	1	0	0.0	0	0
42t	Ramsey	PIT	CB	1	2	2.0	2	0
42t	Roland-Wallace	KC	CB	1	23	23.0	23	0
42t	Samuel	PIT	CB	1	0	0.0	0	0
42t	*Sawyer	PIT	LB	1	4	4.0	4	0
42t	Snowden	LV	DE	1	18	18.0	18	0
42t	Stewart	IND	DT	1	3	3.0	3	0
42t	St-Juste	LAC	CB	1	0	0.0	0	0
42t	Strnad	DEN	LB	1	21	21.0	21	0
42t	Surtain	DEN	CB	1	0	0.0	0	0
42t	Tampa	BAL	CB	1	0	0.0	0	0
42t	Van Noy	BAL	MLB	1	11	11.0	11	0
42t	Ward	CLE	CB	1	13	13.0	13	0
42t	Watt	PIT	OLB	1	13	13.0	13	0
42t	D. White	LV	LB	1	0	0.0	0	0
42t	White	BUF	CB	1	0	0.0	0	0
42t	P. Wilson	PIT	LB	1	17	17.0	17	0
42t	Wingard	JAX	SAF	1	39	39.0	39	0

©2000-2025 Elias Sports Bureau, Inc. All Rights Reserved.

2025 NATIONAL FOOTBALL LEAGUE

AFC SACK LEADERS

RANK	PLAYER	TEAM	POS	SACKS
1	Garrett	CLE	DE	21.5
2	Bonitto	DEN	LB	12.5
3t	Hunter	HOU	DE	12.0
3t	Tuipulotu	LAC	LB	12.0
5	Anderson	HOU	DE	10.5
6	Crosby	LV	DE	10.0
7	Simmons	TEN	DT	9.0
8	Landry	NE	LB	8.5
9	Cooper	DEN	LB	8.0
10t	Hines-Allen	JAX	DE	7.0
10t	McDonald	NYJ	DE	7.0
10t	Oweh	BAL-LAC	LB	7.0
10t	Watt	PIT	OLB	7.0
14t	Allen	DEN	DE	6.5
14t	Chaisson	NE	LB	6.5
14t	Chubb	MIA	OLB	6.5
14t	Collins	CLE	DT	6.5
14t	Herbig	PIT	LB	6.5
14t	Highsmith	PIT	LB	6.5
14t	Latu	IND	DE	6.5
21t	D. Jones	TEN-BAL	DE	6.0
21t	Karlaftis	KC	DE	6.0
23t	Armstead	JAX	DT	5.5
23t	Franklin-Myers	DEN	DE	5.5
23t	Mack	LAC	OLB	5.5
26t	Bosa	BUF	DE-LB	5.0
26t	Ossai	CIN	DE	5.0
28t	Benton	PIT	DT	4.5
28t	Murphy	CIN	DE	4.5
28t	Sieler	MIA	DT	4.5
28t	J. Ward	TEN	LB	4.5
32t	Buckner	IND	DT	4.0
32t	Dodson	MIA	LB	4.0
32t	Eboigbe	LAC	DT	4.0
32t	Hendrickson	CIN	DE	4.0
32t	Jones	KC	DE	4.0
32t	Key	TEN	LB	4.0
32t	Laulu	LV	DT	4.0
32t	McMillian	DEN	CB	4.0
32t	Paye	IND	DE	4.0
32t	Rousseau	BUF	DE	4.0
32t	Wright	CLE	DE	4.0
43t	Brooks	MIA	LB	3.5
43t	Gallimore	IND	DT	3.5
43t	*M. Green	BAL	LB	3.5
43t	Henley	LAC	LB	3.5
43t	Omenihu	KC	DE	3.5
43t	C. Robinson	MIA	LB	3.5
43t	Strnad	DEN	LB	3.5
43t	Tillman	DEN	LB	3.5
43t	M. Williams	NE	DE	3.5
43t	Quin. Williams	NYJ	LB	3.5

©2000-2025 Elias Sports Bureau, Inc. All Rights Reserved.

2025 NATIONAL FOOTBALL LEAGUE

AFC LEADERS IN FUMBLE RECOVERIES

RANK	PLAYER	TEAM	POS	TOTAL	OWN TEAM	OPP TEAM
1t	Maye	NE	QB	4	4	0
1t	Tagovailoa	MIA	QB	4	4	0
3t	L. Jackson	BAL	QB	3	3	0
3t	D. Jones	IND	QB	3	3	0
3t	*Larvadain	CLE	WR	3	3	0
3t	Mahomes	KC	QB	3	3	0
3t	*Marks	HOU	RB	3	3	0
3t	G. Smith	LV	QB	3	3	0
9t	*Allen	JAX	RB	2	1	1
9t	Anderson	HOU	DE	2	0	2
9t	Benford	BUF	CB	2	0	2
9t	Bernard	BUF	LB	2	0	2
9t	Delpit	CLE	SAF	2	0	2
9t	Fitzpatrick	MIA	FS	2	0	2
9t	Gilman	LAC-BAL	SAF	2	0	2
9t	*Gordon	MIA	RB	2	2	0
9t	Gray	TEN	LB	2	1	1
9t	Hall	NYJ	RB	2	2	0
9t	C. Johnson	CIN	DE	2	0	2
9t	M. Jones	NE	CB	2	2	0
9t	Lawrence	JAX	QB	2	2	0
9t	Nix	DEN	QB	2	2	0
9t	Pratt	LV-IND	LB	2	0	2
9t	Rodgers	PIT	QB	2	2	0
9t	Taylor	IND	RB	2	2	0
9t	Watt	PIT	OLB	2	0	2

©2000-2025 Elias Sports Bureau, Inc. All Rights Reserved.

AFC LEADERS IN RECOVERIES OF FUMBLES BY OWN TEAM

RANK	PLAYER	TEAM	POS	REC	YARDS	AVG	LONG	TD
1t	Maye	NE	QB	4	0	0.0	0	0
1t	Tagovailoa	MIA	QB	4	0	0.0	0	0
3t	L. Jackson	BAL	QB	3	0	0.0	0	0
3t	D. Jones	IND	QB	3	0	0.0	0	0
3t	*Larvadain	CLE	WR	3	0	0.0	0	0
3t	Mahomes	KC	QB	3	0	0.0	0	0
3t	*Marks	HOU	RB	3	1	0.3	1t	1
3t	G. Smith	LV	QB	3	0	0.0	0	0
9t	*Gordon	MIA	RB	2	0	0.0	0	0
9t	Hall	NYJ	RB	2	7	3.5	7	0
9t	M. Jones	NE	CB	2	0	0.0	0	0
9t	Lawrence	JAX	QB	2	0	0.0	0	0
9t	Nix	DEN	QB	2	0	0.0	0	0
9t	Rodgers	PIT	QB	2	0	0.0	0	0
9t	Taylor	IND	RB	2	0	0.0	0	0
16t	Achane	MIA	RB	1	0	0.0	0	0
16t	Allen	BUF	QB	1	0	0.0	0	0
16t	Allen	LAC	WR	1	0	0.0	0	0
16t	*Allen	JAX	RB	1	0	0.0	0	0
16t	Borom	MIA	OG	1	0	0.0	0	0
16t	Bortolini	IND	C	1	0	0.0	0	0
16t	C. Brown	CIN	RB	1	0	0.0	0	0
16t	O. Brown	CIN	OT	1	0	0.0	0	0
16t	Brown	BUF	OT	1	0	0.0	0	0
16t	*Campbell	NE	OT	1	0	0.0	0	0
16t	Carter	CLE	WR	1	0	0.0	0	0
16t	Codrington	BUF	CB	1	0	0.0	0	0
16t	Cole	LV	P	1	0	0.0	0	0
16t	*Cook	NYJ	QB	1	0	0.0	0	0
16t	Cook	BUF	RB	1	0	0.0	0	0
16t	Davis	LAC	WR	1	0	0.0	0	0
16t	Davis	NYJ	RB	1	0	0.0	0	0
16t	*Ewers	MIA	QB	1	0	0.0	0	0
16t	*Fairchild	CIN	OG	1	0	0.0	0	0
16t	Flowers	BAL	WR	1	0	0.0	0	0
16t	Forsythe	LV	OT	1	0	0.0	0	0
16t	Gainwell	PIT	RB	1	0	0.0	0	0
16t	Gray	TEN	LB	1	0	0.0	0	0
16t	*Green	JAX	DE	1	0	0.0	0	0
16t	*Hampton	LAC	RB	1	2	2.0	2	0
16t	Harrison	JAX	OT	1	0	0.0	0	0
16t	*Henderson	NE	RB	1	0	0.0	0	0
16t	Higgins	CIN	WR	1	0	0.0	0	0
16t	Hill	BAL	RB	1	0	0.0	0	0
16t	Hunt	KC	RB	1	0	0.0	0	0
16t	Ty Johnson	BUF	RB	1	0	0.0	0	0
16t	B. Jones	PIT	OT	1	6	6.0	6	0
16t	Jones	CIN	WR	1	0	0.0	0	0
16t	Latham	TEN	OT	1	0	0.0	0	0
16t	Likely	BAL	TE	1	0	0.0	0	0
16t	Matlock	LAC	DT	1	0	0.0	0	0
16t	Mims	DEN	WR	1	0	0.0	0	0
16t	Moore	BUF-DEN	WR	1	-1	-1.0	-1	0
16t	Pacheco	KC	RB	1	0	0.0	0	0
16t	Paul	MIA	OT	1	0	0.0	0	0

 ©2000-2025 Elias Sports Bureau, Inc. All Rights Reserved.

2025 NATIONAL FOOTBALL LEAGUE

AFC LEADERS IN RECOVERIES OF FUMBLES BY OWN TEAM

RANK	PLAYER	TEAM	POS	REC	YARDS	AVG	LONG	TD
16t	Pollard	TEN	RB	1	0	0.0	0	0
16t	Raimann	IND	OT	1	0	0.0	0	0
16t	Remigio	KC	WR	1	0	0.0	0	0
16t	Rice	KC	WR	1	0	0.0	0	0
16t	Skoronski	TEN	OT	1	0	0.0	0	0
16t	*B. Smith	KC	RB	1	0	0.0	0	0
16t	*M. Taylor	NYJ	TE	1	0	0.0	0	0
16t	Teller	CLE	OG	1	0	0.0	0	0
16t	Thornhill	PIT-JAX	SAF	1	0	0.0	0	0
16t	Vidal	LAC	RB	1	0	0.0	0	0
16t	Wallace	BAL	WR	1	0	0.0	0	0
16t	*Warren	IND	TE	1	0	0.0	0	0
16t	Whiteheart	CLE	TE	1	0	0.0	0	0
16t	Wilson	NYJ	WR	1	0	0.0	0	0
16t	*Wilson	NE	OG	1	0	0.0	0	0
16t	Worthy	KC	WR	1	3	3.0	3	0

©2000-2025 Elias Sports Bureau, Inc. All Rights Reserved.

2025 NATIONAL FOOTBALL LEAGUE

AFC LEADERS IN RECOVERIES OF FUMBLES BY OPPOSING TEAM

RANK	PLAYER	TEAM	POS	REC	YARDS	AVG	LONG	TD
1t	Anderson	HOU	DE	2	0	0.0	0t	1
1t	Benford	BUF	CB	2	23	11.5	17t	1
1t	Bernard	BUF	LB	2	0	0.0	0	0
1t	Delpit	CLE	SAF	2	0	0.0	0	0
1t	Fitzpatrick	MIA	FS	2	0	0.0	0	0
1t	Gilman	LAC-BAL	SAF	2	11	5.5	11	0
1t	C. Johnson	CIN	DE	2	4	2.0	4	0
1t	Pratt	LV-IND	LB	2	9	4.5	8	0
1t	Watt	PIT	OLB	2	0	0.0	0	0
10t	Adebawore	IND	DT	1	0	0.0	0	0
10t	*Allen	JAX	RB	1	0	0.0	0	0
10t	Al-Shaair	HOU	LB	1	0	0.0	0	0
10t	*Barron	DEN	CB	1	0	0.0	0	0
10t	*Black	PIT	DE	1	0	0.0	0	0
10t	Bonner	MIA	CB	1	0	0.0	0	0
10t	Booker	LV	DT	1	0	0.0	0	0
10t	Brents	MIA	CB	1	0	0.0	0	0
10t	Brooks	MIA	LB	1	2	2.0	2	0
10t	Burks	CIN	ILB	1	0	0.0	0	0
10t	Bush	CLE	LB	1	0	0.0	0	0
10t	Butler	LV	DT	1	0	0.0	0	0
10t	Bynum	IND	SAF	1	0	0.0	0	0
10t	Chaisson	NE	LB	1	4	4.0	4t	1
10t	Chubb	MIA	OLB	1	2	2.0	2	0
10t	Cisco	NYJ	SAF	1	0	0.0	0	0
10t	Collins	CLE	DT	1	0	0.0	0	0
10t	Diabate	CLE	LB	1	0	0.0	0	0
10t	Dodson	MIA	LB	1	6	6.0	6	0
10t	Dye	LAC	LB	1	0	0.0	0	0
10t	Echols	PIT	CB	1	0	0.0	0	0
10t	Elam	DAL-TEN	CB	1	9	9.0	9	0
10t	Epenesa	BUF	DE	1	0	0.0	0	0
10t	*Farmer	NE	DT	1	0	0.0	0	0
10t	Gray	TEN	LB	1	19	19.0	19	0
10t	*Harmon	PIT	DT	1	0	0.0	0	0
10t	Hawkins	NE	SAF	1	0	0.0	0	0
10t	*Hemingway	LV	DT	1	0	0.0	0	0
10t	Herbig	PIT	LB	1	0	0.0	0t	1
10t	Howard	IND	CB	1	2	2.0	2	0
10t	Humphrey	BAL	CB	1	0	0.0	0	0
10t	Hunter	HOU	DE	1	0	0.0	0	0
10t	*K. Jackson	BAL	SAF	1	0	0.0	0	0
10t	Jenkins	BAL	DT	1	11	11.0	11	0
10t	R. Jenkins	CLE	SAF	1	0	0.0	0	0
10t	A. Jennings	NE	LB	1	0	0.0	0	0
10t	B. Jones	DEN	SAF	1	0	0.0	0	0
10t	D. Jones	TEN-BAL	DE	1	2	2.0	2	0
10t	J. Jones	JAX	CB	1	0	0.0	0	0
10t	T. Jones	BAL	DT	1	0	0.0	0	0
10t	Joseph-Day	TEN	DE	1	0	0.0	0	0
10t	Karlaftis	KC	DE	1	1	1.0	1	0
10t	Kelly	LV	CB	1	3	3.0	3	0
10t	*Lane	JAX	SAF	1	0	0.0	0	0
10t	Lewis	JAX	CB	1	0	0.0	0	0
10t	Lloyd	JAX	LB	1	2	2.0	2	0

©2000-2025 Elias Sports Bureau, Inc. All Rights Reserved.

2025 NATIONAL FOOTBALL LEAGUE

AFC LEADERS IN RECOVERIES OF FUMBLES BY OPPOSING TEAM

RANK	PLAYER	TEAM	POS	REC	YARDS	AVG	LONG	TD
10t	Lockett	TEN-LV	WR	1	0	0.0	0t	1
10t	*Mausi	TEN	LB	1	0	0.0	0	0
10t	*Moore	NYJ	SAF	1	25	25.0	25	0
10t	Ogunbowale	HOU	RB	1	6	6.0	6	0
10t	Oluokun	JAX	LB	1	0	0.0	0	0
10t	Peppers	PIT	FS	1	0	0.0	0	0
10t	Phillips	LAC	LB	1	0	0.0	0	0
10t	Pierre	PIT	CB	1	34	34.0	34t	1
10t	*Ponder	NE	LB	1	0	0.0	0	0
10t	Queen	PIT	LB	1	0	0.0	0	0
10t	Rankins	HOU	DT	1	32	32.0	32t	1
10t	*Reed	HOU	SAF	1	9	9.0	9	0
10t	Roberts	LV	OLB	1	0	0.0	0	0
10t	Sieler	MIA	DT	1	5	5.0	5	0
10t	Skinner	DEN	SAF	1	0	0.0	0	0
10t	Skowronek	PIT	WR	1	0	0.0	0	0
10t	Slay	PIT-BUF	CB	1	-6	-6.0	-6	0
10t	*J. Smith	HOU	CB	1	0	0.0	0	0
10t	Smith	BAL	ILB	1	63	63.0	63t	1
10t	Stiggers	NYJ	CB	1	0	0.0	0	0
10t	*Striggow	JAX	DE	1	0	0.0	0	0
10t	Tart	LAC	DT	1	0	0.0	0	0
10t	Tillery	KC	DT	1	0	0.0	0	0
10t	*Trader	MIA	SAF	1	0	0.0	0	0
10t	Tranquill	KC	LB	1	0	0.0	0	0
10t	Turner	CIN	CB	1	7	7.0	7	0
10t	*Walker	BUF	DT	1	6	6.0	6	0
10t	Ward	IND	CB	1	0	0.0	0	0
10t	Williams	BUF	LB	1	0	0.0	0	0
10t	P. Wilson	PIT	LB	1	0	0.0	0	0
10t	Wilson	LV	DE	1	0	0.0	0	0
10t	Wingard	JAX	SAF	1	0	0.0	0	0
10t	*Woodson	NE	SAF	1	0	0.0	0	0

©2000-2025 Elias Sports Bureau, Inc. All Rights Reserved.

2025 NATIONAL FOOTBALL LEAGUE

NFC LEADING PASSERS

RANK	PLAYER	TEAM	ATT	COMP	COMP%	YDS	YPA	TD	TD%	LONG	INT	INT%	RATING
1	Stafford	LAR	470	312	66.4%	3722	7.92	37	7.9%	88t	5	1.1%	112.2
2	Goff	DET	453	314	69.3%	3672	8.11	29	6.4%	64	5	1.1%	110.4
3	Darnold	SEA	390	263	67.4%	3433	8.80	22	5.6%	67	11	2.8%	102.0
4	Love	GB	426	283	66.4%	3304	7.76	23	5.4%	59	6	1.4%	101.9
5	Hurts	PHI	397	259	65.2%	2929	7.38	22	5.5%	79t	6	1.5%	99.4
6	Prescott	DAL	522	357	68.4%	3931	7.53	26	5.0%	74t	10	1.9%	99.1
7	Jones	SF	289	201	69.6%	2151	7.44	13	4.5%	56	6	2.1%	97.4
8	Brissett	ARI	386	256	66.3%	2708	7.02	18	4.7%	50	6	1.6%	95.6
9	*Dart	NYG	264	165	62.5%	1802	6.83	13	4.9%	44t	4	1.5%	92.7
10	Mayfield	TB	451	276	61.2%	2999	6.65	22	4.9%	77t	7	1.6%	90.6
11	Ca. Williams	CHI	459	266	58.0%	3150	6.86	21	4.6%	65t	6	1.3%	88.8
12	Penix	ATL	276	166	60.1%	1982	7.18	9	3.3%	69	3	1.1%	88.5
13	Young	CAR	387	245	63.3%	2500	6.46	19	4.9%	54	9	2.3%	88.4
14	Rattler	NO	257	174	67.7%	1586	6.17	8	3.1%	87t	5	1.9%	86.5

©2000-2025 Elias Sports Bureau, Inc. All Rights Reserved.

2025 NATIONAL FOOTBALL LEAGUE

NFC LEADING PASSERS, RANKS

PLAYER	TEAM	ATT	COMP	COMP%	YDS	YPA	TD	TD%	INT	INT%	RATING
Stafford	LAR	2	3	7	2	3	1	1	3t	1	1
Goff	DET	4	2	2	3	2	2	2	3t	3	2
Darnold	SEA	8	7	5	4	1	5t	3	14	14	3
Love	GB	6	4	6	5	4	4	5	6t	5	4
Hurts	PHI	7	8	9	8	7	5t	4	6t	6	5
Prescott	DAL	1	1	3	1	5	3	6	13	10	6
Jones	SF	11	11	1	11	6	11t	12	6t	12	7
Brissett	ARI	10	9	8	9	9	10	10	6t	9	8
*Dart	NYG	13	14	11	13	11	11t	7	2	7	9
Mayfield	TB	5	5	12	7	12	5t	9	11	8	10
Ca. Williams	CHI	3	6	14	6	10	8	11	6t	4	11
Penix	ATL	12	13	13	12	8	16	13	1	2	12
Young	CAR	9	10	10	10	13	9	8	12	13	13
Rattler	NO	14	12	4	15	14	17t	14	3t	11	14

©2000-2025 Elias Sports Bureau, Inc. All Rights Reserved.

2025 NATIONAL FOOTBALL LEAGUE

NFC FOURTH-QUARTER PASSING LEADERS

RANK	PLAYER	TEAM	ATT	COMP	COMP%	YDS	YPA	TD	TD%	INT	INT%	RATING
1	Stafford	LAR	87	60	69.0%	805	9.25	9	10.3%	0	0.0%	132.6
2	Daniels	WAS	38	27	71.1%	295	7.76	4	10.5%	0	0.0%	128.7
3	Purdy	SF	41	30	73.2%	348	8.49	3	7.3%	1	2.4%	112.7
4	Brissett	ARI	112	72	64.3%	759	6.78	7	6.3%	0	0.0%	104.7
5	Hurts	PHI	108	69	63.9%	892	8.26	7	6.5%	2	1.9%	103.6
6	Goff	DET	113	69	61.1%	752	6.65	7	6.2%	0	0.0%	101.3
7	Murray	ARI	35	23	65.7%	204	5.83	3	8.6%	1	2.9%	97.8
8	Mariota	WAS	63	35	55.6%	522	8.29	4	6.3%	1	1.6%	97.5
9	Wentz	MIN	56	35	62.5%	412	7.36	3	5.4%	1	1.8%	95.2
10	Ca. Williams	CHI	98	55	56.1%	770	7.86	6	6.1%	2	2.0%	93.5
11	Wilson	NYG	44	23	52.3%	319	7.25	2	4.5%	0	0.0%	91.0
12	Darnold	SEA	88	57	64.8%	707	8.03	4	4.5%	3	3.4%	90.5
13	McCarthy	MIN	60	34	56.7%	395	6.58	6	10.0%	3	5.0%	89.2
14	Love	GB	108	63	58.3%	714	6.61	6	5.6%	2	1.9%	89.0
15	Prescott	DAL	150	98	65.3%	1082	7.21	6	4.0%	5	3.3%	86.0
16	Jones	SF	77	52	67.5%	579	7.52	4	5.2%	4	5.2%	85.4
17	Cousins	ATL	74	44	59.5%	458	6.19	3	4.1%	1	1.4%	85.3
18	*Shough	NO	105	68	64.8%	681	6.49	3	2.9%	2	1.9%	84.7
19	Young	CAR	117	69	59.0%	660	5.64	7	6.0%	3	2.6%	84.0
20	Mayfield	TB	131	76	58.0%	745	5.69	5	3.8%	2	1.5%	80.5
21	Penix	ATL	65	34	52.3%	417	6.42	1	1.5%	0	0.0%	77.5
22	*Dart	NYG	67	37	55.2%	444	6.63	3	4.5%	3	4.5%	72.0
23	Rattler	NO	71	43	60.6%	357	5.03	2	2.8%	2	2.8%	71.2

©2000-2025 Elias Sports Bureau, Inc. All Rights Reserved.

2025 NATIONAL FOOTBALL LEAGUE

NFC THIRD-DOWN PASSING LEADERS

RANK	PLAYER	TEAM	ATT	COMP	COMP%	YDS	YPA	TD	TD%	INT	INT%	RATING
1	Goff	DET	117	72	61.5%	806	6.89	10	8.5%	2	1.7%	103.4
2	Ca. Williams	CHI	119	73	61.3%	911	7.66	9	7.6%	2	1.7%	103.3
3	Jones	SF	70	42	60.0%	483	6.90	7	10.0%	2	2.9%	102.3
4	Brissett	ARI	79	52	65.8%	638	8.08	5	6.3%	2	2.5%	101.1
5	Hurts	PHI	104	68	65.4%	942	9.06	3	2.9%	1	1.0%	99.9
6	Love	GB	115	68	59.1%	1066	9.27	7	6.1%	3	2.6%	99.4
7	Prescott	DAL	134	86	64.2%	977	7.29	4	3.0%	1	0.7%	92.8
8	*Dart	NYG	71	42	59.2%	462	6.51	3	4.2%	1	1.4%	86.7
9	Mayfield	TB	108	56	51.9%	610	5.65	6	5.6%	1	0.9%	83.5
10	Stafford	LAR	103	50	48.5%	609	5.91	6	5.8%	1	1.0%	82.5
11	Darnold	SEA	106	62	58.5%	773	7.29	5	4.7%	4	3.8%	81.2
12	Young	CAR	97	57	58.8%	528	5.44	3	3.1%	2	2.1%	75.5
13	Penix	ATL	70	35	50.0%	388	5.54	1	1.4%	0	0.0%	71.6

©2000-2025 Elias Sports Bureau, Inc. All Rights Reserved.

2025 NATIONAL FOOTBALL LEAGUE

NFC LEADING RUSHERS

RANK	PLAYER	TEAM	ATT	YDS	AVG	LONG	TD
1	B. Robinson	ATL	234	1174	5.0	81t	6
2	J. Williams	DAL	230	1113	4.8	66	10
3	Gibbs	DET	200	1100	5.5	78t	13
4	K. Williams	LAR	211	1030	4.9	34	10
5	Dowdle	CAR	208	978	4.7	53	6
6	Barkley	PHI	240	940	3.9	65t	6
7	Swift	CHI	191	935	4.9	25	7
8	McCaffrey	SF	259	922	3.6	20	9
9	Jacobs	GB	218	890	4.1	40t	13
10	Walker	SEA	179	779	4.4	31	4
11	*Monangai	CHI	146	681	4.7	39	5
12	Mason	MIN	143	659	4.6	24	6
13	*Croskey-Merritt	WAS	143	646	4.5	42	5
14	Montgomery	DET	136	635	4.7	72	8
15	Corum	LAR	112	621	5.5	48t	5
16	Charbonnet	SEA	140	514	3.7	30	8
17	Tracy	NYG	128	504	3.9	31t	2
18	White	TB	118	494	4.2	20	4
19	Kamara	NO	131	471	3.6	18t	1
20	Hubbard	CAR	119	462	3.9	14	1
21	Irving	TB	119	413	3.5	32	1
22t	A. Jones	MIN	93	410	4.4	31	1
22t	*Skattebo	NYG	101	410	4.1	24	5
24	*Dart (QB)	NYG	70	400	5.7	29	7
25	Allgeier	ATL	110	396	3.6	21t	8
26	Hurts (QB)	PHI	95	376	4.0	29	8
27	Rodriguez	WAS	81	372	4.6	48	4
28	Wilson	GB	90	354	3.9	15	3
29	B. Robinson	SF	81	349	4.3	19	2
30	Ca. Williams (QB)	CHI	68	334	4.9	29	3
31	Singletary	NYG	91	319	3.5	22t	3
32	Tucker	TB	76	313	4.1	43t	6
33	Mariota (QB)	WAS	49	298	6.1	44	1
34	Mayfield (QB)	TB	44	286	6.5	33	1
35	Daniels (QB)	WAS	58	278	4.8	18	2
36	Knight	ARI	82	269	3.3	17	4
37	Demercado	ARI	32	242	7.6	71	0
38	Bigsby	JAX-PHI	41	237	5.8	29	0
39	M. Carter	ARI	67	221	3.3	11	1
40	McNichols	WAS	41	217	5.3	60t	1
41	*Neal	NO	57	206	3.6	21	2
42	Miller	NO	47	193	4.1	18t	1
43	Love (QB)	GB	45	192	4.3	25	0
44	Murray (QB)	ARI	29	173	6.0	30	1
45	Young (QB)	CAR	39	170	4.4	24	1
46	Rattler (QB)	NO	31	167	5.4	15	0
47	Benson	ARI	29	160	5.5	52	0
48	McCarthy (QB)	MIN	33	154	4.7	26	3
49	Brissett (QB)	ARI	34	144	4.2	15	1
50	Prescott (QB)	DAL	45	140	3.1	14	2

©2000-2025 Elias Sports Bureau, Inc. All Rights Reserved.

NFC THIRD-AND-ONE RUSHING LEADERS

RANK	PLAYER	TEAM	ATT	FD	PCT
1t	Tucker	TB	6	6	100.0%
1t	*Croskey-Merritt	WAS	4	4	100.0%
1t	Montgomery	DET	4	4	100.0%
1t	Rattler (QB)	NO	4	4	100.0%
5	Swift	CHI	10	9	90.0%
6	K. Williams	LAR	9	8	88.9%
7	White	TB	8	7	87.5%
8	Barner (TE)	SEA	6	5	83.3%
9t	Brissett (QB)	ARI	5	4	80.0%
9t	Charbonnet	SEA	5	4	80.0%
9t	Knight	ARI	5	4	80.0%
9t	J. Williams	DAL	5	4	80.0%
13	McCaffrey	SF	11	8	72.7%
14	Jones (QB)	SF	7	5	71.4%
15	Mason	MIN	9	6	66.7%
16	Hill (TE)	NO	8	5	62.5%
17	Jacobs	GB	15	9	60.0%
18	Hurts (QB)	PHI	12	7	58.3%
19	Rodriguez	WAS	9	5	55.6%
20	Allgeier	ATL	10	5	50.0%

©2000-2025 Elias Sports Bureau, Inc. All Rights Reserved.

2025 NATIONAL FOOTBALL LEAGUE

NFC LEADERS IN RECEPTIONS

RANK	PLAYER	TEAM	REC	YDS	AVG	LONG	TD
1	McBride (TE)	ARI	105	1071	10.2	31	10
2	Nacua	LAR	102	1367	13.4	39t	6
3	Smith-Njigba	SEA	96	1541	16.1	63t	9
4	St. Brown	DET	94	1140	12.1	52	11
5	McCaffrey (RB)	SF	86	820	9.5	39	5
6	Olave	NO	82	896	10.9	62t	6
7	Pickens	DAL	81	1212	15.0	45	8
8	Robinson	NYG	78	882	11.3	50	4
9	Ferguson (TE)	DAL	77	570	7.4	26t	7
10	Pitts (TE)	ATL	73	797	10.9	36	4
11t	D. Smith	PHI	66	889	13.5	79t	3
11t	Jefferson	MIN	66	832	12.6	50	2
11t	Mi. Wilson	ARI	66	766	11.6	50	4
14	Samuel	WAS	65	604	9.3	38	5
15t	A. Brown	PHI	64	840	13.1	45	7
15t	B. Robinson (RB)	ATL	64	684	10.7	69	2
17	Lamb	DAL	63	976	15.5	74t	3
18t	Johnson (TE)	NO	62	644	10.4	52	3
18t	Gibbs (RB)	DET	62	494	8.0	42	3
20t	D. London	ATL	60	810	13.5	43	6
20t	Adams	LAR	60	789	13.2	44t	14
22	*McMillan	CAR	59	851	14.4	43t	6
23	*Egbuka	TB	58	870	15.0	77t	6
24	Shaheed	NO-SEA	57	677	11.9	87t	2
25	Goedert (TE)	PHI	54	551	10.2	36	9
26	J. Williams	DET	52	936	18.0	64	7
27t	Ertz (TE)	WAS	50	504	10.1	30	4
27t	Hockenson (TE)	MIN	50	436	8.7	29	3
29	Doubs	GB	47	578	12.3	48	5
30	Otton (TE)	TB	46	430	9.3	27	0
31t	T. Johnson (TE)	NYG	45	528	11.7	42	5
31t	Kittle (TE)	SF	45	484	10.8	33	6
33t	Odunze	CHI	44	661	15.0	37	6
33t	Jennings	SF	44	495	11.3	42t	7
35t	Moore	CHI	43	567	13.2	42	5
35t	Barner (TE)	SEA	43	413	9.6	61	4
37	Kupp	SEA	41	519	12.7	67	2
38t	Harrison	ARI	40	594	14.8	45	4
38t	LaPorta (TE)	DET	40	489	12.2	40t	3
40t	Addison	MIN	39	576	14.8	81	3
40t	*Loveland (TE)	CHI	39	498	12.8	58t	4
40t	Shepard	TB	39	371	9.5	36	1
43t	Zaccheaus	CHI	37	280	7.6	16	2
43t	Barkley (RB)	PHI	37	273	7.4	47t	2
45	*Burden	CHI	36	479	13.3	65t	1
46	White (RB)	TB	34	178	5.2	18	0
47t	Bourne	SF	33	499	15.1	56	0
47t	Flournoy	DAL	33	389	11.8	46	3
47t	Jacobs (RB)	GB	33	270	8.2	31	1
47t	Kamara (RB)	NO	33	186	5.6	26	0
47t	J. Williams (RB)	DAL	33	128	3.9	14	2

©2000-2025 Elias Sports Bureau, Inc. All Rights Reserved.

2025 NATIONAL FOOTBALL LEAGUE

NFC RECEIVING YARDAGE LEADERS

RANK	PLAYER	TEAM	YDS	REC	AVG	LONG	TD
1	Smith-Njigba	SEA	1541	96	16.1	63t	9
2	Nacua	LAR	1367	102	13.4	39t	6
3	Pickens	DAL	1212	81	15.0	45	8
4	St. Brown	DET	1140	94	12.1	52	11
5	McBride (TE)	ARI	1071	105	10.2	31	10
6	Lamb	DAL	976	63	15.5	74t	3
7	J. Williams	DET	936	52	18.0	64	7
8	Olave	NO	896	82	10.9	62t	6
9	D. Smith	PHI	889	66	13.5	79t	3
10	Robinson	NYG	882	78	11.3	50	4
11	*Egbuka	TB	870	58	15.0	77t	6
12	*McMillan	CAR	851	59	14.4	43t	6
13	A. Brown	PHI	840	64	13.1	45	7
14	Jefferson	MIN	832	66	12.6	50	2
15	McCaffrey (RB)	SF	820	86	9.5	39	5
16	D. London	ATL	810	60	13.5	43	6
17	Pitts (TE)	ATL	797	73	10.9	36	4
18	Adams	LAR	789	60	13.2	44t	14
19	Mi. Wilson	ARI	766	66	11.6	50	4
20	B. Robinson (RB)	ATL	684	64	10.7	69	2
21	Shaheed	NO-SEA	677	57	11.9	87t	2
22	Odunze	CHI	661	44	15.0	37	6
23	Johnson (TE)	NO	644	62	10.4	52	3
24	Samuel	WAS	604	65	9.3	38	5
25	Harrison	ARI	594	40	14.8	45	4
26	Doubs	GB	578	47	12.3	48	5
27	Addison	MIN	576	39	14.8	81	3
28	Ferguson (TE)	DAL	570	77	7.4	26t	7
29	Moore	CHI	567	43	13.2	42	5
30	Goedert (TE)	PHI	551	54	10.2	36	9
31	T. Johnson (TE)	NYG	528	45	11.7	42	5
32	Kupp	SEA	519	41	12.7	67	2
33	Ertz (TE)	WAS	504	50	10.1	30	4
34	Bourne	SF	499	33	15.1	56	0
35	*Loveland (TE)	CHI	498	39	12.8	58t	4
36	Jennings	SF	495	44	11.3	42t	7
37	Gibbs (RB)	DET	494	62	8.0	42	3
38t	Kraft (TE)	GB	489	32	15.3	59	6
38t	LaPorta (TE)	DET	489	40	12.2	40t	3
40	Kittle (TE)	SF	484	45	10.8	33	6
41	Watson	GB	481	28	17.2	52	5
42	*Burden	CHI	479	36	13.3	65t	1
43	Slayton	NYG	460	30	15.3	52	1
44	Pearsall	SF	443	31	14.3	45	0
45	Hockenson (TE)	MIN	436	50	8.7	29	3
46	Otton (TE)	TB	430	46	9.3	27	0
47	Barner (TE)	SEA	413	43	9.6	61	4
48	McLaurin	WAS	409	26	15.7	56	3
49	Nailor	MIN	395	26	15.2	62	4
50	Flournoy	DAL	389	33	11.8	46	3

©2000-2025 Elias Sports Bureau, Inc. All Rights Reserved.

2025 NATIONAL FOOTBALL LEAGUE

NFC THIRD-DOWN RECEIVING LEADERS

RANK	PLAYER	TEAM	REC	YDS	AVG	LONG	TD
1	D. Smith	PHI	24	379	15.8	52	0
2t	Olave	NO	23	270	11.7	62t	4
2t	Pitts (TE)	ATL	23	229	10.0	26	1
4t	Robinson	NYG	22	268	12.2	50	1
4t	St. Brown	DET	22	196	8.9	25	6
6	McCaffrey (RB)	SF	21	235	11.2	29	2
7t	Pickens	DAL	20	322	16.1	45	1
7t	Smith-Njigba	SEA	20	317	15.9	63t	2
7t	A. Brown	PHI	20	295	14.8	45	2
7t	Nacua	LAR	20	264	13.2	31	0
11	McBride (TE)	ARI	19	217	11.4	26	3
12t	Lamb	DAL	18	268	14.9	48	1
12t	Mi. Wilson	ARI	18	197	10.9	34	1
12t	*McMillan	CAR	18	184	10.2	29	1
12t	Ferguson (TE)	DAL	18	137	7.6	19	0
16t	J. Williams	DET	17	315	18.5	44t	4
16t	T. Johnson (TE)	NYG	17	260	15.3	41t	2
16t	Jennings	SF	17	235	13.8	42t	4
16t	Johnson (TE)	NO	17	228	13.4	52	2
20	Odunze	CHI	16	265	16.6	37	3
21t	*Loveland (TE)	CHI	15	164	10.9	24	3
21t	Zaccheaus	CHI	15	123	8.2	14	0
23t	*Egbuka	TB	13	232	17.8	57	3
23t	Jefferson	MIN	13	186	14.3	38	1
23t	Adams	LAR	13	183	14.1	29	2
23t	Kittle (TE)	SF	13	108	8.3	17t	5
23t	Gibbs (RB)	DET	13	104	8.0	33	0
23t	Shepard	TB	13	98	7.5	16	0
29t	Watson	GB	12	233	19.4	52	3
29t	Pearsall	SF	12	164	13.7	31	0
29t	B. Robinson (RB)	ATL	12	107	8.9	25	0
29t	Barner (TE)	SEA	12	99	8.3	19	1
33t	Harrison	ARI	11	192	17.5	35	0
33t	Kupp	SEA	11	152	13.8	67	1
33t	Samuel	WAS	11	138	12.5	38	0
36t	Doubs	GB	10	136	13.6	28	1
36t	Moore	CHI	10	114	11.4	25t	2
36t	Shaheed	NO-SEA	10	107	10.7	33	0
39t	*Golden	GB	9	210	23.3	46	0
39t	Kraft (TE)	GB	9	174	19.3	59	2
39t	Tracy (RB)	NYG	9	101	11.2	20	0
39t	Wicks	GB	9	94	10.4	18	0
39t	LaPorta (TE)	DET	9	93	10.3	16	0
39t	Dortch	ARI	9	81	9.0	39t	1
39t	Otton (TE)	TB	9	81	9.0	19	0
39t	Ertz (TE)	WAS	9	65	7.2	10	1
47t	Swift (RB)	CHI	8	140	17.5	55t	1
47t	Legette	CAR	8	133	16.6	34	1
47t	Coker	CAR	8	105	13.1	22	0
47t	Flournoy	DAL	8	94	11.8	40	0
47t	McLaurin	WAS	8	93	11.6	25	1
47t	*Burden	CHI	8	86	10.8	19	0
47t	Goedert (TE)	PHI	8	69	8.6	13	0

©2000-2025 Elias Sports Bureau, Inc. All Rights Reserved.

2025 NATIONAL FOOTBALL LEAGUE

NFC LEADING SCORERS (NON-KICKING)

RANK	PLAYER	TEAM	POS	TOUCHDOWNS					X2	PTS
				TOTAL	RUSH	REC	RET	KOREC		
1	Gibbs	DET	RB	16	13	3	0	0	0	96
2t	Adams	LAR	WR	14	0	14	0	0	0	84
2t	Jacobs	GB	RB	14	13	1	0	0	0	84
2t	McCaffrey	SF	RB	14	9	5	0	0	0	84
5	K. Williams	LAR	RB	13	10	3	0	0	0	78
6	J. Williams	DAL	RB	12	10	2	0	0	0	72
7	St. Brown	DET	WR	11	0	11	0	0	0	66
8	McBride	ARI	TE	10	0	10	0	0	0	60
9t	Goedert	PHI	TE	9	0	9	0	0	0	54
9t	Smith-Njigba	SEA	WR	9	0	9	0	0	0	54
11t	Montgomery	DET	RB	8	8	0	0	0	1	50
11t	Pickens	DAL	WR	8	0	8	0	0	1	50
11t	B. Robinson	ATL	RB	8	6	2	0	0	1	50
14t	Allgeier	ATL	RB	8	8	0	0	0	0	48
14t	Barkley	PHI	RB	8	6	2	0	0	0	48
14t	Charbonnet	SEA	RB	8	8	0	0	0	0	48
14t	Hurts	PHI	QB	8	8	0	0	0	0	48
14t	Swift	CHI	RB	8	7	1	0	0	0	48
19t	Ferguson	DAL	TE	7	0	7	0	0	1	44
19t	Jennings	SF	WR	7	0	7	0	0	1	44
19t	*Skattebo	NYG	RB	7	5	2	0	0	1	44
22t	A. Brown	PHI	WR	7	0	7	0	0	0	42
22t	*Dart	NYG	QB	7	7	0	0	0	0	42
22t	Dowdle	CAR	RB	7	6	1	0	0	0	42
22t	Nacua	LAR	WR	7	1	6	0	0	0	42
22t	Tucker	TB	RB	7	6	1	0	0	0	42
22t	J. Williams	DET	WR	7	0	7	0	0	0	42
28t	*Egbuka	TB	WR	6	0	6	0	0	1	38
28t	D. London	ATL	WR	6	0	6	0	0	1	38
30t	*Horton	SEA	WR	6	0	5	1	0	0	36
30t	Kittle	SF	TE	6	0	6	0	0	0	36
30t	Kraft	GB	TE	6	0	6	0	0	0	36
30t	Mason	MIN	RB	6	6	0	0	0	0	36
30t	*McMillan	CAR	WR	6	0	6	0	0	0	36
30t	Moore	CHI	WR	6	1	5	0	0	0	36
30t	Odunze	CHI	WR	6	0	6	0	0	0	36
30t	Olave	NO	WR	6	0	6	0	0	0	36
30t	Parkinson	LAR	TE	6	0	6	0	0	0	36
30t	Samuel	WAS	WR	6	1	5	0	0	0	36
40t	Doubs	GB	WR	5	0	5	0	0	1	32
40t	*Monangai	CHI	RB	5	5	0	0	0	1	32
42t	Barner	SEA	TE	5	1	4	0	0	0	30
42t	Corum	LAR	RB	5	5	0	0	0	0	30
42t	*Croskey-Merritt	WAS	RB	5	5	0	0	0	0	30
42t	*T. Johnson	TB	WR	5	0	5	0	0	0	30
42t	T. Johnson	NYG	TE	5	0	5	0	0	0	30

©2000-2025 Elias Sports Bureau Inc. All Rights Reserved.

2025 NATIONAL FOOTBALL LEAGUE

NFC LEADING SCORERS (NON-KICKING)

				TOUCHDOWNS						
RANK	PLAYER	TEAM	POS	TOTAL	RUSH	REC	RET	KOREC	X2	PTS
42t	Knight	ARI	RB	5	4	1	0	0	0	30
42t	Watson	GB	WR	5	0	5	0	0	0	30
49t	Ertz	WAS	TE	4	0	4	0	0	1	26
49t	Harrison	ARI	WR	4	0	4	0	0	1	26
49t	Nailor	MIN	WR	4	0	4	0	0	1	26

©2000-2025 Elias Sports Bureau Inc. All Rights Reserved.

2025 NATIONAL FOOTBALL LEAGUE

NFC LEADING SCORERS (KICKING)

RANK	PLAYER	TEAM	PAT	FG	FG%	LONG	PTS
1	Myers	SEA	42/42	37/42	88.1%	57	153
2	Aubrey	DAL	40/41	31/35	88.6%	64	133
3	Bates	DET	49/51	21/27	77.8%	59	112
4	McLaughlin	TB	27/28	26/30	86.7%	65	105
5	Reichard	MIN	27/27	24/26	92.3%	62	99
6	Pineiro	SF	22/26	25/25	100.0%	59	97
7	Santos	CHI	33/33	21/26	80.8%	54	96
8	Ryland	ARI	31/31	19/25	76.0%	57	88
9	Elliott	PHI	35/36	17/22	77.3%	58	86
10	McManus	GB	28/29	19/25	76.0%	56	85
11	*Fitzgerald	CAR	22/25	20/23	87.0%	57	82
12	Gay	WAS-SF	26/26	17/23	73.9%	56	77
13	Karty	LAR	23/26	10/15	66.7%	51	53
14	Moody	SF-CHI-WAS	9/10	14/17	82.4%	48	51
15	Romo	ATL	12/13	11/14	78.6%	54	45
16	Gonzalez	ATL	11/11	11/13	84.6%	56	44
17	Mevis	NYJ-LAR	28/28	5/5	100.0%	52	43
18	Gano	NYG	9/9	9/10	90.0%	55	36
19	Koo	ATL-NYG	13/14	6/9	66.7%	44	31
20	Havrisik	GB	7/9	4/4	100.0%	61	19
21	Smyth	NO	5/5	4/5	80.0%	56	17
22	McAtamney	NYG	9/12	2/2	100.0%	31	15
23	Gillan	NYG	0/1	0/0	---	---	0

©2000-2025 Elias Sports Bureau Inc. All Rights Reserved.

2025 NATIONAL FOOTBALL LEAGUE

NFC TOUCHBACKS ON KICKOFFS

RANK	PLAYER	TEAM	TB
1	Evans	LAR	33
2	Myers	SEA	16
3	Aubrey	DAL	15
4	Santos	CHI	14
5t	Gay	WAS-SF	13
5t	McManus	GB	13
5t	Ryland	ARI	13
8	Bates	DET	12
9t	Karty	LAR	11
9t	Reichard	MIN	11
11	Pinion	ATL	10
12t	Elliott	PHI	9
12t	Fitzgerald	CAR	9
12t	McLaughlin	TB	9
12t	Pineiro	SF	9
16	Moody	SF-CHI-WAS	7
17	Gonzalez	ATL	6
18	Havrisik	GB	5
19t	Gillan	NYG	4
19t	Smyth	NO	4
21	Koo	ATL-NYG	3
22t	McAtamney	NYG	2
22t	Mevis	NYJ-LAR	2
24	Morstead	SF	1

©2000-2025 Elias Sports Bureau, Inc. All Rights Reserved.

2025 NATIONAL FOOTBALL LEAGUE

NFC MOST YARDS FROM SCRIMMAGE

				TOTAL			RUSHING			RECEIVING		
RANK	PLAYER	TEAM	POS	YDS	PLAYS	AVG	YDS	ATT	AVG	YDS	ATT	AVG
1	B. Robinson	ATL	RB	1858	298	6.2	1174	234	5.0	684	64	10.7
2	McCaffrey	SF	RB	1742	345	5.0	922	259	3.6	820	86	9.5
3	Gibbs	DET	RB	1594	262	6.1	1100	200	5.5	494	62	8.0
4	Smith-Njigba	SEA	WR	1577	103	15.3	36	7	5.1	1541	96	16.1
5	Nacua	LAR	WR	1448	110	13.2	81	8	10.1	1367	102	13.4
6	J. Williams	DAL	RB	1241	263	4.7	1113	230	4.8	128	33	3.9
7t	Dowdle	CAR	RB	1237	238	5.2	978	208	4.7	259	30	8.6
7t	K. Williams	LAR	RB	1237	238	5.2	1030	211	4.9	207	27	7.7
9	Barkley	PHI	RB	1213	277	4.4	940	240	3.9	273	37	7.4
10	Pickens	DAL	WR	1212	81	15.0	0	0	---	1212	81	15.0
11	Swift	CHI	RB	1189	220	5.4	935	191	4.9	254	29	8.8
12	Jacobs	GB	RB	1160	251	4.6	890	218	4.1	270	33	8.2
13	St. Brown	DET	WR	1149	97	11.8	9	3	3.0	1140	94	12.1
14	McBride	ARI	TE	1071	105	10.2	0	0	---	1071	105	10.2
15	Lamb	DAL	WR	978	64	15.3	2	1	2.0	976	63	15.5
16	Walker	SEA	RB	955	201	4.8	779	179	4.4	176	22	8.0
17	J. Williams	DET	WR	948	58	16.3	12	6	2.0	936	52	18.0
18	Olave	NO	WR	893	83	10.8	-3	1	-3.0	896	82	10.9
19	D. Smith	PHI	WR	889	66	13.5	0	0	---	889	66	13.5
20	Robinson	NYG	WR	884	80	11.1	2	2	1.0	882	78	11.3
21	*Egbuka	TB	WR	879	60	14.7	9	2	4.5	870	58	15.0
22	*McMillan	CAR	WR	851	59	14.4	0	0	---	851	59	14.4
23	A. Brown	PHI	WR	840	64	13.1	0	0	---	840	64	13.1
24	Jefferson	MIN	WR	836	67	12.5	4	1	4.0	832	66	12.6
25	D. London	ATL	WR	810	60	13.5	0	0	---	810	60	13.5
26	Montgomery	DET	RB	799	157	5.1	635	136	4.7	164	21	7.8
27	Pitts	ATL	TE	797	73	10.9	0	0	---	797	73	10.9
28	Adams	LAR	WR	789	60	13.2	0	0	---	789	60	13.2
29	*Monangai	CHI	RB	778	157	5.0	681	146	4.7	97	11	8.8
30	Mi. Wilson	ARI	WR	766	66	11.6	0	0	---	766	66	11.6
31	Tracy	NYG	RB	734	153	4.8	504	128	3.9	230	25	9.2
32	Shaheed	NO-SEA	WR	715	65	11.0	38	8	4.8	677	57	11.9
33	*Croskey-Merritt	WAS	RB	714	152	4.7	646	143	4.5	68	9	7.6
34	Mason	MIN	RB	704	156	4.5	659	143	4.6	45	13	3.5
35	White	TB	RB	672	152	4.4	494	118	4.2	178	34	5.2
36	Hubbard	CAR	RB	665	143	4.7	462	119	3.9	203	24	8.5
37	Irving	TB	RB	663	143	4.6	413	119	3.5	250	24	10.4
38	Odunze	CHI	WR	661	44	15.0	0	0	---	661	44	15.0
39	Kamara	NO	RB	657	164	4.0	471	131	3.6	186	33	5.6
40	Samuel	WAS	WR	653	78	8.4	49	13	3.8	604	65	9.3
41	Johnson	NO	TE	644	62	10.4	0	0	---	644	62	10.4
42t	Corum	LAR	RB	634	118	5.4	621	112	5.5	13	6	2.2
42t	Moore	CHI	WR	634	57	11.1	67	14	4.8	567	43	13.2
44	*Skattebo	NYG	RB	617	125	4.9	410	101	4.1	207	24	8.6
45	Charbonnet	SEA	RB	601	151	4.0	514	140	3.7	87	11	7.9
46	Harrison	ARI	WR	594	40	14.9	0	0	---	594	40	14.9
47	Addison	MIN	WR	592	40	14.8	16	1	16.0	576	39	14.8
48	A. Jones	MIN	RB	591	116	5.1	410	93	4.4	181	23	7.9
49	Doubs	GB	WR	578	47	12.3	0	0	---	578	47	12.3
50	Ferguson	DAL	TE	571	78	7.3	1	1	1.0	570	77	7.4

©2000-2025 Elias Sports Bureau, Inc. All Rights Reserved.

2025 NATIONAL FOOTBALL LEAGUE

NFC LEADERS IN FIRST DOWNS

RANK	PLAYER	TEAM	POS	TOTAL	RUSH	REC
1	McCaffrey	SF	RB	99	56	43
2	B. Robinson	ATL	RB	81	53	28
3	K. Williams	LAR	RB	73	64	9
4	Gibbs	DET	RB	72	50	22
5t	Nacua	LAR	WR	69	3	66
5t	J. Williams	DAL	RB	69	62	7
7	Smith-Njigba	SEA	WR	68	2	66
8t	Pickens	DAL	WR	64	0	64
8t	Swift	CHI	RB	64	54	10
10	Jacobs	GB	RB	61	53	8
11	Dowdle	CAR	RB	60	47	13
12t	McBride	ARI	TE	57	0	57
12t	St. Brown	DET	WR	57	1	56
14	Adams	LAR	WR	51	0	51
15	Barkley	PHI	RB	48	37	11
16	*McMillan	CAR	WR	47	0	47
17	Walker	SEA	RB	45	37	8
18t	Montgomery	DET	RB	44	35	9
18t	White	TB	RB	44	36	8
20t	Olave	NO	WR	41	0	41
20t	J. Williams	DET	WR	41	0	41
20t	Mi. Wilson	ARI	WR	41	0	41
23	Mason	MIN	RB	40	39	1
24t	D. London	ATL	WR	39	0	39
24t	*Monangai	CHI	RB	39	34	5
24t	Pitts	ATL	TE	39	0	39
24t	Tracy	NYG	RB	39	29	10
28t	A. Brown	PHI	WR	38	0	38
28t	*Skattebo	NYG	RB	38	27	11
30t	Charbonnet	SEA	RB	37	33	4
30t	*Croskey-Merritt	WAS	RB	37	34	3
30t	Hubbard	CAR	RB	37	26	11
30t	Hurts	PHI	QB	37	37	0
30t	Jefferson	MIN	WR	37	0	37
30t	Lamb	DAL	WR	37	0	37
30t	Odunze	CHI	WR	37	0	37
30t	D. Smith	PHI	WR	37	0	37
38	Corum	LAR	RB	36	36	0
39	Robinson	NYG	WR	35	1	34
40t	Allgeier	ATL	RB	34	31	3
40t	Doubs	GB	WR	34	0	34
42	*Egbuka	TB	WR	33	0	33
43t	Goedert	PHI	TE	32	0	32
43t	Johnson	NO	TE	32	0	32
43t	Moore	CHI	WR	32	4	28
46t	Knight	ARI	RB	31	21	10
46t	Shaheed	NO-SEA	WR	31	2	29
48t	*Dart	NYG	QB	30	30	0
48t	Samuel	WAS	WR	30	3	27
50t	Barner	SEA	TE	29	8	21
50t	Harrison	ARI	WR	29	0	29
50t	A. Jones	MIN	RB	29	20	9

©2000-2025 Elias Sports Bureau, Inc. All Rights Reserved.

2025 NATIONAL FOOTBALL LEAGUE

NFC PUNTING YARDS LEADERS

RANK	PLAYER	TEAM	POS	PUNTS	YARDS	LONG	AVG	TB	BLK	DWN	OB	RETURNS TOT	RETURNS YDS	IN20	NET AVG
1	Whelan	GB	P	41	2102	72	51.3	7	0	2	5	19	217	13	42.6
2	Mann	PHI	P	60	3001	70	50.0	7	0	5	9	29	299	16	42.7
3	Dickson	SEA	P	44	2184	60	49.6	3	0	7	4	18	264	16	42.3
4	Wright	MIN	P	53	2601	77	49.1	1	0	4	6	21	195	21	45.0
5	Anger	DAL	P	37	1789	62	48.4	0	0	1	1	23	219	13	42.4
6	Taylor	CHI	P	50	2392	69	47.8	6	0	7	9	21	263	18	40.2
7	Way	WAS	P	45	2142	64	47.6	3	0	7	0	22	83	23	44.4
8	Martin	CAR	P	47	2226	68	47.4	2	0	6	6	22	293	22	40.3
9	Evans	LAR	P	42	1953	68	46.5	4	0	4	9	18	251	18	38.6
10	Fox	DET	P	48	2200	66	45.8	1	0	4	1	20	149	25	42.3
11	*Kroeger	NO	P	48	2166	61	45.1	4	1	7	5	21	235	17	37.8
12	Dixon	TB	P	54	2425	62	44.9	4	2	8	4	19	169	23	38.9
13	Gillan	NYG	P	49	2182	69	44.5	4	0	3	5	21	264	15	37.5
14	Pinion	ATL	P	55	2414	61	43.9	3	0	5	8	24	180	29	39.5
15	Morstead	SF	P	38	1657	55	43.6	1	0	4	1	20	251	19	36.5

©2000-2025 Elias Sports Bureau, Inc. All Rights Reserved.

2025 NATIONAL FOOTBALL LEAGUE

NFC NET PUNTING YARDS LEADERS

RANK	PLAYER	TEAM	POS	PUNTS	YARDS	LONG	AVG	TB	BLK	DWN	OB	RETURNS TOT	RETURNS YDS	IN20	NET AVG
1	Wright	MIN	P	53	2601	77	49.1	1	0	4	6	21	195	21	45.0
2	Way	WAS	P	45	2142	64	47.6	3	0	7	0	22	83	23	44.4
3	Mann	PHI	P	60	3001	70	50.0	7	0	5	9	29	299	16	42.7
4	Whelan	GB	P	41	2102	72	51.3	7	0	2	5	19	217	13	42.6
5	Anger	DAL	P	37	1789	62	48.4	0	0	1	1	23	219	13	42.4
6	Fox	DET	P	48	2200	66	45.8	1	0	4	1	20	149	25	42.3
7	Dickson	SEA	P	44	2184	60	49.6	3	0	7	4	18	264	16	42.3
8	Martin	CAR	P	47	2226	68	47.4	2	0	6	6	22	293	22	40.3
9	Taylor	CHI	P	50	2392	69	47.8	6	0	7	9	21	263	18	40.2
10	Pinion	ATL	P	55	2414	61	43.9	3	0	5	8	24	180	29	39.5
11	Dixon	TB	P	54	2425	62	44.9	4	2	8	4	19	169	23	38.9
12	Evans	LAR	P	42	1953	68	46.5	4	0	4	9	18	251	18	38.6
13	*Kroeger	NO	P	48	2166	61	45.1	4	1	7	5	21	235	17	37.8
14	Gillan	NYG	P	49	2182	69	44.5	4	0	3	5	21	264	15	37.5
15	Morstead	SF	P	38	1657	55	43.6	1	0	4	1	20	251	19	36.5

©2000-2025 Elias Sports Bureau, Inc. All Rights Reserved.

2025 NATIONAL FOOTBALL LEAGUE

NFC PUNT RETURN LEADERS

RANK	PLAYER	TEAM	POS	RET	FC	YDS	AVG	LONG	TD
1	*Lane	WAS	WR	22	9	314	14.3	90t	2
2	Shaheed	NO-SEA	WR	19	21	238	12.5	40	0
3	Moore	SF	WR	22	5	272	12.4	66	0
4	K. Johnson	TB	WR	23	11	257	11.2	54	0
5	Duvernay	CHI	WR	20	13	216	10.8	22	0
6	*Price	MIN	WR	29	11	286	9.9	43	0
7	Olszewski	NYG	WR	19	12	166	8.7	21	0
8	X. Smith	LAR	WR	22	14	188	8.5	21	0
9	Raymond	DET	WR	21	12	161	7.7	65t	1

©2000-2025 Elias Sports Bureau, Inc. All Rights Reserved.

2025 NATIONAL FOOTBALL LEAGUE

NFC KICKOFF RETURN LEADERS

RANK	PLAYER	TEAM	POS	RET	YDS	AVG	LONG	TD
1	McCaffrey	WAS	WR	26	769	29.6	58	0
2	Moore	SF	WR	25	703	28.1	98	0
3	Shipley	PHI	RB	22	607	27.6	41	0
4	Saylors	DET	RB	31	840	27.1	39	0
5	Olszewski	NYG	WR	23	611	26.6	37	0
6	Duvernay	CHI	WR	35	929	26.5	56	0
7	Turpin	DAL	WR	51	1336	26.2	45	0
8	Dortch	ARI	WR	31	811	26.2	39	0
9	*Price	MIN	WR	54	1405	26.0	61	0
10	*S. Williams	GB	WR	25	640	25.6	36	0
11	Agnew	ATL	WR	30	741	24.7	45	0
12	K. Johnson	TB	WR	21	509	24.2	33	0
13	Tucker	TB	RB	21	504	24.0	35	0
14	*Etienne	CAR	RB	27	642	23.8	45	0

©2000-2025 Elias Sports Bureau, Inc. All Rights Reserved.

2025 NATIONAL FOOTBALL LEAGUE

NFC INTERCEPTION LEADERS

RANK	PLAYER	TEAM	POS	INT	YARDS	AVG	LONG	TD
1	Byard	CHI	FS	6	70	11.7	35	0
2t	Ja. Horn	CAR	CB	5	46	9.2	22	0
2t	E. Jones	SEA	LB	5	150	30.0	85t	1
2t	N. Wright	CHI	CB	5	118	23.6	74t	1
5t	Bryant	SEA	SAF	4	43	10.8	28	0
5t	Edmunds	CHI	MLB	4	10	2.5	10	0
5t	Sainristil	WAS	CB	4	78	19.5	55	0
8t	Dean	TB	CB	3	74	24.7	55t	1
8t	Durant	LAR	CB	3	60	20.0	50t	1
8t	Forbes	LAR	CB	3	43	14.3	31	0
8t	M. Jackson	CAR	CB	3	102	34.0	54	1
8t	Joseph	DET	SAF	3	1	0.3	1	0
8t	McKinstry	NO	CB	3	0	0.0	0	0
8t	*Watts	ATL	SAF	3	0	0.0	0	0
8t	E. Williams	GB	SAF	3	0	0.0	0	0
16t	Alford	ATL	CB	2	0	0.0	0	0
16t	Bates	ATL	FS	2	20	10.0	17	0
16t	Baun	PHI	LB	2	0	0.0	0	0
16t	Brown	SF	SAF	2	4	2.0	4	0
16t	*Burke	ARI	CB	2	4	2.0	4	0
16t	Curl	LAR	SAF	2	0	0.0	0	0
16t	Gardner-Johnson	HOU-BAL-CHI	SAF	2	60	30.0	32	0
16t	Hunt	PHI	LB	2	53	26.5	42t	1
16t	Kendrick	SEA-LAR	CB	2	0	0.0	0	0
16t	Kinchens	LAR	SAF	2	53	26.5	31	0
16t	Lenoir	SF	CB	2	90	45.0	64	0
16t	McKinney	GB	SAF	2	0	0.0	0	0
16t	Metellus	MIN	SAF	2	0	0.0	0	0
16t	*Mukuba	PHI	SAF	2	41	20.5	41	0
16t	Phillips	NYG	CB	2	56	28.0	56	0
16t	Reed	DET	CB	2	34	17.0	34	0
16t	Taylor	NO	CB	2	21	10.5	11	0
16t	Taylor-Demerson	ARI	SAF	2	18	9.0	18	0
16t	Wagner	WAS	MLB	2	7	3.5	6	0
16t	D. Wilson	DAL	SAF	2	21	10.5	21	0
16t	Winfield	TB	SAF	2	5	2.5	5	0
37t	Anzalone	DET	MLB	1	14	14.0	14	0
37t	Arnold	DET	CB	1	0	0.0	0	0
37t	Baker	ARI	SS	1	0	0.0	0	0
37t	Barnes	DET	LB	1	23	23.0	23	0
37t	Bell	DAL	SAF	1	24	24.0	24	0
37t	Bland	DAL	CB	1	68	68.0	68t	1
37t	Blankenship	PHI	SAF	1	0	0.0	0	0
37t	*Bowman	ATL	SAF	1	0	0.0	0	0
37t	*Bridges	DAL	CB	1	7	7.0	7	0
37t	Brisker	CHI	SAF	1	32	32.0	32	0
37t	Browning	ARI	LB	1	4	4.0	4	0
37t	*J. Campbell	PHI	LB	1	0	0.0	0	0
37t	David	TB	OLB	1	3	3.0	3	0
37t	Davis-Gaither	ARI	LB	1	0	0.0	0	0
37t	DeJean	PHI	CB	1	21	21.0	21	0
37t	Dennis	TB	LB	1	0	0.0	0	0
37t	Elliss	ATL	LB	1	16	16.0	16	0
37t	*Emmanwori	SEA	SAF	1	0	0.0	0	0
37t	Flott	NYG	CB	1	68	68.0	68	0

©2000-2025 Elias Sports Bureau, Inc. All Rights Reserved.

2025 NATIONAL FOOTBALL LEAGUE

NFC INTERCEPTION LEADERS

RANK	PLAYER	TEAM	POS	INT	YARDS	AVG	LONG	TD
37t	Harper	DET	SAF	1	0	0.0	0	0
37t	Holland	NYG	SAF	1	3	3.0	3	0
37t	Hughes	ATL	CB	1	6	6.0	6	0
37t	Hutchinson	DET	DE	1	58	58.0	58	0
37t	Jackson	PHI	CB	1	1	1.0	1	0
37t	D. Jackson	CHI	LB	1	0	0.0	0	0
37t	Jobe	SEA	CB	1	0	0.0	0	0
37t	J. Johnson	CHI	CB	1	0	0.0	0	0
37t	Lake	LAR	SAF	1	0	0.0	0	0
37t	Landman	LAR	LB	1	0	0.0	0	0
37t	Lattimore	WAS	CB	1	0	0.0	0	0
37t	Lawrence	NYG	DT	1	37	37.0	37	0
37t	Malone	ATL	LB	1	6	6.0	6	0
37t	Maulet	DET	CB	1	0	0.0	0	0
37t	McCollum	TB	CB	1	19	19.0	19	0
37t	McCreary	TEN-LAR	CB	1	0	0.0	0	0
37t	McDuffie	GB	LB	1	0	0.0	0	0
37t	Moehrig	CAR	SAF	1	36	36.0	36	0
37t	Mustapha	SF	SAF	1	0	0.0	0	0
37t	Nelson	TB	LB	1	3	3.0	3t	1
37t	Nixon	GB	CB	1	0	0.0	0	0
37t	Okada	SEA	SAF	1	0	0.0	0	0
37t	*Parrish	TB	CB	1	3	3.0	3	0
37t	Reid	NO	SS	1	49	49.0	49t	1
37t	*Riley	NO	CB	1	0	0.0	0	0
37t	Robertson	DET	CB	1	2	2.0	2	0
37t	Rodgers	MIN	CB	1	87	87.0	87t	1
37t	*Sanker	NO	SAF	1	0	0.0	0	0
37t	Scott	CAR	SAF	1	0	0.0	0	0
37t	Smith	MIN	FS	1	11	11.0	11	0
37t	T. Smith	TB	SAF	1	0	0.0	0	0
37t	Smith-Wade	CAR	CB	1	11	11.0	11t	1
37t	Stevenson	CHI	CB	1	3	3.0	3	0
37t	Van Ginkel	MIN	OLB	1	40	40.0	40	0
37t	Vildor	TB	CB	1	13	13.0	13	0
37t	D. Williams	LAR	CB	1	18	18.0	18	0
37t	G. Williams	ARI	CB	1	0	0.0	0	0
37t	Q. Williams	NYJ-DAL	DT	1	0	0.0	0	0
37t	Ma. Wilson	ARI	LB	1	9	9.0	9	0
37t	Witherspoon	SEA	CB	1	3	3.0	3	0
37t	Wonnum	CAR	LB	1	0	0.0	0	0
37t	Woolen	SEA	CB	1	30	30.0	30	0

©2000-2025 Elias Sports Bureau, Inc. All Rights Reserved.

2025 NATIONAL FOOTBALL LEAGUE

NFC SACK LEADERS

RANK	PLAYER	TEAM	POS	SACKS
1	Burns	NYG	LB	13.0
2	Parsons	GB	DE-LB	12.5
3t	Sweat	ARI	OLB	11.0
3t	Young	LAR	LB	11.0
5	Hutchinson	DET	DE	9.5
6	Muhammad	DET	DE	9.0
7	Sweat	CHI	DE	8.5
8	*Pearce	ATL	DE	8.0
9	Gary	GB	DE	7.5
10t	Dorlus	ATL	DE	7.0
10t	Miller	WAS	OLB	7.0
10t	Murphy	SEA	DT	7.0
10t	Williams	SEA	DE	7.0
14	Jordan	NO	DE	6.5
15t	Diaby	TB	LB	6.0
15t	Nwosu	SEA	LB	6.0
15t	Verse	LAR	LB	6.0
15t	C. Young	NO	DE	6.0
19t	Armstrong	WAS	DE	5.5
19t	Campbell	ARI	DE	5.5
19t	Houston	DAL	DE	5.5
19t	Turner	MIN	LB	5.5
19t	Turner	LAR	DE	5.5
19t	*Walker	ATL	DE	5.5
19t	Wilson	MIN	LB	5.5
26t	Campbell	DET	LB	5.0
26t	Dexter	CHI	DT	5.0
26t	Lawrence	SEA	LB	5.0
26t	Ojomo	PHI	DT	5.0
26t	Redmond	MIN	DL	5.0
31t	Davis	PHI	DT	4.5
31t	Granderson	NO	DE	4.5
31t	Z. Harrison	ATL	DE	4.5
31t	Hunt	PHI	LB	4.5
31t	J. Martin	WAS	DE	4.5
31t	Van Ginkel	MIN	OLB	4.5
31t	Vea	TB	DT	4.5
38t	Barnes	DET	LB	4.0
38t	D. Brown	CAR	DE	4.0
38t	Clowney	DAL	OLB-DE	4.0
38t	Dean	PHI	LB	4.0
38t	Ferrell	LAC-SF	DE	4.0
38t	Huff	SF	DE	4.0
38t	L. London	ATL	DT	4.0
38t	Phillips	MIA-PHI	LB	4.0
38t	Wyatt	GB	DT	4.0
47t	Baun	PHI	LB	3.5
47t	Elliss	ATL	LB	3.5
47t	Hargrave	MIN	NT	3.5
47t	*Scourton	CAR	LB	3.5
47t	D. Thomas	SEA	LB	3.5

©2000-2025 Elias Sports Bureau, Inc. All Rights Reserved.

2025 NATIONAL FOOTBALL LEAGUE

NFC LEADERS IN FUMBLE RECOVERIES

RANK	PLAYER	TEAM	POS	TOTAL	OWN TEAM	OPP TEAM
1	Love	GB	QB	5	5	0
2t	McCarthy	MIN	QB	4	4	0
2t	Ca. Williams	CHI	QB	4	4	0
4t	Prescott	DAL	QB	3	3	0
4t	Stafford	LAR	QB	3	3	0
4t	Werner	NO	LB	3	0	3
4t	White	TB	RB	3	3	0
4t	N. Wright	CHI	CB	3	0	3
9t	Anderson	GB	SAF	2	1	1
9t	Barner	SEA	TE	2	2	0
9t	*Carter	NYG	LB	2	0	2
9t	*Collins	SF	DT	2	0	2
9t	Collins	ARI	LB	2	0	2
9t	*Conerly	WAS	OT	2	2	0
9t	Covey	PHI	WR	2	2	0
9t	Dexter	CHI	DT	2	0	2
9t	Hill	NO	TE	2	2	0
9t	Hurts	PHI	QB	2	1	1
9t	K. Johnson	TB	WR	2	2	0
9t	Kinchens	LAR	SAF	2	0	2
9t	Landman	LAR	LB	2	0	2
9t	Lawrence	SEA	LB	2	0	2
9t	Lock	SEA	QB	2	2	0
9t	Mayfield	TB	QB	2	2	0
9t	Neuzil	ATL	C	2	2	0
9t	Penix	ATL	QB	2	2	0
9t	Phillips	MIA-PHI	LB	2	0	2
9t	T. Smith	TB	SAF	2	0	2
9t	Wentz	MIN	QB	2	2	0
9t	Wilson	NYG	QB	2	2	0

©2000-2025 Elias Sports Bureau, Inc. All Rights Reserved.

2025 NATIONAL FOOTBALL LEAGUE

NFC LEADERS IN RECOVERIES OF FUMBLES BY OWN TEAM

RANK	PLAYER	TEAM	POS	REC	YARDS	AVG	LONG	TD
1	Love	GB	QB	5	0	0.0	0	0
2t	McCarthy	MIN	QB	4	0	0.0	0	0
2t	Ca. Williams	CHI	QB	4	0	0.0	0	0
4t	Prescott	DAL	QB	3	0	0.0	0	0
4t	Stafford	LAR	QB	3	0	0.0	0	0
4t	White	TB	RB	3	0	0.0	0	0
7t	Barner	SEA	TE	2	0	0.0	0	0
7t	*Conerly	WAS	OT	2	0	0.0	0	0
7t	Covey	PHI	WR	2	0	0.0	0	0
7t	Hill	NO	TE	2	0	0.0	0	0
7t	K. Johnson	TB	WR	2	0	0.0	0	0
7t	Lock	SEA	QB	2	0	0.0	0	0
7t	Mayfield	TB	QB	2	0	0.0	0	0
7t	Neuzil	ATL	C	2	0	0.0	0	0
7t	Penix	ATL	QB	2	0	0.0	0	0
7t	Wentz	MIN	QB	2	0	0.0	0	0
7t	Wilson	NYG	QB	2	0	0.0	0	0
18t	Agnew	ATL	WR	1	0	0.0	0	0
18t	Anderson	GB	SAF	1	0	0.0	0	0
18t	Barkley	PHI	RB	1	0	0.0	0	0
18t	Barton	TB	C-OT	1	0	0.0	0	0
18t	Bates	WAS	TE	1	0	0.0	0	0
18t	Blackwell	CHI	CB	1	0	0.0	0	0
18t	Brandel	MIN	C	1	0	0.0	0	0
18t	Brissett	ARI	QB	1	0	0.0	0	0
18t	Calcaterra	PHI	TE	1	0	0.0	0	0
18t	Cousins	ATL	QB	1	0	0.0	0	0
18t	Cropper	DAL	WR	1	0	0.0	0	0
18t	Dalman	CHI	C	1	0	0.0	0	0
18t	Dalton	CAR	QB	1	0	0.0	0	0
18t	Daniels	WAS	QB	1	0	0.0	0	0
18t	Dortch	ARI	WR	1	0	0.0	0	0
18t	Dowdle	CAR	RB	1	-1	-1.0	-1	0
18t	*Etienne	CAR	RB	1	0	0.0	0	0
18t	Farrell	SF	TE	1	0	0.0	0	0
18t	Ferguson	DAL	TE	1	0	0.0	0	0
18t	Froholdt	ARI	C	1	0	0.0	0	0
18t	Gibbs	DET	RB	1	0	0.0	0	0
18t	Goff	DET	QB	1	0	0.0	0	0
18t	Hamilton	WAS	CB	1	3	3.0	3	0
18t	Hoffman	DAL	C	1	0	0.0	0	0
18t	Hubbard	CAR	RB	1	6	6.0	6	0
18t	Hurts	PHI	QB	1	-3	-3.0	-3	0
18t	D. Jackson	CHI	LB	1	0	0.0	0	0
18t	Jacobs	GB	RB	1	0	0.0	0	0
18t	A. Jones	MIN	RB	1	0	0.0	0	0
18t	Jones	SF	QB	1	0	0.0	0	0
18t	Kupp	SEA	WR	1	0	0.0	0	0
18t	*Lane	WAS	WR	1	0	0.0	0	0
18t	Legette	CAR	WR	1	0	0.0	0	0
18t	Mason	MIN	RB	1	0	0.0	0	0
18t	McCaffrey	SF	RB	1	0	0.0	0	0
18t	McCoy	NO	C	1	0	0.0	0	0
18t	McKivitz	SF	OT	1	0	0.0	0	0
18t	McNichols	WAS	RB	1	0	0.0	0	0

©2000-2025 Elias Sports Bureau, Inc. All Rights Reserved.

NFC LEADERS IN RECOVERIES OF FUMBLES BY OWN TEAM

RANK	PLAYER	TEAM	POS	REC	YARDS	AVG	LONG	TD
18t	*Monangai	CHI	RB	1	1	1.0	1	0
18t	Moore	SF	WR	1	0	0.0	0	0
18t	Odunze	CHI	WR	1	0	0.0	0	0
18t	Oliver	MIN	TE	1	0	0.0	0	0
18t	Pickens	DAL	WR	1	0	0.0	0	0
18t	Radunz	NO	OT	1	0	0.0	0	0
18t	B. Robinson	ATL	RB	1	0	0.0	0	0
18t	Ruiz	NO	OG	1	0	0.0	0	0
18t	Runyan	NYG	OG	1	0	0.0	0	0
18t	Russell	SEA	FB	1	3	3.0	3	0
18t	Samuel	WAS	WR	1	0	0.0	0	0
18t	Saubert	SEA	TE	1	0	0.0	0	0
18t	T. Smith	DAL	OT	1	0	0.0	0	0
18t	Thomas	NYG	OT	1	0	0.0	0	0
18t	Turpin	DAL	WR	1	0	0.0	0	0
18t	R. Walker	GB	OT	1	0	0.0	0	0
18t	Whittington	LAR	WR	1	0	0.0	0	0
18t	Wilkinson	ATL	OT	1	0	0.0	0	0
18t	J. Williams	DAL	RB	1	0	0.0	0	0
18t	*M. Williams	SF	DE	1	0	0.0	0	0
18t	Wirfs	TB	OT	1	0	0.0	0	0
18t	Young	CAR	QB	1	0	0.0	0	0
18t	*Yurosek	MIN	TE	1	0	0.0	0	0

 ©2000-2025 Elias Sports Bureau, Inc. All Rights Reserved.

2025 NATIONAL FOOTBALL LEAGUE

NFC LEADERS IN RECOVERIES OF FUMBLES BY OPPOSING TEAM

RANK	PLAYER	TEAM	POS	REC	YARDS	AVG	LONG	TD
1t	Werner	NO	LB	3	0	0.0	0	0
1t	N. Wright	CHI	CB	3	-1	-0.3	0	0
3t	*Carter	NYG	LB	2	-3	-1.5	1	0
3t	*Collins	SF	DT	2	0	0.0	0	0
3t	Collins	ARI	LB	2	3	1.5	3t	1
3t	Dexter	CHI	DT	2	0	0.0	0	0
3t	Kinchens	LAR	SAF	2	13	6.5	13	0
3t	Landman	LAR	LB	2	0	0.0	0	0
3t	Lawrence	SEA	LB	2	56	28.0	34t	2
3t	Phillips	MIA-PHI	LB	2	4	2.0	4	0
3t	T. Smith	TB	SAF	2	0	0.0	0	0
12t	Alford	ATL	CB	1	2	2.0	2	0
12t	Allen	MIN	DE	1	0	0.0	0	0
12t	Anderson	GB	SAF	1	0	0.0	0	0
12t	Baker	ARI	SS	1	1	1.0	1	0
12t	Baun	PHI	LB	1	0	0.0	0	0
12t	Benson	ARI	RB	1	0	0.0	0	0
12t	Blankenship	PHI	SAF	1	0	0.0	0	0
12t	Bosa	SF	DE	1	0	0.0	0	0
12t	Branch	DET	SAF	1	0	0.0	0	0
12t	Browning	ARI	LB	1	0	0.0	0	0
12t	Bullard	GB	SAF	1	0	0.0	0	0
12t	Burns	NYG	LB	1	23	23.0	23	0
12t	Campbell	DET	LB	1	2	2.0	2	0
12t	Clowney	DAL	OLB-DE	1	0	0.0	0	0
12t	E. Cooper	GB	LB	1	0	0.0	0	0
12t	David	TB	OLB	1	0	0.0	0	0
12t	D. Davis	NO	OLB	1	0	0.0	0	0
12t	Davis	LAR	DE	1	0	0.0	0	0
12t	Davis-Gaither	ARI	LB	1	0	0.0	0	0
12t	Deablo	ATL	LB	1	0	0.0	0	0
12t	Fiske	LAR	DE	1	0	0.0	0	0
12t	Ford	ATL	CB	1	0	0.0	0	0
12t	Gary	GB	DE	1	0	0.0	0	0
12t	Gifford	SF	LB	1	0	0.0	0	0
12t	Gipson	SF-CAR	DE	1	0	0.0	0	0
12t	Gordon	CHI	CB	1	0	0.0	0	0
12t	Hargrave	MIN	NT	1	0	0.0	0	0
12t	Hellams	ATL	SAF	1	0	0.0	0	0
12t	Houston	DAL	DE	1	0	0.0	0	0
12t	Howden	NO	SAF	1	86	86.0	86t	1
12t	Hurts	PHI	QB	1	-1	-1.0	-1	0
12t	Hutchinson	DET	DE	1	0	0.0	0	0
12t	T. Jackson	MIN	SAF	1	9	9.0	9	0
12t	Jordan	NO	DE	1	0	0.0	0	0
12t	Lake	LAR	SAF	1	20	20.0	20	0
12t	Lattimore	WAS	CB	1	0	0.0	0	0
12t	Lewis	CAR	OG	1	0	0.0	0	0
12t	Luter	SF	CB	1	0	0.0	0	0
12t	R. Miller	TB-NYG	WR	1	0	0.0	0	0
12t	Mitchell	PHI	CB	1	6	6.0	6	0
12t	Murray	DAL	LB	1	0	0.0	0	0
12t	Nailor	MIN	WR	1	0	0.0	0	0
12t	Nixon	GB	CB	1	22	22.0	22	0
12t	*Nolen	ARI	DT	1	7	7.0	7t	1

©2000-2025 Elias Sports Bureau, Inc. All Rights Reserved.

NFC LEADERS IN RECOVERIES OF FUMBLES BY OPPOSING TEAM

RANK	PLAYER	TEAM	POS	REC	YARDS	AVG	LONG	TD
12t	Nowaske	DET	LB	1	0	0.0	0	0
12t	Okada	SEA	SAF	1	0	0.0	0	0
12t	Okudah	MIN	CB	1	0	0.0	0	0
12t	*O'Toole	SEA	LB	1	0	0.0	0	0
12t	*Parrish	TB	CB	1	0	0.0	0	0
12t	*Pearce	ATL	DE	1	27	27.0	27	0
12t	Phillips	NYG	CB	1	0	0.0	0	0
12t	Redmond	MIN	DL	1	0	0.0	0	0
12t	Reed	DET	CB	1	3	3.0	3	0
12t	Richardson	CAR	SAF	1	0	0.0	0	0
12t	Ringo	PHI	CB	1	0	0.0	0	0
12t	*E. Roberts	TB	DE	1	0	0.0	0	0
12t	Rodgers	MIN	CB	1	66	66.0	66t	1
12t	*Sanker	NO	SAF	1	27	27.0	27	0
12t	Scott	CAR	SAF	1	0	0.0	0	0
12t	Sieg	DAL	LS	1	0	0.0	0	0
12t	*Sigle	SF	SAF	1	0	0.0	0	0
12t	Smith	MIN	FS	1	-1	-1.0	-1	0
12t	Sweat	ARI	OLB	1	2	2.0	2	0
12t	Sweat	CHI	DE	1	0	0.0	0	0
12t	D. Thomas	SEA	LB	1	8	8.0	8	0
12t	*Umanmielen	CAR	LB	1	0	0.0	0	0
12t	Vea	TB	DT	1	0	0.0	0	0
12t	*Walker	ATL	DE	1	0	0.0	0	0
12t	Ward	MIN	SAF	1	0	0.0	0	0
12t	Warner	SF	MLB	1	0	0.0	0	0
12t	White	NE-SF	DE	1	0	0.0	0	0
12t	E. Williams	GB	SAF	1	0	0.0	0	0
12t	S. Williams	DAL	DE	1	0	0.0	0	0
12t	L. Wilson	CIN-DAL	LB	1	0	0.0	0	0
12t	Winfield	TB	SAF	1	0	0.0	0	0
12t	Witherspoon	SEA	CB	1	0	0.0	0	0
12t	Wonnum	CAR	LB	1	19	19.0	19	0
12t	Young	PHI	DT	1	0	0.0	0	0
12t	C. Young	NO	DE	1	-5	-5.0	-5	0

 ©2000-2025 Elias Sports Bureau, Inc. All Rights Reserved.

2025 NATIONAL FOOTBALL LEAGUE

NFL LEADING PASSERS

RANK	PLAYER	TEAM	ATT	COMP	COMP%	YDS	YPA	TD	TD%	LONG	INT	INT%	RATING
1	Stafford	LAR	470	312	66.4%	3722	7.92	37	7.9%	88t	5	1.1%	112.2
2	Goff	DET	453	314	69.3%	3672	8.11	29	6.4%	64	5	1.1%	110.4
3	Maye	NE	409	290	70.9%	3567	8.72	23	5.6%	72t	7	1.7%	109.1
4	Allen	BUF	406	284	70.0%	3276	8.07	25	6.2%	54t	10	2.5%	104.3
5	Darnold	SEA	390	263	67.4%	3433	8.80	22	5.6%	67	11	2.8%	102.0
6	Love	GB	426	283	66.4%	3304	7.76	23	5.4%	59	6	1.4%	101.9
7	L. Jackson	BAL	274	174	63.5%	2210	8.07	18	6.6%	45	6	2.2%	101.4
8	D. Jones	IND	384	261	68.0%	3101	8.08	19	4.9%	75	8	2.1%	100.2
9	Hurts	PHI	397	259	65.2%	2929	7.38	22	5.5%	79t	6	1.5%	99.4
10	Prescott	DAL	522	357	68.4%	3931	7.53	26	5.0%	74t	10	1.9%	99.1
11	Rodgers	PIT	371	248	66.8%	2594	6.99	22	5.9%	80t	7	1.9%	98.8
12	Jones	SF	289	201	69.6%	2151	7.44	13	4.5%	56	6	2.1%	97.4
13	Brissett	ARI	386	256	66.3%	2708	7.02	18	4.7%	50	6	1.6%	95.6
14	Stroud	HOU	337	220	65.3%	2441	7.24	15	4.5%	57t	6	1.8%	94.1
15	*Dart	NYG	264	165	62.5%	1802	6.83	13	4.9%	44t	4	1.5%	92.7
16	Herbert	LAC	451	296	65.6%	3191	7.08	23	5.1%	60t	12	2.7%	92.2
17	Mayfield	TB	451	276	61.2%	2999	6.65	22	4.9%	77t	7	1.6%	90.6
18	Nix	DEN	504	320	63.5%	3256	6.46	23	4.6%	52t	9	1.8%	89.7
19	Mahomes	KC	502	315	62.7%	3587	7.15	22	4.4%	61	11	2.2%	89.6
20	Ca. Williams	CHI	459	266	58.0%	3150	6.86	21	4.6%	65t	6	1.3%	88.8
21	Penix	ATL	276	166	60.1%	1982	7.18	9	3.3%	69	3	1.1%	88.5
22	Tagovailoa	MIA	384	260	67.7%	2660	6.93	20	5.2%	47	15	3.9%	88.5
23	Young	CAR	387	245	63.3%	2500	6.46	19	4.9%	54	9	2.3%	88.4
24	Lawrence	JAX	457	273	59.7%	3210	7.02	23	5.0%	50	11	2.4%	87.9
25	Rattler	NO	257	174	67.7%	1586	6.17	8	3.1%	87t	5	1.9%	86.5
26	G. Smith	LV	397	266	67.0%	2648	6.67	16	4.0%	61t	14	3.5%	84.5
27	Flacco	CLE-CIN	410	247	60.2%	2451	5.98	15	3.7%	44t	10	2.4%	79.2
28	*C. Ward	TEN	469	278	59.3%	2638	5.62	11	2.3%	47	7	1.5%	76.5

©2000-2025 Elias Sports Bureau, Inc. All Rights Reserved.

2025 NATIONAL FOOTBALL LEAGUE

NFL LEADING PASSERS, RANKS

PLAYER	TEAM	ATT	COMP	COMP%	YDS	YPA	TD	TD%	INT	INT%	RATING
Stafford	LAR	4	5	13	2	7	1	1	3t	1	1
Goff	DET	8	4	4	3	3	2	3	3t	3	2
Maye	NE	13	7	1	5	2	5t	7	13t	11	3
Allen	BUF	14	8	2	8	5	4	4	20t	24	4
Darnold	SEA	17	15	9	6	1	10t	6	23t	26	5
Love	GB	11	9	12	7	8	5t	9	6t	5	6
L. Jackson	BAL	26	25t	18	24	6	19t	2	6t	19	7
D. Jones	IND	20t	16	6	13	4	17t	14	17	18	8
Hurts	PHI	15t	18	17	15	11	10t	8	6t	7	9
Prescott	DAL	1	1	5	1	9	3	13	20t	15	10
Rodgers	PIT	22	20	11	20	18	10t	5	13t	14	11
Jones	SF	24	24	3	25	10	24t	21	6t	17	12
Brissett	ARI	19	19	14	16	17	19t	18	6t	10	13
Stroud	HOU	23	23	16	23	12	22t	22	6t	12	14
*Dart	NYG	27	28	22	27	21	24t	15	2	8	15
Herbert	LAC	9t	6	15	11	15	5t	11	26	25	16
Mayfield	TB	9t	11	23	14	23	10t	17	13t	9	17
Nix	DEN	2	2	19	9	24	5t	20	18t	13	18
Mahomes	KC	3	3	21	4	14	10t	23	23t	20	19
Ca. Williams	CHI	6	13t	28	12	20	15	19	6t	4	20
Penix	ATL	25	27	25	26	13	30	26	1	2	21
Tagovailoa	MIA	20t	17	7	17	19	16	10	28	28	22
Young	CAR	18	22	20	21	25	17t	16	18t	21	23
Lawrence	JAX	7	12	26	10	16	5t	12	23t	22	24
Rattler	NO	28	25t	8	29	26	31t	27	3t	16	25
G. Smith	LV	15t	13t	10	18	22	21	24	27	27	26
Flacco	CLE-CIN	12	21	24	22	27	22t	25	20t	23	27
*C. Ward	TEN	5	10	27	19	28	27t	28	13t	6	28

©2000-2025 Elias Sports Bureau, Inc. All Rights Reserved.

2025 NATIONAL FOOTBALL LEAGUE

NFL FOURTH-QUARTER PASSING LEADERS

RANK	PLAYER	TEAM	ATT	COMP	COMP%	YDS	YPA	TD	TD%	INT	INT%	RATING
1	Stafford	LAR	87	60	69.0%	805	9.25	9	10.3%	0	0.0%	132.6
2	Daniels	WAS	38	27	71.1%	295	7.76	4	10.5%	0	0.0%	128.7
3	Browning	CIN	38	27	71.1%	288	7.58	4	10.5%	1	2.6%	117.0
4	Allen	BUF	117	84	71.8%	1091	9.32	8	6.8%	2	1.7%	116.4
5	Purdy	SF	41	30	73.2%	348	8.49	3	7.3%	1	2.4%	112.7
6	G. Smith	LV	107	81	75.7%	851	7.95	7	6.5%	2	1.9%	112.3
7	Rodgers	PIT	98	68	69.4%	638	6.51	8	8.2%	2	2.0%	105.7
8	Brissett	ARI	112	72	64.3%	759	6.78	7	6.3%	0	0.0%	104.7
9	Fields	NYJ	66	42	63.6%	454	6.88	4	6.1%	0	0.0%	104.0
10	Hurts	PHI	108	69	63.9%	892	8.26	7	6.5%	2	1.9%	103.6
11	Goff	DET	113	69	61.1%	752	6.65	7	6.2%	0	0.0%	101.3
12	L. Jackson	BAL	66	39	59.1%	530	8.03	4	6.1%	1	1.5%	98.7
13	Murray	ARI	35	23	65.7%	204	5.83	3	8.6%	1	2.9%	97.8
14	Mariota	WAS	63	35	55.6%	522	8.29	4	6.3%	1	1.6%	97.5
15	Wentz	MIN	56	35	62.5%	412	7.36	3	5.4%	1	1.8%	95.2
16	Ca. Williams	CHI	98	55	56.1%	770	7.86	6	6.1%	2	2.0%	93.5
17	Stroud	HOU	83	49	59.0%	549	6.61	6	7.2%	2	2.4%	92.9
18	Wilson	NYG	44	23	52.3%	319	7.25	2	4.5%	0	0.0%	91.0
19	Darnold	SEA	88	57	64.8%	707	8.03	4	4.5%	3	3.4%	90.5
20	McCarthy	MIN	60	34	56.7%	395	6.58	6	10.0%	3	5.0%	89.2
21	Love	GB	108	63	58.3%	714	6.61	6	5.6%	2	1.9%	89.0
22	Maye	NE	91	58	63.7%	678	7.45	2	2.2%	1	1.1%	89.0
23	D. Jones	IND	77	48	62.3%	514	6.68	4	5.2%	2	2.6%	88.3
24	Nix	DEN	140	85	60.7%	888	6.34	7	5.0%	3	2.1%	86.8
25	Prescott	DAL	150	98	65.3%	1082	7.21	6	4.0%	5	3.3%	86.0
26	Herbert	LAC	100	62	62.0%	651	6.51	4	4.0%	2	2.0%	85.9
27	Jones	SF	77	52	67.5%	579	7.52	4	5.2%	4	5.2%	85.4
28	Cousins	ATL	74	44	59.5%	458	6.19	3	4.1%	1	1.4%	85.3
29	*Shough	NO	105	68	64.8%	681	6.49	3	2.9%	2	1.9%	84.7
30	Tagovailoa	MIA	109	75	68.8%	787	7.22	7	6.4%	7	6.4%	84.2
31	Young	CAR	117	69	59.0%	660	5.64	7	6.0%	3	2.6%	84.0
32	Mahomes	KC	122	65	53.3%	903	7.40	8	6.6%	5	4.1%	82.1
33	Mayfield	TB	131	76	58.0%	745	5.69	5	3.8%	2	1.5%	80.5
34	D. Mills	HOU	50	27	54.0%	237	4.74	2	4.0%	0	0.0%	80.2
35	T. Taylor	NYJ	59	35	59.3%	360	6.10	3	5.1%	2	3.4%	79.8
36	*C. Ward	TEN	180	114	63.3%	993	5.52	6	3.3%	4	2.2%	79.7
37	*S. Sanders	CLE	57	32	56.1%	337	5.91	2	3.5%	1	1.8%	77.9
38	*Gabriel	CLE	63	35	55.6%	282	4.48	2	3.2%	0	0.0%	77.6
39	Penix	ATL	65	34	52.3%	417	6.42	1	1.5%	0	0.0%	77.5
40	Lawrence	JAX	104	56	53.8%	663	6.38	5	4.8%	3	2.9%	77.5
41	Burrow	CIN	37	26	70.3%	282	7.62	2	5.4%	3	8.1%	76.6
42	Flacco	CLE-CIN	153	88	57.5%	866	5.66	5	3.3%	3	2.0%	76.3
43	*Dart	NYG	67	37	55.2%	444	6.63	3	4.5%	3	4.5%	72.0
44	Rattler	NO	71	43	60.6%	357	5.03	2	2.8%	2	2.8%	71.2

Week 15: Through Monday, December 15, 2025

©2000-2025 Elias Sports Bureau, Inc. All Rights Reserved.

2025 NATIONAL FOOTBALL LEAGUE

NFL THIRD-DOWN PASSING LEADERS

RANK	PLAYER	TEAM	ATT	COMP	COMP%	YDS	YPA	TD	TD%	INT	INT%	RATING
1	Stroud	HOU	88	57	64.8%	579	6.58	7	8.0%	1	1.1%	105.3
2	Goff	DET	117	72	61.5%	806	6.89	10	8.5%	2	1.7%	103.4
3	Ca. Williams	CHI	119	73	61.3%	911	7.66	9	7.6%	2	1.7%	103.3
4	Jones	SF	70	42	60.0%	483	6.90	7	10.0%	2	2.9%	102.3
5	Brissett	ARI	79	52	65.8%	638	8.08	5	6.3%	2	2.5%	101.1
6	Allen	BUF	94	64	68.1%	851	9.05	5	5.3%	3	3.2%	101.0
7	Hurts	PHI	104	68	65.4%	942	9.06	3	2.9%	1	1.0%	99.9
8	Love	GB	115	68	59.1%	1066	9.27	7	6.1%	3	2.6%	99.4
9	Rodgers	PIT	100	62	62.0%	713	7.13	7	7.0%	2	2.0%	98.5
10	Maye	NE	109	70	64.2%	999	9.17	6	5.5%	4	3.7%	96.8
11	D. Jones	IND	84	55	65.5%	744	8.86	2	2.4%	1	1.2%	96.5
12	Prescott	DAL	134	86	64.2%	977	7.29	4	3.0%	1	0.7%	92.8
13	*Dart	NYG	71	42	59.2%	462	6.51	3	4.2%	1	1.4%	86.7
14	Nix	DEN	142	85	59.9%	991	6.98	6	4.2%	3	2.1%	86.3
15	Mayfield	TB	108	56	51.9%	610	5.65	6	5.6%	1	0.9%	83.5
16	Stafford	LAR	103	50	48.5%	609	5.91	6	5.8%	1	1.0%	82.5
17	Darnold	SEA	106	62	58.5%	773	7.29	5	4.7%	4	3.8%	81.2
18	Young	CAR	97	57	58.8%	528	5.44	3	3.1%	2	2.1%	75.5
19	L. Jackson	BAL	69	35	50.7%	473	6.86	3	4.3%	2	2.9%	75.3
20	Lawrence	JAX	111	63	56.8%	868	7.82	4	3.6%	5	4.5%	75.2
21	G. Smith	LV	100	63	63.0%	712	7.12	2	2.0%	4	4.0%	74.3
22	Herbert	LAC	123	70	56.9%	822	6.68	8	6.5%	8	6.5%	71.9
23	Penix	ATL	70	35	50.0%	388	5.54	1	1.4%	0	0.0%	71.6
24	Mahomes	KC	112	61	54.5%	757	6.76	4	3.6%	6	5.4%	65.2
25	*C. Ward	TEN	120	62	51.7%	707	5.89	2	1.7%	3	2.5%	64.8
26	Flacco	CLE-CIN	103	53	51.5%	625	6.07	1	1.0%	3	2.9%	61.3
27	Tagovailoa	MIA	88	50	56.8%	614	6.98	2	2.3%	6	6.8%	57.7

©2000-2025 Elias Sports Bureau, Inc. All Rights Reserved.

2025 NATIONAL FOOTBALL LEAGUE

NFL LEADING RUSHERS

RANK	PLAYER	TEAM	ATT	YDS	AVG	LONG	TD
1	Taylor	IND	272	1443	5.3	83t	16
2	Cook	BUF	271	1415	5.2	64t	10
3	Achane	MIA	205	1186	5.8	59t	7
4	B. Robinson	ATL	234	1174	5.0	81t	6
5	Henry	BAL	233	1125	4.8	59	10
6	J. Williams	DAL	230	1113	4.8	66	10
7	Gibbs	DET	200	1100	5.5	78t	13
8	K. Williams	LAR	211	1030	4.9	34	10
9	Dowdle	CAR	208	978	4.7	53	6
10	Etienne	JAX	213	949	4.5	71	7
11	Barkley	PHI	240	940	3.9	65t	6
12	Swift	CHI	191	935	4.9	25	7
13	McCaffrey	SF	259	922	3.6	20	9
14	Hall	NYJ	213	900	4.2	35	3
15	Jacobs	GB	218	890	4.1	40t	13
16	Pollard	TEN	189	847	4.5	65t	5
17	*Judkins	CLE	222	805	3.6	46t	7
18	C. Brown	CIN	185	780	4.2	37	3
19	Walker	SEA	179	779	4.4	31	4
20	*Henderson	NE	143	773	5.4	69t	7
21	Dobbins	DEN	153	772	5.0	41	4
22	*Jeanty	LV	200	700	3.5	64t	4
23	J. Warren	PIT	171	685	4.0	37	4
24	*Monangai	CHI	146	681	4.7	39	5
25	Mason	MIN	143	659	4.6	24	6
26	*Croskey-Merritt	WAS	143	646	4.5	42	5
27	Montgomery	DET	136	635	4.7	72	8
28	Corum	LAR	112	621	5.5	48t	5
29	Vidal	LAC	147	620	4.2	59t	3
30	*Marks	HOU	167	584	3.5	23	2
31	Hunt	KC	148	557	3.8	33	8
32	Allen (QB)	BUF	98	535	5.5	40t	12
33	Charbonnet	SEA	140	514	3.7	30	8
34	Tracy	NYG	128	504	3.9	31t	2
35	White	TB	118	494	4.2	20	4
36	Chubb	HOU	115	472	4.1	27t	3
37	Kamara	NO	131	471	3.6	18t	1
38	Hubbard	CAR	119	462	3.9	14	1
39	Gainwell	PIT	93	451	4.8	55	4
40	*Hampton	LAC	94	431	4.6	54t	2
41	Mahomes (QB)	KC	64	422	6.6	22	5
42t	*Harvey	DEN	110	419	3.8	50	6
42t	Herbert (QB)	LAC	69	419	6.1	41	1
44	Irving	TB	119	413	3.5	32	1
45t	A. Jones	MIN	93	410	4.4	31	1
45t	*Skattebo	NYG	101	410	4.1	24	5
47	*Dart (QB)	NYG	70	400	5.7	29	7
48t	Allgeier	ATL	110	396	3.6	21t	8
48t	Pacheco	KC	101	396	3.9	16	1
50	Fields (QB)	NYJ	71	383	5.4	43t	4

©2000-2025 Elias Sports Bureau, Inc. All Rights Reserved.

2025 NATIONAL FOOTBALL LEAGUE

NFL THIRD-AND-ONE RUSHING LEADERS

RANK	PLAYER	TEAM	ATT	FD	PCT
1t	D. Jones (QB)	IND	7	7	100.0%
1t	Hall	NYJ	6	6	100.0%
1t	Nix (QB)	DEN	6	6	100.0%
1t	Tucker	TB	6	6	100.0%
1t	*Croskey-Merritt	WAS	4	4	100.0%
1t	Montgomery	DET	4	4	100.0%
1t	Rattler (QB)	NO	4	4	100.0%
1t	Vidal	LAC	4	4	100.0%
9	J. Warren	PIT	11	10	90.9%
10	Swift	CHI	10	9	90.0%
11t	Fields (QB)	NYJ	9	8	88.9%
11t	Herbert (QB)	LAC	9	8	88.9%
11t	K. Williams	LAR	9	8	88.9%
14	White	TB	8	7	87.5%
15t	Allen (QB)	BUF	12	10	83.3%
15t	Barner (TE)	SEA	6	5	83.3%
15t	C. Brown	CIN	6	5	83.3%
15t	Lawrence (QB)	JAX	6	5	83.3%
15t	Perine	CIN	6	5	83.3%
20	Hunt	KC	21	17	81.0%
21t	Brissett (QB)	ARI	5	4	80.0%
21t	Charbonnet	SEA	5	4	80.0%
21t	Knight	ARI	5	4	80.0%
21t	J. Williams	DAL	5	4	80.0%
25	Taylor	IND	8	6	75.0%
26	McCaffrey	SF	11	8	72.7%
27t	*Gordon	MIA	7	5	71.4%
27t	Jones (QB)	SF	7	5	71.4%
29t	Mason	MIN	9	6	66.7%
29t	Andrews (TE)	BAL	6	4	66.7%
29t	*Hampton	LAC	6	4	66.7%
29t	Maye (QB)	NE	6	4	66.7%
33	Henry	BAL	11	7	63.6%
34t	Hill (TE)	NO	8	5	62.5%
34t	G. Smith (QB)	LV	8	5	62.5%
36	Jacobs	GB	15	9	60.0%
37t	Hurts (QB)	PHI	12	7	58.3%
37t	*Judkins	CLE	12	7	58.3%
39t	*Marks	HOU	9	5	55.6%
39t	Rodriguez	WAS	9	5	55.6%
41	Allgeier	ATL	10	5	50.0%
42	Stevenson	NE	9	4	44.4%

©2000-2025 Elias Sports Bureau, Inc. All Rights Reserved.

2025 NATIONAL FOOTBALL LEAGUE

NFL LEADERS IN RECEPTIONS

RANK	PLAYER	TEAM	REC	YDS	AVG	LONG	TD
1	McBride (TE)	ARI	105	1071	10.2	31	10
2	Nacua	LAR	102	1367	13.4	39t	6
3	Chase	CIN	101	1147	11.4	64t	5
4	Smith-Njigba	SEA	96	1541	16.1	63t	9
5	St. Brown	DET	94	1140	12.1	52	11
6	McCaffrey (RB)	SF	86	820	9.5	39	5
7	Olave	NO	82	896	10.9	62t	6
8	Pickens	DAL	81	1212	15.0	45	8
9	Robinson	NYG	78	882	11.3	50	4
10	Ferguson (TE)	DAL	77	570	7.4	26t	7
11	Pitts (TE)	ATL	73	797	10.9	36	4
12	Pittman	IND	72	725	10.1	27t	7
13	Flowers	BAL	71	959	13.5	56	2
14	Schultz (TE)	HOU	70	650	9.3	47	2
15	Allen	LAC	68	680	10.0	31	4
16t	Kelce (TE)	KC	67	797	11.9	44	5
16t	Diggs	NE	67	731	10.9	33	3
18t	D. Smith	PHI	66	889	13.5	79t	3
18t	Jefferson	MIN	66	832	12.6	50	2
18t	Mi. Wilson	ARI	66	766	11.6	50	4
18t	*Fannin (TE)	CLE	66	667	10.1	35	4
22	Samuel	WAS	65	604	9.3	38	5
23t	Collins	HOU	64	1001	15.6	57t	6
23t	A. Brown	PHI	64	840	13.1	45	7
23t	B. Robinson (RB)	ATL	64	684	10.7	69	2
26t	Lamb	DAL	63	976	15.5	74t	3
26t	Sutton	DEN	63	886	14.1	52t	6
26t	*Warren (TE)	IND	63	718	11.4	41	4
29t	Shakir	BUF	62	650	10.5	54t	4
29t	Johnson (TE)	NO	62	644	10.4	52	3
29t	Gibbs (RB)	DET	62	494	8.0	42	3
32t	McConkey	LAC	61	715	11.7	58	5
32t	Achane (RB)	MIA	61	450	7.4	29t	4
34t	D. London	ATL	60	810	13.5	43	6
34t	Adams	LAR	60	789	13.2	44t	14
34t	Meyers	LV-JAX	60	707	11.8	50	3
37t	*McMillan	CAR	59	851	14.4	43t	6
37t	Waddle	MIA	59	838	14.2	46t	6
37t	Bowers (TE)	LV	59	647	11.0	38	6
40t	*Egbuka	TB	58	870	15.0	77t	6
40t	C. Brown (RB)	CIN	58	336	5.8	21	2
42t	Shaheed	NO-SEA	57	677	11.9	87t	2
42t	Franklin	DEN	57	626	11.0	42	6
42t	Gainwell (RB)	PIT	57	332	5.8	28	2
45	Metcalf	PIT	55	808	14.7	80t	6
46	Goedert (TE)	PHI	54	551	10.2	36	9
47	Rice	KC	53	571	10.8	47	5
48	J. Williams	DET	52	936	18.0	64	7
49t	Ertz (TE)	WAS	50	504	10.1	30	4
49t	Hockenson (TE)	MIN	50	436	8.7	29	3

©2000-2025 Elias Sports Bureau, Inc. All Rights Reserved.

2025 NATIONAL FOOTBALL LEAGUE

NFL RECEIVING YARDAGE LEADERS

RANK	PLAYER	TEAM	YDS	REC	AVG	LONG	TD
1	Smith-Njigba	SEA	1541	96	16.1	63t	9
2	Nacua	LAR	1367	102	13.4	39t	6
3	Pickens	DAL	1212	81	15.0	45	8
4	Chase	CIN	1147	101	11.4	64t	5
5	St. Brown	DET	1140	94	12.1	52	11
6	McBride (TE)	ARI	1071	105	10.2	31	10
7	Collins	HOU	1001	64	15.6	57t	6
8	Lamb	DAL	976	63	15.5	74t	3
9	Flowers	BAL	959	71	13.5	56	2
10	J. Williams	DET	936	52	18.0	64	7
11	Olave	NO	896	82	10.9	62t	6
12	D. Smith	PHI	889	66	13.5	79t	3
13	Sutton	DEN	886	63	14.1	52t	6
14	Robinson	NYG	882	78	11.3	50	4
15	*Egbuka	TB	870	58	15.0	77t	6
16	*McMillan	CAR	851	59	14.4	43t	6
17	A. Brown	PHI	840	64	13.1	45	7
18	Waddle	MIA	838	59	14.2	46t	6
19	Jefferson	MIN	832	66	12.6	50	2
20	McCaffrey (RB)	SF	820	86	9.5	39	5
21	D. London	ATL	810	60	13.5	43	6
22	Metcalf	PIT	808	55	14.7	80t	6
23t	Kelce (TE)	KC	797	67	11.9	44	5
23t	Pitts (TE)	ATL	797	73	10.9	36	4
25	Adams	LAR	789	60	13.2	44t	14
26	Pierce	IND	785	39	20.1	50	2
27	Mi. Wilson	ARI	766	66	11.6	50	4
28	Diggs	NE	731	67	10.9	33	3
29	Pittman	IND	725	72	10.1	27t	7
30	*Warren (TE)	IND	718	63	11.4	41	4
31	McConkey	LAC	715	61	11.7	58	5
32	Meyers	LV-JAX	707	60	11.8	50	3
33	B. Robinson (RB)	ATL	684	64	10.7	69	2
34	Allen	LAC	680	68	10.0	31	4
35	Shaheed	NO-SEA	677	57	11.9	87t	2
36t	*Fannin (TE)	CLE	667	66	10.1	35	4
36t	Higgins	CIN	667	46	14.5	44t	9
38	Odunze	CHI	661	44	15.0	37	6
39t	Schultz (TE)	HOU	650	70	9.3	47	2
39t	Shakir	BUF	650	62	10.5	54t	4
41	Bowers (TE)	LV	647	59	11.0	38	6
42	Johnson (TE)	NO	644	62	10.4	52	3
43	Henry (TE)	NE	628	46	13.7	36	5
44	Franklin	DEN	626	57	11.0	42	6
45	Samuel	WAS	604	65	9.3	38	5
46	*Gadsden (TE)	LAC	602	43	14.0	53	2
47	B. Thomas	JAX	601	39	15.4	46	2
48	Harrison	ARI	594	40	14.8	45	4
49	Doubs	GB	578	47	12.3	48	5
50	Addison	MIN	576	39	14.8	81	3

©2000-2025 Elias Sports Bureau, Inc. All Rights Reserved.

2025 NATIONAL FOOTBALL LEAGUE

NFL THIRD-DOWN RECEIVING LEADERS

RANK	PLAYER	TEAM	REC	YDS	AVG	LONG	TD
1	Allen	LAC	28	299	10.7	31	1
2t	D. Smith	PHI	24	379	15.8	52	0
2t	Sutton	DEN	24	367	15.3	34	2
4t	Olave	NO	23	270	11.7	62t	4
4t	Pitts (TE)	ATL	23	229	10.0	26	1
6t	Chase	CIN	22	272	12.4	64t	2
6t	Robinson	NYG	22	268	12.2	50	1
6t	St. Brown	DET	22	196	8.9	25	6
9t	McCaffrey (RB)	SF	21	235	11.2	29	2
9t	Schultz (TE)	HOU	21	209	10.0	20	2
11t	Pickens	DAL	20	322	16.1	45	1
11t	Smith-Njigba	SEA	20	317	15.9	63t	2
11t	A. Brown	PHI	20	295	14.8	45	2
11t	Nacua	LAR	20	264	13.2	31	0
11t	Meyers	LV-JAX	20	198	9.9	25	2
11t	Gainwell (RB)	PIT	20	115	5.8	20	0
17	McBride (TE)	ARI	19	217	11.4	26	3
18t	Lamb	DAL	18	268	14.9	48	1
18t	Mi. Wilson	ARI	18	197	10.9	34	1
18t	Downs	IND	18	193	10.7	34	2
18t	Diggs	NE	18	184	10.2	24	1
18t	*McMillan	CAR	18	184	10.2	29	1
18t	Ferguson (TE)	DAL	18	137	7.6	19	0
24t	J. Williams	DET	17	315	18.5	44t	4
24t	T. Johnson (TE)	NYG	17	260	15.3	41t	2
24t	Jennings	SF	17	235	13.8	42t	4
24t	Johnson (TE)	NO	17	228	13.4	52	2
24t	Shakir	BUF	17	153	9.0	44	0
24t	Pittman	IND	17	143	8.4	14	0
30t	Odunze	CHI	16	265	16.6	37	3
30t	*Fannin (TE)	CLE	16	175	10.9	24	0
30t	Collins	HOU	16	171	10.7	21	2
33t	Higgins	CIN	15	222	14.8	42t	2
33t	Flowers	BAL	15	213	14.2	39	0
33t	*Loveland (TE)	CHI	15	164	10.9	24	3
33t	Zaccheaus	CHI	15	123	8.2	14	0
37	Henry (TE)	NE	14	156	11.1	18	0
38t	*Egbuka	TB	13	232	17.8	57	3
38t	Jefferson	MIN	13	186	14.3	38	1
38t	Adams	LAR	13	183	14.1	29	2
38t	Jeudy	CLE	13	159	12.2	26	0
38t	Kittle (TE)	SF	13	108	8.3	17t	5
38t	Gibbs (RB)	DET	13	104	8.0	33	0
38t	Shepard	TB	13	98	7.5	16	0
45t	Watson	GB	12	233	19.4	52	3
45t	Waddle	MIA	12	168	14.0	45	0
45t	Pearsall	SF	12	164	13.7	31	0
45t	McConkey	LAC	12	157	13.1	58	2
45t	Mims	DEN	12	134	11.2	31	0
45t	Lockett	TEN-LV	12	123	10.3	33	0
45t	*Dike	TEN	12	120	10.0	25	1
45t	M. Washington	MIA	12	111	9.3	19	0
45t	B. Robinson (RB)	ATL	12	107	8.9	25	0
45t	Barner (TE)	SEA	12	99	8.3	19	1

©2000-2025 Elias Sports Bureau, Inc. All Rights Reserved.

2025 NATIONAL FOOTBALL LEAGUE

NFL LEADING SCORERS (NON-KICKING)

RANK	PLAYER	TEAM	POS	TOUCHDOWNS					X2	PTS
				TOTAL	RUSH	REC	RET	KOREC		
1	Taylor	IND	RB	18	16	2	0	0	1	110
2	Gibbs	DET	RB	16	13	3	0	0	0	96
3t	Adams	LAR	WR	14	0	14	0	0	0	84
3t	Jacobs	GB	RB	14	13	1	0	0	0	84
3t	McCaffrey	SF	RB	14	9	5	0	0	0	84
6	K. Williams	LAR	RB	13	10	3	0	0	0	78
7t	Allen	BUF	QB	12	12	0	0	0	0	72
7t	Cook	BUF	RB	12	10	2	0	0	0	72
7t	Etienne	JAX	RB	12	7	5	0	0	0	72
7t	J. Williams	DAL	RB	12	10	2	0	0	0	72
11t	Achane	MIA	RB	11	7	4	0	0	0	66
11t	St. Brown	DET	WR	11	0	11	0	0	0	66
13t	*Harvey	DEN	RB	10	6	4	0	0	0	60
13t	Henry	BAL	RB	10	10	0	0	0	0	60
13t	McBride	ARI	TE	10	0	10	0	0	0	60
16	Higgins	CIN	WR	9	0	9	0	0	1	56
17t	Goedert	PHI	TE	9	0	9	0	0	0	54
17t	Hunt	KC	RB	9	8	1	0	0	0	54
17t	Smith-Njigba	SEA	WR	9	0	9	0	0	0	54
20t	Montgomery	DET	RB	8	8	0	0	0	1	50
20t	Pickens	DAL	WR	8	0	8	0	0	1	50
20t	B. Robinson	ATL	RB	8	6	2	0	0	1	50
23t	Allgeier	ATL	RB	8	8	0	0	0	0	48
23t	Barkley	PHI	RB	8	6	2	0	0	0	48
23t	Charbonnet	SEA	RB	8	8	0	0	0	0	48
23t	*Henderson	NE	RB	8	7	1	0	0	0	48
23t	Hurts	PHI	QB	8	8	0	0	0	0	48
23t	*Jeanty	LV	RB	8	4	4	0	0	0	48
23t	Swift	CHI	RB	8	7	1	0	0	0	48
30t	Collins	HOU	WR	7	1	6	0	0	1	44
30t	Ferguson	DAL	TE	7	0	7	0	0	1	44
30t	Jennings	SF	WR	7	0	7	0	0	1	44
30t	*Judkins	CLE	RB	7	7	0	0	0	1	44
30t	Pittman	IND	WR	7	0	7	0	0	1	44
30t	*Skattebo	NYG	RB	7	5	2	0	0	1	44
36t	A. Brown	PHI	WR	7	0	7	0	0	0	42
36t	*Dart	NYG	QB	7	7	0	0	0	0	42
36t	Dowdle	CAR	RB	7	6	1	0	0	0	42
36t	Franklin	DEN	WR	6	0	6	0	0	3	42
36t	Johnston	LAC	WR	7	0	7	0	0	0	42
36t	Metcalf	PIT	WR	7	1	6	0	0	0	42
36t	Nacua	LAR	WR	7	1	6	0	0	0	42
36t	Tucker	TB	RB	7	6	1	0	0	0	42
36t	J. Williams	DET	WR	7	0	7	0	0	0	42
45t	Bowers	LV	TE	6	0	6	0	0	1	38
45t	*Egbuka	TB	WR	6	0	6	0	0	1	38

©2000-2025 Elias Sports Bureau Inc. All Rights Reserved.

2025 NATIONAL FOOTBALL LEAGUE

NFL LEADING SCORERS (NON-KICKING)

RANK	PLAYER	TEAM	POS	TOUCHDOWNS					X2	PTS
				TOTAL	RUSH	REC	RET	KOREC		
45t	Lawrence	JAX	QB	6	6	0	0	0	1	38
45t	D. London	ATL	WR	6	0	6	0	0	1	38
45t	Rice	KC	WR	6	1	5	0	0	1	38
45t	Sutton	DEN	WR	6	0	6	0	0	1	38

©2000-2025 Elias Sports Bureau Inc. All Rights Reserved.

2025 NATIONAL FOOTBALL LEAGUE

NFL LEADING SCORERS (KICKING)

RANK	PLAYER	TEAM	PAT	FG	FG%	LONG	PTS
1	Myers	SEA	42/42	37/42	88.1%	57	153
2	Aubrey	DAL	40/41	31/35	88.6%	64	133
3	Dicker	LAC	29/29	34/36	94.4%	59	131
4	Fairbairn	HOU	22/22	33/37	89.2%	57	121
5t	Bates	DET	49/51	21/27	77.8%	59	112
5t	*Borregales	NE	40/42	24/27	88.9%	53	112
7	*Loop	BAL	33/35	26/28	92.9%	52	111
8	C. Little	JAX	39/40	23/27	85.2%	68	108
9	McLaughlin	TB	27/28	26/30	86.7%	65	105
10	Butker	KC	30/34	24/28	85.7%	59	102
11t	Boswell	PIT	37/37	21/24	87.5%	60	100
11t	McPherson	CIN	31/31	23/26	88.5%	63	100
11t	Patterson	MIA	28/29	24/26	92.3%	54	100
14	Reichard	MIN	27/27	24/26	92.3%	62	99
15t	Pineiro	SF	22/26	25/25	100.0%	59	97
15t	Prater	BUF	43/46	18/20	90.0%	52	97
17t	Folk	NYJ	21/21	25/26	96.2%	58	96
17t	Santos	CHI	33/33	21/26	80.8%	54	96
19	Lutz	DEN	34/34	20/23	87.0%	57	94
20	Slye	TEN	20/21	23/29	79.3%	57	89
21	Ryland	ARI	31/31	19/25	76.0%	57	88
22t	Elliott	PHI	35/36	17/22	77.3%	58	86
22t	Grupe	NO-IND	17/17	23/31	74.2%	60	86
24	McManus	GB	28/29	19/25	76.0%	56	85
25	*Fitzgerald	CAR	22/25	20/23	87.0%	57	82
26	Gay	WAS-SF	26/26	17/23	73.9%	56	77
27	Szmyt	CLE	20/21	18/21	85.7%	55	74
28	Carlson	LV	17/18	17/22	77.3%	54	68
29t	Karty	LAR	23/26	10/15	66.7%	51	53
29t	Shrader	IND	14/14	13/14	92.9%	52	53
31	Moody	SF-CHI-WAS	9/10	14/17	82.4%	48	51
32	Badgley	IND	18/21	10/11	90.9%	53	48
33	Romo	ATL	12/13	11/14	78.6%	54	45
34	Gonzalez	ATL	11/11	11/13	84.6%	56	44
35	Mevis	NYJ-LAR	28/28	5/5	100.0%	52	43
36	Gano	NYG	9/9	9/10	90.0%	55	36
37	Koo	ATL-NYG	13/14	6/9	66.7%	44	31
38t	Havrisik	GB	7/9	4/4	100.0%	61	19
38t	Wright	TEN-WAS-HOU	4/4	5/5	100.0%	46	19
40	Smyth	NO	5/5	4/5	80.0%	56	17
41	McAtamney	NYG	9/12	2/2	100.0%	31	15
42	Gillan	NYG	0/1	0/0	---	---	0

©2000-2025 Elias Sports Bureau Inc. All Rights Reserved.

2025 NATIONAL FOOTBALL LEAGUE

NFL TOUCHBACKS ON KICKOFFS

RANK	PLAYER	TEAM	TB
1	Evans	LAR	33
2	C. Little	JAX	26
3t	Lutz	DEN	16
3t	Myers	SEA	16
5	Aubrey	DAL	15
6t	Borregales	NE	14
6t	Fairbairn	HOU	14
6t	Santos	CHI	14
6t	Slye	TEN	14
10t	Dicker	LAC	13
10t	Gay	WAS-SF	13
10t	McManus	GB	13
10t	Ryland	ARI	13
14	Bates	DET	12
15t	Butker	KC	11
15t	Karty	LAR	11
15t	Patterson	MIA	11
15t	Reichard	MIN	11
19t	Pinion	ATL	10
19t	Prater	BUF	10
19t	Szmyt	CLE	10
22t	Elliott	PHI	9
22t	Fitzgerald	CAR	9
22t	Grupe	NO-IND	9
22t	McLaughlin	TB	9
22t	McPherson	CIN	9
22t	Pineiro	SF	9
28t	Loop	BAL	7
28t	Moody	SF-CHI-WAS	7
30t	Folk	NYJ	6
30t	Gonzalez	ATL	6
32t	Carlson	LV	5
32t	Havrisik	GB	5
34t	Boswell	PIT	4
34t	Gillan	NYG	4
34t	Smyth	NO	4
37t	Koo	ATL-NYG	3
37t	McNamara	NYJ	3
39t	McAtamney	NYG	2
39t	Mevis	NYJ-LAR	2
39t	Sanchez	IND	2
39t	Shrader	IND	2
39t	Wright	TEN-WAS-HOU	2
44t	Badgley	IND	1
44t	Morstead	SF	1

©2000-2025 Elias Sports Bureau, Inc. All Rights Reserved.

2025 NATIONAL FOOTBALL LEAGUE

NFL MOST YARDS FROM SCRIMMAGE

				TOTAL			RUSHING			RECEIVING		
RANK	PLAYER	TEAM	POS	YDS	PLAYS	AVG	YDS	ATT	AVG	YDS	ATT	AVG
1	B. Robinson	ATL	RB	1858	298	6.2	1174	234	5.0	684	64	10.7
2	Taylor	IND	RB	1761	310	5.7	1443	272	5.3	318	38	8.4
3	McCaffrey	SF	RB	1742	345	5.0	922	259	3.6	820	86	9.5
4	Cook	BUF	RB	1686	302	5.6	1415	271	5.2	271	31	8.7
5	Achane	MIA	RB	1636	266	6.2	1186	205	5.8	450	61	7.4
6	Gibbs	DET	RB	1594	262	6.1	1100	200	5.5	494	62	8.0
7	Smith-Njigba	SEA	WR	1577	103	15.3	36	7	5.1	1541	96	16.1
8	Nacua	LAR	WR	1448	110	13.2	81	8	10.1	1367	102	13.4
9	Henry	BAL	RB	1275	248	5.1	1125	233	4.8	150	15	10.0
10	J. Williams	DAL	RB	1241	263	4.7	1113	230	4.8	128	33	3.9
11t	Dowdle	CAR	RB	1237	238	5.2	978	208	4.7	259	30	8.6
11t	K. Williams	LAR	RB	1237	238	5.2	1030	211	4.9	207	27	7.7
13	Hall	NYJ	RB	1223	245	5.0	900	213	4.2	323	32	10.1
14	Barkley	PHI	RB	1213	277	4.4	940	240	3.9	273	37	7.4
15	Pickens	DAL	WR	1212	81	15.0	0	0	---	1212	81	15.0
16	Etienne	JAX	RB	1203	242	5.0	949	213	4.5	254	29	8.8
17	Swift	CHI	RB	1189	220	5.4	935	191	4.9	254	29	8.8
18	Chase	CIN	WR	1161	104	11.2	14	3	4.7	1147	101	11.4
19	Jacobs	GB	RB	1160	251	4.6	890	218	4.1	270	33	8.2
20	St. Brown	DET	WR	1149	97	11.8	9	3	3.0	1140	94	12.1
21	C. Brown	CIN	RB	1116	243	4.6	780	185	4.2	336	58	5.8
22	McBride	ARI	TE	1071	105	10.2	0	0	---	1071	105	10.2
23	Pollard	TEN	RB	1026	217	4.7	847	189	4.5	179	28	6.4
24	Collins	HOU	WR	1016	66	15.4	15	2	7.5	1001	64	15.6
25	Flowers	BAL	WR	1003	80	12.5	44	9	4.9	959	71	13.5
26	*Henderson	NE	RB	985	177	5.6	773	143	5.4	212	34	6.2
27	Lamb	DAL	WR	978	64	15.3	2	1	2.0	976	63	15.5
28	J. Warren	PIT	RB	977	204	4.8	685	171	4.0	292	33	8.8
29	*Jeanty	LV	RB	966	249	3.9	700	200	3.5	266	49	5.4
30	Walker	SEA	RB	955	201	4.8	779	179	4.4	176	22	8.0
31	J. Williams	DET	WR	948	58	16.3	12	6	2.0	936	52	18.0
32	*Judkins	CLE	RB	947	243	3.9	805	222	3.6	142	21	6.8
33	Olave	NO	WR	893	83	10.8	-3	1	-3.0	896	82	10.9
34	D. Smith	PHI	WR	889	66	13.5	0	0	---	889	66	13.5
35	Sutton	DEN	WR	886	63	14.1	0	0	---	886	63	14.1
36	Robinson	NYG	WR	884	80	11.1	2	2	1.0	882	78	11.3
37	*Egbuka	TB	WR	879	60	14.7	9	2	4.5	870	58	15.0
38	Waddle	MIA	WR	859	60	14.3	21	1	21.0	838	59	14.2
39	*McMillan	CAR	WR	851	59	14.4	0	0	---	851	59	14.4
40	A. Brown	PHI	WR	840	64	13.1	0	0	---	840	64	13.1
41	Jefferson	MIN	WR	836	67	12.5	4	1	4.0	832	66	12.6
42	Metcalf	PIT	WR	820	57	14.4	12	2	6.0	808	55	14.7
43	D. London	ATL	WR	810	60	13.5	0	0	---	810	60	13.5
44	Dobbins	DEN	RB	809	164	4.9	772	153	5.0	37	11	3.4
45	Montgomery	DET	RB	799	157	5.1	635	136	4.7	164	21	7.8
46	Kelce	KC	TE	798	68	11.7	1	1	1.0	797	67	11.9
47	Pitts	ATL	TE	797	73	10.9	0	0	---	797	73	10.9
48	Adams	LAR	WR	789	60	13.2	0	0	---	789	60	13.2
49	*Marks	HOU	RB	788	188	4.2	584	167	3.5	204	21	9.7
50	Pierce	IND	WR	785	39	20.1	0	0	---	785	39	20.1

©2000-2025 Elias Sports Bureau, Inc. All Rights Reserved.

2025 NATIONAL FOOTBALL LEAGUE

NFL LEADERS IN FIRST DOWNS

RANK	PLAYER	TEAM	POS	TOTAL	RUSH	REC
1	McCaffrey	SF	RB	99	56	43
2	Taylor	IND	RB	86	73	13
3	B. Robinson	ATL	RB	81	53	28
4	K. Williams	LAR	RB	73	64	9
5t	Achane	MIA	RB	72	50	22
5t	Gibbs	DET	RB	72	50	22
7t	Cook	BUF	RB	69	59	10
7t	Nacua	LAR	WR	69	3	66
7t	J. Williams	DAL	RB	69	62	7
10	Smith-Njigba	SEA	WR	68	2	66
11t	Pickens	DAL	WR	64	0	64
11t	Swift	CHI	RB	64	54	10
13	Jacobs	GB	RB	61	53	8
14	Dowdle	CAR	RB	60	47	13
15t	Hall	NYJ	RB	59	48	11
15t	Henry	BAL	RB	59	55	4
17t	Hunt	KC	RB	57	49	8
17t	McBride	ARI	TE	57	0	57
17t	St. Brown	DET	WR	57	1	56
20t	C. Brown	CIN	RB	56	43	13
20t	Chase	CIN	WR	56	0	56
22t	*Judkins	CLE	RB	53	48	5
22t	J. Warren	PIT	RB	53	41	12
24	Etienne	JAX	RB	52	41	11
25	Adams	LAR	WR	51	0	51
26	Barkley	PHI	RB	48	37	11
27t	*McMillan	CAR	WR	47	0	47
27t	Pollard	TEN	RB	47	38	9
29t	*Jeanty	LV	RB	45	34	11
29t	Waddle	MIA	WR	45	1	44
29t	Walker	SEA	RB	45	37	8
32t	Gainwell	PIT	RB	44	29	15
32t	*Henderson	NE	RB	44	37	7
32t	Montgomery	DET	RB	44	35	9
32t	Pittman	IND	WR	44	0	44
32t	Sutton	DEN	WR	44	0	44
32t	White	TB	RB	44	36	8
38	Collins	HOU	WR	43	1	42
39t	Allen	LAC	WR	42	0	42
39t	Kelce	KC	TE	42	0	42
41t	Allen	BUF	QB	41	41	0
41t	Olave	NO	WR	41	0	41
41t	J. Williams	DET	WR	41	0	41
41t	Mi. Wilson	ARI	WR	41	0	41
45t	Flowers	BAL	WR	40	2	38
45t	Mason	MIN	RB	40	39	1
47t	D. London	ATL	WR	39	0	39
47t	*Monangai	CHI	RB	39	34	5
47t	Pitts	ATL	TE	39	0	39
47t	Tracy	NYG	RB	39	29	10

©2000-2025 Elias Sports Bureau, Inc. All Rights Reserved.

2025 NATIONAL FOOTBALL LEAGUE

NFL PUNTING YARDS LEADERS

RANK	PLAYER	TEAM	POS	PUNTS	YARDS	LONG	AVG	TB	BLK	DWN	OB	RETURNS TOT	RETURNS YDS	IN20	NET AVG
1	Rehkow	CIN	P	54	2770	70	51.3	11	0	7	4	25	266	19	42.3
2	Whelan	GB	P	41	2102	72	51.3	7	0	2	5	19	217	13	42.6
3	Stout	BAL	P	46	2340	74	50.9	6	0	7	7	21	148	19	45.0
4	Mann	PHI	P	60	3001	70	50.0	7	0	5	9	29	299	16	42.7
5	Dickson	SEA	P	44	2184	60	49.6	3	0	7	4	18	264	16	42.3
6	Wright	MIN	P	53	2601	77	49.1	1	0	4	6	21	195	21	45.0
7	Sanchez	IND	P	36	1763	59	49.0	3	0	2	4	14	96	19	44.6
8	Scott	LAC	P	45	2188	60	48.6	3	0	6	3	18	265	17	41.4
9	Bailey	MIA	P	48	2323	64	48.4	2	0	6	3	22	206	18	43.3
10	Anger	DAL	P	37	1789	62	48.4	0	0	1	1	23	219	13	42.4
11	Taylor	CHI	P	50	2392	69	47.8	6	0	7	9	21	263	18	40.2
12	*Crawshaw	DEN	P	64	3051	76	47.7	7	0	2	10	25	240	27	41.7
13	Way	WAS	P	45	2142	64	47.6	3	0	7	0	22	83	23	44.4
14	Cole	LV	P	55	2608	64	47.4	4	2	3	13	25	350	18	38.2
15	Martin	CAR	P	47	2226	68	47.4	2	0	6	6	22	293	22	40.3
16	Townsend	HOU	P	59	2793	73	47.3	5	0	9	8	26	277	23	40.9
17	Baringer	NE	P	45	2119	73	47.1	4	0	3	5	20	252	18	39.7
18	McNamara	NYJ	P	59	2777	72	47.1	6	0	15	1	18	121	25	43.0
19	Cooke	JAX	P	49	2301	63	47.0	4	0	4	9	23	155	16	42.2
20	Araiza	KC	P	42	1966	69	46.8	1	0	8	5	15	235	20	40.7
21	Hekker	TEN	P	67	3116	65	46.5	6	0	6	5	32	307	18	40.1
22	Evans	LAR	P	42	1953	68	46.5	4	0	4	9	18	251	18	38.6
23	Waitman	PIT	P	51	2351	67	46.1	3	0	7	3	22	159	19	41.8
24	Fox	DET	P	48	2200	66	45.8	1	0	4	1	20	149	25	42.3
25	*Kroeger	NO	P	48	2166	61	45.1	4	1	7	5	21	235	17	37.8
26	Bojorquez	CLE	P	80	3609	67	45.1	11	2	8	12	34	468	21	35.6
27	Dixon	TB	P	54	2425	62	44.9	4	2	8	4	19	169	23	38.9
28	Gillan	NYG	P	49	2182	69	44.5	4	0	3	5	21	264	15	37.5
29	Pinion	ATL	P	55	2414	61	43.9	3	0	5	8	24	180	29	39.5
30	Morstead	SF	P	38	1657	55	43.6	1	0	4	1	20	251	19	36.5

©2000-2025 Elias Sports Bureau, Inc. All Rights Reserved.

2025 NATIONAL FOOTBALL LEAGUE

NFL NET PUNTING YARDS LEADERS

RANK	PLAYER	TEAM	POS	PUNTS	YARDS	LONG	AVG	TB	BLK	DWN	OB	RETURNS TOT	RETURNS YDS	IN20	NET AVG
1	Stout	BAL	P	46	2340	74	50.9	6	0	7	7	21	148	19	45.0
2	Wright	MIN	P	53	2601	77	49.1	1	0	4	6	21	195	21	45.0
3	Sanchez	IND	P	36	1763	59	49.0	3	0	2	4	14	96	19	44.6
4	Way	WAS	P	45	2142	64	47.6	3	0	7	0	22	83	23	44.4
5	Bailey	MIA	P	48	2323	64	48.4	2	0	6	3	22	206	18	43.3
6	McNamara	NYJ	P	59	2777	72	47.1	6	0	15	1	18	121	25	43.0
7	Mann	PHI	P	60	3001	70	50.0	7	0	5	9	29	299	16	42.7
8	Whelan	GB	P	41	2102	72	51.3	7	0	2	5	19	217	13	42.6
9	Anger	DAL	P	37	1789	62	48.4	0	0	1	1	23	219	13	42.4
10	Fox	DET	P	48	2200	66	45.8	1	0	4	1	20	149	25	42.3
11	Rehkow	CIN	P	54	2770	70	51.3	11	0	7	4	25	266	19	42.3
12	Dickson	SEA	P	44	2184	60	49.6	3	0	7	4	18	264	16	42.3
13	Cooke	JAX	P	49	2301	63	47.0	4	0	4	9	23	155	16	42.2
14	Waitman	PIT	P	51	2351	67	46.1	3	0	7	3	22	159	19	41.8
15	*Crawshaw	DEN	P	64	3051	76	47.7	7	0	2	10	25	240	27	41.7
16	Scott	LAC	P	45	2188	60	48.6	3	0	6	3	18	265	17	41.4
17	Townsend	HOU	P	59	2793	73	47.3	5	0	9	8	26	277	23	40.9
18	Araiza	KC	P	42	1966	69	46.8	1	0	8	5	15	235	20	40.7
19	Martin	CAR	P	47	2226	68	47.4	2	0	6	6	22	293	22	40.3
20	Taylor	CHI	P	50	2392	69	47.8	6	0	7	9	21	263	18	40.2
21	Hekker	TEN	P	67	3116	65	46.5	6	0	6	5	32	307	18	40.1
22	Baringer	NE	P	45	2119	73	47.1	4	0	3	5	20	252	18	39.7
23	Pinion	ATL	P	55	2414	61	43.9	3	0	5	8	24	180	29	39.5
24	Dixon	TB	P	54	2425	62	44.9	4	2	8	4	19	169	23	38.9
25	Evans	LAR	P	42	1953	68	46.5	4	0	4	9	18	251	18	38.6
26	Cole	LV	P	55	2608	64	47.4	4	2	3	13	25	350	18	38.2
27	*Kroeger	NO	P	48	2166	61	45.1	4	1	7	5	21	235	17	37.8
28	Gillan	NYG	P	49	2182	69	44.5	4	0	3	5	21	264	15	37.5
29	Morstead	SF	P	38	1657	55	43.6	1	0	4	1	20	251	19	36.5
30	Bojorquez	CLE	P	80	3609	67	45.1	11	2	8	12	34	468	21	35.6

©2000-2025 Elias Sports Bureau, Inc. All Rights Reserved.

2025 NATIONAL FOOTBALL LEAGUE

NFL PUNT RETURN LEADERS

RANK	PLAYER	TEAM	POS	RET	FC	YDS	AVG	LONG	TD
1	*Dike	TEN	WR	18	23	359	19.9	90t	2
2	M. Jones	NE	CB	21	16	363	17.3	94t	2
3	Washington	JAX	WR	19	9	323	17.0	87t	2
4	Mims	DEN	WR	24	17	394	16.4	70	1
5	*Lane	WAS	WR	22	9	314	14.3	90t	2
6	I. Williams	CIN-NYJ	WR	28	10	396	14.1	78t	2
7	M. Washington	MIA	WR	19	8	258	13.6	74t	1
8	Shaheed	NO-SEA	WR	19	21	238	12.5	40	0
9	Moore	SF	WR	22	5	272	12.4	66	0
10	*Noel	HOU	WR	27	14	306	11.3	53	0
11	K. Johnson	TB	WR	23	11	257	11.2	54	0
12	Duvernay	CHI	WR	20	13	216	10.8	22	0
13	*Price	MIN	WR	29	11	286	9.9	43	0
14	Olszewski	NYG	WR	19	12	166	8.7	21	0
15	X. Smith	LAR	WR	22	14	188	8.5	21	0
16	Raymond	DET	WR	21	12	161	7.7	65t	1
17	*Larvadain	CLE	WR	21	13	159	7.6	44	0
18	Remigio	KC	WR	23	10	160	7.0	25	0

©2000-2025 Elias Sports Bureau, Inc. All Rights Reserved.

2025 NATIONAL FOOTBALL LEAGUE

NFL KICKOFF RETURN LEADERS

RANK	PLAYER	TEAM	POS	RET	YDS	AVG	LONG	TD
1	R. Davis	BUF	RB	23	745	32.4	97t	1
2	I. Williams	CIN-NYJ	WR	22	653	29.7	83	0
3	McCaffrey	WAS	WR	26	769	29.6	58	0
4	Mostert	LV	RB	21	620	29.5	54	0
5	*Noel	HOU	WR	17	495	29.1	69	0
6	*Tuten	JAX	RB	19	539	28.4	54	0
7	Moore	SF	WR	25	703	28.1	98	0
8	Shipley	PHI	RB	22	607	27.6	41	0
9	Saylors	DET	RB	31	840	27.1	39	0
10	Mims	DEN	WR	22	589	26.8	46	0
11	Olszewski	NYG	WR	23	611	26.6	37	0
12	Mitchell	BAL	RB	20	531	26.6	39	0
13	Duvernay	CHI	WR	35	929	26.5	56	0
14	Thornton	KC	WR	18	475	26.4	34	0
15	Laube	LV	RB	28	736	26.3	38	0
16	Turpin	DAL	WR	51	1336	26.2	45	0
17	Dortch	ARI	WR	31	811	26.2	39	0
18	M. Washington	MIA	WR	28	732	26.1	45	0
19	*Price	MIN	WR	54	1405	26.0	61	0
20	Gould	IND	WR	25	647	25.9	39	0
21	Remigio	KC	WR	25	646	25.8	47	0
22	Jones	CIN	WR	42	1084	25.8	98t	1
23	Davis	LAC	WR	18	464	25.8	30	0
24	*Dike	TEN	WR	55	1413	25.7	71	0
25t	Eskridge	MIA	WR	25	640	25.6	54	0
25t	*S. Williams	GB	WR	25	640	25.6	36	0
27	*Allen	JAX	RB	19	486	25.6	50	0
28	Ali	BAL	RB	27	683	25.3	43	0
29	Perine	CIN	RB	17	430	25.3	38	0
30	Agnew	ATL	WR	30	741	24.7	45	0
31	K. Johnson	TB	WR	21	509	24.2	33	0
32	Gainwell	PIT	RB	22	529	24.0	36	0
33	Tucker	TB	RB	21	504	24.0	35	0
34	*Etienne	CAR	RB	27	642	23.8	45	0
35	*Williams	PIT	WR	18	425	23.6	37	0
36	Corley	CLE	WR	17	385	22.6	33	0

©2000-2025 Elias Sports Bureau, Inc. All Rights Reserved.

2025 NATIONAL FOOTBALL LEAGUE

NFL INTERCEPTION LEADERS

RANK	PLAYER	TEAM	POS	INT	YARDS	AVG	LONG	TD
1	Byard	CHI	FS	6	70	11.7	35	0
2t	Ja. Horn	CAR	CB	5	46	9.2	22	0
2t	E. Jones	SEA	LB	5	150	30.0	85t	1
2t	Lloyd	JAX	LB	5	135	27.0	99t	1
2t	N. Wright	CHI	CB	5	118	23.6	74t	1
6t	Battle	CIN	SAF	4	6	1.5	4	0
6t	Bryant	SEA	SAF	4	43	10.8	28	0
6t	Bullock	HOU	SAF	4	40	10.0	29	0
6t	Edmunds	CHI	MLB	4	10	2.5	10	0
6t	D. Jackson	LAC	CB	4	27	6.8	21	0
6t	Jefferson	LAC	SS	4	5	1.3	3	0
6t	Lassiter	HOU	CB	4	0	0.0	0	0
6t	Pitre	HOU	SAF	4	18	4.5	12	0
6t	Sainristil	WAS	CB	4	78	19.5	55	0
15t	Barton	TEN	LB	3	25	8.3	24t	1
15t	Bishop	BUF	SAF	3	16	5.3	12	0
15t	Bynum	IND	SAF	3	14	4.7	14	0
15t	Dean	TB	CB	3	74	24.7	55t	1
15t	Durant	LAR	CB	3	60	20.0	50t	1
15t	Forbes	LAR	CB	3	43	14.3	31	0
15t	M. Jackson	CAR	CB	3	102	34.0	54	1
15t	An. Johnson	JAX	SAF	3	49	16.3	44	0
15t	M. Jones	NE	CB	3	65	21.7	33t	1
15t	Joseph	DET	SAF	3	1	0.3	1	0
15t	Kelly	LV	CB	3	26	8.7	26	0
15t	Latu	IND	DE	3	9	3.0	6	0
15t	McKinstry	NO	CB	3	0	0.0	0	0
15t	Stingley	HOU	CB	3	37	12.3	20	0
15t	*Watts	ATL	SAF	3	0	0.0	0	0
15t	Wiggins	BAL	CB	3	84	28.0	61	0
15t	E. Williams	GB	SAF	3	0	0.0	0	0
32t	Alford	ATL	CB	2	0	0.0	0	0
32t	Bates	ATL	FS	2	20	10.0	17	0
32t	Baun	PHI	LB	2	0	0.0	0	0
32t	Benford	BUF	CB	2	63	31.5	63t	1
32t	Blackmon	IND	CB	2	41	20.5	32	0
32t	Brown	SF	SAF	2	4	2.0	4	0
32t	M. Brown	JAX	CB	2	0	0.0	0	0
32t	*Burke	ARI	CB	2	4	2.0	4	0
32t	Bush	CLE	LB	2	67	33.5	44	1
32t	Curl	LAR	SAF	2	0	0.0	0	0
32t	Douglas	MIA	CB	2	43	21.5	38	0
32t	Echols	PIT	CB	2	0	0.0	0	0
32t	Epenesa	BUF	DE	2	25	12.5	24	0
32t	Gardner-Johnson	HOU-BAL-CHI	SAF	2	60	30.0	32	0
32t	*Hairston	BUF	CB	2	1	0.5	1	0
32t	Hawkins	NE	SAF	2	1	0.5	1	0
32t	Henley	LAC	LB	2	8	4.0	8	0
32t	Hickman	CLE	SAF	2	31	15.5	16	0
32t	Humphrey	BAL	CB	2	48	24.0	27	0
32t	Hunt	PHI	LB	2	53	26.5	42t	1
32t	D. James	LAC	FS	2	21	10.5	21	0
32t	Kendrick	SEA-LAR	CB	2	0	0.0	0	0
32t	Kinchens	LAR	SAF	2	53	26.5	31	0
32t	*Knight	CIN	LB	2	39	19.5	39	0

©2000-2025 Elias Sports Bureau, Inc. All Rights Reserved.

2025 NATIONAL FOOTBALL LEAGUE

NFL INTERCEPTION LEADERS

RANK	PLAYER	TEAM	POS	INT	YARDS	AVG	LONG	TD
32t	Lenoir	SF	CB	2	90	45.0	64	0
32t	Lewis	JAX	CB	2	6	3.0	6	0
32t	McKinney	GB	SAF	2	0	0.0	0	0
32t	Metellus	MIN	SAF	2	0	0.0	0	0
32t	*Mickens	LAC	SAF	2	25	12.5	15	0
32t	*Mukuba	PHI	SAF	2	41	20.5	41	0
32t	Phillips	NYG	CB	2	56	28.0	56	0
32t	Pola-Mao	LV	SAF	2	0	0.0	0	0
32t	Reed	DET	CB	2	34	17.0	34	0
32t	*Schwesinger	CLE	LB	2	16	8.0	9	0
32t	Spillane	NE	LB	2	70	35.0	37	0
32t	*Starks	BAL	SAF	2	9	4.5	9	0
32t	Stone	CIN	SAF	2	57	28.5	32t	1
32t	Taylor	NO	CB	2	21	10.5	11	0
32t	Taylor-Demerson	ARI	SAF	2	18	9.0	18	0
32t	Tillman	DEN	LB	2	59	29.5	36	0
32t	Turner	CIN	CB	2	7	3.5	7	0
32t	Wagner	WAS	MLB	2	7	3.5	6	0
32t	J. Watson	KC	CB	2	14	7.0	14	0
32t	D. Wilson	DAL	SAF	2	21	10.5	21	0
32t	Winfield	TB	SAF	2	5	2.5	5	0
32t	Woods	TEN	FS	2	51	25.5	35	0

©2000-2025 Elias Sports Bureau, Inc. All Rights Reserved.

2025 NATIONAL FOOTBALL LEAGUE

NFL SACK LEADERS

RANK	PLAYER	TEAM	POS	SACKS
1	Garrett	CLE	DE	21.5
2	Burns	NYG	LB	13.0
3t	Bonitto	DEN	LB	12.5
3t	Parsons	GB	DE-LB	12.5
5t	Hunter	HOU	DE	12.0
5t	Tuipulotu	LAC	LB	12.0
7t	Sweat	ARI	OLB	11.0
7t	Young	LAR	LB	11.0
9	Anderson	HOU	DE	10.5
10	Crosby	LV	DE	10.0
11	Hutchinson	DET	DE	9.5
12t	Muhammad	DET	DE	9.0
12t	Simmons	TEN	DT	9.0
14t	Landry	NE	LB	8.5
14t	Sweat	CHI	DE	8.5
16t	Cooper	DEN	LB	8.0
16t	*Pearce	ATL	DE	8.0
18	Gary	GB	DE	7.5
19t	Dorlus	ATL	DE	7.0
19t	Hines-Allen	JAX	DE	7.0
19t	McDonald	NYJ	DE	7.0
19t	Miller	WAS	OLB	7.0
19t	Murphy	SEA	DT	7.0
19t	Oweh	BAL-LAC	LB	7.0
19t	Watt	PIT	OLB	7.0
19t	Williams	SEA	DE	7.0
27t	Allen	DEN	DE	6.5
27t	Chaisson	NE	LB	6.5
27t	Chubb	MIA	OLB	6.5
27t	Collins	CLE	DT	6.5
27t	Herbig	PIT	LB	6.5
27t	Highsmith	PIT	LB	6.5
27t	Jordan	NO	DE	6.5
27t	Latu	IND	DE	6.5
35t	Diaby	TB	LB	6.0
35t	D. Jones	TEN-BAL	DE	6.0
35t	Karlaftis	KC	DE	6.0
35t	Nwosu	SEA	LB	6.0
35t	Verse	LAR	LB	6.0
35t	C. Young	NO	DE	6.0
41t	Armstead	JAX	DT	5.5
41t	Armstrong	WAS	DE	5.5
41t	Campbell	ARI	DE	5.5
41t	Franklin-Myers	DEN	DE	5.5
41t	Houston	DAL	DE	5.5
41t	Mack	LAC	OLB	5.5
41t	Turner	MIN	LB	5.5
41t	Turner	LAR	DE	5.5
41t	*Walker	ATL	DE	5.5
41t	Wilson	MIN	LB	5.5

©2000-2025 Elias Sports Bureau, Inc. All Rights Reserved.

2025 NATIONAL FOOTBALL LEAGUE

NFL LEADERS IN FUMBLE RECOVERIES

RANK	PLAYER	TEAM	POS	TOTAL	OWN TEAM	OPP TEAM
1	Love	GB	QB	5	5	0
2t	Maye	NE	QB	4	4	0
2t	McCarthy	MIN	QB	4	4	0
2t	Tagovailoa	MIA	QB	4	4	0
2t	Ca. Williams	CHI	QB	4	4	0
6t	L. Jackson	BAL	QB	3	3	0
6t	D. Jones	IND	QB	3	3	0
6t	*Larvadain	CLE	WR	3	3	0
6t	Mahomes	KC	QB	3	3	0
6t	*Marks	HOU	RB	3	3	0
6t	Prescott	DAL	QB	3	3	0
6t	G. Smith	LV	QB	3	3	0
6t	Stafford	LAR	QB	3	3	0
6t	Werner	NO	LB	3	0	3
6t	White	TB	RB	3	3	0
6t	N. Wright	CHI	CB	3	0	3
17t	*Allen	JAX	RB	2	1	1
17t	Anderson	HOU	DE	2	0	2
17t	Anderson	GB	SAF	2	1	1
17t	Barner	SEA	TE	2	2	0
17t	Benford	BUF	CB	2	0	2
17t	Bernard	BUF	LB	2	0	2
17t	*Carter	NYG	LB	2	0	2
17t	*Collins	SF	DT	2	0	2
17t	Collins	ARI	LB	2	0	2
17t	*Conerly	WAS	OT	2	2	0
17t	Covey	PHI	WR	2	2	0
17t	Delpit	CLE	SAF	2	0	2
17t	Dexter	CHI	DT	2	0	2
17t	Fitzpatrick	MIA	FS	2	0	2
17t	Gilman	LAC-BAL	SAF	2	0	2
17t	*Gordon	MIA	RB	2	2	0
17t	Gray	TEN	LB	2	1	1
17t	Hall	NYJ	RB	2	2	0
17t	Hill	NO	TE	2	2	0
17t	Hurts	PHI	QB	2	1	1
17t	C. Johnson	CIN	DE	2	0	2
17t	K. Johnson	TB	WR	2	2	0
17t	M. Jones	NE	CB	2	2	0
17t	Kinchens	LAR	SAF	2	0	2
17t	Landman	LAR	LB	2	0	2
17t	Lawrence	SEA	LB	2	0	2
17t	Lawrence	JAX	QB	2	2	0
17t	Lock	SEA	QB	2	2	0
17t	Mayfield	TB	QB	2	2	0
17t	Neuzil	ATL	C	2	2	0
17t	Nix	DEN	QB	2	2	0
17t	Penix	ATL	QB	2	2	0
17t	Phillips	MIA-PHI	LB	2	0	2
17t	Pratt	LV-IND	LB	2	0	2
17t	Rodgers	PIT	QB	2	2	0
17t	T. Smith	TB	SAF	2	0	2
17t	Taylor	IND	RB	2	2	0
17t	Watt	PIT	OLB	2	0	2
17t	Wentz	MIN	QB	2	2	0

©2000-2025 Elias Sports Bureau, Inc. All Rights Reserved.

NFL LEADERS IN FUMBLE RECOVERIES

RANK	PLAYER	TEAM	POS	TOTAL	OWN TEAM	OPP TEAM
17t	Wilson	NYG	QB	2	2	0

©2000-2025 Elias Sports Bureau, Inc. All Rights Reserved.

2025 NATIONAL FOOTBALL LEAGUE

NFL LEADERS IN RECOVERIES OF FUMBLES BY OWN TEAM

RANK	PLAYER	TEAM	POS	REC	YARDS	AVG	LONG	TD
1	Love	GB	QB	5	0	0.0	0	0
2t	Maye	NE	QB	4	0	0.0	0	0
2t	McCarthy	MIN	QB	4	0	0.0	0	0
2t	Tagovailoa	MIA	QB	4	0	0.0	0	0
2t	Ca. Williams	CHI	QB	4	0	0.0	0	0
6t	L. Jackson	BAL	QB	3	0	0.0	0	0
6t	D. Jones	IND	QB	3	0	0.0	0	0
6t	*Larvadain	CLE	WR	3	0	0.0	0	0
6t	Mahomes	KC	QB	3	0	0.0	0	0
6t	*Marks	HOU	RB	3	1	0.3	1t	1
6t	Prescott	DAL	QB	3	0	0.0	0	0
6t	G. Smith	LV	QB	3	0	0.0	0	0
6t	Stafford	LAR	QB	3	0	0.0	0	0
6t	White	TB	RB	3	0	0.0	0	0
15t	Barner	SEA	TE	2	0	0.0	0	0
15t	*Conerly	WAS	OT	2	0	0.0	0	0
15t	Covey	PHI	WR	2	0	0.0	0	0
15t	*Gordon	MIA	RB	2	0	0.0	0	0
15t	Hall	NYJ	RB	2	7	3.5	7	0
15t	Hill	NO	TE	2	0	0.0	0	0
15t	K. Johnson	TB	WR	2	0	0.0	0	0
15t	M. Jones	NE	CB	2	0	0.0	0	0
15t	Lawrence	JAX	QB	2	0	0.0	0	0
15t	Lock	SEA	QB	2	0	0.0	0	0
15t	Mayfield	TB	QB	2	0	0.0	0	0
15t	Neuzil	ATL	C	2	0	0.0	0	0
15t	Nix	DEN	QB	2	0	0.0	0	0
15t	Penix	ATL	QB	2	0	0.0	0	0
15t	Rodgers	PIT	QB	2	0	0.0	0	0
15t	Taylor	IND	RB	2	0	0.0	0	0
15t	Wentz	MIN	QB	2	0	0.0	0	0
15t	Wilson	NYG	QB	2	0	0.0	0	0

©2000-2025 Elias Sports Bureau, Inc. All Rights Reserved.

2025 NATIONAL FOOTBALL LEAGUE

NFL LEADERS IN RECOVERIES OF FUMBLES BY OPPOSING TEAM

RANK	PLAYER	TEAM	POS	REC	YARDS	AVG	LONG	TD
1t	Werner	NO	LB	3	0	0.0	0	0
1t	N. Wright	CHI	CB	3	-1	-0.3	0	0
3t	Anderson	HOU	DE	2	0	0.0	0t	1
3t	Benford	BUF	CB	2	23	11.5	17t	1
3t	Bernard	BUF	LB	2	0	0.0	0	0
3t	*Carter	NYG	LB	2	-3	-1.5	1	0
3t	*Collins	SF	DT	2	0	0.0	0	0
3t	Collins	ARI	LB	2	3	1.5	3t	1
3t	Delpit	CLE	SAF	2	0	0.0	0	0
3t	Dexter	CHI	DT	2	0	0.0	0	0
3t	Fitzpatrick	MIA	FS	2	0	0.0	0	0
3t	Gilman	LAC-BAL	SAF	2	11	5.5	11	0
3t	C. Johnson	CIN	DE	2	4	2.0	4	0
3t	Kinchens	LAR	SAF	2	13	6.5	13	0
3t	Landman	LAR	LB	2	0	0.0	0	0
3t	Lawrence	SEA	LB	2	56	28.0	34t	2
3t	Phillips	MIA-PHI	LB	2	4	2.0	4	0
3t	Pratt	LV-IND	LB	2	9	4.5	8	0
3t	T. Smith	TB	SAF	2	0	0.0	0	0
3t	Watt	PIT	OLB	2	0	0.0	0	0

©2000-2025 Elias Sports Bureau, Inc. All Rights Reserved.

2025 NATIONAL FOOTBALL LEAGUE

NFL OFFENSIVE RANKS

BAL	BUF	CIN	CLE	DEN	HOU	IND	JAX	KC	LAC	LV	MIA	NE	NYJ	PIT	TEN		ARI	ATL	CAR	CHI	DAL	DET	GB	LAR	MIN	NO	NYG	PHI	SEA	SF	TB	WAS
20	3	23	30	11	19	8	16	7	15	32	25	6	29	27	31	**TotYd/G**	17	14	24	5	1	4	13	2	28	26	12	22	9	10	21	18
8	4	22	32	15	24	7	19	13	20	30	14	6	29	21	31	**TotYd/P**	23	11	25	10	3	2	9	1	27	28	18	17	5	16	26	12
3	1	31	29	17	23	6t	16	20	11	32	14	13	6t	28	30	**RusYd/G**	26	12	9	2	15	5	18	8	24	27	10	19	22	25	21	4
1	2	22	29	13	26	6	24	16	14	32	4	17	9	27	18	**RusAvg**	19	11	15	5	10	3	23	8	12	30	20	25	28	31	21	7
27	13	10	30	11	14	9	18	5	19	29	26	6	32	23	31	**PasYd/G**	7	16	25	17	1	3	12	2	28	20t	15	22	8	4	20t	24
15	5	24	30	19	20	9	17	12	22	29	21	2	31	18	32	**PasAvg**	26	11	25	14	7	4	6	3	28	27	13	10	1	8	23	16
26	21	28	27	12	6	16	20	19	23	30	31	11	25	15	7	**%PasInt**	10	4	18	3	14	2	5	1	32	17	13	8	29	24	9	22
28	20	10	23	1	13	9	16	15	29	31	19	27	32	11	26	**Sac/PasP**	25	6	18	8	3	12	7	2	30	24	21	17	4	5	14	22
24	4t	17	30	14t	20	6	8	4t	14t	31	26	11	29	28	32	**1D/G**	10	16	22t	7	1t	12	13	1t	27	22t	9	25	18	3	19	21
24	4	10	30	12	22	9	25	11	3	28	27	6	26	14	32	**3D Eff**	7	29	20	5	8	17	1	21	31	15	13	23	19	2	16	18
18	9	8	28	21t	17	4	13	1	12	31	21t	2	25	19	24	**4D Eff**	30	21t	6	27	15t	20	7	3	14	32	26	10t	5	10t	29	15t
9	31	19	24	4	14	17	3	28	30	26	6	2	8	22	1	**PR Avg**	11	27	25	15	29	20	32	21	16	18	23	13	5	10	12	7
15	2	22	31	26	11	3	8	13	25	7	16	23	1	30	17	**KR Avg**	24	32	28	12	19	10	21	20	14	18	9	29	5	4	27	6
3	27	1	29	13	16	7	19	20	8	25	9	17	18	23	21	**GPunAvg**	11	30	15	12	10	24	2	22	6	28	26	4	5	31	32	14
1	18	11	32	16	19	3	13	20	17	28	5	24	6	15	23	**NPunAvg**	14	25	21	22	9	10	8	27	2	29	31	7	12	30	26	4
14	3	20	29t	12	17	6	8	15	19	32	23	7	27	13	31	**Pts/G**	21	26	28	9	4	1	10	2	25	29t	22	18	5	11	16	24
5	9	12	17t	15	8	4	19	17t	2	27t	6t	10	1	14	23t	**FG%**	29	23t	20t	22	11	26	25	30t	6t	32	20t	27t	13	3	16	30t

NFL DEFENSIVE RANKS

BAL	BUF	CIN	CLE	DEN	HOU	IND	JAX	KC	LAC	LV	MIA	NE	NYJ	PIT	TEN		ARI	ATL	CAR	CHI	DAL	DET	GB	LAR	MIN	NO	NYG	PHI	SEA	SF	TB	WAS
23	12	32	3	5	1	22	10	8	2	16	19	7	20	28	27	**TotYd/G**	26	15	17	24	29	21	6	13	9	11	30	14	4	18	25	31
16	23	32	4	2	3	14	9	17	6	13	21	15	20	18	27	**TotYd/P**	24	12	25	28	29	19	5	7	8	11	30	10	1	22	26	31
15	30	32	14	2	4	6	1	7	11	17	27	5	29	19	20	**RusYd/G**	21	25	16	23	18	13	8	9	24	26	31	22	3	12	10	28
15	31	30	6	3	10	1	7	11	22	5	28	12	20	18	21	**RusAvg**	25	24	19	29	26	9	4	8	13	14	32	23	2	17	16	27
26	2	28	1	11	4	31	20	14	3	16	13	15	12	27	25	**PasYd/G**	21	9	17	18	32	24	8	19	5	6	23	10	7	22	30	29
16	10	31	5	2	3	17	8	20	4	24	18	13	23	14	29	**PasAvg**	25	11	27	26	30	21	6	9	12	15	19	7	1	22	28	32
23	6	13	11	21	3	15	4	19	2	20	24	22	32	14	27	**%PasInt**	18	8	7	1	28	10	26	9	29	17	30	16	5	31	12	25
31	10	26	1	2	6	20	29	18	4	24	9	23	28	12	11	**Sac/PasP**	27	3	30	21	25	8	17	15	5	13	22	14	7	32	19	16
13t	9	31	2	6	1	26	18	3	4	23	20t	7t	25	29	24	**1D/G**	27	20t	11t	11t	30	22	7t	13t	10	16	32	13t	5	19	17	28
8	25	31	11t	1	3	24	26	28	5	32	14	11t	4	27	21	**3D Eff**	16	19	29	13	30	10	17	7	6	9	18	22	2	15	20	23
19	20t	24t	9t	9t	7	12	4	1	15	18	28	3	32	31	30	**4D Eff**	6	20t	26	8	24t	23	13	16	27	9t	29	2	14	17	5	22
5	9	17	26	15	18	4	3	32	30	28	12	24	2	6	14	**PR Avg**	19	8	25	22	13	7	21	27	11	20	31	16	29	23	10	1
8	16	18	30	28	22	7	20	13	29	26	23	11	21	10	9	**KR Avg**	31	32	2	24	15	17	14	1	19	25	4	5	6	12	27	3
6	21	10	20	29	17	5	18	13	9	1	32	2	19	28	3	**GPunAvg**	31	15	30	11	8	25	27	23	24	7	12	4	14	22	16	26
5	28	10	23	12	16	11	13t	27	30	6	20	1	8	17	2	**NPunAvg**	18t	31	32	15	29	24	26	25	18t	22	21	13t	9	7	4	3
15	16t	32	19t	3t	1	12	10	5	9	25	16t	7	30	18	28	**Pts/G**	27	22	14	21	31	23	8	3t	13	19t	29	6	2	11	24	26
15	25	27	7	30	1	10t	23	32	16t	18t	20t	9	26	18t	29	**FG%**	22	13	20t	3	28	31	8	14	4	24	10t	10t	6	2	5	16t
16	6	30	27t	9	4	5	7	11	14	31	21	3	29	17	32	**PPG Diff**	25	23	22	15	18	8	10	2	19	27t	26	13	1	12	20	24
21	1	31	19	7	6	15	11	8	5	30	24	3	28	29	32	**Yd/G Diff**	20	14	22	12	13	10	9	4	23	18	26	17	2	16	25	27

©2000-2025 Elias Sports Bureau, Inc. All Rights Reserved.

TENNESSEE TITANS

FEATURE CLIPS

RIVALRY VS TEXANS MATTERS TO AMY ADAMS STRUNK. TITANS MADE SURE TO DEDICATE WIN TO HER

BY NICK SUSS
NASHVILLE TENNESSEAN
NOVEMBER 24, 2024

HOUSTON — Moments after securing the first AFC South win and first sack of his NFL career, Tennessee Titans rookie defensive tackle T'Vondre Sweat came running into the locker room from the playing field at NRG Stadium, one emotion on his lips.

"This one was for Miss Amy," Sweat screamed, drawing applause from a small gaggle of fans gathered in the tunnel.

Sweat and the Titans bested their rival Houston Texans 32-27 on Sunday, the team's first win over the Texans in two years and the first in coach Brian Callahan's Titans tenure. After the game, owner Amy Adams Strunk addressed the team in the locker room, and players said she got emotional in doing so.

Callahan downplayed the narrative in the week leading up to the game, but after the win, he admitted that Adams Strunk and her family have some extra personal feelings about games against and in Houston, the city where her father founded the Titans franchise and the home of the organization until 1996.

"She was thrilled. Mainly because we won the game. But it’s OK to admit that these things sometimes mean more," Callahan said. "I know it does for her and it does for us. We wanted to make sure that we put on a great performance down here. We had a chance to win the game and we did. I think she’s more than anything else just proud of our football team and the way they came down here and fought and played."

The Texans swept the Titans in 2023, including an embarrassing loss in Nashville where the Titans wore their Houston Oilers throwback uniforms but lost 19-16 in overtime to a Texans team that was missing its starting quarterback.

Now the Titans are 1-0 against the division-leading Texans in 2024, doing so in electric fashion with touchdowns of 38 and 70 yards, plus two interceptions and four sacks, one of which registered two points for a safety. The Titans outgained the Texans by more than 100 yards, snapped running back Joe Mixon's six-game touchdown streak by holding him to 22 yards on 14 carries, and bullied the Texans' impressive rush defense with 132 ground yards on 33 carries.

Even the young players who haven't been in the organization long came to appreciate why this rivalry game matters so much.

"Our coach gave us the speech this week about how much it meant to (Adams Strunk) and her family," rookie cornerback Jarvis Brownlee Jr. said. "Just told us the history about it. That was the main goal. This game is a little more personal. Not just because of the rivalry, but because of Miss Amy, too, as well. We just wanted to go out here and give it our all. For Nashville, for Miss Amy and for everybody that’s a part of this organization. They deserve it."

# # #

THE DEAL BEHIND THE DOME: AMY ADAMS STRUNK AND HER STADIUM-WINNING DRIVE

BY JULIA MASTERS
NASHVILLE BUSINESS JOURNAL
AUGUST 24, 2023

According to those who know her, Amy Adams Strunk takes a small-business leader's approach to her role as controlling owner of the Tennessee Titans. She asks questions, identifies strong leaders and loves hanging out with fans enjoying a hot dog at a tailgate.

Since becoming controlling owner in 2015, her leadership style has seen six winning seasons, an AFC Championship appearance and contributed to Nashville playing host to the 2019 NFL Draft. In what may be the biggest accomplishment of her tenure, state and city leaders, after protracted debate, this year approved a $2.1 billion domed stadium for the team, which is expected to be completed in 2027.

Set to anchor Nashville's reimagined East Bank, the stadium is poised to become one of Music City's most transformative projects — prospects that are as concerning to some residents as they are exciting to others.

Adams Strunk made few public remarks throughout the approval process, allowing Titans president and CEO Burke Nihill to be the primary face of the project. Now, she shares her behind the scenes view of the deal in an email interview with the Business Journal. The following has been edited for length and clarity.

When the deal got approved, what was that feeling like, and where were you? Who was the first person you called? I was with my family, and Burke was keeping me updated throughout the evening. My first feeling when the stadium was approved was overwhelming gratitude. We moved here in the mid-1990s, and we're so humbled by the support this city and state has showed our team since day one. It's such a great feeling to know the Titans will be a part of this incredible community for another generation.

What excites you the most about bringing this deal to Nashville and Titans fans? What does it mean to the city? I'm thrilled that Titans fans will have a new home with the great fan experience they deserve. I'm also excited to see the biggest events in the world pass through Nashville's new stadium. But it has always been hard for me to think about this project without being most excited about what it means for Nashville as a whole. We've been a part of the conversations about the future of the East Bank for the past several years. While it won't be without its challenges, I've always supported the city's vision to transform the stadium property into something truly special for the city. Having seen the planning work, I truly believe the East Bank will be a celebrated area of Nashville for generations to come. To think the city's beautiful stadium building will be a part of that neighborhood … it's all so exciting.

How will you evaluate the success of the new stadium? How should the public evaluate its success? There will be things we will track that I'm excited to see, like the success of our events and how many new jobs and opportunities the stadium will bring. But I'm also the kind of person who likes to go directly to the fans and hear what they think. I like visiting with them before our events and listening to their real, direct feedback. We've engaged a lot with fans during this process and are continuing to do that now, and their feedback has been really helpful in shaping our vision for the new stadium.

What do you hope the East Bank looks like in five years? The future of the East Bank makes me so excited for Nashville. I love that we'll have large, beautiful parks, especially on the riverfront. I love the idea that the former stadium site will be used for transportation. From everything I've seen, I think the East Bank will be a place where everyone in Nashville will want to spend time. We've said before that we want the area around the stadium to feel like a neighborhood with a stadium in it, and not a stadium with a neighborhood built around it, and we look forward to being partners in that vision.

Initial renderings for a proposed Tennessee Titans stadium show outdoor terraces.

What was the most important thing to you during this process? The most important thing to me during the process was finding a long-term answer, and not dedicate resources to a short-term one that we'd just have to address again in a few years.

Was there something you did compromise on? All of the groups involved — the mayor's office, the state of Tennessee and so many others — were such great partners through this whole process. Negotiating a 30-year agreement takes a lot of time, and there was compromise during negotiation from everyone. I'm so glad we landed on a solution that resulted in a winfor all involved.

How do you see your job differently now? Did the process reveal anything or teach you anything new about the Titans' business? I'm focused on helping our football team and organization perform at our best, and that will never change. That's the great thing about our mission statement, "Win, Serve, Entertain," because it's our North Star regardless of what's right in front of us at the time. Stadium construction is new to most of us in the organization, but we have a great team of people with a lot of experience working to make sure we get it right.

What lesson from your dad [Bud Adams, the team's late founder] stuck with you throughout this process? My dad loved this city, and I thought about him often throughout this process. I know he would be proud to know the team he

founded so many years ago will be a part of this community for decades to come. I want to honor his legacy and make this city proud.

What does it mean to you to be a female owner in the NFL, and how have you navigated that space? I talk with other female owners about how it would be amazing one day to have two female NFL owners playing against each other in the Super Bowl. At the end of the day, it's the same for any team owner, male or female — we just want to beat each other. It's important to me to support other women who are interested in getting involved in the NFL. We started the Amy Adams Strunk Women in Football internship a few years back, which is a program aimed at recruiting more women in sports operations roles. Our first two interns were so outstanding that we extended their time with us, then we eventually hired Mical Johnson full-time as a scouting assistant. We've also grown girls flag football here in several counties around Middle Tennessee, and this year the athletes from [Metro Nashville Public Schools] participated in a panel where they got to talk directly with some of our female leaders about different career paths in sports. We have nine women in vice president roles in our organization across a variety of departments, and I'm very proud of our progress in that area.

At what point did you feel the most confident in the deal? When were you most worried? Getting to a final agreement was a long, diligent process, but it needed to be to make sure we came to the right solution. We certainly encountered challenges along the way, but everyone involved recognized that old deal didn't make sense anymore and that we needed a new, long-term deal that made sense for all parties.

If you encounter a skeptic of the stadium, what is your message to them? I'm looking forward to making them proud of how we serve this community over the next 30 years and beyond. Again, this has always been bigger than just building a stadium. The new agreement secures our home in Nashville for the next several decades, and we take that commitment very seriously. We understand we have a platform here, and we're going to use it to make our community a better place and we're all partners in that.

# # #

THE STORY BEHIND THE TITANS UNVEILING OILERS THROWBACK UNIFORMS

BY JIM WYATT
TENNESSEETITANS.COM
JULY 23, 2023

NASHVILLE – "Oilers history is Titans history."

Those are the words of Titans controlling owner Amy Adams Strunk from a year ago, when the organization was exploring the possibility of wearing Oilers throwback uniforms, with the classic oil derrick logo on the helmets.

The possibility has turned into reality, and now fans of the organization can see them for themselves.

The Titans will wear the same uniforms the Houston Oilers wore for nearly two decades in Houston, until 1998, when the franchise also wore them as the Tennessee Oilers. The uniforms represent the longest span of Oilers uniforms in franchise history, and arguably the most beloved uniform.

The uniforms will pay homage to the Luv Ya' Blue era.

"It allows us to honor as many players as we can, because it covers so much time," said Surf Melendez, Vice President and Executive Creative Director for the Titans. "It also represented our transition to Tennessee, because we wore these uniforms in Tennessee as well."

The Titans will wear the uniforms in two games this fall, both at home. The organization inquired about wearing them for a road game in Miami as well, but it doesn't appear that will come to fruition.

The light blue Oilers throwbacks will replace the light blue "Titans" jerseys as the third jersey, joining the navy and the white uniforms.

Amy Adams Strunk said last year the team wanted to continue paying homage to the franchise's history. The organization has honored Houston Oilers players at alumni events in years past, and a number of Oilers are in the franchise's Ring of Honor.

The Oilers left Houston for Tennessee after the 1996 season and played a year in Memphis, in 1997, before playing in Nashville at Vanderbilt Stadium in 1998. The Tennessee Oilers became the Tennessee Titans in time for the 1999 season.

"Oilers history is Titans history," Strunk said last year. "We know our fans feel passionately about showcasing that legacy on game day, and we're actively working on making throwback jerseys possible in the near future. Stay tuned!"

Those who stay tuned will see this:

-"Columbia Blue" jerseys with red around white on the numbers, and names on the back, with a red, white and light blue band on the sleeves.

-White helmets, with the famed oil derrick, with red facemasks and red stripes outside of a thicker light blue stripe on the top.

-White pants, or britches, with red stripes on each side of a thicker light blue stripe down the side.

-Red and white stripes on light blue and white socks.

The words 'Luv Ya Blue" will be on the back neckline of the jerseys.

Players will have the option of wearing red sleeves, red gloves, and red cleats to add to the look.

Current Titans Derrick Henry, safety Kevin Byard, defensive lineman Jeffery Simmons and quarterback Ryan Tannehill have already worn them – they took part in a photo shoot earlier this offseason.

"They loved them," Melendez said of the current Titans. "They really loved them."

Former Oilers have also seen them – Warren Moon, Robert Brazile and Elvin Bethea were given a sneak peek when they were in Nashville for an alumni event last year.

"They looooved them, and it took them back," Melendez said of the former Oilers. "The guys who wore the uniform, it took them back. And they were able to speak to the significance of wearing that uniform. This was an original AFL team, so there's a rich tradition there and now people are going to see this, and they are going to be reminded of this rich history."

Melendez knows fans are excited. The team has had Oilers merchandise available for two seasons and there has been an increased demand over the years.

Oilers jerseys are now on sale, and new merchandise will be available in the team store at Nissan Stadium.

"Amy is passionate about this, and we are lucky," Melendez said. "She loves Nashville, she loves Houston, and she loves those people. She lived it, and she's passionate about the Oilers history."

# # #

'EVERY DETAIL MATTERS': HOW AMY ADAMS STRUNK REINVENTED THE TENNESSEE TITANS

BY DENNIS FERRIER
FOX 17
FEBRUARY 1, 2022

NASHVILLE, Tenn. (WZTV) — When we think of what makes a pro football team great, we always talk about star players and coaches. But when it comes to the Tennessee Titans and their remarkable six-year streak of excellence, you have to leave the field to understand what has happened here.

It's 2015. The Tennessee Titans are the worst team in football. Their organization is small and, let's be nice here, not admired.

In walks Amy Adams Strunk—a woman with no experience in the NFL. The daughter of an eccentric billionaire. What are the chances she would be anything but more of the same old, same old?

"She took the first six months that she was in charge and just stayed in the back," said Titans announcer Mike Keith. "She wouldn't do interviews. She didn't get out in front with anything. She wanted to learn as much as she possibly could."

When she was ready, it was nothing short of a reinvention of the entire organization.

"Strip it down, challenge everything we value that just overhauled the culture both on the football team and on the business side of the organization," said Titans president Burke Nihill.

Nihill was one of her outside-of-the-box hires. A lawyer in retail and tech with no NFL background.

"I do think that professional sports lends itself to a wash, rinse, repeat cycle," said Nihill. "Every season you can kind of do the same things for a while and get away with it. And her mentality is 'Let's act like a start up, let's challenge everything, let's expect our best in every category of the business.'"

Although he won't take credit, Nihill was the one who decided to let Waverly High School play at Nissan Stadium after devastated floods gripped the community. That was a decision beyond inconvenient–a bold, impulsive act of service.

"When do we do it, it's the weekend after the first game," Keith said. "We played the home opener, we are going to Seattle the next weekend so everybody is going to travel. You've got the home opener and then you are going to the west coast and the organization does this on that Thursday night, Waverly is playing at Nissan stadium and we are going to make it happen. And I don't know anybody in the organization that just didn't pitch it. It was just one of the proudest moments that I've ever had of this entire organization."

Keep in mind this would have been unthinkable in the old days, you would have been laughed right out of the meeting.

"The service piece is really what has increasingly defined the people who work in this organization," said Nihill. "It's our heartbeat. It may sound cheesy, but the people who have come to our doors for whatever reason, it matters to them on a deeper level. We have paid a lot more attention to how we can leverage our platform, our resources to make Nashville a better place to live," said Nihill.

There's a famous story told around here. At a big staff meeting, Amy Adams Strunk said, "We have ugly tickets, and we will never go to the Super Bowl with ugly tickets." It was dead quiet in the room, maybe some skepticism. But now they believe everything matters.

Of course, none of it matters if you don't win football games. If you lose, you are viewed as a failure whatever you do for the community. That might not be fair, but it is an ugly truth.

Adams' first big hire was General Manager John Robinson. You know the winning streak started the same day as that hire.

And while it's pretty obvious he is a good judge of football players, their potential, what they have left in the tank, their value as a piece of the puzzle. What you don't know is his complete buy-in to the Titans culture.

"Everything matters, it's one of our mantras: everything matters," said Nihill. "Every bit of design around the stadium, our tickets, every detail matters. It also carries over to the football team. I have watched him walk around our practice field and pick up little pieces of athletic tape to make it so everything about everything we do is first class."

Even with the crushing loss to the Bengals. Even with a Super Bowl goal defeated for another year. The Titans will be back. Because it's just what they do.

"I tell people all the time, these are the good old days," added Keith. "Enjoy this because what you are seeing on and off the field from our organization, this is the best we have ever been in 23 years."

# # #

MEET BILLIONAIRE TENNESSEE TITANS OWNER AMY ADAMS STRUNK—AND NINE OTHER WOMEN CHANGING THE GAME IN THE NFL

BY AMY FELDMAN
FORBES
SEPTEMBER 23, 2022

Most female owners inherit a team from a father, husband or brother. Now some are buying their way into football. The Titans' titan goes deep on what it all means for the league.

Before the Tennessee Titans kicked off their NFL season with a home game against the New York Giants on September 11, team owner Amy Adams Strunk spent nearly two hours with tailgaters outside Nashville's Nissan Stadium. "Omigod, it's her," one young woman shouted, before asking for the requisite photos.

The fans, Adams Strunk says, are her favorite part of owning the team, which her late father Bud Adams founded (as the Houston Oilers in 1960) and of which she has been the controlling shareholder since 2015. "Our fans, to me, are not a statistic," she says. "I'm going to be the owner that comes up to you and thanks you."

At 66, Adams Strunk is worth $1.6 billion from her 50% stake in the Titans and is one of a growing number of women who own NFL teams: 18 of the league's 32 franchises are at least partially female-owned, with 10 listing women as majority owners or co-owners. Most inherited teams from their fathers, brothers or husbands—or, like the Buffalo Bills' Kim Pegula and the Cleveland Browns' Dee Haslam, bought into them with their husbands.

But there are signs of change—this summer, Ariel Investments' Mellody Hobson bought a 5.5% stake in the Denver Broncos for $245 million as part of the Waltons' ownership group that also brought in Carrie Walton Penner, granddaughter of Walmart founder Sam Walton, with a 30% stake.

"Fifty percent of our fans are women," says Adams Strunk, who is known as "Mom" to the Titans' faithful. "Even though we've never played the game, that doesn't mean we don't know the game. And we have some unique perspectives on reaching women that we can bring to the table."

While some female owners who inherited NFL teams are hands-off, Adams Strunk not only runs the Titans but has also delivered a stunning turnaround. Since 2016, the squad has had six winning seasons. More important, she helped bring the NFL draft to Nashville three years ago and has high hopes for the city to host a Super Bowl.

It's a vision her father could not have foreseen. Bud Adams, who died in 2013 at age 90, was a legend in professional football. A member of the Cherokee nation who made his fortune in oil, he was instrumental in founding the American Football League and started the Oilers for just $25,000. In 1997, when Houston wouldn't pony up cash to replace the aging Astrodome, he relocated the team to Nashville and its new 69,000-seat stadium.

"It was a game-changing moment for this city," recalls Butch Spyridon, CEO of the Nashville Convention & Visitors Corp. "It shocked the entire sports world, and Nashville started to believe in itself a little more."

But Bud Adams' death also led to a leadership struggle for the Titans as the team's losses piled up. Its ownership was split between his two daughters, Adams Strunk and Susie Adams Smith, and the wife and children of their brother, Kenneth Adams III, who died of suicide at 29 in 1987.

After a family scrum—which saw the ousting of her brother-in-law as CEO—Adams Strunk and her nephews wrested control of the team in 2015. "It was a hard decision," she says, "but my dad's legacy was very important to me and the boys."

Adams Strunk had grown up in football, but her father had never wanted his daughters working for the team. She had spent time as owner of a few of the family's car dealerships and oil interests, and raising horses (she still has a few dozen on the family ranch in Texas, along with plenty of rescue dogs). "I never thought—ever—that I would be running the football team," she says.

After she took over the Titans, she worked closely with her nephew, Kenneth Adams IV, who had worked for the team under her father since 2007, as well as with Steve Underwood, who she brought back from retirement as the team's top executive. Kenneth Adams, who is 38 and a Titans board member, says that having his aunt and other female owners running NFL teams makes a difference: "I think it's good for the NFL and we need it. It was a long time coming."

Adams Strunk brought in a new general manager, Jon Robinson, who was blunt about the team's problems on the field, and spent money on new facilities (including a new indoor training center) and new uniforms. "When you know you need to fix something you want someone telling you the brutal honest truth," Adams Strunk says. "Nothing is going to get solved if you don't know what needs to be done."

The willingness to spend money differentiated Adams Strunk from her frugal father. And while she could be tough when fixing problems, Jevon Kearse, the Titans' former defensive end, says it is her warmth that makes her a different kind of owner. "She's one of the first people to come up and give me a hug," he says. "Some of the owners come around for the

money. She gives it a little bit more love."

And all of that love has paid off. The value of the Titans' has more than doubled since 2015, to $3.5 billion from $1.5 billion, as revenue reached $481 million, according to Forbes' estimates. Even so, with the average NFL team now worth $4.5 billion and the Dallas Cowboys reaching a record $8 billion this year, the Titans remain No. 27 (of 32) on the list of most valuable NFL franchises.

Adams Strunk credits her success to having no preconceived notions about how to run a team. "Just because something has been done a certain way forever doesn't make it the right way anymore," she says, adding that it's often easier to come in with big ideas as an outsider. "We talk a lot about being a 60-year-old startup," says the team's CEO, Burke Nihill, who took over two years ago. "Amy has encouraged us to challenge everything."

Next up is the issue that vexed her father: a new stadium. While it is expected to cost more than $2 billion and the city has yet to sign off amid questions over taxpayer funding, Forbes has estimated that it could increase the Titans' value by $300 million. To pay for their share of the new stadium—the team ownership and an NFL loan are expected to cover at least $700 million—the family will sell some of its other assets. Adams Strunk believes a new stadium, which would be fully enclosed, could host not only the Titans but also concerts and, yes, that big game with the $7 million commercials.

Super Bowl aside, Adams Strunk thinks her father would be a fan of the job she's done. "I think if he was looking down now," she says, "he'd be super proud."

# # #

RAVENS FOURTH-ROUND ROOKIE CB JALYN ARMOUR-DAVIS' ATTITUDE ISN'T JUST MATURE. IT'S REFRESHING. | COMMENTARY

BY MIKE PRESTON
BALTIMORE SUN
AUGUST 3, 2022

A typical day during the fall and winter the last two years for Ravens rookie cornerback Jalyn Armour-Davis began with a 6 a.m. wake-up call followed by some form of weight training. Then it was off to classes for several hours before meeting with his position coach to break down film.

That would lead into treatment, followed by a team meeting, practice and tutoring. Armour-Davis would get home around 8:30 in the evening for some family time, a meal and another film session before heading to bed.

Then he would start again the next day.

It is a standard routine for most big-time college football players, except Amour-Davis, 22, got married to his high school sweetheart, Ahlea, in March 2019 and they have a 2-year-old daughter, Hazel Grace. And the team was Alabama, one of the most storied programs in the history of college football.

"It wasn't as tough as most thought it would be or was," Armour-Davis said. "I'm not saying it was easy, but it wasn't something that was stressing me in any way.

"I took on a similar role in high school. I went to a private school [St. Paul's Episcopal in Mobile, Alabama] that was very tough academically and played two sports. My mom [Johnta Davis] was a single mom and had to work extra to be able to take care of myself and two sisters [Brooklyn, 8, and Nyla, 5], so I was already doing things as a teenager that people do later in life."

Armour-Davis' attitude isn't just mature, but refreshing. This is the generation that cares more about themselves, with young kids quickly running away from responsibility and even faster from the consequences that might follow.

He is part of a draft class that might end up being one of the best in Ravens history. The team could start four rookies before the season ends, including Iowa center Tyler Linderbaum, Notre Dame safety Kyle Hamilton and Michigan outside linebacker David Ojabo.

And of course, there is Armour-Davis. Some draft experts labeled the fourth-round pick as a sleeper, and he has been impressive in all the offseason minicamps, as well as the first week of training camp.

Maybe it's because of his prototypical body type or that he played at Alabama, where coach Nick Saban's playbook is just as thick as the Ravens'.

But a lot of it has to do with his attitude and maturity, which are way beyond his years and among the reasons a lot of those inside The Castle are already rooting for him to make the roster.

That attitude was prevalent at Alabama. By the time he was married and a redshirt sophomore, his Crimson Tide teammates were already calling him an elder statesman.

"I wouldn't say I planned this, or it was a surprise," Armour-Davis said of having a family while in college. "My mom knew what type of person I was and that I enjoyed this type of responsibility. It was going to come soon, just didn't know it was going to be on this timeline. I just considered it another step in my life.

"Immediately in college, I was upgraded to the old head, old guard status. I had guys who were six-year seniors asking me advice on life, how do you do football and marriage? I was only 19 years old and they were treating me like an old head, even my family. I guess it's my new normal."

According to Armour-Davis, even his personal talks with Saban gravitated more around family than the usual player-coach conversations.

But they didn't need to talk about football. At 6 feet 1 and 195 pounds, Armour-Davis has that long, lean frame with long arms. He has great acceleration and quickness, running the 40-yard dash in 4.39 seconds.

He is big and strong enough to work through blocks and allowed only 30 catches on 49 targets for 209 yards during his final season at Alabama. He finished his redshirt junior year with three interceptions and 32 tackles.

He can play press coverage on the outside and is physical enough to play to match up with a slot receiver or tight end inside. Since drafting him, the Ravens have played him all over the field, which is the same way Alabama used him last season.

"That's the way it was in Tuscaloosa," Armour-Davis said. "Being able to play all over the field is not new to me. I want to stay on top of things and be available for every position so that when my name is called I can step in and not miss a beat."

The question one might be asking is if Armour-Davis was so good, why did he last until the fourth round?

There were some scouting reports that claimed he couldn't open up his hips immediately and run with receivers. That hasn't been a problem so far.

There were other reports that stated he was injury prone because a knee injury forced him to redshirt his freshman year and he missed two games last season with a muscle pull in the thigh area. And then there was criticism of Armour-Davis because he started only one season during his time at Alabama and could have played one more year.

But here is something to remember: Alabama plays in the Southeastern Conference and for a national championship pretty much every year. The Ravens can get a lot of value out of Armour-Davis, who has already moved his family to Baltimore.

“I am not a student-athlete anymore, it’s just business now, football all day,” Armour-Davis said. “I’m thankful that I went to Alabama. It prepared me for the heavy workload and the big playbook to get me adjusted. The outstanding players, outstanding coaching staff, accountability, leadership, attitude, winning standards, are the same here, the same things I felt in Tuscaloosa.

“I’m fully healthy. Everyone has their opinion and they are entitled to their opinion, but the Ravens drafted me and I’m appreciative of that. I waited all my life for draft day, and it was an emotional experience. Now, I just have to go out and prove the Ravens made the right choice.”

So far, the Ravens have no regrets.

# # #

FOR ALABAMA CB JALYN ARMOUR DAVIS, THE PROCESS MATTERS, AND NOTHING ELSE

BY IAN CUMMINGS
PRO FOOTBALL NETWORK
FEBRUARY 12, 2022

People don't know Alabama's Jalyn Armour-Davis like they've known past Crimson Tide cornerbacks. Even after a second-team All-SEC performance, and a career-altering campaign, there's still a sense that Armour-Davis is flying under the NFL Draft radar. But Armour-Davis isn't worried about commanding the spotlight, and he's not comparing himself to others. Armour-Davis cares about the process and nothing else. After all, the process has gotten him this far.

For Jalyn Armour-Davis, football has always been at the forefront

There's a light chime, and Armour-Davis enters the video call. He's soft-spoken, but there's a quiet, steady confidence in his voice. He's exactly where he wants to be, because being an NFL player is a dream he's had as far as he can remember.

"Football was something I was always interested in as a child," Armour-Davis said. "Obviously being from the state of Alabama, seeing Alabama play on Saturdays, it was something that you at least want to try. As a kid, I was fairly athletic, racing all the kids. I always liked to be a part of athletic events, so I was like, 'what's one way for me to go express it?' And that was on the football field. And once I started playing, I just never looked back."

Armour-Davis also played basketball and ran track, but there was something about the competitive nature of football that drew him to it. Living in Mobile only brought him closer to the sport, with the Senior Bowl rolling through each year — one of the top showcases for incoming NFL Draft prospects.

"Every year, my mom would allow one day out of the school week for me to go see the [Senior Bowl] practices. The games were always fun, but I was always way more interested in the practices, the 1-on-1's, just the practice environment. I thought it was more competitive. Every single year, being from Mobile, it was definitely a part of my agenda to make sure I made the Senior Bowl practice and the game. Every single year."

Each player that came through Mobile represented what Armour-Davis wanted to be. And soon enough, he'd get his chance to start climbing up the ladder.

Honing his talents in high school

It wasn't long before Armour-Davis became a star at St. Paul's Episcopal School. The Mobile native blossomed as a two-way standout, playing at both wide receiver and cornerback. Even to this day, Armour-Davis says his former experience as a wide receiver helps him at the cornerback position.

"Just kind of understanding what the guy on the other side is trying to do to you. The way he stems you on certain types of routes, why he may cut a split to run a certain type of route. Because I know when I was a receiver, I'm like 'Okay, I wanna stem it down a little bit so I can create space on this side of the field, or run this type of route.' When they cut their split, it can really mean something. Versus when they go wide, they don't have as much room to play with. So I had a better understanding of why they were doing certain things."

The recruitment process and coming to Alabama

Armour-Davis had offers to play receiver in college, but after talking with those in his circle, he chose to continue on his journey as a cornerback. As a four-star recruit and consensus top 250 national prospect, Armour-Davis drew interest from droves of Power Five programs. But if you're a kid from Alabama, you simply can't pass up a chance to play for the Crimson Tide.

Armour-Davis committed to Alabama in June of 2017, then officially signed his letter of intent in December. As it turns out, his final high school game — a Class 5A State Championship victory — was played in Bryant-Denny Stadium. It was surreal for Armour-Davis — as if he was looking at his future through a window.

"Yeah, it was really cool. In fact, that weekend was my official visit weekend. So I didn't even leave the city for another four or five days. It was also a great environment because of the state championship game. Spending the entire weekend up there, it was really a picture-perfect scenario for me, transitioning from high school to college. I was just speaking on that with my mom not too long ago because she was just as shocked, seeing how well things were flowing that weekend. It's something that we'll never forget."

Adversity and redemption at Alabama

Perfect moments, unfortunately, never seem to last. Armour-Davis enrolled at Alabama in June 2018 and took part in training in the lead-up to the new season. He was gearing up to live his dream and play football for the Crimson Tide when all of a sudden, that momentum came to a crashing halt.

During pregame warmups in Week 2, Armour-Davis suffered a non-contact knee injury, which was soon revealed to be a knee ligament tear. An entire offseason spent working toward something, and now it was gone. Armour-Davis commended Alabama's training staff for their calm response and referenced his now-wife and mother as vital supporting figures who helped him keep a positive state of mind. But he admitted it was a difficult time. It would be for anyone.

"Being a young freshman, it's easy to let your mind take you to all different places. So they did a good job to keep me pushing forward, not looking back or wondering why it happened — just understanding that it happened and figuring out how to get better from it.

"It could have been worse. I will say that. It can be a dark time for some people. It's easy to fall into a hole when you go through something like that at a young age. I think it's more difficult when you're a young guy. When you're older, you know how to bounce back, but when you're a young guy and never been through something like that, it can be difficult. So I'm glad I had the people that I had in my corner, and I wouldn't ask for it any other way."

Building his way back

With hard work and support from those close to him, Armour-Davis was able to work his way back to good health. He re-entered the lineup as a redshirt freshman in 2019 but was still light on experience.

During the 2019 season, Armour-Davis was at times a rotational defender, but much of his work came on special teams. A highly touted recruit could be frustrated with that situation, but Armour-Davis was just happy to be on the field.

"Just getting the experience alone in any type of way — it's going to give you some type of confidence. Even though it may not be as heavy as a defensive playbook or anything like that, special teams is about assignment football. So you still have to have that same amount of trust in your teammates and your coaches. I think some people look at special teams as a notch down because you're not a starter or anything like that. But it's still a phase of the game. So you still have to earn it, just like you would on offense or defense."

Not only did special-teams work give Armour-Davis confidence, but it also instilled a trust between him and his teammates. Although he was never a starter through 2020, simply being on the field was the best thing for the Alabama CB. Whether it's on special teams or defense, Armour-Davis emphasized the importance of live reps. "There's nothing like it."

Becoming a full-time starter in 2021

Rather than fixate on his lack of starting reps, Armour-Davis chose to use his chances to the fullest when they came. Eventually, that constant drive led to his first full-time starting opportunity in 2021.

It was a validating development after three long years. But it was difficult for Armour-Davis to be patient at times. At Alabama, you have to work, and you have to wait. But Armour-Davis knew what he'd signed up for.

"It was extremely hard," Armour-Davis said on waiting. "Obviously, I had guys in front of me that were extremely good football players. But … you know what you can do. You know what your abilities are. And you know that you're capable of going out and performing. It's not necessarily a thing like 'You're not getting your chance' or anything like that. You gotta do more to earn it. Even though I was earning time playing on special teams, I still had to dig deeper and figure out 'What is it gonna take for me to become a starter?'

"Once that Miami game came around in Week 1 … I remember to this day the joy I felt waking up that Saturday, knowing that it was time. It was definitely tough [waiting], but you come to Alabama, it's gonna be a part of it. There's guys everywhere. Everybody's good. You gotta find a way to stand out. It's tough, but if you can find a way to do it there, you'll find a way to do it anywhere."

Armour-Davis found a way. And the work didn't stop once he did. Armour-Davis excelled in his lone season as a starter, logging 3 interceptions and 4 deflections in 11 games. He also earned second-team All-SEC honors from the coaches — a sign that his strong play was finally being noticed.

# # #

TITANS ROOKIE MADE IT TO THE NFL THE HARD WAY (AND HE'S JUST GETTING WARMED UP)

BY JUSTIN MELO
TITAN SIZED
JULY 23, 2025

Making it to the NFL is a longshot. Making it to the NFL when you hail from Medicine Hat, Alberta, Canada is borderline statistically impossible. Rookie wide receiver Elic Ayomanor defied those odds when the Tennessee Titans drafted him with a fourth-round selection in April. Despite his background, it wasn't a massive surprise. In fact, Ayomanor was considered a potential second-round pick who slid further than expected.

Ayomanor's origin story tells the unlikeliest of tales. Hailing from Medicine Hat, a town roughly 90 miles north of the Canadian border, meant he faced an uphill battle. Research indicates Ayomanor is just the second Medicine Hat native to go pro in the NFL. Offensive tackle Daniel Federkeil played four NFL seasons with the Indianapolis Colts after going undrafted in 2006, even winning a Super Bowl. Federkeil went on to enjoy a lengthier stint in the Canadian Football League (CFL) with the Calgary Stampeders.

It was Justin Dillon, owner of 730 Scouting, who first discovered Ayomanor's budding talents. Dillon runs a Canadian-based scouting service that succeeds in getting Canadian-born players to U.S. programs. He relies on “spotters” in every major Canadian province to initially place prospects on his radar.

Dillon has played a sizable role in ensuring Canadian talents don't go unnoticed across the border. His resume is star studded, including Josh Palmer, Chase Brown, Sydney Brown, Nathan Shepherd, Isaiah Adams (Arizona Cardinals, 2024 third-round pick), and dozens more.

Academics, character, and skill are some must-have traits Dillon looks for. Ayomanor popped immediately. Ayomanor is Dillon’s latest success story.

Dillon and Ayomanor recently spoke exclusively with Titan Sized to detail the initial scouting process, the adversities encountered when making the move from Canada to the U.S., and more.

This is the Elic Ayomanor story.

"I knew right away"

"When I was first introduced to Justin [Dillon], I was told he'd help get me in front of U.S. coaches," Ayomanor exclusively told Titan Sized. "It was an opportunity to be seen by D-I coaches. I didn't need to hear much more than that. Because I was so young, the conversations with Justin were being spearheaded by my mom [Pam Weiterman] to fully understand the process."

“Elic Ayomanor was as impressive as any Canadian kid I’ve ever scouted,” Dillon told Titan Sized. “There’s been a handful of times where I watched a few plays on film and knew right away. I didn’t need to watch the entire film. I was a handful of plays in and I already knew he would acclimate to the U.S. game.”

Canadian high-school football follows CFL rules — including 12 men on the field, three downs (instead of four), larger goalposts, and other notable differences. For Dillon, it’s crucial to evaluate certain traits that indicate a seamless transition could be made to the U.S.

“I’ve had great success with wide receivers," Dillon said. "I worked with Josh Palmer and Jared Wayne (2023 Houston Texans undrafted free agent). You have to look for movement skills, whether or not he’s a natural hands catcher. Speed is the key. The U.S. game loves speed. Is he shifty in space? It’s a long checklist. Elic Ayomanor checked every box.”

“Like most Canadians, I started playing hockey and basketball and running track at a young age," Ayomanor told me during a previous conversation. “At some point, one of my best friends introduced me to football. The more I played football, the more I fell in love with its intricacies.”

Though Ayomanor possessed the profile of a moldable talent from a young age, naturally, there were areas of his game that required sharpening and attention to detail. Lacking the resources of a U.S.-born prospect, Ayomanor was particularly raw as a route runner. Dillon compared him to Palmer, who he called “the best Canadian Football player I’ve ever seen.” Palmer, a 2021 third-round pick, has produced 2,287 receiving yards in four seasons, and recently signed a lucrative contract with the Super Bowl-contending Buffalo Bills.

Ayomanor wasn’t initially on Palmer’s level, but Dillon saw the potential.

"Elic Ayomanor was as raw as raw gets, but the athletic ability was there"

“The biggest knock on Canadians is they don’t run good routes," Dillon noted. "It’s not their fault. They’re not taught the nuance of running complete routes at a young age. Elic Ayomanor was raw as raw gets, but the athletic ability, the speed, it was way above average, even at that age. You saw burst and explosiveness. You could already see his ability to make people miss in a phone booth.”

Realizing that Ayomanor, who paired athleticism with character, could play in the U.S., Dillon played a role in getting him to the The Peddie School in New Jersey, a college preparatory school located in Hightstown, Mercer County, which was coached by former Northwestern quarterback Chris Malleo at the time.

Ayomanor displayed the necessary motivation when he made his big move at just 14 years old. "He was hungry," Dillon said. "He was locked in and 100% willing to make the sacrifices."

“At that point, I was just hungry for the opportunity,” Ayomanor added. “I grew up watching these videos of American football, kids who went D-I and stuff like that. To me, I felt like it was my time, my opportunity to shine. I didn’t think twice about it. I wanted to make the move. I didn’t even see it as a sacrifice, to be honest with you. I saw it as an opportunity I was blessed to have.”

"I sent his film to every prep school," Dillon added. "It came down to Deerfield Academy and Peddie. He chose Peddie because they were one of the top [prep] programs at the time."

"My goal was to someday play in the NFL"

"The day that I decided to move to New Jersey for my sophomore year was the day that I began taking football very seriously as my future goal," Ayomanor said. "Right then and there, my goal was to someday play in the NFL."

Ayomanor quickly realized the roadblocks ahead. Known as a big-time prospect back in Canada, he joined a top-notch program at Peddie that would eventually produce D-I athletes at every position. Ayomanor had to technically refine the rougher edges of his game to fit in appropriately. Dillon encouraged the staff at Peddie to take a patient approach with his development. It paid off. Despite the challenges and competition, he got off to a good start as a sophomore before breaking his collarbone.

“That first year was especially hard for me,” Ayomanor said. “I was used to being the best player on every team I’d ever played on. When I got to Peddie, I was easily the worst player on the team in my opinion. We had 26 guys on the team and all of them went D-I. At that point, I was the worst player there. It was a shock to the system. I also dealt with the culture shock of moving from Canada to the U.S. That was a tough year. I needed to get better in a lot of areas. I put my head down and went to work.”

The following year, fresh off an injury, Ayomanor decided to reopen his recruiting when Coach Malleo left Peddie. As fate would have it, he chose Deerfield, the top contender when he initially committed to Peddie. Coach Brian Barbato would be key to Ayomanor’s development, but new challenges would present themselves. His junior season was canceled due to COVID, and his senior season was shortened because of a knee injury.

Ayomanor had to get creative.

"The phone wouldn't stop ringing"

“Together, Elic Ayomanor, myself, and Coach Brian Barbato put together a route tree video,” Dillon said. “That route tree video went viral within the coaching community. We didn’t put it out publicly. Coach Barbato and I tapped into our contacts. We sent it everywhere. The phone started ringing right away.”

"It was a compilation video of me running routes versus open air, or against one of our defensive backs who had a bunch of D-I offers at the time," Ayomanor added. "We posted it on social media and tagged a bunch of people. I think my mom tagged every D-I coach (laughs). I started getting offers out of nowhere. My stock exploded."

The offers began rolling in for a Canadian-born prospect who played nine high school games in the U.S. Athleticism, size, and speed were evident on tape. Ayomanor received offers from the likes of Notre Dame, Tennessee, Duke, Kentucky, Virginia, Ole Miss, Cal, Penn State, and others.

“They saw what I had been seeing for a long time,” Dillon said. “It felt like the offers would keep rolling in forever.”

A dream realized

Ayomanor took multiple recruiting visits, to Cal, Tennessee, and Duke, among others, but had his sights set on a specific program dating back to being a bug-eyed kid dreaming about his NFL prospects.

“The first time I ever spoke with Elic and his mom [Pam Weiterman], they expressed their interest in attending Stanford,” Dillon recalled. “At the time, I had a Canadian at Stanford by the name of Wesley Annan. I always remember that. They wanted Stanford from the beginning.”

A past relationship paid off. Dillon’s first-ever client was Tevaun Smith, who attended Iowa under wide receivers coach Bobby Kennedy (Smith would go on to play professional football both in the NFL and CFL). As fortune had it, Coach Kennedy landed at Stanford at the opportune time.

“I sent Coach Kennedy Elic’s tape, including that route tree video. My phone pinged two minutes later (laughs). Who the hell is this kid? That’s Elic Ayomanor, a top wide receiver.”

When preparation meets talent

“When I moved to the U.S. and figured out what college football was all about, I immediately made Stanford my goal,” Ayomanor added. “My mom was big on academics. I wanted to pair academics with athletics. To me, Stanford and Notre Dame are the premier programs in the nation when it comes to that. I got offers from both of them, but Stanford was my dream school.”

Ayomanor lived out his dream, choosing Stanford out of the mass list of potential suitors. Despite taking another step in his illustrious journey, adversity just wouldn't stop rearing its head for Ayomanor. He suffered a severe knee injury — tearing his ACL, MCL and meniscus — before his freshman season of 2022, forcing a redshirt year.

As per usual, Ayomanor overcame that adversity. Across the next two campaigns, he'd establish himself as one of the most productive, reliable

wideouts in college football. Ayomanor recorded a combined 125 receptions for 1,844 yards and 12 touchdowns in 2023 and 2024 before announcing his intention to enter the 2025 NFL Draft.

"Everything came together for me at Stanford, but a lot of preparation went into that success," Ayomanor added.

The Titans selected him with the 136th selection and he's heading into training camp in a unique situation for a fourth-round pick. Ayomanor possesses a realistic path to a starting role, with the Titans searching for someone to play the "X" position in Brian Callahan's offense for No. 1 overall quarterback Cam Ward.

From 2020 to 2024, a total of 79 wide receivers were selected on Day 3 of the NFL Draft. Only six of them surpassed 500 receiving yards in their rookie campaign. Ayomanor’s potential path to meaningful snaps could make him the seventh.

“I can play every wide receiver position, but I'm definitely a bigger guy," Ayomanor said about playing X receiver. "I’m very fluid in and out of my breaks. I think I can play in the slot if that’s what I'm asked to do, but I definitely have the size and traits to play X receiver."

Ayomanor is prepared for the challenges ahead. He's no stranger to adversity. Work ethic and sheer determination took Ayomanor from Medicine Hat, Alberta, Canada to two decorated prep programs before Stanford. Now in Tennessee with the Titans, he'll continue attacking the process with the same will and vigor.

"I’m going to keep the same habits that got me here," Ayomanor concluded. "I’m going to do what I know, and that’s working hard. I respect the process. That’s what I’m going to do throughout my entire career."

# # #

‘WE KNEW HE WAS GOING TO BE SPECIAL’: DEERFIELD ACADEMY ALUM ELIC AYOMANOR SET TO HEAR HIS NAME CALLED DURING 2025 NFL DRAFT

BY THOMAS JOHNSTON
GREENFIELD RECORDER
APRIL 24, 2025

The Deerfield Academy football program has turned into a power under Brian Barbato, sending numerous players to compete at the Division I level.

Now, those players are starting to get looks at the highest level of football.

For the second time in four years, a Deerfield Academy alum is expected to have his name called during the NFL Draft, which begins Thursday in Green Bay and runs through the weekend.

DA alum Hunter Long was selected in the third round of the 2021 draft, and this year, former Big Green player Elic Ayomanor is next in line to be selected into the league.

Ayomanor, who plays wide receiver at Stanford, spent his final two years of high school at Deerfield, graduating in 2022. He’s expected to hear his name called at some point over next few days.

“It’s always so cool to be part of their journeys,” Barbato said. “Whether they end up in the NFL or the Ivy League, however their story goes, it’s just great to see kids from DA reach the highest levels.”

It wasn’t the easiest of journeys that led Ayomanor to the Div. I level.

Ayomanor grew up in Medicine Hat, Alberta, Canada and began playing football when he was 13 years old. After playing well for Team Alberta in the U16 Western Regional Challenge, he made his way to America, joining The Peddie School in New Jersey.

“I saw right away that he was a baller,” Kwame Osei, who helped train Ayomanor in Canada, told ESPN in a story that ran last month. “He was faster than the other kids, he had soft hands, jumped out of the gym. He just looked the part.

“Everything I taught him, he really soaked in, and just asked the next question,” Osei continued. “... What sets the good from the great apart is the appetite to learn more.”

After an injury that cut his season short, Ayomanor came to Deerfield to play for the Big Green. His junior season was a wash due to COVID-19, as Deerfield had to wait a year to see his talent on the field.

During his brief tenure, he was everything he was hyped up to be. Ayomanor had a big game in the season opener against Lawrence Academy, but after scoring a pair of touchdowns against Williston in the Big Green’s second game of the season, went down with a torn PCL that ended his season.

In all, he played just nine games in three years at the U.S. high school level and just over six quarters of football with DA. Still, Barbato knew the kind of talent he had, not just the physical talent but the mental makeup always pushing to be great.

“We knew he was going to be special,” Barbato said. “He did some great things and did them consistently. He’s fluid and has a skill set that he has continued to lean into, work on and develop. Deerfield is between a rock and a river and it’s a slice of heaven here. This was his studio to work and improve. He spent countless hours on the field, on the turf, with our jugs machine, playing basketball, doing all the things you need to do to get better. This didn’t happen by accident. He wants to be great. Talent is just one piece of that.”

Despite his limited time on the field, Ayomanor had plenty of interest at the college level thanks to his natural talent. A 3-star recruit, 247Sports listed Ayomanor as holding 26 offers out of high school, including from Power Four programs Stanford, Cal, Notre Dame, Tennessee, Vanderbilt, Arizona, Boston College, Duke, Iowa, Kentucky, Ole Miss, Penn State, Virginia and West Virginia.

Barbato noted that David Shaw — Stanford’s head coach at the time — wanted Ayomanor to come out to a camp to see him in person before giving him a scholarship offer.

Already holding numerous offers, Ayomanor didn’t hesitate. He went to California and played well, earning the scholarship offer. He ultimately chose to attend Stanford.

“Stanford wanted him to go to their camp and he said ‘I’ll go earn the scholarship,’” Barbato said. “Most guys would take it as an insult but he didn’t. I laugh when NFL scouts call and ask about him. I tell them if you like his measurables, just wait until you meet him and see what kind of person he is.”

After redshirting his first year due to injury, Ayomanor broke onto the scene by catching 62 passes for 1,013 yards and six touchdowns as a redshirt freshman in 2023. He became a household name after he went off for 13 catches, 294 yards and three touchdowns in a primetime victory against future Heisman Trophy winner Travis Hunter and the Colorado Buffaloes. Stanford won the game, 46-43, in double OT after trailing 29-0 at halftime.

That performance on the national stage made him a household name in college football, though Barbato wasn’t surprised at all to see his pupil rise to the occasion.

“I would say it was such a cool, unbelievable thing to see but it was also very believable,” Barbato said. “Those who know him knew he had this in him. There was no doubt in our minds that he had greatness in him. To see it happen overnight on a national scale, it really was unbelievable but believable. He’s destined for big things.”

His numbers took a bit of a step back in 2024, as he hauled in 62 passes for 831 yards and six touchdowns on a struggling Cardinal offense. He declared for the draft as as 21-year-old redshirt sophomore.

Ayomanor measured in at 6-foot-2, 206 pounds at the NFL Scouting Combine in February, running a 4.44-second 40-yard dash. He hit 38½ inches in the vertical jump and measured a 10 foot, 7 inch leap in the broad jump, showcasing the athleticism that made him a star athlete on the track growing up.

“We would show up to colleges and beforehand, coaches would ask how tall he was,” Barbato said. “It’s amazing how many guys saw him in person and were in awe. In a day and age of underdelivering, he always overdelivers. He says he’s 6-foot-2 and he’s 6-foot-2 and a bit. He says he’s going to run a 4.5 and he runs a 4.44. He just always overdelivers. You see so many kids who say they’re 6-2 and you find out they’re really 6-1. Coaches anticipate that stuff with this generation. Not Elic. He overdelivers every single time.”

Ayomanor still keeps in contact with his coaches and some faculty at Deerfield. Barbato said everyone on campus has been impressed with his mindset and professionalism.

“He could have been an Olympic-level decathlete or sprinter,” Barbato said. “He developed a friendship with the head of our history department and they still talk and swap books to read on a regular basis. He was training for the Combine and she’s telling him about a book he needs to read and he goes down to the library to read it.

“It’s humbling knowing he has this thirst for knowledge. When you talk about transitioning to the NFL, it’s those things that make him such a good choice.”

It’s those type of intangibles that Barbato said makes him such a strong NFL prospect.

“He impacted this community and my family,” Barbato said. “My kids are always talking about Elic. He set a high bar here. The touchdown catches, the big plays, they’re all important. Where these kids go and how they impact the community they’re in are more important. That’s something that Elic epitomized. The character he has, who is is in the classroom… people loved teaching him. He’s a sponge for information.”

Where will Ayomanor get selected? NFL.com has him projected to go in either the third or fourth round, while ESPN’s Mel Kiper has him as his 79th ranked player overall in the draft. The Athletic’s Dane Brugler has Ayomanor as his 89th ranked player so expect him to hear his named called Friday night during the second and third round of the draft, or early on Saturday when the fourth round kicks off.

No matter where he ends up, Barbato is confident he’ll find success.

“I’d love to see him here with the Patriots,” Barbato said. “No matter where he goes, he’s going to do big things.”

# # #

NFL DRAFT: INSIDE ELIC AYOMANOR'S VIRAL NIGHT, JOURNEY FROM CANADA

BY ADAM RITTENBERG
ESPN.COM
MARCH 28, 2025

Just about everyone in Elic Ayomanor's life remembers where they were on the night of Oct. 13, 2023.

The wide receiver from Medicine Hat, Alberta, Canada -- now an NFL draft prospect -- had waited more than a year for his breakthrough at Stanford. That night, he would face Colorado and Travis Hunter, the two-way star who would win the Heisman Trophy the following season.

At halftime, Stanford trailed 29-0 and Ayomanor had zero receptions. Then, something magical happened. After Stanford got on the board and forced a Colorado punt, Ayomanor caught a quick in-route, cut upfield and ran 97 yards for a touchdown. Following another Colorado punt, Ayomanor caught a back-shoulder pass in front of a bewildered Hunter and sliced across the field for a 60-yard score.

The ball kept going to Ayomanor, and Stanford kept scoring. The Cardinal sent the game to overtime, then extended it after Ayomanor's 30-yard touchdown. Stanford prevailed 46-43 in the second overtime, completing the largest comeback in team history.

Ayomanor's final stat line: 13 receptions, 294 yards, three touchdowns. He set a Stanford single-game receiving yards record and came within 51 yards of the Pac-12 mark.

"I remember being really tired because of the altitude," Ayomanor told ESPN. "Like, after every single play, I'm coming back to the sideline and I'm like, 'Where's the oxygen? Whoever has the oxygen, let me know right now, because I need it.'"

The performance reached the group of people who helped Ayomanor get to the big stage.

Kwame Osei, who helped train Ayomanor in Canada, watched the game from a bar at the Las Vegas airport.

"I literally got up, I'm screaming, I'm cheering," Osei said. "I was filled with joy. I had tears in my eyes, just because I knew that this is it, this is the moment that's going to set him up for the next stage."

Justin Dillon, the scout who had helped recruit Ayomanor to the U.S., watched in an Ontario bar that became glued to an American college football game.

"The majority of these people, they didn't understand," Dillon said. "I kept saying, 'He's doing this against [who] they say is the best athlete in the NCAA.'"

This was the culmination of an odyssey that began in a place where hockey rules. It continued with Canadian All-Star teams and prep schools in New Jersey and Massachusetts and, finally, Stanford.

Canada has produced NFL players before. Thirty players from Canada appeared in an NFL game last season. Recent draft picks include John Metchie III, Chase and Sydney Brown, Chuba Hubbard, Jevon Holland and Chase Claypool. In the Canadian Football League, Doug Flute won league MVP multiple times and parlayed it into an NFL career. But those around Ayomanor, a potential Day 2 pick next month, think he has a chance to be special -- and help pave the path for those after him.

"Elic can be the face for football in Canada," Dillon said.

Although Ayomanor's mother, Pam Weiterman, didn't push her kids into sports, she encouraged them, with a caveat: If you start an activity, you need to finish it. Elic cried through his first time in hockey because he hated skating. He switched to football at 13 and was hooked.

Osei, a former CFL player who has coached at multiple levels in Canada, first heard about Ayomanor while coaching receivers for Football Alberta's under-16 team in 2018. When he arrived in Edmonton for training, everyone was buzzing about the receiver from Medicine Hat.

"I saw right away that he was a baller," Osei said. "He was faster than the other kids, he had soft hands, jumped out of the gym. He just looked the part."

Ayomanor (10) took part in all-star events in Canada before coming to the United States. Pam Weiterman

Ayomanor's inquisitiveness convinced Osei he could have a different type of trajectory.

"Everything I taught him, he really soaked in, and just asked the next question," Osei said. "... What sets the good from the great apart is the appetite to learn more."

Ayomanor shined as Team Alberta won the Western Challenge, a competition against teams from other provinces, scoring three touchdowns in the third quarter of the championship against Manitoba. Osei pulled Ayomanor aside afterward, and Ayomanor told him he wanted to play in the NFL. When Osei told Ayomanor that it could mean finishing high school in the U.S. to generate recruiting attention, the 15-year-old didn't flinch.

"Our country is hockey," Dillon said. "The best football players play in the U.S., and they have schools out there that are good academic schools that will facilitate international kids. So why are we not using this to help and make it easier for NCAA schools to recruit you?"

Weiterman didn't know anything about the path to major American college football or the NFL. Osei contacted Dillon, whose 730 Scouting service helps place top

Canadian players with U.S. high schools. A week after the Western Challenge, Dillon called Weiterman and made his case.

The opposing argument came via a "six-page email" Weiterman received from members of the Alberta football community outlining why Ayomanor should stay in Canada. Promising Canadian players had moved directly from their home country to major college programs.

"I've been telling him for years to think outside the box," Weiterman said of allowing her son to go to the U.S. "No parent wants to miss any years of their kid's life, but you will sacrifice that if it's for the betterment of that child. You want them to follow their dreams."

In 2019, then 16-year-old Ayomanor enrolled at The Peddie School in New Jersey, where Metchie played. Ayomanor played the first half of his sophomore season before breaking his collarbone. After a coaching change, he transferred to Deerfield Academy in western Massachusetts, another prep school. Then, COVID-19 wiped out his junior season.

He didn't let the time go to waste, though. He tried to master every receiver spot, even training with a 5-foot-8 teammate.

"That's extremely unusual for a high school kid to lean in and say, 'I want to do the things maybe I'm not as good at right now,'" Deerfield coach Brian Barbato said. "He's not just going to sit there and catch deep balls because that's what he does best. He was a sponge."

Ayomanor was set to play in 2021, but sustained a season-ending knee injury in Deerfield's second game. His American football odyssey had yielded nine games over three years.

"I had to go to a few camps and post some practice film," he said. "It was fun. I love competing, so I was super happy and eager to go wherever I had to go to compete and prove my worth."

Although Ayomanor lacked game film, he had a workout video where he looked the part of a Power 4 recruit.

Ayomanor had more than 20 offers by late spring of 2021, but he wanted to hear from his dream school: Stanford. Dillon reached out to Bobby Kennedy, then Stanford's wide receivers coach, who had coached Tevaun Smith, another of Dillon's Canadian prospects, while at Iowa. Kennedy said he started digging into Ayomanor's background and liked what he saw, even with limited film.

Kennedy wanted to extend an offer, but then-Stanford coach David Shaw required Ayomanor to attend the team's camp. Kennedy worried about whether a player with offers from Notre Dame, Tennessee and others would want to do that.

"He goes 'Coach, I'll come to camp. If that's what I need to earn a scholarship at Stanford, then I'll do it,'" Kennedy recalled.

About 10 minutes into Ayomanor's workout at Stanford, Shaw approached Kennedy with the scholarship green light.

His journey from Medicine Hat to major college football was complete, but the wait to showcase his talents would continue. He redshirted his freshman season in 2022 after tearing his meniscus, and began the fall of 2023 practicing with a brace on his knee.

It would come off the week of the Colorado game.

Weiterman usually watches Ayomanor's games alone. She gets too worked up.

By halftime of the Colorado game, she started getting ready for bed. She came downstairs in her pajamas for the third quarter and saw Ayomanor streaking across the TV. Her phone began blowing up with every big catch and touchdown.

She didn't get to bed until 4 a.m., after speaking with her son.

"I was just like, 'You showed them, Elic. This was your day, this was your time,'" Weiterman said. "And what better day? Like, prime time! It was in his cards, it had to be in his cards."

Ayomanor's breakout game lit a spark. Two weeks later, he had 146 receiving yards against Washington and, later in the season, put up 122 yards against No. 12 Oregon State and 116 against Notre Dame. He finished with 1,013 yards on 62 receptions, and earned honorable mention all-league honors. He received the Jon Cornish Trophy, given to the top Canadian college football player.

This past season, Ayomanor had similar numbers -- 63 receptions, 831 yards, six touchdowns -- and was a second-team All-ACC selection. Stanford once again missed the postseason, and after only 24 college games, he elected to enter the NFL draft.

"For me to decide to go to the NFL, it's similar to the reason why I left my hometown in the first place," he said. "I've always wanted to pursue more difficult and challenging environments, so I can grow faster."

The 6-foot-2 Ayomanor has spent the past few months immersed in NFL draft prep. He had solid numbers at the combine earlier this month, running a 4.44-second 40-yard dash and putting up a 38.5-inch vertical, which ranked seventh among all wideouts in the class. Scouts believe he has the ability to see early playing time as a rookie. In ESPN analyst Matt Miller's recent seven-round mock draft, Ayomanor was projected to the New England Patriots at No. 69 overall.

Wherever Ayomanor lands it will be the next mile marker on his journey and a destination many around him knew he was capable of.

As Dillon left the bar in Ontario well after midnight the night of the Colorado game, he thought to himself, "You're going to the NFL,

young man. You punched your ticket."

# # #

GRAVEL ROAD TO GREATNESS

BY DAVID KIEFER
GOSTANFORD.COM
NOVEMBER 26, 2024

EACH WEEK DURING the football season, Elic Ayomanor is introduced in some way – to a television audience, in a game program, on a flipcard distributed in a press box.

He is a redshirt sophomore wide receiver from Stanford, and one of the best in college football. His major is computer science. And he's from Medicine Hat, Alberta, Canada.

But where is someone from exactly? Is it their birthplace? The town where they grew up? Or is it the place they feel they belong?

Medicine Hat is Ayomanor's point of origin. It's where he grew up, where his mother raised him, where his dreams sprouted. But where does he belong? Maybe it's a remote farm on a gravel road, a prep school in the countryside, or a green swath 100 yards long under bright lights.

'Medicine Hat' is the simple answer. The long answer is not so simple

THE CLOUDS PASSED in front of Edmonton's high summer sun as Team Alberta, an all-star football team of 15- and 16-year-olds from the Canadian province, struggled in a tournament game. The special teams weren't helping and Kwame Osei, an assistant coach, found himself taking glances at his injured receiver.

Finally, a frustrated Osei couldn't help himself and asked Ayomanor, "Can you return kicks?"

Though he'd never done so on this team, Ayomanor replied "sure" without hesitation, and jogged onto the field.

"We were behind," Osei recalled. "I see this athlete right beside me and we're not using him …"

Ayomanor caught the first punt at the 45-yard line, accelerated up the left sideline, cut inside a defender at the 25, broke a tackle at the 4, and kept his balance as he was knocked backward at the goal line. Touchdown.

Moments later, Ayomanor caught another punt, this time at his own 51 on Canada's 110-yard field. He found room again up the left side, stiff-armed a defender at the 10, and scored again. Later, he caught a touchdown pass as his team rallied to win. Ayomanor was named tournament MVP.

This was the validation Osei was looking for. As a 'spotter' for a service called 730 Scouting run by Justin Dillon, Osei kept an eye out for promising players from his province who had high goals in the game and would benefit from exposure in America.

Ayomanor made an impression on Osei with his great athletic ability, but what set him apart in Osei's mind was his inquisitiveness. "He seemed thirsty and hungry to know more about the game," Osei said.

In this instance, Ayomanor couldn't practice because of a hyperextended elbow, but remained engaged in everything around him, asking questions about alignments, positioning, game situations, and strategy. But game film was the catalyst.

Osei approached Elic afterward and asked what he wanted from football.

"To play in the NFL," he said.

"Then you need to go to the States," Osei replied.

Osei wanted that thought to marinate for a few days and, if truly interested, Elic could call back and bring his mother into the conversation.

Two days later, Ayomanor called. He was on board, but his mother was hesitant.

"I don't blame her," Osei said. "Single mom. This is her only son. He's young. Letting him go to America … It was risky."

PAMELA WEITERMAN split from Elic's father when her son was an infant. A farm girl growing up, Weiterman settled in Medicine Hat, a small prairie city of 63,000 along the South Saskatchewan River. It's known as the "The Gas City," for its natural gas reserves, and "The Sunniest City in Canada," belying the fact that temperatures dip to minus-40 Fahrenheit during the winter. And it's a hockey town, home of the Medicine Hat Tigers, a major junior team in the Western Hockey League.

Pam has two kids, Elic and Jill, the oldest by seven years. She spent half the time with her father. Mostly, it was Pam and Elic, a name created as a compromise between each parent's choice, Alek and Eric.

"He really just had me," Pam said. "I was the mom and the dad."

She raised Elic with structure and rules and an uncompromising style. If you're going to run the race, you'd better run to win. If you're going to take a class, you'd better try to get an 'A.' Quitting? Don't even think about it.

While most kids in town start playing hockey at 3 or 4, Elic didn't show interest until he was 6, and begged to try out like his friends.

"I didn't even know how to skate yet," he said.

Predictably, it did not go well. Elic didn't want to play anymore and Pam was having none of it.

"Once you start something, you finish it," she said. So, Elic returned and, in one day, taught himself how to skate. That moment was a revelation.

"Something just clicked," he said. "It sparked a certain type of competitiveness. I just kept going. I learned to really love figuring out a way to get to where I wanted to be."

When things don't go quite right, Elic reminds himself of that time and where he came from.

"Our family name is Weiterman, and there's a certain characteristic that comes with being a Weiterman, a certain grit," he said. "You know that person's a Weiterman, for sure. And a Weiterman definitely does not quit on anything."

ACCORDING TO Google Maps, the drive from Medicine Hat to Kincaid, Saskatchewan, is 313 kilometers (194 miles) and takes 3 hours and 16 minutes.

"They don't know the backroads," he said. "It's more like 2 ½ if you know the right way."

Pavement is overrated in southern Saskatchewan. If you want to get anywhere, it's gravel you need to take.

Kincaid is a 'village' of 120. It has a grain elevator, indoor rink, school, store, and Bouvier's Berry Basket (open all summer). Three miles outside on, you guessed it, a gravel road, is the Weiterman homestead.

The property once spanned 2,560 acres and the farm ran 100-150 cattle. Crops rotated among barley, canola, duram, flax, hay, lentils, mustard, oats, peas, and wheat. There's a well, but the water is undrinkable. Drinking water is brought home in five-gallon jugs. And there is no wi-fi. Too expensive in the Rural Municipality of Pinto Creek No. 75.

This is the home of Jack and Theresa Weiterman, Elic's grandparents. They're retired now. The last cow has been sold, and they're down to 160 acres. But this is the destination for every major holiday, family gathering, and summer vacation.

"Kincaid is in the middle of nowhere," Elic said. "And they live even more in the middle of nowhere."

Elic learned to ride a bike there. He drove go-karts and quads. There were races of every sort and countless competitions among family. There is a massive egg hunt at Easter, and at Christmas every year, they rent the entire Kincaid rink for 100 friends and relatives, with skating, food, and gifts.

The family brand was the Flying J and during branding season, Elic helped tag calves and hold them down while their ears were clipped.

Elic witnessed the difficulties of calving season, when pregnant cows need to be checked frequently, including in the middle of the night in the coldest of winters. If a mother was in trouble, Jack would have to pull the calf out, sometimes even bottle feeding until they were strong enough to return to the mother, who sometimes would reject it.

"They were long days, but that was farm life," Pam said. "We grew up as strong kids because we worked. We really worked."

How strong? Pam was known for arm wrestling. Jack would think nothing of pitting shy 11-year-old Pam against his friends. And she would win.

Her one regret is not knowing when to stop. For the first 13 years of Elic's life, Pam was undefeated against her son.

"One day, he came and said, 'let's arm wrestle,'" she said. "He was getting stronger, but I thought, let's do it. And he beat me. I knew I would never beat him again. I should not have said yes … Damn. Too late."

Childhood for her, when she wasn't working, was carefree. It meant walking an hour to town on her own, spending the day catching frogs, making mudcakes with twigs as candles, swimming in ponds while pulling leeches off her skin without a thought.

"To regular kids, that sounds disgusting," Pamela said. "But in your mind, you're just adventuring. You're outside in nature. You're making memories."

From the house, you can turn any direction and just see land. It seems to go on forever.

"There's no judgment on the farm," Pamela said. "You can just be you."

But as she got older, Pam itched for something different. "I wanted out," she said. "I was not going to do that with my life. But, now, looking back, those were the best days."

Elic would say the same.

"Farm kids are just tough," he said. "That's just how it is."

I could see it ... People ask me, 'how do you know?' I see something in them that is needed to take it to the next level. I knew this guy was different. There was hard work instilled in this young man. He realizes where he came from. This is not a suburban kid.

Justin Dillon

730 Scouting

DILLON SAID IT took three plays on film to be sold on Ayomanor.

"I could see it," Dillon said. "People ask me, 'how do you know?' I see something in them that is needed to take it to the next level. I knew this guy was different. There was hard work instilled in this young man. He realizes where he came from. This is not a suburban kid."

With Dillon's backing, prep school coaches began making house calls to Medicine Hat. From those who showed interest, Elic narrowed it down to The Peddie School in Hightstown, New Jersey, and Deerfield Academy in Deerfield, Massachusetts, for his sophomore year.

While visiting, Pam realized these were the best schools anywhere. Football or no football, they had just won the lottery.

"I was sold," she said.

After choosing The Peddie School, they applied for and were granted financial aid to cover costs that were more than Pam's annual salary.

Though the roster at Peddie was small, Elic quickly came to the conclusion that "I was the worst player on the team. Probably 90 percent of the players ended up playing Division I football," he said. "But the way I responded to being the worst player is the reason I got into Stanford in the first place."

Elic rarely watched sports growing up, with the exception of a shootout compilation by his favorite hockey player, Patrick Kane of the Chicago Blackhawks. And though Elic was a hard worker on the football field, it wasn't purposeful. But at prep school, he was exposed to players like him, with big goals. He was there to be the best, to reach the NFL. He now had a motive, a why, and a destination.

Ayomanor played seven games before breaking his collarbone, catching 17 passes for 253 yards and three touchdowns during an 8-0 season for the Mid-Atlantic Prep champions. It would be the most action he would see in a high school season.

A coaching change at Peddie prompted Ayomanor to transfer to Deerfield as a junior, but his season was wiped out by the COVID-19 pandemic. His senior season was wiped out by a knee injury in the second game.

Three years of American high school football amounted to only nine games and very little film, leaving little to show college recruiters.

"When I tell people I've got a kid from Alberta, they're like, 'OK, where is he from?' And I go, 'Medicine Hat,'" Dillon said. "Canadians, let alone Americans, go, 'What? From where? He plays football?'"

AS A SINGLE working mom, Pam was conscious of outside influences and tried to keep Elic as busy as possible. That meant signing up for every sport imaginable.

His middle school doubled as a hockey academy and each day Elic alternated between a day of classes and a day of hockey. There were camps, trips, and games in whatever the sport and because Medicine Hat was so remote, Elic and his friends spent much of their time in Pam's car, traversing across the emptiness of the northern plains.

This was where Pam felt like she really got to know her son. She could hear his conversations, learn his music.

"Those were some of my best memories," she said. "At home, I'm busy. But when we're in that car, it's just us. I hear them talk about boy stuff or kid stuff, and I get to be part of it."

Pam does not tolerate swearing, but at the end of one trip, when someone cursed, Pam pulled into the driveway, turned to the kids and said, "'Here's the rule: The only time you can swear is if we're in this car in this driveway. I don't want to hear it any other time.' So, we sat in that driveway and just swore for five minutes straight. It was the funniest thing."

These were the moments that made her conversation with Osei even harder.

Born in Ghana, Osei was raised in Toronto with no guarantee he would escape the gangs, drugs, and violence of his neighborhood. Osei felt no one cared, not even his coaches. But there was a teacher who did. That teacher saw Kwame for who he was and invested time and effort into him. Osei grew in confidence, and would go on to play college football, earn two degrees, and become a gifted public speaker, mentor, and teacher.

"I understand that every child is one caring adult away from becoming a successful story," Osei said. That's why he needed to talk to Elic.

"I saw a kid who needed guidance," he said.

When Kwame got on the phone with Pam, her first reaction was, "I don't think so."

"You're always very proud of your kids," Pam said "At the same time, I didn't know how I would let him go. He was going to be in a different country, with people I didn't know, doing stuff I didn't know. As a parent, you just worry about every damn thing.

"I said, 'We're not doing it.' But Elic kept insisting. In the end, I believed in Elic.

"For a full year, I just cried."

If everyone is on board, Osei sends film to Dillon, who evaluates a player's Division I potential. If good enough, Dillon uses his connections to find a U.S. boarding school with a strong football program to attract a major-college scholarship and perhaps blaze a path to the NFL.

Complicating these conversations was pushback from the Medicine Hat football community who heard rumors of Elic's departure and felt he was being set up to fail. He was better off in Canada, they said. Meanwhile, Osei kept his involvement secret for fear of backlash, and Pam was hearing the talk too.

Pam was skeptical of Dillon's motives, but quickly realized that Dillon had Elic's best interests at heart and was someone they could trust.

"I realized he wasn't that guy at all," she said. "I was a lot calmer after that."

Ayomanor never wavered. "Justin has been doing right by us from the very beginning," he said. "He really just wants to get Canadians the opportunities Americans have. He always says to me, his goal is to flood the NFL with Canadians."

Elic saw no precedent for a path to football success from his home

province as there was for hockey. Two examples he could think of were Chuba Hubbard and Ajoe Ajoe. Hubbard, a running back, stayed at home, got a scholarship to Oklahoma State and now plays for the NFL's Carolina Panthers. Ajoe, a receiver, transferred to a Florida boarding school, played at Clemson and South Florida, and now plays for the Canadian Football League's Saskatchewan Roughriders.

"There's not a lot of respect in recruiting for Canadian athletes," Ayomanor said. "If I had stayed in Canada, I maybe would have gone to an FCS school, but probably not even that. I probably would be playing Canadian college football right now."

FROM THE MINUTE Ayomanor met Deerfield teammate Geoffrey Jamiel, they became fast friends. They were like-minded receivers determined to be the best they could be.

Jamiel came from a football family. His father, Joe Jamiel, was one of Brown University's all-time greats as a running back and kick returner. Two older brothers, JoJo and Andrew, played receiver in college.

"Being from Canada, Elic hadn't really been exposed to football in the sense that I had – I grew up with a football in my hand 24/7," said Geoffrey, now a junior receiver at Lehigh. "I knew Elic had untapped potential, and he knew it too. And he was obsessed with getting better and unlocking that potential."

One difference between the two: Jamiel was 5-foot-8 and 180 pounds while Elic was 6-3 ½, 215 pounds. Jamiel knew that with his size, his shot at playing receiver in Division I depended on mastering technique, running precise routes, and catching the ball cleanly. But for a big receiver like Elic, route running typically wasn't a priority.

But Elic realized that if he also mastered route-running, and combined with his size and athleticism, he could be the perfect receiver.

They trained together every day, even while quarantined during COVID at the Jamiels' Cape Cod home. Andrew Jamiel sent professional level coaching plans. And Joe, a longtime youth and high school coach, offered his input.

"Elic didn't have a season, so he knew getting film out there was the most important thing," Geoffrey said. "We tried a ton of stuff. We tweeted videos of us lifting, sprinting, running routes and catching passes, and playing in intrasquad games. Anyone who knows anything about football could see how smooth and fluid of a route-runner he was."

One video of Elic running a route tree attracted particular attention. How could someone that size run the routes of a smaller receiver? In the COVID recruiting world, the video went viral and the offers started to come in.

Early on, Dillon put Stanford out there as the ultimate goal, the epitome of all that Elic and Pamela valued. Dillon had a Stanford connection through Wesley Annan, a 6-4, 275-pound defensive tackle from Whitby, Ontario, who Dillon steered through Lake Forest (Ill.) Academy to The Farm. Though Annan never played at Stanford because of injuries, he graduated with a human biology degree in 2019. That connection helped Dillon get the attention of Cardinal coaches, especially David Shaw's receivers coach, Bobby Kennedy.

After sending video to Kennedy, Dillon's declaration was being put to the test. Dillon, his wife and mother-in-law were on the way to visit relatives when a call came to Dillon's cell. It was Kennedy, who had just watched a compilation that Dillon provided the night before.

"I love this kid," Kennedy said. "This guy's going to be special."

The others in the car could sense this was a monumental and emotional moment. Dillon's mother-in-law said, "It looks like you did something big for a kid there."

"I did," Dillon replied. "I did something huge. You don't understand, this is what I told him in the beginning. I want this more than Christmas. I want this more than anything for this young man. Because I know if he gets this offer, it's over for him."

Ayomanor was invited to a Stanford camp and made a lasting impression by asking to be matched up for his final rep against the camp's best defensive back. Ayomanor beat him down the sideline and caught a deep pass on a fade. That afternoon, Shaw offered Elic a scholarship.

ON A FRIDAY NIGHT in Boulder, Colorado, Ayomanor was presented to the world. It was Game Six of the 2023 season. Ayomanor missed the 2022 season with injury, and was eager to make an impact.

With an ESPN audience, Stanford fell behind Colorado, 29-0, by halftime and Ayomanor had nary a catch. But in the second half, he exploded for touchdowns of 97 and 60 yards as Stanford rallied to force overtime.

The Buffaloes pulled ahead once again, but Stanford countered with a spectacular catch from Ayomanor, who gathered a pass from Ashton Daniels by pinning the ball on the back of cornerback Travis Hunter for a 30-yard touchdown – the signature play in Stanford's 46-43 victory. Ayomanor caught 13 passes for a school-record 294 yards.

Jamiel watched the first quarter, and not an especially good one for Ayomanor, before going to bed early to rest for a game against Georgetown the following day. When Jamiel woke up, his phone was blowing up. "Did you see your boy?!" "Your boy's going off!"

"I shot out of bed," Jamiel said. "I watched all the highlights. I texted Elic at 5 a.m. and he was still awake from the night before. It was surprising for everyone else, but not

for me. I knew it was a matter of time.”

Ayomanor felt the same.

“Truthfully, in my college football career, there was going to be a game where I did that, just because of the level of play I’m at,” he said. “I just ended up doing it where there was the most media and against the most tracked team of the year.”

Though Stanford has endured an uneven 2024 season, Ayomanor knows he’s even better than he was last year when he earned the Jon Cornish Trophy as the top Canadian in college football.

“My route running is better,” he said. “My endurance is better. My feel for the game is better. I play faster because I’m more sure of myself. I see things quicker. I’m just better at everything.”

The one-handed grab at the pylon for a 17-yard touchdown in the 26-24 ACC-opening victory at Syracuse?

“Instinctual,” Ayomanor said. “But how you make it instinctual is by working, by catching hundreds of balls and running hundreds of routes, and catching it at different angles a bunch of different times. The play is instinctual, but the work isn’t.”

IN THE CANADIAN PRAIRIES, “you don’t need the highway,” Pam says. “We’re taking the gravel roads.”

The same could be said for Ayomanor. Be wary of smooth. Be wary of easy.

“I’m a product of the values I was raised with,” he said.

You’re your mom’s son. You don’t quit, and you don’t let her beat you in arm wrestling. Flash is unnecessary with dirt under your fingernails and miles of empty land in front of you.

“Authentic and genuine,” says Mom. “That’s how we grow up here.”

# # #

TITANS CB DARRELL BAKER JR. IS THE TEAM'S NOMINEE FOR THE SALUTE TO SERVICE AWARD

BY JIM WYATT
TENNESSEETITANS.COM
OCTOBER 29, 2025

Titans cornerback Darrell Baker Jr. is the team's nominee for the Salute to Service award.

The NFL and USAA, an official NFL Salute to Service partner, announced the 2025 nominees for all 32 NFL teams on Wednesday.

The Salute to Service Award presented by USAA celebrates NFL players, coaches, staff, and alumni who actively honor and uplift the military community through meaningful service and advocacy.

A year ago, Baker's parents were named as the 12th Titan in last year's Salute to Service game, where they were celebrated for their service on the field pregame.

Additionally, Baker wore a helmet decal that included the initials NM to honor fallen soldier CW2 Natalie Wamsley.

He also spent time with Wamsley's family during a trip to Ascension Saint Thomas Sports Park. Baker connected with the family on the sacrifice of service while giving the family a tour of the facility and gifting them a commemorative football.

This year, Baker will attend a Veterans Appreciation Lunch and Bingo event with Operation Stand Down Tennessee. He will also participate in the Titans TAPS program again and wear the initials of another fallen soldier.

VISIT NFL.COM/SALUTE TO VOTE FOR DARRELL

Below is a story on Baker and his family's military background that was published during Salute to Service week a year ago:

Titans CB Darrell Baker Jr. Proud of Lessons Learned From His Parents, Both Retired U.S. Army Veterans

NASHVILLE – As a young boy, Darrell Baker Jr. found out what it was like to grow up in a military family.

Both of his parents served in the U.S. Army.

There was discipline, and the example of hard work set for him to follow.

Baker found out what it meant to sacrifice, even if he didn't truly understand it until he got older.

Darrell Baker Sr. and Johnetta Dixon, retired U.S. Army veterans, served stints in Baghdad, Iraq, and Kuwait, among other locations oversees. Darrell Baker Jr. was born on March 27, 1998, in Panama City, Panama, when his parents were stationed there.

Baker's parents moved to Georgia when he was young, and he was surrounded by six siblings as his parents were stationed in Fort Benning and Fort Gordon. There were times when his parents had to leave for months at a time, his father a contractor in the Army, his mom a cook.

"I remember when we'd get a surprise, and go to the airport to pick them up," Baker said with a smile. "That day was like heaven on earth."

It wasn't always easy, Baker Jr. said.

"We weren't the most wealthy family in the neighborhood," Baker said. "But my parents made sacrifices, and they did what they could to make sure all of us were fed, and taken care of."

And, there was discipline.

"It wasn't like crazy strict, but there was discipline in the household, doing chores all the time, having to clean," Baker said. "Little still you don't notice when you are younger, making up your bed, ironing your clothes, little stuff that matters today as an adult.

"When you get around new people, especially as you enter college, you realize not everybody was raised like you were. You see those differences it can make."

There are also some things Baker doesn't know about the emotional toll of being in war.

"As I got older, just seeing their reaction when asked about it," he said, "I didn't really want to talk about it with them."

Baker said he once considered going into the Marines, but he fell in love with sports, and football, instead.

Playing in the NFL became his dream.

Over the years, the toughness and perseverance he learned from his parents helped push him as he found his way.

Baker had zero scholarship offers for football out of high school at Hephzibah (Georgia).

After playing in college at Georgia Southern, he was not invited to the NFL combine

Baker signed with the Arizona Cardinals as an undrafted free agent following the 2022 NFL Draft, but he was waived by the team three months later. That's when he was signed by the Indianapolis Colts, where he earned a starting job with the team in 2023 after paying his dues on the practice squad most of the 2022 season.

When Baker was released by the Colts back in August, the Titans signed him.

He's been a regular contributor for the Titans ever since.

Teams across the NFL are celebrating Salute to Service throughout November, a dedicated time to recognize and pay tribute to the courageous men and women

who have served or are currently serving our country. Salute to Service is the NFL's year-round initiative that focuses on honoring, empowering and connecting with service members, veterans and their families.

"Salute to Service is just a lot of respect shown to them, to the military," Baker Jr. said. "They go oversees, across the world, to fight to make sure everybody here in America is safe. You see the wars in Iran and things that take place in Palestine. … Those that serve our country go over there and risk their lives, and we get protected in turn.

"I'm very blessed to have my parents, very proud of them. And, very blessed to still have them, because there are so many people who don't make it out of those wars, and they are two people God put His hand over and I'm very thankful for that."

# # #

EXCLUSIVE INTERVIEW: TITANS CB DARRELL BAKER JR. ON MAXIMIZING OPPORTUNITY

BY JUSTIN MELO
BROADWAY SPORTS MEDIA
NOVEMBER 13, 2024

Tennessee Titans cornerback Darrell Baker Jr. has been one of the defense's bigger surprise performers this season. Claimed off waivers in late August after initial 53-man rosters were finalized, Baker Jr. was supposed to join Tennessee as a depth cornerback. Injuries to L'Jarius Sneed and Chido Awuzie have instead catapulted him into the starting lineup, where he's played good football for a secondary leading the NFL in defensive passing yards allowed per game (156.7).

Baker Jr. recently spoke exclusively with Broadway Sports. Baker Jr. discussed joining the Titans via the waiver wire, preparing to play in Dennard Wilson's defensive system, what he's seen from rookie corner Jarvis Brownlee Jr., and so much more.

JM: I want to start at the beginning of this season. What was that weekend like when the Tennessee Titans claimed you off waivers? Navigating that 53-man roster stuff has to be a little hectic. Did it remind you of being an undrafted free agent again?

Darrell Baker Jr.: It kinda did remind me of being undrafted again. Being released by the Indianapolis Colts caught me by surprise after previously making their 53. After they made that decision, my fiance and I were talking about our options. It's funny, we actually talked about the possibility of landing in Nashville, Tennessee.

The next day came, it had been about 24 hours since the Colts released me. I was actually getting set to sign back to the [Colts'] practice squad when my agent texted me telling me I had been claimed. I was like by who?!? My fiance and I laughed when he said Tennessee.

My agent and I hadn't spoken to any teams throughout that process. The Titans decided to make that move and it put a huge smile on my face. I spoke to one of the [Titans'] local scouts. I hopped on the road and drove right up to Tennessee.

JM: You come in and you're supposed to be a reserve behind guys like L'Jarius Sneed and Chido Awuzie. Fast forward to today and you've played more than 40 percent of all defensive snaps. You've been a boundary starter for multiple games in a row. What do you think it was about your mindset that allowed you to contribute right away?

Darrell Baker Jr.: I just prepare every day like I'm a starter. I was doing that when Sneed and Awuzie were healthy. You have to be ready when somebody goes down. I didn't want the coaching staff to feel like there was a drop off when I had to come into the lineup.

One of our coaches told me, "even when you're not a starter, you're still a starter because you're one play away from being one." They expected me to make plays when I entered the lineup. I've been trying to bring a burst of energy to the defense.

Ever said our coaching staff said they didn't expect a drop off, I've been living by that.

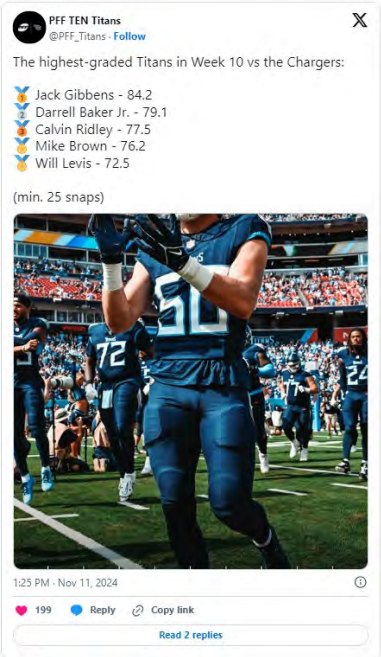

JM: Defensive coordinator Dennard Wilson blitzes a lot and plays a lot of man coverage. Corners have to play on an island in this scheme. How do you think coach Wilson's system suits your skill set?

Darrell Baker Jr.: I love playing in coach Wilson's system because I have terrific length to play man coverage. I love getting my hands on guys at the line of scrimmage. I've been encouraged to be a bit more physical than I was at my last spot.

We know we have guys up front that can get after the passer. That allows me to play physically at the line of scrimmage. Our staff has done an incredible job keeping me prepared and making sure I know what to expect. I'm staying on top of my game throughout this process.

JM: It's also not like coach Wilson made changes to his scheme to accommodate the injuries. He's shown a lot of confidence in you to execute what Sneed and Awuzie execute. What has that confidence in your game meant to you?

Darrell Baker Jr.: I love it. We play a difficult position. As a cornerback, I have to go out there and play with confidence no matter what. I'm always trying to stay true to myself out there. I have to make those plays when the ball is thrown my way.

JM: You also have three pass breakups this season in a few starts. You had seven with the Colts last year. What is it about your mentality that allows you to make plays on the ball?

Darrell Baker Jr.: My goal every game, every season, is to not allow any catches when the ball is thrown in my direction. I always bust my tail off for the guys in front of me. I play hard for everybody on our sideline, everybody in our organization.

JM: Who would you credit as being the leader in the secondary? Either the vocal one, or one that leads by example.

Darrell Baker Jr.: Amani Hooker has been here for a few years. He's done a great job catching me up on a lot of things. We're always talking and communicating on the field. We recently lost Quandre Diggs to an injury. He was a terrific resource for me as well. He was that voice for us, that veteran leader. We know we could depend on him, and I'm working hard to ensure he knows he could depend on me.

I would say we have a great combination in our defensive back room. Coming here on short notice, all of my teammates helped push me to get to this level. They helped catch me up on the playbook. They got me to a point where I feel extremely comfortable out here.

JM: You're a young corner, but you've played a lot of football. What have you seen from Jarvis Brownlee Jr. as a rookie? You guys have been the starters on the outside lately due to injuries, and you're the vet and he's the rookie.

Darrell Baker Jr.: Jarvis Brownlee Jr. is an extremely physical and feisty cornerback. I love the way he plays the game. There's nothing he can't do defensively. He can handle every assignment, every responsibility. I've loved watching him grow every single week. He's come in and played so well for us as a rookie.

It's been amazing to see. I'm not sure I've seen that from anybody at my previous stops. Credit to everybody in our defensive back room for helping get Jarvis ready for his opportunity. He's been doing his thing because he's well prepared.

JM: We've appreciated your time today, Darrell. This has been outstanding. In closing, what are your goals for the remainder of this season?

Darrell Baker Jr.: I'm trying to get at least two interceptions (laughs). That's a personal goal of mine. As far as our team goes, we're trying to finish strong. We believe we're better than our record indicates and we want to prove that before the 2024 season ends.

Let the chips fall where they may.

# # #

SALUTE TO SERVICE: TITANS CB DARRELL BAKER JR. PROUD OF LESSONS LEARNED FROM HIS PARENTS, BOTH RETIRED U.S. ARMY VETERANS

BY JIM WYATT
TENNESSEETITANS.COM
NOVEMBER 14, 2024

NASHVILLE – As a young boy, Darrell Baker Jr. found out what it was like to grow up in a military family.

Both of his parents served in the U.S. Army.

There was discipline, and the example of hard work set for him to follow.

Baker found out what it meant to sacrifice, even if he didn't truly understand it until he got older.

It will be a proud moment for Baker, a cornerback with the Titans, when his parents are recognized as the Honorary 12th Titans for Sunday's game against the Vikings at Nissan Stadium.

It will be part of the team's Veterans Day celebration during Salute to Service month across the NFL.

Darrell Baker Sr. and Johnetta Dixon, retired U.S. Army veterans, served stints in Baghdad, Iraq, and Kuwait, among other locations oversees. Darrell Baker Jr. was born on March 27, 1998, in Panama City, Panama, when his parents were stationed there.

Baker's parents moved to Georgia when he was young, and he was surrounded by six siblings as his parents were stationed in Fort Benning and Fort Gordon. There were times when his parents had to leave for months at a time, his father a contractor in the Army, his mom a cook.

"I remember when we'd get a surprise, and go to the airport to pick them up," Baker said with a smile. "That day was like heaven on earth."

It wasn't always easy, Baker Jr. said.

"We weren't the most wealthy family in the neighborhood," Baker said. "But my parents made sacrifices, and they did what they could to make sure all of us were fed, and taken care of."

And, there was discipline.

"It wasn't like crazy strict, but there was discipline in the household, doing chores all the time, having to clean," Baker said. "Little still you don't notice when you are younger, making up your bed, ironing your clothes, little stuff that matters today as an adult.

"When you get around new people, especially as you enter college, you realize not everybody was raised like you were. You see those differences it can make."

There are also some things Baker doesn't know about the emotional toll of being in war.

"As I got older, just seeing their reaction when asked about it," he said, "I didn't really want to talk about it with them."

Baker said he once considered going into the Marines, but he fell in love with sports, and football, instead.

Playing in the NFL became his dream.

Over the years, the toughness and perseverance he learned from his parents helped push him as he found his way.

Baker had zero scholarship offers for football out of high school at Hephzibah (Georgia).

After playing in college at Georgia Southern, he was not invited to the NFL combine

Baker signed with the Arizona Cardinals as an undrafted free agent following the 2022 NFL Draft, but he was waived by the team three months later. That's when he was signed by the Indianapolis Colts, where he earned a starting job with the team in 2023 after paying his dues on the practice squad most of the 2022 season.

When Baker was released by the Colts back in August, the Titans signed him. Baker has stepped in and played well for the Titans this year, playing in eight games, with three starts.

On Sunday, Baker and his parents, who live in Augusta, Georgia, will all be on the NFL field together, when his mother and father will be recognized for their service to the county, and their commitment.

Teams across the NFL are celebrating Salute to Service throughout November, a dedicated time to recognize and pay tribute to the courageous men and women who have served or are currently serving our country. Salute to Service is the NFL's year-round initiative that focuses on honoring, empowering and connecting with service members, veterans and their families.

"Salute to Service is just a lot of respect shown to them, to the military," Baker Jr. said. "They go oversees, across the world, to fight to make sure everybody here in America is safe. You see the wars in Iran and things that take place in Palestine. … Those that serve our country go over there and risk their lives, and we get protected in turn.

"I'm very blessed to have my parents, very proud of them. And, very blessed to still have them, because there are so many people who don't make it out of those wars, and they are two people God put His hand over and I'm very thankful for that."

# # #

HOW CORNERBACK DARRELL BAKER JR. MET HIS SON ON THE COLTS' FLIGHT TO GERMANY

BY NATE ATKINS INDIANAPOLIS STAR DECEMBER 1, 2023

FRANKFURT, GERMANY -- Darrell Baker Jr. slid into his seat on a plane headed for Germany, pulled out his phone and began punching in numbers as quickly as his heart could race.

The Colts starting cornerback needed to pay for high-speed WiFi so he could make the most important video call of his life. More than a thousand miles away, a distance increasing by the minute, his fiancé was headed into labor.

So he kept typing in his credit card info, only for an error message to pop up. The minutes crept by, and soon the lights would go out in the cabin so his teammates could get a night of sleep on the way to play the Patriots in Frankfurt.

As the plane soared, he feared a moment slipping away.

Finally, his phone connected and there she was on the other line: Jade Falcon, the woman he asked to marry him in the preseason. She was ready to give birth to the boy they'd name Dallas in honor of the impossible journey they'd taken to parenthood.

"You've got this!" Baker shouted in a plane of passed-out Colts. "Breathe! Push!"

Darrell Baker Jr. first met his son on the Colts' bye week after watching his birth from the team's flight to Germany.

An NFL-style romance

Baker has played less than two seasons in the NFL, but he already owns a story that peaks at 30,000 feet and plunges to depths most players would never come back from. This is the season that will shape his life – from engagement to fatherhood, in and out of a starting NFL defense, through a controversial loss to the Browns and into that heart-throbbing space in the clouds.

Just two years ago, Baker was in his sixth and final season at Georgia Southern, where he initially walked on, when a photo of a young woman from Tampa Bay popped up on his Twitter timeline. He followed her. She followed back. He waited four months to build up the courage to send a direct message.

She didn't respond, but she did send another tweet: "Chase the bag, not the boys."

So he sent another message: "How about we chase the bag together?"

That one got a response.

"I was like, 'Man, she looks good, and if I can get this one, I'm not letting her slip at all,'" Baker said. "As soon as she (direct messaged) me back and said what she said, I was like, 'Oh yeah, it's over with now.'"

This was Baker's hyper-competitive side coming out, the one that would later latch him onto the Colts in 2022 as an undrafted player. But in football and in love, he was chasing long odds. The NFL didn't invite this sixth-year cornerback from the Sun Belt Conference to the scouting combine, and the woman he met online didn't want a long-distance relationship.

Darrell Baker Jr. and his fiancé, Jade Falcon, have had a journey since meeting on Twitter in 2021.

So for three months, he didn't even tell her he played football. Not until he invited her to Dallas, and she asked why he was there. She put off the first date they planned, but after a month, she found the courage to go.

What she found was the kind and calm person she'd gotten to know through FaceTime, but she also saw his determination. He had an itinerary for the weekend, as they bounced from tacos at the mall to Go-Kart racing to riding a Ferris Wheel. They ended with dinner at a rooftop restaurant where a server brought an ice cream to the table with a card that read, "Will you be my girlfriend?"

He'd found the idea by reading her old tweets.

"How could I say no?" Falcon said later.

The first dream was in motion, but the second needed a destination. He went undrafted into the NFL but received a tryout with the Cardinals and made the offseason roster. He and Falcon moved in together for the first time, living for four months until she had to leave for Tampa Bay to finish up her master's degree. Shortly after she left, Baker got injured and was released.

He had two tryouts after that, and Indianapolis offered him a spot on the practice squad.

After appearing in three games as a special teamer in 2022, he and Falcon continued to fly back and forth from Indianapolis to Tampa Bay to see each other. In March, a pregnancy test came back, and it was positive.

His mind shifted to the future -- and about finding one in football.

"It was like, now we have to go all-in," he said. "Every day, give it everything we've got no matter what."

Darrell Baker Jr. proposed to Jade Falcon in Sept., days after making the Colts roster.

He planned a proposal for that fall. He found a rental house for the three of them to live in. He built a crib. They picked out baby names, too: They'd name a girl Indy and a boy Dallas, in honor of two cities where the match was lit.

To that point, "Dallas," was the name Falcon always called Baker.

To all her friends, he was “the boy from Dallas.”

But before he could pass along a name, he needed to make a team so he could afford this life for them. He attacked the weight room, meeting room and practice field like a man with a few names to fight for. He began the spring eighth on the cornerback depth chart, but after Isaiah Rodgers Sr. was released following a gambling suspension, Baker was suddenly in the mix in one of the youngest position groups in the league.

Two months later, he was a roster lock and on the first line of the depth chart.

“My mindset is, ‘Either I’m gonna win the rep or I’m gonna win the rep, period,” Baker said. “I always say if I’m going up against somebody 10 times, I’m winning 12 of those.

“… I don’t just want to be good in this league. I want to be great.”

Darrell Baker Jr. made the Colts roster for the second year in a row.

Confidence had fueled every step of his journey to that point, from a baby born in Panama to members of the army to a kid in a Georgia town of less than 4,000 people to a walk-on at Georgia Southern to a man direct messaging a girl he didn’t know in a state he didn’t live in.

And now, that girl was here in Indianapolis, building this life with him by multiplying that positive energy and packaging it into a human due in a few months.

“We are literally one,” he’d say later. “I can say that’s my best friend in the world.”

They’d need each other, too, because at the highest level of football, momentum often builds half as fast as it falls apart.

Darrell Baker Jr. was at the center of two controversial penalties against the Cleveland Browns.

A nightmare against the Browns

Nineteen days before his son was born, Baker crouched into his stance and stared into the soul of Amari Cooper with less than a minute left in the game.

He dropped back as Cooper engaged with his chest, right as E.J. Speed was obliterating P.J. Walker for a strip-sack to win the game – except it didn’t. Baker was called for illegal contact.

One flag on Baker left him rattled. The second would leave him hurt. The Browns had a first-and-goal when Walker lofted a ball to the back right corner of the end zone; Baker’s head was turned to the receiver as the ball flew well out of reach. Another flag came out. Pass interference.

Baker punched the air and screamed.

The ball moved inside the 1, and three plays later, the Browns punched it in for a 39-38 victory.

Afterword, Baker would face the cameras and say he believed he’d done his job. Soon, the NFL would inform the Colts that that at least one of the calls was incorrect, according to team owner Jim Irsay. A few teammates seethed about a game stolen from them by officials.

MORE: 'They're both uncatchable': Colts CB Darrell Baker Jr. disputes game-changing penalties

The next week, the Colts sent Baker to the bench.

“A lot to say, but I’ll keep it professional,” Baker posted to Instagram after the game.

Falcon called her best friend to game plan how best to comfort him.

“Sometimes he doesn’t even know that he’s stressing,” Falcon said. “It takes for somebody to tell him, ‘Hey, you’re losing weight. Are you OK?’ And he’s like, ‘Dang, I didn’t even realize.’”

Colts fans began direct messaging her, which was the place she first met Baker. She read enough of the nasty ones until she broke down to him.

“’I’ve never experienced this. I’m not even the one that’s on the field. Are you OK? How are you dealing with this?’” Falcon recalls telling Baker. “And he’s like, ‘Listen, this is what comes with it. This is how it is.’

“So at this point, I’m the one that’s crying because people are saying things and I want to say things back and I’m just like, I can’t say anything back because I’m a reflection of you and he’s like, ‘It’s OK. It’s fine. We’ll get through it.’ And I’m like, ‘Wow, I’m glad you’re the one in this position dealing with this and not me because they would have canceled me.’”

As an outside cornerback, Baker can’t let himself believe otherwise.

And this isn’t just a game to him.

Darrell Baker Jr. has worked his way up from the practice squad to becoming one of the Colts' starting cornerbacks.

“I obsess over the idea of being able to dominate and impose my will against somebody,” Baker said. “It’s the idea that no matter what they do, I have an answer for everything. It’s an obsession.”

The leaders of the Colts defense checked in. This was Baker's second benching.

“I told him, ‘We still need you. You’re still a part of this team. We still need you to perform, whether that’s on special teams or when the opportunity comes again,’” said linebacker Zaire Franklin, a former seventh-round pick. “’I’m no stranger to getting an opportunity and not taking advantage of it the first time around. Just make sure you don’t miss it again.’”

Said cornerback Kenny Moore II, who went undrafted and was cut by the Patriots, “If you think it’s going

to be perfect, then don’t play at all. The good will be the good and the bad will be the bad, but you’ve got to keep pushing through both to be your best.”

Baker was forced to take a step back the next week, as he didn’t practice with the first-team defense or see a single snap in the game.

The flags against the Browns felt like a nightmare, but when he would lay down to sleep next to Falcon, the dreams had a different ending. In them, he’s out there at Lucas Oil Stadium shaking as a quarterback throws his way. But this time, he’s staring at the ball, leaping at just the right moment and making the play.

“The stuff people say they dream of,” Baker said, “I literally dream of.”

Meeting Dallas

By the time he boarded the flight to Germany to face the Patriots, Baker had already rebounded. His starting job returned, thanks to a 38-27 loss to the Saints that featured 500 yards allowed without him. He’d just held his own against the Panthers, the Colts won 27-13 on two Moore interceptions.

Doctors told Baker and Falcon to expect the baby to arrive the following Wednesday, which would be the middle of the bye week. But she was induced nine days early, and he was on a dark plane in the middle of the night, somewhere over the Atlantic Ocean.

At one point, Falcon rolled backward in pain as tears streamed down her face. Baker spoke through the phone to the nurse, asking her to sit Falcon upright.

“I literally felt like he was there without him physically being there,” Falcon said.

Then an infant started to cry. And as Baker stared into the white light illuminating his face, he felt two tears roll down his cheeks.

With most of the cabin passed out, Tyquan Lewis caught a glance at what was on the phone.

“Congrats,” he said.

A flight attendant grabbed the intercom and announced that Baker was a father to a baby boy named Dallas, and the whole team burst into applause.

Some knew how this would change his life in the game.

“When your kid’s six weeks and your wife or fiancé is getting up every night and being with him, you're missing those moments," said Zaire Franklin, who has a 2-year-old son. "You can’t come in here and not take what you’re doing serious."

Baker never slept on the flight over, and then the coaches had the players stay up the full day to adjust to the six-hour time difference. He called Falcon on every break to check in and say hi to his son.

By Sunday, he was starting at outside cornerback and held his own as the Colts defense dominated the Patriots for a 10-6 victory.

“It gives me that extra push," Baker said of fatherhood. "If I’m tired, immediately that’s my go-to thought. It’s everything that drives me to make the right decisions on the field and off the field.”

Darrell Baker Jr. has regained his starting cornerback position, at least for now, after getting benched twice this season.

The next day, Baker arrived at the hospital in Tampa Bay — Falcon temporarily returned to Florida with Baker on the road — and held his son in his arms for the first time.

The new family of three got six days together before Dallas’ daddy had to fly back for work.

His fiancé and son will be here in mid-December. Dallas’ first game will be against the Raiders. Baker has to earn his playing time in it with second-round rookie JuJu Brents due back from a quad injury.

When Baker said goodbye that day from the airport, he and Falcon cried together.

The next time she saw him was on a TV screen the next Sunday, when the Colts hosted the Buccaneers. It was another game at Lucas Oil Stadium where an opponent was driving to come back and nearing the goal line. This time, a receiver cut across Baker's face but he followed the crossing route like a shadow, causing Baker Mayfield to pull the ball down and take a sack in a 27-20 Colts win.

Down in Tampa Bay, Falcon cheered but in silence this time.

She didn't want to wake the baby asleep on her chest.

# # #

NEW TITANS LB CODY BARTON USING PAST EXPERIENCES TO HIS ADVANTAGE IN TENNESSEE

BY JIM WYATT
TENNESSEETITANS.COM
MAY 22, 2025

NASHVILLE – Cody Barton is on his fourth NFL team in seven years.

Bouncing around hasn't been easy, the new Titans linebacker said.

But Barton has used it to his advantage.

"It's cool experiences, you know," Barton said with a smile. "I have been able to learn from coaches and teammates from these different teams and gather these experiences. And, I've felt that has helped me as a player, learning from these different schemes so when I go to the next team it is nothing new. The lingo is new, I guess.

"But I don't look at it as a bad thing. I look at it as a positive thing, and the things I've learned from each experience helped me grow as a player."

A third-round draft pick of the Seahawks in 2019, Barton has played in 95 games, with 43 games, in his career, including 38 games in the last three seasons for Seattle, Washington and Denver.

Over the last three seasons, Barton is one of only five NFL linebackers (Fred Warner, Tremaine Edmunds, Roquan Smith and Logan Wilson) to post 100+ tackles each season and total 5 or more interceptions over that timeframe.

Barton tallied a career-high 136 tackles in 2022 before recording 121 tackles in 2023 and 106 in 2024 while in Denver.

The Titans signed Barton back in March, and he's been working with his new coaches and teammates during Phase 1 and Phase 2 of the offseason program. Next week, the team will move into Phase 3, when the defense will compete with the offense for the first time.

Barton said he's thrilled the Titans believed in him, and signed him to a multi-year contract.

"It felt really good," Barton said. "Me and my wife are very blessed to be here. We actually bought a house last week. It does feel secure, but at the same time, nothing is ever really secure in this league. You have to be able to perform on Sundays.

"But it is definitely a blessing. I think back in my career and … moving around was tough, the moving itself was. But to feel valued here and to find a home, we are very grateful. Hard work pays off.

"I tell the young guys – if you keep working hard and stay disciplined, at some point it is going to pay off," Barton continued. "I feel like the Titans wanted me to come here and be a part of this team. They signed me to a three-year deal, and it's a testament that if you stay true to yourself it will pay off."

A six-year pro, Barton racked up over 100 tackles for the third straight season last year for the Broncos.

Barton said he loves the look of the defense in Tennessee, and how the team will play.

He's already on the same wavelength as defensive coordinator Dennard Wilson.

"The style of defense, it's aggressive, similar to last year's scheme I was in," Barton said. "The biggest this is the aggressiveness of it.

"(Dennard) is a great coach, leader, demands a lot, is very intense. I feel like he just brings out the best of the group individually and as a whole. I am excited about where this defense is headed."

Barton said he likes what he has seen around him, from the young guys competing next to him at inside linebacker.

Now with a new team, he's ready to help lead the way.

"I've always prided myself in being a leader, someone who can gets guys lined up and take command vocally on the field," he said. "I am not going to change anything, I am going to continue to be who I am and just let it flourish here.

"There is no perfect player, but I try to be perfect. It's about always looking for ways to improve, not just focusing on run or pass, but being dominant in both."

Barton will make his Titans debut in Week 1 against his old team.

The Titans travel to face the Broncos on September 7.

"I am excited, very excited," he said. "But I am not going to make it bigger than what it is – at the end of the day it is a football game. But definitely exited to play against the team I was with last year. I am real excited to go back."

# # #

HOW CODY BARTON WENT FROM BEING THE "RUNT OF THE LITTER" TO A STARTING LINEBACKER IN THE NFL, NOW WITH THE TITANS

BY JIM WYATT
TENNESSEETITANS.COM
MAY 7, 2025

NASHVILLE – Cody Barton kept the faith.

As a 5-foot-8, 160-pound sophomore – when he was dwarfed by a 6-foot-4, 290-pound brother who was just a year older – he always felt like his time would come.

From an early age, his athletic parents had Barton and his three siblings believing hard work would make anything possible.

The mindset resulted in him developing from the "runt of the litter" to a prep star, and earning a college scholarship. It also paved the way for him to earn an opportunity in the NFL, and it eventually led him to Tennessee, where the Titans are counting on the inside linebacker to be a key piece in the middle of their defense in 2025.

"My dad always told us: Hard work is the only recipe," said Barton, who joined the Titans as free agent back in March after playing previously with the Seahawks, Commanders and Broncos. "The thing my dad always taught me, and he would tell me personally, being that I was the late bloomer in the family: "The cream always rises to the top."

"And I've always applied that to my career. No matter what, always keep working and just outwork the competition, and eventually the cream is going to rise to the top."

Barton, who is 6-foot-2, 237 pounds these days, put the work in to get to where he is today.

It turns out Barton has been on a mission since he was 10 years old, after receiving a pep talk from his father, and then being put on a strict regimen with his siblings.

Playing sports, you see, is what the Bartons do.

Father Paul Barton, who is 6-6, played football and baseball at the University of Utah, and he had a brief stint in the minor leagues with the Toronto Blue Jays. Mother Mikki-Kane Barton, who is six-foot, played volleyball and basketball at Utah, and is a member of the school's Crimson Club Hall of Fame.

Jackson Barton, the oldest son, played on the offensive line at Utah and has spent time with five NFL clubs, most recently the Arizona Cardinals. Cody Barton came along 15 months later, then came sister Dani, a former member of the U.S. women's national volleyball team who was an All-America performer at Utah. Baby brother Jackson is currently a senior on the football team at Utah.

Cody Barton said his father trained all the children – mentally and physically -- to earn their way. His mother provided encouragement and support, resulting in what Barton, with a smile, a "good cop, bad cop" scenario.

"My dad said: I'm going to do everything I can to help you guys get a full scholarship at the University of Utah, and go pro," Cody Barton recalled. "He's like, if you guys are committed to that, I am going to do everything I can. He was like, "You're not going to like me, but …

"As a 10-year-old, I was like: "Let's do it."

Cody Barton remembers waking up every morning with his 11-year-old brother Jackson, initially doing jump rope, planks, wall sits, and running. As they got older, they began lifting weights.

"My dad would push us," Barton said. "It was more about teaching us the power of the mind, and when you're tired, you can really go a lot further than you think. Us getting up at 5 a.m., it was more learning the discipline of getting up at 5. No one wants to get up at 5. So, it was teaching us the power of discipline and hard work and how far that can get you."

All the Barton children earned scholarships to Utah, even though it took Cody until his second semester of his freshman year. He's still motivated by that.

The hard work continued as Cody Barton got older.

Barton's father and uncle are first generation ranchers – they started a ranch in Duchesne, Utah in 2002.

Cody Barton grew up working on the ranch, moving water lines, baling hay, fixing fences and other chores with horses, cows, chickens, turkeys, and other wildlife around him.

Barton admits when he returns to the ranch these days, he's more interested in fishing, riding horses and looking for deer and elk horns.

But he's still all about the hard work, especially on the football field.

A six-year pro, Barton racked up over 100 tackles for the third straight season last year for the Broncos.

A third-round draft pick of the Seahawks in 2019, Barton has started 43 games in his career, including 38 games in the last three seasons for Seattle, Washington and Denver.

Over the last three seasons, Barton is one of only five NFL linebackers (Fred Warner, Tremaine Edmunds, Roquan Smith and Logan Wilson) to post 100+ tackles each season and total 5 or more interceptions over that timeframe.

Barton tallied a career-high 136 tackles in 2022 before recording 121 tackles in 2023 and 106 in 2024 while in Denver.

In Tennessee, he's ready to do his part in a new defense, in a city he'd never visited prior to signing. When he drives his massive dually truck around Nashville, he still wonders why the residential roads aren't wider.

Yet he feels like his timing is perfect here.

Back in high school, Barton didn't play his first three years because he was a late bloomer, but he finally started on varsity as a senior.

In college at Utah, he wasn't a starter his first three years, only stepping into the starting lineup when others got hurt. In his final college season, however, he started all 14 games and led the team with 116 tackles, along with four sacks and an interception.

In the NFL, Barton paid his dues his first three years in the league on special teams, while playing behind some good, veteran players on defense. But his career took off in year four, and he's been a highly productive player ever since.

Barton, whose middle name Likeke is of Hawaiian origin and means "courageous chief," feels like he's in Tennessee at just the right time.

He's ready to lead, and produce.

"Even when I was younger, I knew at some point it was going to be my time," Barton said. "I've always been a pretty positive, optimistic person. I always have that belief it's going to happen. If you really believe in something, it's going to happen.

"I feel like I'm very blessed, and feel very fortunate to be here. And I am looking forward to growing this thing, growing the culture, growing the wins, and just keep going. Everyone is hungry, and so am I."

# # #

OWNER CLARK HUNT SAYS NEW TENNESSEE TITANS GM MIKE BORGONZI HAD 'BIG PART' IN CHIEFS' SUCCESS

BY NICK GRAY
NASHVILLE TENNESSEAN
FEBRUARY 4, 2025

Kansas City Chiefs chairman and CEO Clark Hunt shared some kind words about new Tennessee Titans general manager Mike Borgonzi during Super Bowl opening night on Monday.

While the Chiefs were in the middle of yet another playoff run, the Titans hired Borgonzi. He had spent 16 years working in the Chiefs' front office, building his résumé up from a scouting role all the way to assistant general manager. With Kansas City aiming for its third straight Super Bowl trophy and fourth in six seasons, Hunt took some time to reflect on what Borgonzi meant to his organization.

"First of all, I'm so excited that Mike's going to have an opportunity to be a general manager," Hunt told The Tennessean. "He's deserved the opportunity for a long time. He's somebody who worked his way up the personnel department, has had a variety of roles both on the college and the pro side. He's somebody who's a very good talent evaluator, which I think is critical for anybody who's in the general manager role. I just want to congratulate him and wish him all the success."

Borgonzi takes over the front office of a team that went 3-14 last season. He joins president of football operations Chad Brinker among the highest roles in the organization, and in his brief tenure, he already has hired former general managers Dave Ziegler and Reggie McKenzie as assistant general manager and vice president/football adviser, respectively.

The Titans own the No. 1 pick in the 2025 NFL Draft and are estimated to own more than $50 million in salary cap space for the offseason. Situations like these are relatively unfamiliar territory for Borgonzi, who spent the better part of the past decade helping the Chiefs compete for championships.

Hunt didn't want to give Borgonzi specific credit, but he did admit one thing about his longtime employee.

"I think you can look at the success that we're having and it's obviously a team effort," Hunt said. "But he was a big part of that team and I have no doubt that we wouldn't be where we are today without him."

# # #

NEW TITANS GM MIKE BORGONZI SHARES HIS VISION TO BUILD A WINNER

BY JIM WYATT
TENNESSEETITANS.COM
JANUARY 22, 2025

NASHVILLE – Mike Borgonzi got the job.

Now, the new General Manager of the Tennessee Titans is ready to get to work building a winner.

But first, during his introductory press conference on Wednesday at Ascension Saint Thomas Sports Park, Borgonzi took a few minutes to let fans of the team know a little bit about him, and his vision.

"So, who am I?," Borgonzi said. "What are my beliefs and visions for this organization? First off, I'm a little bit of anomaly – I'm a Northeast guy with a funny Boston accent that loves country music. I am a proud husband and father that believes in the power of love and connection. I have a passion for the game of football. I have a passion for people. I have a passion for doing things the right way through the values of character, connection, commitment and communication.

"The identity of my leadership will be connected, it will be disciplined, and it will be detailed. I believe in what I like to call an "us" culture – unity over self in everything that we do. We will put the team above individual agendas and make the best decisions for the Titans. I believe in the power of alignment, and teamwork, throughout the entire organization, where ownership, management, coaching and scouting are all rowing in the same direction. If it's not, it simply won't work.

"My vision as a team-builder is to draft and develop," Borgonzi continued. "We want to build a foundation of home-grown talent, and reward those players that meet our standards. We will be relentless in our pursuit of building competition throughout the roster, whether that is the draft, free agency, waiver claims or trades. And I think it's imperative that we build the right 53 on this roster as well, and not just collect talent. We need the right mixture of talent and character in order to build a championship-caliber team. We want a big, physical team in the trenches that is fast and violent on the football field. We want players that love the game of football, that are tough, smart and dependable, and they believe in unity. … I am excited to finally start the process of building and sustaining a championship team here."

During a 40-minute press conference on Wednesday, Borgonzi thanked a long list of individuals who have influenced him over the years, while thanking those involved in the process of hiring him.

"To the people of Tennessee," Borgonzi said. "We will do everything within our power to represent you the right way and make you proud to be a Titans fan."

Borgonzi, hired last week, arrives in Tennessee with 16 years of experience with the Kansas City Chiefs. For the last four seasons, he served as Kansas City's Assistant General Manager. Prior to his promotion to Assistant General Manager, Borgonzi served as Director of Football Operations (2018-20), Director of Player Personnel (2017), Co-Director of Player Personnel (2015-16), Assistant Director of Pro Scouting (2013-14), Pro Personnel Scout (2011-12) and Manager of Football Operations (2010). He joined the Chiefs in 2009 as the club's College Scouting Administrator.

During Borgonzi's time in Kansas City, he contributed to 12 playoff seasons and three Super Bowl championships (2019, 2022-23).

In Tennessee, he takes over a team coming off a 3-14 season, with a 9-25 mark over the past two seasons.

"There is some talent on this roster, but we're a three-win football team right now, so that's not good enough," Borgonzi said. "So, we're going to have to look everywhere to improve it, whether that's upgrading starters, upgrading depth. I'll get to sit down more here with the coaches and get a better understanding of all the players.

"There's some talent on this roster, but we're going to have to upgrade some positions, though."

Borgonzi said the team will fill some holes in free agency, but he made it clear his plan is to build the team moving forward primarily with draft picks.

He'll work alongside Chad Brinker, President of Football Operations with the Titans, and head coach Brian Callahan to do it.

"Look, I know the urgency to win in this league, no matter where you are," Borgonzi said. "We're going to be disciplined in what we do. We're not going to make rash decisions to try and try and improve the roster in ways we don't think should happen. We'll supplement in free agency, but we want to build through the draft. We need to build that core foundation of players to really change the culture, and that takes a little bit of time."

# # #

TITANS HIRE FORMER CHIEFS ASSISTANT GM MIKE BORGONZI AS THE TEAM'S NEXT GENERAL MANAGER

BY JIM WYATT
TENNESSEETITANS.COM
JANUARY 17, 2025

NASHVILLE – Mike Borgonzi has been hired as the next General Manager of the Tennessee Titans.

Borgonzi, who previously served as Assistant General Manager with the Kansas City Chiefs, will arrive in Tennessee with an impressive background and great reputation.

On Friday, the team officially agreed to terms with Borgonzi, who has spent the past 16 seasons with the Chiefs.

The hire comes after a thorough search that included interviews with ten candidates, including six interviews done in-person this week at Ascension Saint Thomas Sports Park.

A press conference is expected early next week in Nashville.

"Mike's experience speaks for itself: he has been part of the core team that delivered four AFC championships and three Super Bowls over the past five seasons," said Titans Controlling Owner Amy Adams Strunk. "It's the type of standard I want to build here in Tennessee. I know we have a lot of work ahead of us, and I'm excited for Mike to get started."

Ultimately, the pairing of Borgonzi with Titans President of Football Operations Chad Brinker was viewed as a perfect fit moving forward as the franchise aims to regain its footing following a tough stretch.

"During Mike's 16 years in the league, he has been a key part of transforming the Chiefs from a two-win team to a three-time Super Bowl champion," Brinker said. "During our meetings, he articulated a clear plan to build a championship standard in Nashville through consistency, discipline, and hard work. I've admired him for many years and I'm thrilled to add him to the team as our general manager."

Strunk and Brinker, along with President and CEO Burke Nihill, head coach Brian Callahan and others on the football staff, met with Borgonzi in Nashville earlier this week as the team conducted its search to replace Ran Carthon, who was dismissed at the end of the 2024 season.

During his interview with the team, Borgonzi shared his vision to help build and sustain a winning culture in Tennessee, doing so with a draft and free agency strategy aimed to create an identity focused on character, and commitment. His plan is to help build a championship roster in Tennessee.

Borgonzi comes from a Kansas City organization which has shown the ability to have sustained success. He's played a role in putting together three Super Bowl winning rosters, including back-to-back Super Bowl teams (LVII and LVIII). The Chiefs have participated in four of the last five Super Bowls (LIV, LV, LVII and LVIII) while winning eight-straight AFC West titles and appearing in six AFC Championship Games.

In an interview with TennesseeTitans.com on Friday, Brinker raved about Borgonzi's preparedness, and shared vision.

"He's literally thought through everything you could possibly think through as a general manager," Brinker said of Borgonzi. "He's mapped out the entire plan from everything he believes in, which is the same thing we believe in here, the draft, develop and retain model. From that to everything about being a general manager, in particular when it comes to the evaluation from pro to college, the calendar, what that looks like, the meetings … to his plan on working with the coaching staff to the player development side of it, player engagement, sports medicine. He literally had a plan for everything. And then he's also been at a place that's been able to execute that plan at a high level."

With the Chiefs, Borgonzi worked his way up through the ranks.

In 2021, Borgonzi was promoted to Assistant General Manager of the Chiefs after serving three seasons as the club's Director of Football Operations (2018-20) and three seasons as the club's Director of Player Personnel (2017)/Co-Director of Player Personnel (2015-16).

According to the Chiefs, Borgonzi supervised and directed the club's college and professional scouting operations while closely supporting and advising General Manager Brett Veach with the club's roster management and player acquisition via the NFL Draft, NFL free agency, street free agency, waiver claims and trades.

Prior to his current role, Borgonzi spent one year as Director of Football Operations in Kansas City. Before then, he took on the entirety of the Director of Player Personnel position in 2017 after serving alongside Veach as Co-Director of Player Personnel for two years (2015-16).

Borgonzi served as the club's Assistant Director of Pro Scouting (2013-14) and as the club's Pro Personnel Scout (2011-12) where he evaluated all professional players, recommended free agents, oversaw free agent workouts, evaluated college players and assisted the coaching staff with advance scouting reports for the teams' upcoming opponents. In 2010, he served as the club's Manager of Football Operations. Borgonzi joined the Chiefs in 2009, serving as the club's College Scouting Administrator.

Prior to joining the Chiefs, Borgonzi served two seasons as the Assistant Recruiting Coordinator at Boston College (2007-08).

Brinker noted when Borgonzi arrived in Kansas City the Chiefs were coming off a 2-14 season in 2008. Another 4-12 season then followed. But the results, and culture, ultimately changed.

"Our goal is to build a consistent winning football team that ultimately will bring a championship to Nashville," Brinker said. "And, hopefully every year we can be one of those four to eight teams that is competing for championships, that is ultimately what we'd like to get to. And, Mike has been a part of that.

"So, hopefully he can bring that with him here, and we'll work together."

In addition to Borgonzi, the Titans also conducted interviews with Dolphins Senior Personnel Executive Reggie McKenzie, former Falcons GM Thomas Dimitroff, Buccaneers Assistant General Manager John Spytek, Seahawks Senior Director of Player Personnel Matt Berry, Colts Assistant GM Ed Dodds, Bills Director of Player Personnel Terrance Gray, Browns Assistant GM & VP of Football Operations Catherine Hickman, Bears Assistant General Manager Ian Cunninghan and Packers Vice President of Player Personnel Jon-Eric Sullivan.

But it was Borgonzi who landed the job.

"Mike should have been a general manager two years ago. He is ready for this job. … And this was the place that he wanted to be," Brinker said. "When he came in the building, he said it just felt like a family here, and it reminded him a little bit of Kansas City and what they have been able to build there.

"Now we still have a lot to do from a culture perspective in our building, but he can see there's some good bones here. We have some really good people in this building, and he's looking forward to getting in here and helping us start turning the culture around and start turning over this roster and really working side-by-side with me and others. … He just said he felt something special when he left this building, and he felt like it was the right place for him."

"We're really excited to get him," Brinker added. "I think this will be a great partnership, that's what this is. And there's a humility to him that I love, and what he represents and who he is as a human being. I believe this will be a really good partnership."

# # #

COAL MINER'S SON: HOW CHAD BRINKER WORKED HIS WAY FROM MARTINS FERRY, OHIO, TO THE NFL

BY JON GREENBERG
THE ATHLETIC
DECEMBER 28, 2023

Football roads lead to football destinations so if you're wondering how someone gets to the NFL from Martins Ferry, Ohio, you start on Lou Groza Highway.

Groza is the famous son of Martins Ferry, a river town that was once busting at its seams with football and steel. Lou took his toe to Cleveland and eventually, Canton. So, as they do in small towns, they named a strip of Route 7 after him in 1986.

If you take Lou Groza Highway north alongside the Ohio River, you can find your way to Pittsburgh and that's where we find another of Martins Ferry's favorite sons, Chad Brinker, at a Thursday night football game in early November.

Brinker is in his first year as the assistant GM of the visiting Tennessee Titans and he's walking on the field at Acrisure Stadium with his boss, the impeccably dressed Titans GM Ran Carthon. But it's Brinker who's getting the attention.

It's Brinker who has a TV reporter following him around and who is greeting friends on the field and in the stands.

"Oh, yeah, you know we gave him s— for that," Carthon said later in a phone conversation. "The big homecoming of the great Brinker. … All jokes aside, it's a cool moment just to show you where the game can take people, you know what I mean? Chad's a coal miner's son, comes from a very small town, and we've had these talks about where do you think you would be if it weren't for the game of football."

Where would the 44-year-old Brinker be without football? He's thankful he doesn't know.

"For whatever reason, God made me the way he made me," Brinker said. "And I'm meant to be in football."

There's a poem about Martins Ferry. You might've read it in the epigram of the book "Friday Night Lights." It's titled "Autumn Begins In Martins Ferry, Ohio." It's written by a native son, Pulitzer Prize winner James Wright, and it's a haunting ode to small-town life.

The ending is worth highlighting:

Therefore,

Their sons grow suicidally beautiful

At the beginning of October,

And gallop terribly against each other's bodies.

There aren't many poems about football, said Denison University professor emeritus David Baker, who recently spoke at a James Wright poetry festival in Martins Ferry. Part of the reason for that, he thinks, is how football involves a sublimation of individuality. The players are ensconced in helmets and pads. And notice, there are no names in the poem, just descriptions of the ethnicities of people in a steel town.

"This is a kind of brutal, sacrificial sport," Baker said. "And, you know, James Wright's heart was with the working-class people. I mean, his dad worked in the steel factories and his family were farmers. That was part of his material and part of the specialness of his material. He's speaking for a group of people that aren't often or haven't often been woven into lyric poetry."

Brinker's father, Chuck, was a coal miner (he finally retired in recent years), but Chad's life in Martins Ferry wasn't bleak. He didn't play football to escape his fortunes, but he knew that football could provide a path to something greater. And boy did he "gallop terribly" as a Purple Rider running back.

"He is the best player that I ever coached and the best person I've ever coached," said Brinker's coach at Martins Ferry, Dave Bruney.

Bruney is football royalty in this slice of the Ohio Valley. Not only did he coach there for 39 years, but he has a connection to the NFL. His uncle Fred, who passed away in 2016, was employed in the NFL (or AFL) from 1953 to 1997, which was believed to have been a record until it was broken by Dick LeBeau. Fred Bruney was credited with developing the safety blitz.

Martins Ferry had its share of famous (or locally famous) athletes — the Niekro brothers and John Havilcek are from there and went to nearby Bridgeport High School, for instance — and when Brinker was a high school freshman he first wanted No. 7 because of Joey Galloway, who starred at nearby Bellaire High School. He then decided on No. 21. Bruney told him it was retired for record-setting running back Jimmy Johnson, who played in the late 1970s.

"I don't remember saying this because it doesn't sound like my personality," Brinker said, "but he claims that I sat there for a second and I said, 'Well, you can give me 32 and just go ahead and get prepared to retire that one too when I get done.' And then sure enough, they retired 32 when I got done."

Nearly 4,000 rushing yards and 51 touchdowns later, Brinker proved his younger self prescient. In his senior year, he ran for a whopping

2,024 yards and his coach remembers two games in particular, one from Brinker's junior year and one from his senior season.

As a junior playing against Indian Valley on a rainy night, Brinker's helmet popped off as he was fighting for yards and he got popped in the face by a defender's helmet. His face was ripped open under one cheek and he was rushed to a nearby hospital for stitches. When he returned, the game was in overtime and Martins Ferry was near the end zone.

"He walks up to me on the sideline, his whole face was swollen, and he said, 'Coach, if I can get my helmet on, put me in right here and I'll end the game,'" Bruney said. "And I said, 'There ain't anybody in the stadium who wants you in the game more than me right now, but I can't do it. I wouldn't do it to my son. I'm certainly not going to do it to you.'"

Indian Valley won the game, and the next year, when Martins Ferry faced that same team again, Brinker rushed for 319 yards and seven touchdowns in just over two quarters in a 71-6 win.

"I sent somebody in for him and he didn't want to come out," Bruney said. "And he said, 'Coach just let me finish one more drive because I owe these guys.'"

It was around this time that Jim Grobe, the new coach at Ohio University — where Bruney played in the 1970s — was building a program based on the triple-option offense he learned at the Air Force Academy. He made time to drive to Purple Rider Stadium for a game.

Purple Rider Stadium is set across the road from the town in the middle of an industrial park along the Ohio River. On Friday nights, it was the place to be, as Grobe, a native of Huntington, W.Va., found out.

"I was so impressed the first time I went, watched him play," Grobe said. "They had the gates (to the stadium) closed and they would open the gates and everybody would sprint to get their seats. It was the wildest thing I'd ever seen. You're talking about standing room only. I guess, the bottom line was football was really important to the community."

Brinker went on to Ohio University, where he anchored Grobe's triple option for two years before the coach left for Wake Forest. In his redshirt sophomore year, he pulled off a touchdown trifecta (running, catching and throwing) in an upset win at Minnesota, something a former Ohio beat writer reminded him of one day when Brinker was at the Metrodome scouting for the Packers.

"Well, we didn't have anybody who could outwork him," Grobe said. "He was one of those guys that was always early for everything and late leaving. You had to almost run him off the practice field. Just great work ethic and, of course, great ability. He was, if not the fastest guy on the football team, he was one of the fastest guys."

As a redshirt junior, Brinker was racking up yardage but he was also waking up with headaches, blurred vision. He didn't want to tell the team doctors so he trudged to the student health center, where a well-meaning doctor told him he might be having panic attacks. Brinker threw away his prescription on his way out of the building and kept playing.

"Where we're from, you're not raised to say anything," Brinker said. "You're supposed to be tough and you gut it out. You think my dad, he's retired now but he went in the coal mines for over 40 years, you think he felt good being in the coal mines every day?"

In the fourth game of the season, Ohio was at home against Toledo and Brinker couldn't tough it out anymore.

"I remember losing peripheral vision and just having the excruciating pain in my head and I guess I was forgetting plays and stuff," he said. "So my teammates are the ones that told the doctor that 'I think Chad's concussed, there's something wrong with him.' And then the doctor got a hold of me. And I think that was the first time I was a little scared."

Ohio's team doctor sent him in for a CAT scan.

"And that's when they found the mass on my brain," he said. An arachnoid cyst, to be exact.

Earlier that season, Ohio had played at West Virginia and on the sideline was Dr. Julian Bailes, a neurologist who had previously been a Steelers doctor. As Brinker was figuring out his next step from a medical standpoint, his mom happened to run into Bailes, the chair of the university's neurosurgery department, at the hospital she worked at in Wheeling, W.Va. Bailes remembered Brinker and agreed to meet with him and then perform surgery.

What could've happened if Brinker kept playing?

"First of all, he could've had sudden enlargement or swelling," Bailes said. "The cystic tumor could have bled, it could have hemorrhaged and anything can happen when that occurs and including someone having a stroke or dying. A lot of times people don't know they have something in their brain until something happens. His fortunately was headaches, but not many people are playing D-I football as a running back."

Bailes wound up removing the cyst that was lodged between Brinker's brain and his skull. The craniotomy wasn't a particularly memorable surgery for Bailes, but what happened next was a first for the neurosurgeon.

"The thing that made it unusual was his young age," Bailes said. "And the fact that he was a football player

and he wanted to go back to playing football."

Bailes approved of Brinker's return for his senior season because the skull had healed and he felt Brinker's brain would be stable enough to take hits. But there wasn't much precedent to go on.

"There have not been many people after brain surgery who returned to play football at a high level," Bailes said. "I don't know of anybody who's had brain surgery and then gone on to play in the NFL. It is very likely it has happened, but I've never heard of it."

But to prove it's possible, a picture of Brinker in a New York Jets uniform hangs up in Bailes' Chicago-area office.

After a scary recovery, Brinker started running track for Ohio University in the winter and returned to the football field the next year for his senior season. He rushed for a career-high 1,099 yards and 10 touchdowns.

After finishing with 2,826 yards and 27 rushing touchdowns, Brinker went undrafted and was invited to the Jets training camp, where he was a late cut. The next stop was NFL Europe but not for long.

It was 2004 and Brinker was in Birmingham, Ala. Back then, when you got injured in NFL Europe, you got sent there to do your medical rehab.

Brinker was with his wife, Rachelle, and he was bored. They were at a bookstore and he picked up a copy of "Moneyball," the Michael Lewis blockbuster about Billy Beane and the statistical revolution in baseball. Brinker was hooked. Here was this guy who grew up in the cradle of smash-mouth, three-yards-and-a-cloud-of-dust football, where collision is poetry, and he's transfixed by the idea of arbitrage in sports.

"It was really interesting to me and it kind of sparked my interest in analytics on a small scale, because I didn't know how it would fit in football because football was so interdependent," he said. "And over time, obviously, the interest grew and you started to see where analytics could help in football."

But before that happened, Brinker went into medical sales and dealt with the usual post-football doldrums.

"I wasn't clinically diagnosed with depression, but I was going through some things, you know, just struggling to find out who I was, what am I gonna do next," he said.

The years went by, he was doing well in work in the medical sales business, and he decided to help coach high school football in the Columbus area with some friends. In 2008, he made a trip to the University of Cincinnati for a game against South Florida. He was on the sideline when he ran into Terry Bradway, the former GM of the Jets, and they got to talking about a potential future in football.

Brinker said he didn't really want to coach, so Bradway brought up a front-office job and started introducing him to scouts.

It was Packers assistant director of college scouting Shaun Herock, who had scouted Brinker in college, who recommended he try getting into the Green Bay scouting internship program.

Brinker moved his family to Green Bay and found himself in football heaven. Ted Thompson was the GM. John Schneider, Reggie McKenzie, Russ Ball and John Dorsey worked under him. Future Packers GM Brian Gutekunst was a scout and Eliot Wolf was a rising star and his dad, Ron, was still a big influence.

"I did not realize until later how special that place was," Brinker said.

Brinker started as a scouting assistant in 2010 and worked in both pro and college scouting. Then he was promoted to a pro scout.

Green Bay's approach was to teach its football executives how to embrace scouting and player acquisition from a holistic approach. Scouting pro and college players, learning about the salary cap, delving into analytics, they learn a little bit about everything. But in the end, scouting is about making educated guesses, right?

"Ron Wolf said something like, sure, you can teach people what to look for in players, the different attributes and different position specifics, and teach them how to watch film and all the things that go with it, but there is an instinct to what we do," Brinker said. "He said that we're in the prediction business. We're trying to predict human beings, right?"

He found that his football experience helped him trust his instincts. But beyond hitting the road to evaluate talent, Brinker also worked with his mentor Russ Ball, now the executive vice president and director of football operations, on the salary cap in Green Bay. He was getting a Ph.D. in football, but by this point, the Moneyball era had fully hit football, with new owners taking over teams and looking for the NFL's version of Theo Epstein. Ex-jocks now had to compete with Ivy Leaguers for jobs.

"I thought I was missing some formal training, so to speak, and I wanted to accelerate my growth," Brinker said. "Now, the 'school of hard knocks' works because Russ Ball is the poster child for it. The guy was a strength coach and he's considered arguably one of the best football personnel/salary cap people in the league. So I could have learned from Russ and I was learning the practical experience and all that, but I wanted some formal education."

In wanting to differentiate himself, Brinker, who already had a master's in sports administration from Ohio University, applied to get his MBA part-time at the Kellogg School of Management at Northwestern. He surprised himself by getting in and his bosses not only agreed to him

doing the program, but they offered him time off to complete the grueling two-year program. Instead, Brinker didn't slow down, juggling a full workload in Green Bay, classes and a wife and three kids at home.

It sounded hard, but it beat working in the coal mines.

"I used to talk about his schedule, and what it was like at that point in time, and it was pretty grueling," Ball said. "So he's definitely made a commitment to his craft and to try to be the best he can with his opportunity. And I think it's going to pay dividends."

Carthon knew Brinker from the scouting circuit and trusted him as a contact. So when Carthon got the Titans GM job, he reached out to him for the assistant GM job. Funny enough, he didn't even know about Brinker's MBA, the thing that was supposed to differentiate him from other candidates. Carthon just knew he wanted him around to help build something in Tennessee.

"He had this unique background, you know," Carthon said. "Former player, he has a scouting background, has an analytics background, has a cap background. It was just unique. I thought he would provide really good insight for myself."

So after 13 years in Green Bay, he left. Brinker's focus as assistant GM is on strategy, from roster construction to working on the kind of statistical analysis that will help the front office and the coaching staff. The Titans are 5-10 going into the last two weeks of the season and headed for a top-1o draft pick.

"He's also helping us build out our analytics department here, which is going to be a robust project," Carthon said. "He's heading that up. He also works alongside Vin Marino from the salary cap standpoint, right, while also maintaining his background as a scout. He's a man of many hats."

Brinker wants to be a GM one day, but first, he has a job to do in Tennessee.

So, how do you get from Martins Ferry to the NFL? Just like with anything else in life, you make your own road.

# # #

CRUCIAL CATCH: TITANS CENTER LLOYD CUSHENBERRY PLAYING FOR THE "STRONGEST PERSON I KNOW," HIS MOM

BY JIM WYATT
TENNESSEETITANS.COM
OCTOBER 16, 2025

NASHVILLE – Debbie Cushenberry was leaving work roughly 20 years ago when she saw a group of kids playing organized football.

When she got home, she asked her eight-year-old son, Lloyd, if he wanted to give it a try. He said yes, and not long after he was wearing No. 35 for the St. Amani Wildcats.

Cushenberry has been playing football ever since, from his days in Pop Warner to high school to college at LSU, all the way to the NFL, first with the Broncos and now the Titans.

Cushenberry's biggest supporter? His mom.

"She's my biggest fan, and my biggest critic, too," Cushenberry said with a smile. "She still considers herself my first coach. She is everything to me."

Cushenberry's mom will be introduced at Nissan Stadium during the first quarter of Sunday's game against the New England Patriots.

Debbie Cushenberry will be recognized as part of the NFL's Crucial Catch initiative, because of her brave battle with breast cancer. In the locker room on Thursday, Lloyd Cushenberry was happy to say that recent tests on his mom were encouraging, with no signs of cancer.

Debbie Cushenberry was diagnosed with breast cancer back in February, and she underwent chemotherapy treatments. At the same time, Lloyd Cushenberry was recovering from an Achilles injury, which ended his 2024 season.

The two encouraged one another. Debbie Cushenberry's body was weakened by the treatments, and she had pain and body aches.

"It rocked my world for a while," Cushenberry said. "I was going through my first major injury, trying to recover from that. I was here every week, but on Fridays I would fly back to Louisiana and take care of her, and then fly back on Monday morning and come here to get treatment. I wanted to be there for her because she's always been there for me.

"By the grace of God, she stayed strong, and my sister did a great job being there full time for her. My brother as well. But it was tough."

Cushenberry said it will be special to see his mom on the field on Sunday.

If he starts to fight his emotions, he'll think of his mom.

As part of the NFL's Crucial Catch campaign, teams honor cancer survivors while remembering those lost to cancer, while also doing their part to educate the public about the importance of early cancer detection.

"My mom always tells me to stray strong, keep pushing, go hard, and that's what I am going to try to do on Sunday, to make her proud," Cushenberry said. "She is the strongest person I know."

# # #

TITANS CENTER LLOYD CUSHENBERRY FEELING GOOD, HOPEFUL FOR WEEK ONE RETURN

BY JIM WYATT
TENNESSEETITANS.COM
JUNE 11, 2025

NASHVILLE – It's been a grind, Titans center Lloyd Cushenberry won't deny that.

But Cushenberry can see the light at the end of the tunnel following a long rehab and recovery process from an Achilles injury, and he has his sights set on being back for the season opener.

"I feel good, man," Cushenberry said. "I am close to being back, cleared and healthy and ready to go. The offseason has been good, I am locking in on my diet, getting in the best shape as I can. I am doing well."

Cushenberry suffered the season-ending Achilles injury in the team's November 3 game against the Patriots, nine games into his first year with the Titans.

He went on Injured Reserve and then began a long and grueling rehabilitation process.

"It's been long, and it's been tough," he said. "It's been a lot of long and lonely days in the training room with all the staff, but they've been great. It's been slow, trying to build my calf strength back up, and everything around it. It's a tough process, but I think it is going well."

While he's been recovering, Cushenberry said he's focused even more on his diet, and game preparation. He admitted the long absence has been a challenge mentally, but the time away allowed him to spend more time watching tape, and bettering his body, and his game. Cushenberry said his body percent percentage has gone down seven percent recently, when he's also lost five pounds.

Cushenberry has been taking part in the stretch periods during this week's minicamp, but he's still not practicing. He missed all of the team's OTAs.

"It's been a test," Cushenberry. "But I feel like it's just a test from God, and I am going through it right now."

After playing his first four NFL seasons with the Denver Broncos, the highly regarded center was voted a team captain by his new teammates in Tennessee at the start of the 2024 season.

He feels like the offseason additions on the offensive line will make a difference on the field this fall, and he's looking forward to being a part of it.

Cushenberry couldn't help but smile when he saw the Broncos are the Week 1 opponent for the Titans. In some ways, he thinks it's appropriate, since he began his NFL career in a game against Tennessee in 2020.

The 6-foot-4-inch, 315-pounder was selected by Broncos in the third round of the 2020 NFL Draft, and he started 57 games at center for the club during his first four NFL campaigns.

Cushenberry said he's as optimistic about being back for the opener, but he has to continue putting in the work.

It remains to be seen whether he'll begin training camp next month on the team's Physically Unable to Perform list.

The Titans don't open the season until September 7.

"I don't want to put a timetable on it yet, but I am on track," Cushenberry said. "Things are looking up, and I just have to take it one day at a time. This summer is going to be huge for me, getting back into football shape, and ready to go. But I'll be back. I'll be back soon.

"I am very optimistic about Week One, and being out there, starting, and ready to go. My body will tell me if I'm ready, but I feel pretty good."

# # #

TITANS TRUSTING IN CUSHENBERRY'S BRAINS, BRAWN AT CENTER

BY JOHN GLENNON
NASHVILLE POST
JUNE 11, 2024

Titans coach Brian Callahan spends the majority of his time bettering the team's offense.

Defensive coordinator Dennard Wilson focuses his attention on the other side of the ball.

But both men share the belief that when it comes to pressuring a quarterback, the middle of the pocket is the most critical of all battlegrounds.

"You can manage edge rushers," Callahan said. "You can help on edge rushers. But if the middle of your pocket gets pushed, there's not a lot of places for the quarterback to go."

Added Wilson: "When you dominate the offensive line through the [interior], there's no step-up lanes for the quarterback. And if there's no step-up lanes, if we go back to the corners being connected at the top of the route with no step-up lane, where is there for the quarterback to throw?"

Those comments are a clear reflection of the philosophy behind the Titans' offseason signing of center Lloyd Cushenberry, who will be asked to fortify a trench position that was all too often overrun in 2023.

Titans quarterback Will Levis was pressured on 45 percent of his throws last season, per Pro Football Focus, the second-highest rate among quarterbacks who played at least nine games.

Most of the problems stemmed from Tennessee's turnstile situation at left tackle. But the center of the line failed to hold all too often as well.

Former Titans starter Aaron Brewer, who stood 6-1 and weighed 295 pounds, was mobile but not particularly meaty — and as a result was on many occasions overwhelmed in pass protection. He surrendered the second-most sacks among league centers (six), allowed the second-most quarterback hits (seven) and the third-most pressures (34), per PFF.

Enter the 6-4, 315-pound Cushenberry, who allowed just one sack, four hits and 14 pressures in about the same amount of snaps while in Denver last season. His pass-blocking grade of 76.4 ranked third among centers who played at least 10 games, well above Brewer at 52.5.

"I've always believed in the firmness of the interior of the pocket," Callahan said. "Strong players tend to keep it that way, so there's a place for the quarterback to move and to run and to step up, when needed. That's a huge benefit. These guys inside on the other side of defense keep getting bigger and better and stronger and faster every year. You want people that can match that, and Lloyd can do all those things."

What the Titans have found so far in the offseason is that they admire Cushenberry's brains as well as his brawn.

Titans offensive line coach Bill Callahan began to understand that almost as soon as Cushenberry signed his four-year, $50 million deal with Tennessee, ending a multi-team pursuit of the four-year veteran.

"The thing that strikes me about Lloyd is he's a guy who could have gone anywhere," Bill Callahan said. "But he wanted to be with a team that could improve his game, and he wants to be great. It really struck me that the game goes deeper than the wallet for him. He has a tremendous passion, curiosity and intellect that goes beyond anything. So he's great for our room, super for the team in terms of running the show up front."

Likewise, Cushenberry said the presence of Bill Callahan, who's coached NFL offensive lines for 22 years, was a big plus for the Titans.

"That was a big reason [I signed]," Cushenberry said. "He's very detailed … He has a whole encyclopedia of terms and things he teaches. So, it's a lot to have learned.

"I love going back and watching old film and just picking his brain sometimes. He does a great job because he remembers things as well. I remember in meetings, he pretty much told us a whole series of what happened in a game in 2009 with the Jets. It was amazing to hear."

The Titans have wasted no time in challenging Cushenberry this offseason.

That's because one area the team wants improvement, in addition to pass protection, is efficiency on the offensive line. Tennessee was flagged for 30 false starts last season, the second-highest figure in the league behind the New York Jets (31). In comparison, Brian Callahan's Cincinnati offense last year was whistled 13 times for false starts.

Part of the problem in Tennessee was that there were cadence and communication issues between Levis and Brewer — and between Brewer and his fellow linemen.

What better time to work on that than the offseason?

"We've been hammering [Cushenberry] every single day, and the whole offensive line, about how we're not going to hold back when it comes to cadences, and we're going to empty the bag and start using them all right now," Levis said. "We can't be the team we were last year with all the shooting-ourselves-in-the-foot penalties.

"So they've been doing a really good job with that, and obviously [Cushenberry] is leading that group. He has a lot of great experience and has a really good hold on our protection system. He's been great for me, and he's been great for

everyone else in the offense. I feel really comfortable with him when I get under center or when I'm in the gun with him."

It's possible, of course, that the bond between the two was strengthened in late April before a Predators playoff game, when Cushenberry assumed the center position on a Bridgestone Arena stage and snapped a sizable catfish — Nashville's unofficial good-luck charm — to Levis, sending the crowd into a frenzy.

"I didn't know we were going to do it until about 10 minutes before that," Cushenberry said. "So leading up to it, my heart was racing. In my head, I was just like, `Get the snap to him.' I didn't want to mess that up in front of thousands of people."

Cushenberry executed the shotgun snap smoothly, the same way he's handled his first offseason.

# # #

LLOYD CUSHENBERRY EAGER TO LEARN FROM BILL CALLAHAN TO REBUILD TITANS OFFENSIVE LINE

BY TERRY MCCORMICK
TITANINSIDER.COM
MARCH 14, 2024

As the Tennessee Titans begin the process of rebuilding their offensive line, they know the culture, as well as the personnel, has to change on a unit that gave up 64 sacks in 2023.

The first move along that road to a rebuild was signing center Lloyd Cushenberry to a four-year deal on the first day of freea agency.

Cushenberry, 26, comes over from the Denver Broncos to put a big body in the middle of the Titans offensive line. At 6-4, 315, Cushenberry replaces the undersized Aaron Brewer and gives the Titans three more inches of height, and more importantly, 40 pounds of man to play the center position.

Cushenberry was matter of fact when asked what attracted him to the Titans in his foray into free agency, and he replied, “Bill Callahan.”

“His resume speaks for itself. He’s coached a lot of great guys and I’ve heard a lot of great things about him. I think it’s a good opportunity for me to continue to grow my game and take the next step as a player,” Cushenberry said.

Cushenberry said it is his understanding that Callahan bring a high level of detail and expectation and he is eager to be his pupil.

“It’s a different level of offensive line play that he kind of unlocks. It’s a lot that goes in to his game planning,” Cushenberry said.

As for rebuilding the culture as part of revamping the offensive line, Cushenberry said it is of the utmost importance.

“It’s a big part of offensive line play, just having a good culture and having a good room, a good group of guys that’s willing to play for each other. That’s what I look forward to trying to build,” he said.

Cushenberry’s NFL foundation was laid by a familiar name to Titans fans, as he was coached by Mike Munchak in Denver.

“Coach Munch was amazing and I see a lot of similarities to what Callahan is teaching. Coming in, he helped me a lay a great foundation and since that point, every year I’ve gotten better and that’s what I want to continue to do,” Cushenberry said.

# # #

EYE ON THE TITLE LLOYD CUSHENBERRY III KNOWN BY HIS PARENTS AS A GENTLE GIANT WHOSE DREAM IS COMING TRUE

WAFB.COM
JANUARY 12, 2020

CARVILLE, La. (WAFB) - One of the “big” reasons LSU has had such a prolific season offensively is the man in the middle of the line.

Center Lloyd Cushenberry III, a 6-foot-4, 315-pound junior from Carville, La. quarterbacks the unit that was named the best in college football this season.

So, your son’s in the national championship game.

“It’s a dream come true; it’s just something we always imagined going through and it’s coming true,” said Lloyd Cushenberry II.

“He told me one day, ‘Mom, that’s going to be me one day,’ and I said, ‘Yeah and I’m going to be a proud mama,’ and it’s a dream that’s came true. And I said, ‘When you hit the field, remember, someone is looking at you, so do your best,’” added Debbie Cushenberry.

So, what kind of kid was he?

“Humble, quiet, very intelligent, didn’t have to do no homework with him. He had his homework done,” Debbie Cushenberry answered.

“One of the best, man. You couldn’t ask for a better kid, man,” Lloyd Cushenberry II noted.

Is he kind of a gentle giant?

“Yeah, yeah. That sums it up right there. He’s a great kid, man. Staying humble all the way through and just, enjoying the ride, and having nothing but fun,” Lloyd Cushenberry II pointed out.

“He loves the game and he takes it seriously. So, if he sees something not going right, he’s going to correct it. They all connect together. They’re all humble guys, willing to work with each other, listen to each other. That’s what makes a team,” Debbie Cushenberry explained.

“Brotherhood thing - on and off the field,” added Lloyd Cushenberry II.

“I see that he’s a good coach with them. He has a lot of respect for them and they have a lot of respect for him. That’s what makes a team - when your coaches are right connected with you,” Debbie Cushenberry described.

The fact he snaps to a Heisman Trophy winner. He’ll have that for the rest of his life.

“That was a blessing, man. For Joe [Burrow] to come ... that was just God-sent, man,” said Lloyd Cushenberry II.

So, what did it mean to beat Alabama this year?

“Oh, it meant so good. I told my boy ... that’s what, this summer I told him, 'I want you to win them all but go beat Alabama,” Debbie Cushenberry replied.

How does it feel, Lloyd?

“Feel great,” said Lloyd Cushenberry III. “On to the next one. On to the next one."

Kelly Orgeron joined by LSU, Clemson fans volunteering at food bank ahead of game

LSU players look relaxed, exude confidence during media day; practice in Saints indoor facility

“The day of the game, I had some co-workers who were Alabama fans and they come back saying, ‘Alabama,’ and I’d say, ‘You’ve got to let me come back and say LSU,’” Debbie Cushenberry stated.

Those people you work with, you really think they’re Alabama fans?

“No. I think they just do it to me,” she answered.

“Yeah, it was our turn,” Lloyd Cushenberry II added.

Lloyd Cushenberry III has started at center for LSU in 27 straight games.

# # #

TITANS LONG SNAPPER MORGAN COX IMPACTED ONCE AGAIN BY "SOUL-SCARRING" MISSION TRIP TO UGANDA

BY JIM WYATT
TENNESSEETITANS.COM
JULY 2, 2025

NASHVILLE – Morgan Cox traveled to Uganda this offseason to make an impact.

Cox, long snapper for the Tennessee Titans, had also previously traveled to the country in East Africa as part of a mission trip.

It turns out the trip made an even bigger impact on Cox, and his perspective.

Nothing validated that feeling more than the lasting memory of a man living in a mud hut handing Cox a rooster as a show of appreciation for his work, and good deeds, for the people in Uganda. The man had recognized Cox from his first mission trip there in 2019.

"We always describe going to Africa and spending time there as a soul-scarring trip," Cox said. "It's not an easy trip, but it's a very impactful trip to see what goes on in the world and to see how people live.

"The nature of the Christian faith is going out and making disciples of all nations, so being able to share our faith but also taking care of basic needs is the premise, being able to help the people there take care of their children."

Cox, a Collierville, Tennessee, native who played at the University of Tennessee, is heading into his 16th NFL season, and his fifth with the Titans. He's been named to five Pro Bowls, and he was recently selected as the long snapper for ESPN's All-Quarter-Century NFL team.

Cox has made it part of his life's mission to give back to others, and his mindset was put on display once again when he traveled to Uganda as part of a mission initiative team from Grace Evangelical Church in Memphis.

Cox joined 12 others on a trip to Uganda, where the group spent a week assisting those at a village and school that houses 750 kids, ranging from ages from 3 to 22. The school first started years ago under a jackfruit tree, where the school administrator taught kids in the dirt.

Now the kids have a building and desks, and a secondary school, or high school, has been an added to the elementary school.

Cox and another member of the church started a team to travel and help those in a community in Uganda. During his trip in 2019, Cox was part of a group that started the boarding school, and a medical clinic.

During the two trips, including the most recent one, the group has built desks and tables for the school, provided a water well, provided a generator for lighting while also spending time with the kids, playing sports, hosting a field day, and a craft station. The group bought a cow for them to have protein.

Many people in the area live in mud huts, with little resources.

Cox and the others went there once again to help, and for ministry work, to talk about the gospel, telling them about Jesus and faith in Christ.

"God has blessed me with the occupation that I have, and I've always felt a calling for helping others through it," Cox said. "So going to Uganda and being able to help a community there that is clearly in need … You know anything that you give them is going to be received well and impactful."

Cox said the mission initiative team at the church plans to continue returning to Uganda to help those in need.

From his first trip in 2019 to his trip this offseason, Cox said he's been humbled to see the difference that has been made by those who've traveled from Memphis.

He's also aware of the appreciation from those in Uganda. He can see it on the faces of the kids, and from the gesture of the man with the rooster.

"From the kindness of his heart, he wanted to feed me, and feed our group," Cox said.

Cox said he will never forget the man's message – and the fact the rooster ended up defecating on him as he held it.

"Through a translator, the man said: Morgan, thanks for coming back to see us. We are so thankful. May the Lord bless you and your family. I would like for you to have this rooster," Cox said.

"I would never be able to repay him for the message he gave me."

# # #

LIFE LESSONS HELPED TITANS LONG SNAPPER MORGAN COX BECOME ONE OF THE FINALISTS FOR THE BART STARR AWARD

BY JIM WYATT
TENNESSEETITANS.COM
DECEMBER 12, 2024

NASHVILLE – When Morgan Cox was just a youngster, his father gave him a gift he'll always remember: an autographed poster from Hall of Famer Bart Starr.

Starr was at an autograph signing in Memphis, and Cox's father was a fan of the Packers quarterback.

"(My dad) had a poster signed: To Morgan. Best wishes, Bart Starr," Cox said on Wednesday. "I had it hanging in my room for years."

It makes this moment even more special:

Cox, in his fourth season as long snapper for the Tennessee Titans, is one of 10 finalists for the 2025 Bart Starr Award, honoring those who exhibit outstanding character, integrity and leadership on and off the football field.

Starr was a two-time Super Bowl champion during his playing days with the Packers, and an NFL MVP, while playing from 1956-1971. He later served as head coach of the Packers. Starr passed away in 2019.

"Just knowing the type of person that Bart was, as a family man and in the community, it's an honor to be even in the same breath as him," Cox said on Wednesday. "I've looked up to him. My dad told me about him when I was really young. I'm just truly honored to be selected.

"Bart Starr was a phenomenal man, and I know this award is given out to someone who is intentional, and values family life, and community. So, it truly is an honor."

Cox, who played at the University of Tennessee, joined the Titans in 2021 after playing 11 seasons with the Baltimore Ravens. The Collierville, Tenn. native, who attended Evangelical Christian High School, has been named to five Pro Bowls, and he's one of the team's captains once again this season.

After every game, Cox identifies a player or two from the opposing team's special teams unit, and he offers words of encouragement and support, while praising them for their work and commitment.

Cox also regularly brings together the two teams in postgame for an on-field prayer.

A year ago, Cox was one of the finalists for the Art Rooney Sportsmanship Award.

At some point later this month, an overall winner for the Bart Starr award will be named. The group was recently trimmed from 32 to 10. Voting will take place in conjunction with the Pro Bowl voting in the coming weeks.

Cox, a father of four, credits his entire family for making him the man he is today, from the example they've set, to their service in the community. Both of his grandfathers served in the military, and his father currently serves on the school board in his hometown. His parents rarely miss home games.

"As a strong, Christian believer, it's something that I have been raised on, in a Christian household," Cox said. "My mom and dad used to tell me, when I was really young: 'Be a leader, not a follower.' I remember that from grade school, and what that meant to me was not to just follow the crowd, but to make your own decisions and treat people with respect.

"Being that Athletes in Action is the one that does the (Bart Starr) award, being a part of that organization and having gone through Fellowship of Christian Athletes in school. … Service in the community is such an important part of our family backbone. It's always been important to my family, and to me."

# # #

TITANS LONG SNAPPER MORGAN COX NOMINATED FOR ART ROONEY SPORTSMANSHIP AWARD

BY JIM WYATT
TENNESSEETITANS.COM
NOVEMBER 22, 2023

NASHVILLE – Titans long snapper Morgan Cox has been nominated for the Art Rooney Sportsmanship Award.

The award is presented each year to an NFL player who best demonstrates the qualities of on-field sportsmanship, including fair play, respect for the game and opponents, and integrity in competition.

On Wednesday, the NFL announced the 32 player nominees for the ninth annual award. Each NFL team nominated one of its players for the award, which recognizes players around the league who exemplify outstanding sportsmanship on the field.

Created in 2014, the award honors the late founding owner of the Pittsburgh Steelers and Pro Football Hall of Famer Art Rooney Sr.

Cox, who played at the University of Tennessee, joined the Titans in 2021 after playing 11 seasons with the Baltimore Ravens. The Collierville, Tenn., native has been named to five Pro Bowls, and he's one of the team's captains this season.

After every game, Cox identifies a player or two from the opposing team's special teams unit, and he offers words of encouragement and support, while praising them for their work and commitment.

Cox also regularly brings together the two teams in postgame for an on-field prayer.

"I could not be more excited and prouder to hear that Morgan has been nominated for the Art Rooney award," Titans special teams coordinator Craig Aukerman said. "Morgan has demonstrated excellence in competition and sportsmanship both on and off the field. His respect of the game and to his opponents is second to none. As a team captain, Morgan's leadership qualities and willingness to mentor younger players have helped them achieve a high level of integrity to succeed in the National Football League."

A panel of former players from the NFL Legends Community — Warrick Dunn, 2014 Art Rooney Sportsmanship Award recipient Larry Fitzgerald, Pro Football Hall of Famer Curtis Martin and Leonard Wheeler — will select eight finalists (four in the AFC and four in the NFC) from the 32 nominees.

The eight finalists will be listed on the Pro Bowl ballot under the NFL Sportsmanship Award category when players vote in December.

"Sportsmanship is the core of the game, the vanguard of public confidence, the keeper of game integrity," said Troy Vincent, NFL executive vice president of football operations. "These Rooney Sportsmanship Award nominees exemplify the spirit of fair play and the values of respect, integrity, commitment to team and resiliency at the highest level of competition."

The winner of the Art Rooney Sportsmanship Award is determined by a vote of current NFL players. From the eight finalists, each team's players will submit a consensus vote of their choice for the winner. As in Pro Bowl voting, a team cannot vote for its own player.

The winner will be announced as part of NFL Honors. He will receive a $25,000 donation from the NFL Foundation to a charity of his choice.

# # #

FROM THE PRO BOWL: LONG SNAPPER MORGAN COX REFLECTS ON LIFE'S BLESSINGS, AND HIS JOURNEY TO THE TITANS

BY JIM WYATT
TENNESSEETITANS.COM
FEBRUARY 2, 2023

LAS VEGAS – Morgan Cox has experienced a lot during his 13-year playing career.

The Titans long snapper has played in a Super Bowl and been named to five Pro Bowls. He's played in over 200 career games, in stadiums all over the country. He's made lifelong friends, and countless memories.

As Cox took a helicopter ride on Thursday morning into the Grand Canyon, over Lake Mead and the Hoover Dam, and then over the Las Vegas strip, Cox reflected on his journey, and the blessings that have come with it.

"I've seen God's hands on a lot of things as I kind of reflect on my career," Cox said. "I am grateful for the opportunities I have been given, and the unique experiences I have gotten to have because of this game."

Cox is in Las Vegas for the 2023 Pro Bowl Games. It's his first trip as a Titan after being named a Pro Bowler on four earlier occasions during his playing days with the Ravens, where he won a Super Bowl ring during the 2012 season.

Cox, who just finished his second season in Tennessee, admits this one is special. A Collierville native who played at the University of Tennessee, Cox is representing his home state – and the team he grew up cheering for as a youngster.

While overlooking the Las Vegas Strip on Thursday, Cox told a story about the time he traveled to a Titans game his senior year in high school with his buddies.

They took his mom's Suburban, and they painted "Titans" on it. They also painted letters on their chests, spelling out T-I-T-A-N-S.

"It was a memorable trip," Cox said with a smile.

Long before that, Cox remembers watching the Titans play in Super Bowl XXXIV, at his aunt and uncle's house in Memphis. The Titans-Rams game was projected on a bed sheet.

"I remember (Kevin) Dyson stretching out the ball," Cox said, "and being heartbroken."

Cox never dreamed he'd end up playing in the NFL himself.

It started with a childhood competition, and it's continued because of a lot of hard work.

As an 11-year-old, Cox went out for a football team called the 'Buccaneers' in the Collierville Youth Athletic Association. The coach was his dentist, Bill Burriss.

On the first day of practice, Burris brought all the players up and said they needed to fill the position of 'long snapper'. Everyone got in line, and they all got a chance to snap.

"My first shot at it was really pretty bad," Cox recalled. "So, they moved onto the next person."

But Cox said his father, who happened to be at practice that day, encouraged him to try it again, so he went to the side and practiced. He started to get the hang of it, and he got back in line.

The following year he was back in the mix, as a seventh grader, for the long snapping position at Evangelical Christian School.

"Over time," Cox said, "I got better and better."

Cox played in high school at ECS, got recruited by the University of Tennessee, and after paying his dues for a few years at the school – and learning from FG snapper Adam Miles and punt snapper Ryan West – he got his chance.

Cox ended up playing in 38 games in three seasons at Tennessee, and was then signed by the Ravens as an undrafted free agent in 2010.

As they say, the rest is history.

Cox is humbled to be at the Pro Bowl again.

"It's an honor for me to be here, being a part of the Titans now," Cox said. "To be in my 13th year and to be able to experience the Pro Bowl again, it is truly an amazing honor and tough to put into words what it means to me."

Along the way, Cox said the backing from family and friends has made it even more special.

"The support from my home state has been amazing," he said. "No shortage of ticket requests, but that's been great as well. It's awesome to be able to play in front of people I've been around my whole life. I grew up in Memphis, went to school in Knoxville and everybody converging in Nashville is pretty cool."

Cox plans to enjoy the events surrounding the Pro Bowl Games this week.

He's scheduled to take part in a "Kick-Tac-Toe" event, and has other things planned as well.

"This isn't my kind of town to be honest," he said. "I'm a big saver, not much of a spender."

As he looks ahead, Cox plans to keep working to sharpen his craft.

Even after 13 years, he believes there's always room for improvement.

"I've put in a lot of time and work in kind of honing the craft," he said. "I can never say I have perfected it. I don't think there is such a thing. You're constantly want to chase perfection and find ways to improve your game, whether it be snapping, blocking, covering. I can always improve."

Cox is already looking forward to Year 14.

He's hoping it will be with the Titans.

"God has a plan, and I certainly hope to be back with the Titans next year," he said. "I am going to play as long as I possibly can. I love what I get to do, and I am grateful. I feel like I am still playing at a high level, and I am going to keep playing as long as I can."

# # #

TITANS RETURNER CHIMERE DIKE HONORS HIS FALLEN FRIEND ON WAY TO THE END ZONE, ONE STEP AT A TIME

BY JIM WYATT
TENNESSEETITANS.COM
NOVEMBER 24, 2025

NASHVILLE – Every Titans fan has probably seen Chimere Dike's 90-yard punt return on Sunday, when he raced down the sideline and toward the end zone against the Seahawks.

But did you notice what Dike did when he got there?

Dike pointed at his colorful cleats, before pointing to the sky.

Mike Lermer saw it, and he was flooded with emotions.

"It brought tears to my eyes," Lermer said on Monday, "to see Chim and Kai out on the field again that way. It was amazing to see, and it meant a lot to me and my family."

As part of the NFL's 'My Cause, My Cleats' initiative, Dike was honoring his high school buddy, Kai Lermer, with his cleats in Sunday's game. The cleats were designed with Waukesha North High School colors, some of the sports Dike and Lermer played together, and lettering from the memorial fund created in his name.

Kai Lermer died from an undiagnosed heart condition back in high school in 2019. Lermer was just 16 years old when he collapsed while playing basketball with friends. Dike and Lermer became friends when they were roughly 10 years old, said Mike Lermer, Kai's father.

A memorial fund in honor of Kai, who was a junior in high school, was set up. In the past, Dike has also taken part in football camps that have raised money for the cause.

Dike said the moment – scoring a touchdown wearing his buddy's cleats – was "super special."

And he hopes it brings more attention to Kai, and the memorial fund in his name.

Dike also added a second touchdown for the Titans in the fourth quarter of Sunday's game.

"I knew if I got the opportunity, I wanted to do something," said Dike, whose punt return tied Pacman Jones' 2006 record for the longest punt return in franchise history. "I was talking to his dad and the work that they do is truly amazing. To be in the position that they were in, losing their son suddenly like they did. … Obviously losing a child any time is hard, but when it comes sudden like that, I can't even imagine. And the first thing they did is think about other families, and how they can help other people. That inspires me.

"I am a man of faith, and I think one of the things we're put on earth to do is serve other people. The fact that I can have this platform and be in a position to give a small piece to highlight what they are doing and the work they put in, and the selfishness they have, it is definitely a blessing for me.

"I am just thankful for them and my friend as well, my brother looking over me."

Since their son's death, Kai's family has worked to prevent a tragedy from happening to others. The Kai Lermer Memorial Fund partnered with multiple groups to educate others and provide resources.

In March 2022, the Kai 11 Bill was passed in the Wisconsin Legislature. The bill informs parents of student athletes about the risk of sudden cardiac arrest and gives them the option of getting an EKG test done for their child. The city approved to put AEDs in schools and in some of the public parks. Kai's mother started a separate foundation where low-cost EKG screenings are available.

For those interested in contributing to the Kai Lermer Memorial Fund, here's the link: CLICK HERE.

"I obviously saw 'My Cause, My Cleats' growing up and thought this was the perfect opportunity to shine a light on (Kai and the memorial fund). … It was really tough on the whole community (when Kai passed away). Luckily, I have some really good family and friends that helped me through it.

"It just made me appreciate those around me and understand the bigger picture of how much people mean in your life."

# # #

MEET CHIMERE DIKE, THE NFL'S BEST RETURN MAN AND THE TITANS' ALL-SEEING STAR

BY NICK SUSS
NASHVILLE TENNESSEAN
NOVEMBER 25, 2025

Chimere Dike sees things.

Vision, above all else, is Dike's talent.

On the football field, he's got this uncanny ability to divide his eyes. Loft a punt his way to find out what that means. Watch him scan from snapper to punter to ball in the air to the gunners screaming down the sideline, back to the ball, back to the gunners, back to the ball again and back to the gunners without ever having to look at his feet or where he is on the field. Watch how still his feet are when he gathers under the arcing football.

Feel how quiet he looks. How serene he seems.

Science calls it proprioception. Humanity calls it a sixth sense. Dike is seeing without his eyes, recognizing patterns without having to look at them. He sees where everybody is. He sees where he is. Everything, every factor, every blade of grass, is seen and accounted for.

Calm. Patient. Steady.

Wait for it...

Wait for it...

Go!

It's only taken 11 games for Dike, the Tennessee Titans' rookie receiver and returner, to establish himself as the NFL's most effective and dangerous special teams ace. He leads the league in all-purpose yards with 1,760, working out to a rate of 160 yards per game. He's already returned two punts for touchdowns, the first of which erased a 13-year Titans drought and the second of which tied the franchise record for longest punt return (90 yards). He's the only player in the NFL this season with multiple kickoff returns that've gained 40+ yards and multiple punt returns that have gained 40+ yards.

And oh, right, in the last five weeks, the only rookie wide receivers who've put up more receiving yards than Dike are Tetairoa McMillan and Emeka Egbuka, the first two pure receivers drafted last April. Dike, a fourth-round pick, was the 14th receiver taken. And had a bye week in the middle there.

So what's the secret? Again, it's that vision. Chimere Dike sees things. And not just on the field.

Chimere Dike sees his future

The origins of Dike's dreams are impossible to spell out without verging on corny. When Dike was 10 or 11 years old, growing up in Waukesha, Wisconsin, he came home from basketball practice and asked his father Uche: "Do you think I can play in the NBA?" Uche, a serious but supportive man, said: "I know you will."

Close enough.

Dike was a better football player than basketball player. He claims he was even better at baseball than football, but he found the game boring. Despite his father's protests (baseball's where the money is, according to Uche), Dike focused on football, where his natural athletic traits shone through.

Then he got to Wisconsin for college and those natural traits weren't enough. For the first time in his life, Dike wasn't the far-and-away most gifted athlete around. And what's worse, those traits weren't even the end-all, be-all. He watched as a 5-foot-7 walk-on receiver named Jack Dunn led a receiver room stacked with bigger, stronger, faster and more versatile future pros.

"Everybody's like 'Why is he on the field?'" Dike remembers. "He learned the offense, he executed every single time, he was detailed, he worked his tail off, he knew defenses. I was like 'If I could have the gifts God gave me and have that process, that sort of football knowledge and that sort of work ethic, I could be special.'"

Another former Wisconsin walk-on, future Hall of Fame defender J.J. Watt, offered Dike a similar lesson.

During the offseason toward the end of his career, Watt would return to Wisconsin to work with fellow former Badgers like Zack Baun, T.J. Edwards and his brother, T.J. Watt. Dike frequented the same gym and observed Watt, already a three-time NFL Defensive Player of the Year, pushing the younger players by adding more and more weight to lifts and sleds.

"I was like 'If that guy can have that mentality, I've got to take advantage of my process right now,' Dike says.

It's not as if Dike necessarily needed lessons on work ethic. His father, a Nigerian immigrant, and his mother, a native Wisconsinite, draw plenty of compliments for their work ethic. So too, Dike says, do his sisters. And Dike says his girlfriend, a professional hockey player for the Seattle Torrent of the PWHL, has an unmatched work ethic even when the two are together.

But these are the things Dike has a knack for seeing, and absorbing too.

Chimere Dike sees his present

When Titans special teams coordinator John Fassel talks about Dike, he draws a distinction between "speed" and "courage speed."

Dike's an excellent runner. His eye-popping 4.34-second time in the 40-yard dash at the 2025 NFL Scouting Combine was third-fastest among receivers. Fassel doesn't really seem to give a hoot. He's seen enough track stars who let their 4.34-speed lag into 4.64-speed in games because of fear.

"To run up and just hit a seam as fast as he can takes a lot of courage," Fassel says. "(With Dike), there's not a lot of pitter-patter or bouncing it because it gets a little bit scary in there. You can definitely tell a player's courage speed once they put the pads on. So I've become somebody special teams wise that I really don't look at short shuttle times and 40-yard dash times because it changes when the pads come on."

Alvis Whitted, Dike's receivers coach for his first three years at Wisconsin, describes Dike similarly. A one-time track star and nine-year NFL vet himself, Whitted says he recognized pro potential in Dike early on, particularly because of the way blocked. Whitted recalls Dike laying a crack-back block against Michigan on a play Dike had barely practiced to spring a big gain on a reverse that epitomized "sacrifice." So too did Dike's fearless pursuit on special teams that meant barreling full-speed into linebackers and absorbing the blow.

Tyke Tolbert, Dike's receivers coach with the Titans, credits Dike's attitude to confidence. He's fast, he's versatile and he knows what to do. That breeds confidence, and a confident player won't play afraid. In that sense, Tolbert draws comparisons between Dike and Anquan Boldin, who won NFL Offensive Rookie of the Year in 2003 under Tolbert's tutelage.

Call it courage, call it fearlessness or call it confidence. Whatever it is, it's working. The stats prove it, but more importantly, Dike can feel it.

After his seven-catch, 93-yard breakout performance in Week 8 against Indianapolis, Dike fielded a call from Whitted.

"He was like 'Coach, I can play in this league,'" Whitted recalled.

"When you're a rookie, you feel it," Dike added in conversation with The Tennessean a month later. "…I want to be somebody who the organization can rely on, who my teammates can rely on and who helps bring winning football here. I know there are going to be mistakes along the way. I know I'm not going to be perfect, but I know I can work my tail off to be one of the best players that I can be and hopefully one of the best players in the world someday."

Dike sees the vision. Part of which is making the rest of the world see what he sees.

Not a bad start.

# # #

TITANS RETURNER CHIMERE DIKE NAMED AFC SPECIAL TEAMS PLAYER OF THE WEEK

BY JIM WYATT
TENNESSEETITANS.COM
OCTOBER 8, 2025

NASHVILLE – Titans returner Chimere Dike has been named AFC Special Teams Player of the Week.

Dike returned a kickoff 65 yards in the team's 22-21 win over the Cardinals on Sunday, which set up a field goal for the Titans.

Dike returned four kickoffs for 136 yards (34.0 average) against the Cardinals, along with three punts for 33 yards (11.0). Dike also had two catches for 17 yards in the game.

Dike's 65-yard kick return was the second-longest kickoff return of his rookie season (71 at Denver on Sept. 7). It gave him two of the NFL's top five longest kickoff returns to date in 2025. His 71-yarder against Denver was the second longest of the season and his 65-yard return ranked fourth.

So far this season Dike has returned 25 kickoffs for 666 yards (26.6 avg.), which leads league. Dike has also returned six punt returns for 82 yards (13.7 avg.).

Dike became the first rookie to garner the honor in 2025.

He's the first Titans returner to earn the award since 2012, when Darius Reynaud won the honor in Week 17.

Dike's award marks the 41st AFC Special Teams Player of the Week honor given to a Titans/Oilers player and is the 132nd overall Player of the Week honor in franchise history.

Dike became the first Titan non-kicker/punter to earn the honor since defensive back Dane Cruikshank (Week 2, 2018).

A fourth-round pick of the Titans in the 2025 NFL Draft, Dike currently leads the NFL with 783 all-purpose yards, which puts him ahead of Christian McCaffrey (669), Puka Nacua (640), Kavontae Turpin (617) and Jonathan Taylor (613).

The Titans return to action on Sunday at the Las Vegas Raiders.

# # #

ROOKIE CHIMERE DIKE THANKFUL FOR TRUST FROM COACHES AS HE EMBRACES JOB AS RETURN MAN

BY JIM WYATT
TENNESSEETITANS.COM
SEPTEMBER 3, 2025

NASHVILLE – Chimere Dike is ready for Week One.

And, the Titans are ready to put their trust in Dike, the team's fourth round pick out of Florida who is first on the depth chart as a punt returner and kick returner.

"I feel ready," Dike said. "The work I put in during training camp, the work I have put in throughout my career, it's a role that I really enjoy and I am thankful that Coach Bones (ST coordinator John Fassel) and coach (Brian) Callahan had trust in me to put me back there, and I am going to try and prove it every week and take it one game at a time."

The Titans drafted Dike and Elic Ayomanor in the 2025 NFL Draft, and both are set to have significant roles to start the season, beginning on Sunday against the Broncos in Denver.

Ayomanor is listed as a starter at receiver alongside veterans Calvin Ridley and Tyler Lockett, and Dike is in line to help as a returner, and at receiver after showing promise in practices, and games.

Dike averaged 23.6 yards per return on 20 kickoffs while at Wisconsin, and he averaged 11.5 yards on 26 punt returns at Wisconsin and Florida.

In the preseason, Dike returned four kickoffs for the Titans, averaging 27.8 yards, and he averaged 6.0 yards on two punt returns.

Dike said he's counting the days until his NFL debut.

"It's super exciting," Dike said. "To see the work you've put in since spring, obviously growing up playing football this is your dream to play at this level. So, to have the opportunity to play my first NFL game – my parents will be there, some of my family will be there to support me – it is going to be a really special moment."

# # #

GATORS RECEIVER DIKE HAS MADE IMPACT WHEREVER HE'S BEEN

BY SCOTT CARTER
FLORIDAGATORS.COM
SEPTEMBER 29, 2024

GAINESVILLE, Fla. — They have all moved on since that late 2022 lunch at Café Hollander, a favorite spot near the University of Wisconsin campus where Badgers gather for Belgian beers and European-style comfort food.

Tight end Clay Cundiff, whose career was wrecked by injuries, retired from the game prior to the 2023 season. Center Joe Tippmann heard his name called a few months later in the second round of the NFL Draft, and Tippmann is now the starter for the New York Jets, snapping the ball to quarterback Aaron Rodgers. Meanwhile, receiver Chimere Dike sensed what the lunch meeting might be about and wanted to offer his full support to quarterback Graham Mertz.

After four seasons at Wisconsin, Mertz informed a small group of close teammates that he was leaving to continue his career at Florida. Dike was the only player who would play for the Badgers last season, but he never took his eyes off Mertz.

"We stayed in touch," Dike said. "Every single game that we didn't play, we'd be in my living room with my roommates, and we were watching it. I remember watching the Tennessee game and being like, 'Let's go. That's my guy.' I've supported him all the way."

Unbeknownst to Dike on that Madison winter afternoon, his days catching passes from Mertz were not over. He rejoined Mertz when he transferred to Florida in January, eager to see if they could reconnect the way they did at Wisconsin during the 2022 season when Dike led the Badgers with 47 receptions, 689 yards and six touchdowns. Dike's numbers dipped to 19-238-1 last season.

"We kind of grew up together in college football," Dike said.

Following Florida's victory at Mississippi State last week, Dike smiled whenever Mertz's name popped up after Mertz completed 21 of 23 passes and three touchdowns. Dike finished with three catches for 43 yards in the 45-28 win.

Starting in front of true freshman DJ Lagway in the two-quarterback system utilized by head coach Billy Napier, Mertz was sharp from the beginning.

"He's competitive, resilient, and he doesn't give in to adversity," Dike said. "He's one of my best friends off the field, just being able to spend so much time with him, but that's a guy that has been through some adversity the past couple weeks, and I think when you turn on the film, you can see the character that he has. I'm thankful I get to play with him for one more year."

Mertz, Graham and Dike, Chimere (2024)

Gators quarterback Graham Mertz, left, and receiver Chimere Dike have reunited at UF after three seasons together at Wisconsin. (Photo: Courtesy of JLab)

While Dike's previous relationship with Mertz has highlighted most stories about the UF newcomer, his departure from Wisconsin was a giant leap. A native of Waukesha, Wis., Dike left home when he opted to transfer for his final season of eligibility. Dike was a team captain for the Badgers last season and grew up in the Milwaukee suburbs, his hometown a 70-mile drive to Camp Randall Stadium.

Mertz, who grew up in Kansas City, said it was difficult for him to leave because of the team's culture. Still, when former coach Paul Chryst was fired and replaced by Luke Fickell, Mertz decided he needed a fresh opportunity and chose Florida.

First, he had to tell Dike.

"I mean, Chim's my brother," Mertz said. "I've known that guy. We've been through some great times and some hard times. I don't think anybody knows me as good as he knows me. I don't think anybody knows him as good as I know him. So that was not easy. I never thought I would be on a team with him again."

Their fates aligned when the Gators, seeking to replenish a position group that lost Ricky Pearsall to the NFL and Caleb Douglas and Thai Chiaokhiao-Bowman to the transfer portal, offered Dike via the transfer portal.

Soon after Dike enrolled, he and Mertz hit the golf course on a sunny winter day, a rarity from their days together in Wisconsin.

"We just looked at each other, and I'm like, 'What are we doing? Like, how do we end up here?' We're on a golf course in January in Florida," Mertz said. "We normally had like a month and a half to play golf in Wisconsin."

Dike's quick ascension on the Florida roster was evident following the season-opening loss to Miami. Following head coach Billy Napier's press conference, veteran defensive lineman Justus Boone and Dike were the only players to address the media from the podium in the team's meeting room at Ben Hill Griffin Stadium. Mertz was knocked out of the game with a concussion.

It was Dike's first game as a Gator, but he did not avoid discussing a defeat that sent ripples across Gator Nation.

"The thing is, I had the experience of having big losses before, and there's kind of two choices you can make," Dike said. "You can either concede and go into the loss, or you can respond from that. But I know the guys in our room, and I know the guys on our team are willing to grow from this, and that's the only choice we have."

The 22-year-old Dike has suffered much more significant losses than in

football. One of his best friends growing up, Kai Lermer, died in 2019 from a rare undetected heart condition. The two spent countless hours together at Dike's home and went to high school together.

In the summer of 2022, Dike held a youth football camp to benefit a memorial fund in Lermer's honor shortly after the Kai 11 Bill, intended to help prevent sudden cardiac arrest deaths in young adults, was signed into law in Wisconsin. Mertz was one of more than a dozen Badgers who participated in the event at Waukesha North High, where Dike played football, baseball and basketball. Dike held the camp once again in the summer of 2023.

Kai Lermer is never far from Dike's mind. He keeps his keys on a Chicago Bulls keychain that belonged to Lermer, who was 16 when he died. The keychain was a gift from Lermer's father after Kia's death.

Mike Lermer told the Waukesha County Freeman he is grateful that Dike is "still passionate about keeping his [son's] memory alive."

As the Gators move deeper into the season, Dike figures to continue to be a key contributor and a player fans will learn more about. The Gators won two of three entering their bye week and return to action on Saturday when UCF visits The Swamp.

Dike is off to a good start, hauling in 11 passes for 189 yards and a touchdown. He has excelled on special teams, averaging 16.7 yards on six punt returns and downing two punts inside opponents' 5-yard line.

He impacts in ways that surprise no one who knows him in Wisconsin. It's the way Dike has always approached the game – and life.

"I think if I can help any aspect of the team, I want to," Dike said. "I'm a student of the game, and I like taking things and learning from different people. There's so many different things that you can take."

# # #

'I THINK ABOUT HIM EVERY DAY': UW'S CHIMERE DIKE USES HIS PLATFORM TO HONOR A FALLEN FRIEND, RAISE AWARENESS OF THE VALUE OF EKGS

BY JEFF POTRYKUS
MILWAUKEE JOURNAL SENTINEL
JUNE 21, 2022

MADISON – Chimere Dike hasn't forgotten the friend he lost a little more than three years ago.

"His memory and his impact still is with me and he pushes me every day," Dike said. "I think about him every day."

The friend to whom Dike referred was Kai Lermer, a classmate and teammate at Waukesha North High School who went into cardiac arrest while playing basketball on March 25, 2019. Lermer, a 16-year-old junior at the time, survived after being rushed to a hospital but was taken off life support several days later. The lack of oxygen had left him with little brain activity.

"I was with him that day," Dike recalled. "We went to Q'Doba to get lunch."

Lermer had an undiagnosed heart condition called Wolff-Parkinson-White Syndrome. Individuals who have WPW have an extra electrical pathway between the upper and lower chambers of the heart. The result is a rapid heartbeat.

The condition can be diagnosed with an EKG but such tests typically are not included in physical examinations for Wisconsin high school athletes.

Dike, hoping to raise awareness about EKGs and support the Kai Lermer Memorial Fund, is set to host a youth football camp June 25 at Waukesha North High School.

Lermer would have turned 20 on June 16.

"I grew up playing with him in all sports," said Dike, who was a junior at North in 2019. "It was tough, but our community really came together and we got through it.

"And when his family started the foundation, I knew it was such a good cause that I knew it was something I wanted to be able to give back to. Obviously, I have aspirations of playing pro ball. And I knew if I was fortunate enough to be able to reach that level, I would do something with my platform.

"But with NIL (Name, Image and Likeness) I realized that maybe my platform could be used now, even if it is on a smaller scale. I said: 'Why wait to do something? Why wait to get it started?'

"So, I thought about doing the camp, not only to give back to the foundation but also to my community. We've got a lot of really good players coming so I'm excited."

The camp is open to students entering third through 10th grade. Camp packages are either $50 or $85 and Dike plans to contribute some of the proceeds to the memorial fund.

Several UW players are set to work the camp with Dike. They include safety Hunter Wohler, quarterback Graham Mertz, tailback Braelon Allen, linebackers Nick Herbig and C.J. Goetz and wide receiver Dean Engram.

"It has been great that the guys have been volunteering to come," Dike said. "That means a lot to me because they are supporting something that is important to me. It speaks to the kind of guys they are."

Related: Wisconsin football gets commitment for the 2023 class from an Ohio wide receiver, one day after landing an edge rusher

Related: Badgers men's basketball assistant Joe Krabbenhoft promoted to associate head coach

In the wake of their son's death, Lermer's parents worked to introduce a bill to raise awareness about sudden cardiac arrest in young athletes.

Gov. Tony Evers signed a bill — Kai-11 — into law March 29.

Gov. Tony Evers signed the Kai-11 bill into law March 29 at Waukesha North High School, a measure aimed at educating parents and coaches on the dangers of sudden cardiac arrest in youth by using EKG testing. Waukesha North student athlete Kai Lermer died three years earlier of an undiagnosed heart condition.

The bill requires the Wisconsin Interscholastic Athletic Association and the Wisconsin Department of Instruction, along with a minimum of two pediatric cardiologists, to work to educate coaches, athletes and their parents about the risk of sudden cardiac arrest.

It also requires that parents and athletes are given information about EKGs, including the benefits and any potential risks, as well as how to request such testing from a health care provider.

The information is to be given to athletes 12 years and older at the beginning of each youth sports season.

“An EKG could have detected his heart condition and that could have saved his life,” Dike said. “That is why the foundation is so impactful because it could save lives. That is why I am so passionate about it.

“It is something that is so simple. When I came here to UW, we do EKG testing. And that was an eye-opener. It almost made me angry because I saw how quick it was and how seamless it is. That fact that it’s not required in (high school) health checks is kind of ridiculous to me.

“It is a five-minute process that can help save lives. The more we can raise awareness … it is really important.”

# # #

‘THERE’S NOTHING HE CAN’T DO’: WHY DYNAMIC IN-STATE WR CHIMERE DIKE IS READY TO MAKE AN IMPACT AT WISCONSIN

BY JESSE TEMPLE
THE ATHLETIC
JANUARY 15, 2020

Waukesha (Wis.) North football coach Matt Harris knew his star player was exhausted, running on fumes in an effort to keep his team in a September game against defending Division 1 state champion Muskego. Chimere Dike had barely come off the field, used at wide receiver and running back on offense, as a safety on defense, as a punt returner and kick returner and as a gunner on the punt and kickoff teams. He needed a water break, and he needed it now.

The problem, Harris realized, was that this was a really bad time. Dike was about to field a third-quarter kickoff with Waukesha North trailing by two touchdowns, and the team required a big play. Harris informed Dike, half-jokingly, that if he simply scored a touchdown he could rest. After all, Dike was not on the field goal or extra-point units — the only phases of the game where he didn’t contribute.

Dike caught the kick and ran straight ahead behind his blockers. He bounced off a would-be tackler at the 27-yard line and slipped through a small crease. Then came magic. He eluded two separate shoe-string tackle attempts from behind at the 33 and the 38 and outran three more defenders down the left sideline, pulling away as he hit full speed. His 92-yard kick return for a touchdown trimmed the deficit to 28-20. Dike earned his water break.

“It’s ridiculous the amount of output he had in games considering he really never came off the field except for on field goals and extra points, and that’s it,” Harris said. “But he didn’t ever want to come off. He always wanted to make plays. You don’t do it with everyone, especially in our conference. There’s not many players who can pull that off, and he did. And he did it for one reason, and that was to help his team win. That’s all he cared about.”

Chimere Dike (pronounced Chim-Ray Dee-Kay) possesses a skill set that makes him one of the best wide receivers to come out of the Wisconsin prep ranks in the past decade. That’s why the Badgers extended a rare in-state scholarship offer to someone at that position. Dike, who grew up dreaming of playing for Wisconsin, took less than a week to commit.

He signed as a member of Wisconsin’s 2020 recruiting class in December and arrived this week as an early enrollee ready to begin classes, winter workouts and prepare for spring practice to give himself the best chance to contribute right away. Dike became the first in-state scholarship wide receiver to sign with Wisconsin in seven years, since Jazz Peavy in 2013.

Dike, listed at 6-foot and 175 pounds on Wisconsin’s signing day roster, consistently showed he was a versatile threat. He caught 59 passes for 962 yards and six touchdowns as a senior. He also carried the ball 43 times for 318 yards with six more scores. Dike recorded 93 total tackles, two forced fumbles and two interceptions and added two kick returns for touchdowns.

He was a two-time all-state selection at wide receiver and earned first-team all-state as a senior on offense, with honorable mention all-state honors on defense from the Wisconsin Football Coaches Association. Dike also collected the Al Toon Award as the state’s top senior wide receiver.

Harris can supply a steady stream of Dike’s most impressive highlight-reel plays. One of Harris’ first encounters seeing Dike’s competitiveness and talent shine through came in his second varsity game as a freshman against Whitnall. Waukesha North had dialed up a pass designed to beat one safety over the top on a play that nearly always went for a touchdown in practice. Harris wanted to pull Dike from the game and have a more experienced receiver run the play.

“Chimere looked me in the eyes and said, ‘Do not do this. I will score,’” Harris recalled. “And I just laughed. I couldn’t believe he thought to tell me that in the game. So I just looked at him and I was like, ‘Man, I actually believe him.’ So I put him in and I let him run it. We threw the seam to him and he caught it and he ran so fast, even though those kids were probably faster than him at that age. But he knew he was not going to come back to the sideline without scoring. Sure enough, he scored and came up to me after and said, ‘I told you.’”

During Dike’s all-state junior season, he caught 79 passes for 1,091 yards and 12 touchdowns, none more jaw-dropping than in a Week 5 game against Oconomowoc. Dike hauled in a screen on the right side of the field at the 20-yard line with a defender directly next to him. He shook the defender while trying to cut across the field, only to meet two more defenders. Dike cut upfield and dropped both players. Another defender reached him at the 15 but missed the wraparound tackle at his waist. Dike ran up the right sideline and beat the rest of the defense to the end zone. Waukesha North escaped with a 35-34 victory.

Harris singled out one more play from Dike’s senior season against Waukesha West in which he was used at running back near the goal line. Dike fielded a handoff and was met by a defender, who bent low to tackle Dike at the 3-yard line. Dike used his left arm to push himself upright, spun off four more potential tacklers and crossed the goal line for a touchdown run. The sequence highlighted his intelligence, athleticism, balance and strength. That play, as well as Dike’s kickoff return for a touchdown against Muskego and a long touchdown catch, were featured on his video highlight package that Wisconsin compiled on signing day.

"For us on our level, especially in high school, there's nothing he can't do," Harris said. "He had incredible hands. His route running abilities were as good as anyone I've ever seen, and I've had a couple other D-I wide receivers. He just was the whole package."

Dike was a four-sport athlete for the first two years of his high school career. He played football in the fall, basketball in the winter, track in the spring and baseball in the summer. When the Wisconsin Interscholastic Athletic Association moved baseball to the spring, he dropped the sport in order to focus on track, where he starred. Dike said his personal best in the 100-meter dash is 10.85 seconds.

His dedication to multiple sports and ability to excel in all of them caught the eye of Wisconsin special teams coach Chris Haering, the football program's in-state recruiter, as well as offensive coordinator Joe Rudolph.

"I'll be honest, everything stood out about Chim," Rudolph said. "I went there with Coach Haering. He loved him. He said, 'I want you to come see this guy. I'm pumped about him.' Man, by the time I walked out of the school hearing everyone talk about him, watching film, going through things, I'm like, 'Shit, I love him too, man.'

"Here's a kid with all-conference (honors) in four different sports. I'm like, 'I don't know if there's anything he can't do.' So I'm excited. He'll be in at the mid-year. I think that'll give him a great opportunity to impact this place. But whenever he does make the impact, he surely will. I'm really excited about him and his future here."

Dike was the only signee in the 2020 class listed by Wisconsin as an athlete rather than having a defined position, although Rudolph said he anticipated Dike beginning his career at wide receiver. Harris said Dike's skills translated all over the field, including at safety, cornerback and running back but that he would do whatever the team asked of him.

Dike finally beginning his Wisconsin career is the culmination of a childhood dream. Dike's mom, Mary, said she and her husband, Uche, both attended Wisconsin, as did Mary's father. Uche recalled that the family visited campus when Chimere was 12 because his older sister was touring colleges. They attended a track meet at the Shell, a recreational sports complex located next to Camp Randall Stadium. As they walked in the shadows of the football stadium, Chimere turned to Uche and said: "I'm going to play football here someday, dad."

"Wisconsin is basically in our blood," Mary said.

Dike said he and his friends used to play backyard football and fight over which person could pretend to be tight end Lance Kendricks and wide receiver Nick Toon, both of whom played for Wisconsin. Dike insisted on being Toon.

"I always had aspirations of being a Badger," Dike said. "When I started going through the recruiting process, I really wanted to pick the school that was best for my future. But as I got around the program and was around the coaches and players, I could really see that Wisconsin was a fit. And every time I would go back, I would feel most at home there. I wanted to take a little bit of time to think about it. But every single time I thought about it, I would just come back to the same decision."

Dike's first scholarship offer came from Iowa State in January 2019. Wisconsin followed with an offer the next week while Dike visited campus for junior day and took in a Badgers basketball game against Michigan. He committed five days later on Jan. 24 and then immediately shut down his recruitment, even as other Big Ten programs inquired about his availability.

"There were all these recruiters that were still coming to the high school," Uche said. "He pretty much came home after two or three days after the offer from Wisconsin and said, 'Dad, I am not going to play for other schools over Wisconsin. So what's the point of waiting?' He didn't see any value in waiting to get offers. He was not really interested."

Added Mary: "When they offered, it was a no-brainer. He felt like he had to hold out and wait. But the more the days went by, it was actually more stressful for him to not tell them. It was an easy decision for him."

Uche had spoken with Wisconsin head coach Paul Chryst during the recruiting process and came away impressed with his straightforward approach. Chryst didn't make any promises about playing time and said Dike was free to visit other schools if he wanted. But Chryst made it clear that coaches thought Dike would be an excellent fit for the program and that they could help him develop on and off the field.

Wisconsin's wide receiver pecking order is in flux a bit this offseason with the departure of No. 1 receiver Quintez Cephus, who declared for the NFL draft, as well as A.J. Taylor using up his eligibility and Aron Cruickshank entering the transfer portal. Danny Davis and Kendric Pryor figure to step into more prominent roles within the offense. But if a playmaker emerges elsewhere, even as a true freshman, he could potentially work his way into the rotation. Harris said Dike's skillset reminds him of what Cephus provided for Wisconsin's offense.

Wisconsin returns seniors Jack Dunn and Adam Krumholz, who combined for seven catches for 61 yards with one touchdown. None of the other receivers on the roster have been regular contributors, and only Taj Mustapha has a catch from that group. Dike enrolling early could give him the head start he needs to make inroads toward playing time. His ability as a returner is intriguing as well, particularly considering Cruickshank, the Badgers' No. 1 kick returner last season, is gone.

“I think my goal is to impact the team in any way I can,” Dike said. “Whether that’s starting or being a practice player, whatever I’m going to be, I’m just going to try to get better every single day and hopefully impact the team in a positive way.”

Dike said his two biggest strengths entering college were his ability to run clean, crisp routes, as well as to make plays once he had the ball in his hands. He praised Badgers wide receivers coach Ted Gilmore for his ability to develop players mentally and physically. Harris said Dike mapped out his high school curriculum so he could graduate early and enroll in college. He told Harris he had nothing more to prove in high school and couldn’t wait to get a head start at the next level.

Dike isn’t the only one excited about what he can offer Wisconsin.

“He’s been getting double- or triple-teamed on every single play the past two years,” Harris said. “We’re a smaller school in our conference, and teams can afford to put two or three guys on him because they can make up for it in other spots against us. For him to do the things that he did and basically change every team’s defense when we played them to focus entirely around one player, a wide receiver, nonetheless, I can’t wait to watch somebody try to cover him 1-on-1.”

# # #

‘YOU CAN’T TEACH THAT SIZE’: ALI GAYE’S JOURNEY FROM THE GAMBIA TO LSU STARTER

BY BRODY MILLER
THE ATHLETIC
SEPTEMBER 22, 2020

BATON ROUGE, La. — When Ali Gaye came to visit Baton Rouge, Bill Busch ensured it was different from most college visits. Because Gaye is a little different than most players he recruits.

Gaye is a Muslim. A devout one. He’s a 6-foot-6 defensive lineman born in The Gambia in West Africa who moved to the Seattle area when he was 12. He was a soccer player. His first language is Wolof. His parents’ first languages are two different dialects. Gaye himself speaks three fluently and knows a good amount of five or six.

Busch did his research. The LSU safeties coach is known for recruiting the details. He often starts his texting campaign to recruits at 5:30 a.m. And with this visit, he was going to make Gaye and his parents, Omar Gaye and Afsatou Jallow, feel comfortable.

“We did a lot of things with how his Muslim religion fit in here in Louisiana,” Busch told The Athletic in December.

Busch planned what meals they’d eat. They introduced the family to former Gambian LSU athletes to explain their experiences. One they discovered was from Afsatou’s neighboring town. He had LSU Muslim outreach groups meet with them. He even made sure Gaye’s high school coach — John Gradwohl, who Gaye at one point lived with — got a waiver to come on the visit.

So by the final day of the trip, after LSU made Gaye and his parents feel comfortable he could continue following his faith, Gradwohl asked Gaye what he thought. It was the first of five scheduled college visits. “This is where I want to be,” Gaye decided. He committed to LSU by the end of the weekend.

Fourteen months later, less than a week before LSU’s season opener against Mississippi State, Gaye called Gradwohl with some surprising news. Ed Orgeron named him LSU’s starting left defensive end.

“I was just so happy because I knew the winding road he took to get there,” Gradwohl said. “And if anybody appreciates it, I tell you, he sure does.”

Let’s go back, though. Back to the eighth-grader moving to Washington from The Gambia. There were problems there, and Omar and Afsatou wanted their children growing up in a better education system (All three of their children are now either in college or have earned their degree).

Gaye was sharp, but he had understandable issues that went with jumping into a school where they speak a language that isn’t your natural one. Plus, the education system in The Gambia left him behind. And it was somewhere around this time a junior high football coach spotted Gaye walking around — you couldn’t miss him — and told him he ought to go out for the football team. With Gaye’s affable personality, he just said, “Sounds like fun. I’ll try it.”

Soon he joined Gradwohl at Edmonds-Woodway High. He was raw, but he was also huge and athletic and became a three-time all-conference standout with an offer from the University of Washington.

But during his high school career, his parents’ home was severely damaged. There was a fire, a small one, but the water from the sprinklers caused a great deal of harm. Gaye, his cousin and his sister, Ida, moved in with the Gradwohls. There, the Gradwohls were able to help him a great deal academically. Ida and their cousin eventually moved out, but Gaye stayed. He was developing so much there.

The initial adjustment for the Gradwohls was the increase in Costco runs to feed the large child, but they also became invested in his life. Gradwohl’s wife, Margie, always reminded him when it was time to pray. She helped him with school. They call him their nephew, making sure never to say son because Gaye has two great parents.

Fasting was another adjustment. During Ramadan, Muslims must abstain from food or drink from dawn to sunset for the entire month. One of his junior college assistant coaches, Tom Orthmann, would look at his cafeteria plate when he could eat during Ramadan and joke, “Whatever you can eat, eat more of it.”

“I think one of the biggest problems was a lot of these kids wanted to do all these activities, and we had to restrict them,” Gradwohl said. “Because if it’s hot out and they’re trying to do all these exercises, it wasn’t healthy for them.”

Gaye signed to play football for Chris Petersen and Washington in 2017, a dream come true for a local prospect. But his SAT scores weren’t high enough, and he had to take summer classes. Even after that, he wasn’t eligible to play for the Huskies. He was informed of that on a Monday. By Wednesday, Gradwohl took him on a visit to check out Arizona Western Community College, a junior college that’s developed many professional athletes.

He enrolled by the spring semester and got right to work under coach Tom Minnick. That fall, he showed his potential despite not showing much on the stat sheet.

“He was a little bit raw on film,” Minnick said. “He was raw as a freshman, and he got better and better and better. You knew he was going to get better … You can’t teach that size.”

Then, the Arizona Western football program was shut down in December 2018. So Gaye followed Minnick and his staff to Garden City Community College in Kansas. Once again, he developed a close relationship with a coach's wife, this time Minnick's — who ran study halls — helping Gaye with his academics.

Busch made a trip out to Kansas that spring, and he was all in on Gaye right away. He only had eight career tackles, but Busch could see the talent. Mix that with his character, and LSU offered him a scholarship soon thereafter.

Gaye began to put it all together in 2019 at Garden City. He compiled 44 tackles, one sack and 7.5 tackles for loss. Even if the stats weren't impressive, the growth was evident.

"He was dedicated," Minnick said. "He's such a great kid. He does everything right. He works his butt off. That's what you get from a lot of international kids. Those kids work their butts off. We always used to tease him that he hasn't been Americanized yet."

Gaye eventually came to LSU as an afterthought in a loaded 2020 class. It wouldn't be an exaggeration to say he was the least-discussed player coming in. But he enrolled early in January. He got to work. He developed his body. He began earning the trust of the coaching staff.

Still, Gaye was by no means a projected starter this summer. He was often the sixth or seventh name Orgeron mentioned at defensive end. Even just two weeks ago Orgeron implied Gaye was just a rotation guy. Few expected the news that came Monday.

The hardly discussed new guy who didn't even focus on football until midway through high school is now LSU's starting left end. He'll split reps with Travez Moore, but Gaye is the one who knows his assignments and who the staff can trust.

"I like his range," Orgeron said Monday. "He's 6-foot-6. He's smart. Works hard every day. Very humble young man, wants to learn, physical at the point of attack. A very good pass rusher. He's tall; he's got a lot of batted balls. He had a batted ball for an interception I think the third play of the scrimmage last Friday. Great young man."

We have no clue how ready Gaye is to be an SEC starter. We don't know how polished he is or if his 262-pound frame is strong enough. He got the job at the last second, and he still has plenty to prove.

But he's here. He came over from The Gambia. He caught up in school despite obvious limitations. He adapted to a football world that rarely sees Muslim players. He went from an afterthought to a starter for the defending national champions. It's a journey to stop and appreciate.

"A kid like that," Orthmann said, "that is that good a kid, that always tries to do his best, that always tries to do the right thing, is an easy kid to encourage. He never got down. He felt like if he continued to work hard the opportunities would come.

"That proved to be the case."

# # #

ROAD LESS TRAVELED LEADS FORMER E W FOOTBALL STAR TO LSU

BY ZAC HERETH
HEARALDNET.COM
JUNE 18, 2019

The road less traveled is a familiar path for former Edmonds-Woodway High School football standout Ali Gaye.

The 6-foot-6, 270-pound defensive end came to the United States from Gambia as a 12-year-old and although he didn't start playing football until the eighth grade, he developed into a major-college prospect.

By his senior year, he was a three-star recruit with scholarship offers from several Pac-12 schools. Gaye signed a national letter of intent with the University of Washington after his senior season and planned to grayshirt — which allows a signee to enroll during the second term of the following school year.

Gaye never ended up being a Husky. He said his SAT scores weren't high enough to enroll at UW. The three-time All-Wesco 3A/2A South selection was tasked with finding a different avenue for his college football career. He ended up going the junior-college route, enrolling at Arizona Western College in 2018.

A year later — and now at Garden City Community College in Kansas after Arizona Western dropped its football program — Gaye has earned himself another chance at his dream, this time with perennial Southeastern Conference power LSU.

Gaye made a verbal commitment to the school last week via Twitter, and hopes to suit up for the Tigers beginning with the 2020 season.

"I've always been interested in playing in the SEC, especially at a school like LSU," Gaye said in a phone interview. "It's a place I can see myself being successful on the field, (in) the classroom and just as a person."

Gaye was a soccer player when he moved to the United States from Gambia. He said he stood just 5-foot-5 when he was 12 and had more of a soccer player's body. Turning out for the football team in eighth grade was an "experiment" with the sport.

The following year is when Gaye started to grow. He said he shot up about 5 inches and put on around 50 pounds his freshman year, eventually measuring in at 6-3, 225 pounds.

"I didn't really get into (football) until freshman year going into sophomore year," Gaye said. "That's when I really got serious with it, and that's when I really got bigger and started to look more like a football (player)."

He also played basketball and wrestled in middle school, which he credited along with soccer for helping develop his footwork and agility.

"You got a kid that's 6-6 while weighing 265, 270 who moves like a basketball player," said John Gradwohl, Gaye's football coach at Edmonds-Woodway. "Not a lot of those guys move that well. He's competitive, he loves to learn, he's coachable, he's got all those qualities."

While Gaye was on the football team, he developed a close relationship with the longtime Warriors coach.

"He's been able to walk through (the recruiting process) with me, just give me advice and just mentoring me through my journey," Gaye said. "I'd say he's been kind of like a second father figure who really just cares for me — him and his family."

Said Gradwohl of Gaye: "He's just a warm-hearted, nice young man."

As Gaye developed into a major-college football recruit, he still was adjusting to school in the United States.

"In high school, my grades weren't all that well because the learning here is really different than the learning back home," he said. "Everything here is a whole other level."

Gaye said he's doing better than ever academically since entering junior college, and he's "keeping his head down" while working toward his goals.

"I feel like my parents really set me up in the right direction bringing me here to this country and there's a lot of opportunities for me," he said. "I just gotta go get it, so that's what I'm trying to do right now."

But junior-college football presents its own challenges.

"Juco is not for everybody. A lot of guys quit it. Sometimes people go through it and be successful," Gaye said. "I'm blessed enough to be able to have the opportunities that I have and have the people that have supported me through it, especially my coaches and my mentors, my parents and friends. Without them, there's no way I could've gone through it."

After Gaye's freshman year at Arizona Western, it was announced the program would come to an end. Luckily for Gaye, his head coach at Arizona Western, Tom Minnick, took over at Garden City and asked him to come along.

"He knows the type of dude I am and the type of player I could turn into. So he asked me to go with him and I did," Gaye said. "I believe in him and I believe in what he's doing. He's had a lot of success in bringing players to the next level. I'm really thankful to have him."

Gaye has one season of junior-college football remaining and won't be able to make his commitment official until the early signing period for junior-college transfers opens Dec. 18. He also has offers from Iowa State, Kansas

State, Minnesota, Nebraska, Oklahoma and Mississippi State, according to recruiting website 247sports.com.

And while the path for the Gambia native has been the one far less traveled when compared to the routes taken by his future teammates, it ultimately led to the same destination.

“With the opportunities I’ve been given, I never thought I’d be in the position I’m in — coming from a third-world country and being a stranger in this country and just now adjusting,” Gaye said. “I’m just a person trying to make it out and be somebody the kids — anybody like me — can just look at me and just know that there’s always a way. No matter how little you are or how big you are, there’s always an opportunity out there for anybody that wants to accomplish something.”

# # #

TITANS LB CEDRIC GRAY MOTIVATED, AND READY TO COMPETE FOR STARTING JOB IN YEAR 2

BY JIM WYATT
TENNESSEETITANS.COM
JUNE 5, 2025

NASHVILLE – Patience.

When Titans linebacker Cedric Gray reflected on his rookie season, it didn't take him long to come up with an answer for what he learned most.

"The biggest thing that I learned, honestly, has nothing to do with football," Gray said. "I think the biggest thing I learned last year was patience. For me, personally, coming in I had these high expectations, and this, that and a third. And really, I think calming down and learning how to be patient and learning the game more, growing, it is something I learned last year."

A fourth-round pick of the Titans in the 2024 NFL Draft, Gray was sidelined during the first half of the season with a shoulder injury that resulted in him being placed on Injured Reserve.

Gray eventually got healthy, but he still had to wait to get playing time, and snaps.

Gray admitted the waiting wasn't easy.

"It was definitely hard on me," he said. "I've never really had a serious injury before in my life, so that was kind of hard for me miss 10 games. That was definitely a challenge for me. But I think I tried to manage it, and got through it pretty well. I tried to keep high spirits during that time, and keep learning and growing, so when I got back I could take advantage."

Gray ended up playing in seven games in 2024, and he finished the year with 14 tackles on defense, and eight more on special teams. He had an especially productive game at Indianapolis on December 22, when he tallied 11 tackles, and four more on special teams.

Heading into the 2025 season, Gray has his sights set on a starting inside linebacker spot alongside newcomer Cody Barton, who has made a nice early impact on a group that also includes James Williams, Otis Reese, and others.

"Cody has really stepped up as a leader," Gray said. "He is a very smart player. He helps me out a lot, helps James out, helps all of us. And I think we are all continuing to grow, myself, James, Otis and others. Just stepping into more of a leadership role as well."

The 6-foot-2, 234-pound Gray is ready to make a difference himself.

He feels like he's improved in the classroom, and with his speed and strength. He focused on being more flexible this offseason, working on his hips and bending, so he can stay low at all times on the field.

He's motivated, and ready to compete.

"I am definitely highly motivated this year," said Gray, a two-time All-ACC performer at North Carolina who racked up 369 tackles, 30 stops for a loss, 8.5 sacks and five interceptions during a very productive college career. "I feel like I missed out on the opportunity of preseason and training camp (last year) because I got hurt early on in camp, so I am looking forward to that part, because that's where I think I can really grow my game in that area of time.

"I just think I have to keep doing what I am doing, being a smart football player, showing the coaches that I understand what is going on out there, that I can make the adjustments and can make the reads and continue to hone in on my technique, and just be myself.

"I feel like I have the ability and all that stuff, I just have to keep growing, just keep trending upward and I think I'll be fine."

# # #

HOW TENNESSEE TITANS PICK CEDRIC GRAY SAW HIS MOM'S ADVICE PAY OFF IN 2024 NFL DRAFT

BY NICK SUSS
NASHVILLE TENNESSEAN
APRIL 27, 2024

Cedric Gray's mother Esther has officially been proven right.

The Tennessee Titans drafted Gray, a linebacker out of North Carolina, early in the fourth round of the 2024 NFL Draft. A two-time All-ACC player who ended his college career with three-straight 100-plus tackle seasons, Gray said he turned down opportunities to transfer in high school and college to stay where he felt most comfortable, bearing in mind what his mother likes to tell him.

"Something my mom always told me was ‘Don’t rush your blessing,’" Gray said. "This blessing, it came today."

Gray prides himself on being a "sideline-to-sideline" linebacker, someone who plays a complete game with an emphasis on athleticism who's just as comfortable filling in against the run as he is rushing the passer or dropping in coverage. He looks up to star NFL inside linebackers like Zaire Franklin and Fred Warner. He was North Carolina's defensive play caller for two seasons in college and thinks he'll be able to take over that skill with the Titans as well.

He admits his knowledge for the game developed later in his career. When he was in high school, he was a "see ball, hit ball" player. It wasn't until the summer before his sophomore year of college when his understanding broadened. And from there, he quickly emerged as one of the best linebackers in the ACC.

Despite this success, and the Titans' need for an inside linebacker, Gray says the Titans never met with him in the pre-draft process and he didn't have that big of a sense that the Titans would be picking him Saturday.

The Titans had the confidence to pick him anyway, slotting him into a linebacker room that also includes Kenneth Murray II, Otis Reese and Jack Gibbens.

This is the type of player Gray says Titans fans should expect in him.

"A guy who gets to the ball a lot. A guy who can cover a lot," Gray says. "Linebackers today in the NFL need to have the athletic ability, the athleticism to be able to match up with running backs, tight ends and receivers and be able to make plays."

# # #

CHARLOTTE'S CEDRIC GRAY GAVE UP CATCHING TDS AT UNC. IN EXCHANGE, HE GOT A CHANCE AT THE NFL

BY ALEX ZIETLOW
CHARLOTTE OBSERVER
APRIL 16, 2024

Ask Cedric Gray about his football-playing life before he arrived at UNC, where he eventually became a standout four-year linebacker as the Tar Heels surged into a new era of success, and you learn something pretty quick: All along, he thought he'd be a receiver. He made that known to everyone. "Oh yes!" said Cedric's mother, Esther, when asked about her son's wide receiver dreams. She laughed. "I mean, a receiver is all the pride and joy. You get to have all the fun and score touchdowns."

Four years ago, Cedric Gray exchanged touchdown catches for interceptions. Yards for tackles. Playing with Drake Maye in youth 7-on-7 camps to practicing against him in college. When he arrived on the Chapel Hill campus from Ardrey Kell High School in Charlotte, he even exchanged his No. 11 jersey number he wore throughout his life — his favorite player was the remarkable Julio Jones — for No. 33. As a result, he's now a few days away from the NFL.

Gray, the 6-foot-2, 234-pound linebacker, will be one of the handful of prospects from the Carolinas to hear his name called at some point during the 2024 NFL Draft, which will be hosted in Detroit from April 25-27. Gray's draft profile states that he'll contribute most as a weak-side linebacker at the next level, that he has the athleticism and traits to handle man coverage and that he can be a disruptive defender when "playing proactively and taking aggressive, downhill shots" through gaps. He's projected to be a third-round pick — a result of his prolific career at UNC and the agility and speed (4.64 40-yard dash) he showcased at the NFL Scouting Combine in February. And when he does hear his name called, he'll be proud to call Charlotte home, he said.

"I'm very proud to come out of Charlotte," Gray said at his Pro Day in March. "We have a lot of talented guys to come out of Charlotte. Definitely the best football that's being played in North Carolina at the high school level. So just glad to be a part of that group, glad to represent my city well, and to be the next Charlotte guy to come out and put on."

Gray, 21, was born in Fort Washington, Maryland, about 20 miles south of Washington, D.C. He's the youngest of three brothers, Devon (nine years older) and Michael (six years older), and has played football and basketball all his life. He's remained competitive and singularly focused throughout. A few flashpoints that give you a picture of who Cedric Gray is: There was the time when he was 8 years old, when he scored the game-winning touchdown in a youth championship game on a fourth-and-goal from the 1-yard line, a result of a play that his coaches spelled out simply for their team: Get Cedric the ball. (Cedric's mother still has a photo of that day, with Cedric holding up a trophy larger than him and smiling ear to ear.)

At 11, Gray moved from Fort Washington to Charlotte and used football to find his friends, find his community. Throughout high school, with all the pressures to transfer to another football program, he stayed at Ardrey Kell.

At 19, in the third game of his sophomore season, he started his first game at linebacker for the Tar Heels and "it was on" from there, posting 99 tackles and 2.5 sacks and two interceptions that sophomore year — one INT was the game-sealer against Miami in a 45-42 shootout that marked Gray's arrival. And simply throughout college, he was consistent — as a player on the field, yes, but also as a presence; not resentful because he only played special teams as a freshman; not tempted to leave by any other opportunities out there; not motivated to do anything but lead the team he's on.

Gray finished his senior season with 121 tackles, five sacks, two forced fumbles and a fumble recovery en route to a First-Team All-ACC nod, a Butkus Award Semifinalist nomination and a second-team All-American accolade. He hopes to showcase all this at the next level. "This is something I've dreamed of since I was a child," Gray said, reflecting on his move from Maryland to Charlotte, his transition from wide receiver to linebacker, his switch from college standout to an NFL prospect with everything to prove. "So if this is what it takes, this is what it takes."

# # #

MARCUS HARRIS NFL DRAFT INTERVIEW: COMPETITIVE PLAYER

BY JUSTIN MELO
THE DRAFT NETWORK
APRIL 20, 2025

Cal cornerback Marcus Harris played his best football in 2024 after transferring to the program from Idaho. The Golden Bears standout showcased an improved ability to disrupt the catch point by recording seven pass breakups and two interceptions. Harris also recorded 46 tackles, making plays around the line of scrimmage.

Harris recently spoke exclusively with The Draft Network. Harris discussed entering the portal and going from Idaho to Cal, playing man and zone coverage, making plays around the football, and more.

JM: I thought you played your best football at Cal this past season after transferring to the program from Idaho. You had seven pass breakups and two interceptions. What changed for you in 2024?

Marcus Harris: I was able to step up and showcase more confidence in my game. I had a nice career at Idaho, spending three-and-a-half years there. I came to Cal and improved even more in 2024.

JM: You made plays at the catch point. What do you think led to that increased production?

Marcus Harris: My philosophy as a defensive back is to make plays on the ball. There's usually five secondary defenders on the field on any given play. Going out there and disrupting the catch point is our job. We have to be around the football to make the plays that come to us.

JM: Talk to me about your ability to play man and zone coverage. You showed that ability at Cal.

Marcus Harris: I feel like I'm a pretty versatile cornerback. I've played in like three different schemes. Applying those tools and the knowledge I learned in different systems, I can play man and zone coverage as necessary.

I applied those tips to the scheme at Cal and it made me more versatile. It allowed me to utilize my entire skill set in the secondary.

JM: Do you have a preference between man and zone?

Marcus Harris: I don't have a preference. Like I said, I've played in systems that were both man and zone heavy. I'm very comfortable with both schemes.

JM: I'll put you in a scenario then. Say it's 3rd-and-long with the game on the line. It's an obvious passing down. Would you rather be manned up or playing zone with a chance to make a play on the ball near the sticks?

Marcus Harris: That's a tough question. I'm a big game plan guy. I guess it depends on what our game plan was leading up to the game. If we're sending pressure, we can definitely play man coverage. If we know the quarterback likes certain things, we can go zone coverage and take it away and see how he reacts, making him panic.

Either way, we're getting a stop.

JM: I love the commitment to the game plan. You also had 46 tackles this past season. You made plays behind the line of scrimmage in the run game.

Marcus Harris: I'd credit my willingness to be aggressive and make plays behind the line of scrimmage in the run game. I didn't second-guess those plays. Instead of making a tackle after a one-yard gain, I tried to kill those plays at the line of scrimmage. I wanted to help my defense out.

JM: You recently put forth an outstanding performance at Pro Day. I believe you ran a 4.38. Wow, what a huge showcase that was for you.

Marcus Harris: I was pleased with the performance, but I do think I could have possibly ran even faster. I was pleased with that time. It was 4.38.

JM: Have you met with many NFL teams throughout this process?

Marcus Harris: I've met with a bunch of teams on Zoom. I've had great meetings with a number of organizations. I've been blessed with those opportunities. I'm going to keep the team list private at this time. I met with teams locally to Cal, from East to West, North to South.

JM: We've appreciated your time today. What kind of impact is Marcus Harris going to make at the next level?

Marcus Harris: You're going to get a competitive player. I'm going to showcase my skill set every chance I get. I'm a dog who is ready to compete.

# # #

HEADING INTO YEAR 14, VETERAN PUNTER JOHNNY HEKKER STILL HAVING FUN, AND READY FOR MORE

BY JIM WYATT
TENNESSEETITANS.COM
JUNE 26, 2025

NASHVILLE – Johnny Hekker signed with the St. Louis Rams as a rookie free agent way back on May 8, 2012.

Over 13 years later, the veteran punter is headed into his 14th NFL season, now with the Titans.

In his career, Hekker has punted the ball for 45,052 yards – or 25.6 miles – in 212 games.

And, he's still going strong.

How has he done it?

"I'd say every day is a gift from the Lord," Hekker said with a smile. "I'm not going to shy away from the fact that I wouldn't be here if it weren't for my loving wife, and God directing people into my life to be a positive influence on me and showing me the way to be a pro, to take care of my body, be humble and serve every opportunity that you get.

"So, how you have a long career is taking every day like you don't get another one. So, I'm just having fun, and trying to make an impact however I can. And, trying to be a use to this organization in every imaginable way."

The Titans signed the 6-foot-5, 225-pound Hekker earlier this offseason.

The Oregon State product spent 10 seasons with the Rams, in St. Louis and Los Angeles, before spending three years with the Carolina Panthers from 2022-24.

He's known for his net punt skills, and his ability to pin opponents deep in their own territory. And, for his engaging personality.

Hekker has punted the ball 963 times in his career for a 46.8 gross average, with 378 punts placed inside the 20-yard line, and a 42.9 career net punting average.

Hekker was named to the NFL's 2010's All-Decade Team and he's been an All-Pro first teamer on four occasions (2013, 2015, 2016, 2017), and a second-team All-Pro on two occasions (2018, 2014), in addition to being named a four-time Pro Bowler (2017, 2016, 2015, 2013).

Hekker said he was excited about the chance to join the Titans, in part because the team's new special teams coordinator, John Fassel, is one of the guys that God put in his life to help him. The two are now reunited, after spending time together with the Rams.

"It was an opportunity to come and be somewhere where my contributions will hopefully help a team turn the page into a bright future," Hekker said. "And being reunited with Bones (Fassel) had a huge part to do with it, too, the impact he's had on my career, from my time with him, and him coaching against me. Even then I could still pick his brain and still be a friend. We've always had a great relationship.

"So, the door being open to join him again was a dream come true. I'm just thankful to be on a team that's hungry to improve and turn the tides here. Excited about the future of the program. I'm excited to be a Titan."

Hekker first started punting at Bothell High School in Washington, and he was the starting quarterback of a team that advanced to the state championship during his senior year.

Looking back, Hekker said the reason he began punting was as simple as this: "My coach trusted me back there to catch the snap and get (the ball) off."

Hekker began training more seriously headed into his freshman year of college at Oregon State.

"And I never looked back," he said. "I realized it was a great gig."

Hekker has made the most of it, ranking among the league's best in net yards over his career.

Hekker played in every game for Los Angeles (161) from 2012-21, making 727 punts for a net average of 42.87 with a long of 78 yards and 300 punts inside the 20. In 2016, he set NFL record with 53 punts inside the 20 with just one touchback and had a league-best 4,508 net yards for 46.0 net average, breaking the NFL single-season record for net punt yards. In 2021, Hekker helped the Rams win Super Bowl LVI as he punted six times for 261 yards in the title game.

In the last three seasons with the Panthers, he averaged 45.7 yards on 73 punts in 2024, with a 41.5-yard net.

Hekker has also been used for some special teams trickery during his career, as he's completed 15-of-26 passes for 193 yards with a touchdown and interception in his career, with 12 of the completions going for first downs. His career passer rating is 77.9.

"It's a ton of fun," Hekker said of being used on trick plays. "I wish I could have completed every one of them, but it's a ton of fun to go out there and be a part of the game plan, and knowing, aside from just punting, you could have an opportunity to extend offensive drives and get the juice going for the guys."

Hekker aims to keep doing his thing in Tennessee, where he'll show off his all-around skills.

Mostly by punting.

"To punt in today's NFL, you have to be well-rounded in a lot of different areas," Hekker said. "I pride myself in being great directionally, I really try to hang my hat on that, where we tell our guys where I'm going to punt the ball, and put it over there. Also, having some

kind of misdirection stuff, too, to keep punt returners guessing.

"I've tried to develop those things over the course of my career, and I still try to add things to the bag. And, I'm still having fun doing it."

# # #

JOHNNY HEKKER IS THE MOST INTERESTING PUNTER IN THE WORLD

BY WILLIAM POWELL
STLMAG.COM
NOVEMBER 14, 2014

While I explain the ground rules, Johnny Hekker talks smack. We've lured the St. Louis Rams punter to the city's Tilles Park early on a fall afternoon. The sun hangs high, threatening our freckled skin, but the grass is sleeping in, snuggled beneath a blanket of auburn and scarlet leaves. We're not here to gaze at the foliage, though. We've come to answer one of life's most pressing questions:

Who is more athletic, an NFL punter or a magazine editor?

To settle this score scientifically, we devised a series of competitions, arranged in a best-of-five format. I mention to Hekker that if he wins the first three, the final two won't be necessary. "That's what I'm aiming to do," he says, "wipe the floor with you."

He's come dressed for battle, in a pair of Kevin Durant basketball shoes (a gift from Sam Bradford), Jordan shorts, and a Mob Squad T-shirt. "A group of rams is called a mob," he says. "Most people don't know that."

Not to be outdone, I'm sporting a pair of Mizuno sneakers I've had since high school, LeBron James shorts, and a bright pink T-shirt I got for winning a rec volleyball league.

We begin on the basketball court. I try to strike fear in my opponent's heart by mentioning I played in high school. Because the punter has 6 inches and 80 pounds on me—and because I don't want an angry Rams mob after me, should he roll an ankle—we decide to play Horse, a noncontact shooting contest, instead of one-on-one.

Hekker begins the game with "one of my famous starting shots." He calls for a bank-shot free throw and bounces it in. Going glass from the foul line is universally loathed by basketball purists—so of course a punter would do it. I attempt to match his shot and miss. I've got an H.

"A waterfall begins with one drop," Hekker taunts. He nails a three from the right wing. I fire a brick. H-O. "You're a ho, Bill."

Hekker finally misses, and it's my turn. I go for an eyes-closed free throw, a classic Michael Jordan maneuver. Swish.

"I wasn't even looking to make sure the eyes were closed," Hekker protests.

"I saw it," confirms the photographer who's here to capture the spectacle.

Hekker misses, giving him his first letter. He curses under his breath. For a professional football player, he seems to be taking this seriously, pleading with the ball, cheering his makes, coaching himself in third person.

He misses from half court. ("Dang it!" he yells. "I thought that was going to be a net-ripper right there!") I miss from behind the hoop. ("Yes! Yes! Yes!" he exclaims.) A shot from the baseline sends me to H-O-R, though Hekker misses the opportunity to call me a whore.

I get him to H-O on a shot from the left wing, but he sends me to H-O-R-S on a pull-up three. "I got to put the nail in the coffin," he declares. "This is my signature shot: jump from the free-throw line, between the legs, lay it up."

He uses his long arms to pull off the complicated motion, rolling the ball into the hoop. I surprise both him and myself by getting the ball through my legs and to the rim, but it bounces away.

"I'm not trying to say I stereotyped you," he says, "but when I first met you, I didn't anticipate that being as close of a game as it was."

Hekker leads 1–0.

Many professional athletes understandably loathe media. How would you like 100,000 screaming people watching as you work, booing every time you mess up, then a bunch of reporters crowding around to ask why you choked? You'd probably be terse, too. Players at the other end of the spectrum use media as a bullhorn, bursting into self-aggrandizing rants, promoting their "personal brand."

Hekker's found a sweet spot between extremes. Either in social or traditional media, he's always up to something, but it seems to come from a place of joy, not ego. "I've always considered myself something of a yes man," Hekker says when asked how he ends up on TV so often.

In September, Hekker and linebacker Jo-Lonn Dunbar hosted Ram-Oke, a charity karaoke party to benefit SSM Health Care's Kick Cancer initiative. Hekker's dancing to "Thriller" was so bad, the video made TMZ.com under the headline "St. Louis Rams Punter: The White(er) Michael Jackson."

He has a weekly radio show on 101 ESPN, and last year, he did a regular spot on FOX 2 KTVI-TV called Hang Time with Hekker. In one episode, he attempted to anchor a newscast. In another, what was billed as a gift-wrapping contest turned into a slideshow of embarrassing childhood photos. Here he is in SpongeBob SquarePants boxers; there he is playing with dinosaur toys. In a third segment, he and a reporter raced go-karts. Afterward, a coach mentioned he might not want to do that again.

"I'm not the best guy on TV," he says. "I hocked a loogie during one of the segments. I had a cold. I didn't know we were live yet. It was bad."

He has a longstanding Twitter stunt called #JohnnyHekkerSketchTime.

Followers make suggestions, then Hekker draws them, signs them, and tweets pictures back to the fans. He's also a gamer. Look him up on Xbox One; his tag is WhatTheHekk. He even took a flight with the Blue Angels, after a coach dared him on Twitter. The pilot flipped and rolled. They broke the speed of sound.

"I'm like pasted to my seat," Hekker says. "I almost lost my lunch. It was so much fun."

His most famous off-field stunt, though, was his collaboration with Dude Perfect, a group of friends who turned their trick-shot basketball videos into an online sensation. Appearing in a "Punters are people too" shirt, Hekker kicks a football into a basketball hoop from 40 yards away, then joins the Dude Perfect dudes in going bananas. The YouTube video, titled "NFL Kicking Edition," has more than 10 million views.

In the interview portion of the film, Hekker is asked which three Pokémon characters he'd take into battle. Without hesitating, he responds, "Charizard, Blastoise, and Venusaur—the three main Pokémon styles: grass, fire, and water. I don't think you could be beat with those three." Then he punts a stuffed Pikachu.

Yeah, he's not a typical professional athlete.

I pull out a pair of tennis rackets and a can of balls. Since I lost at basketball, I decide to give myself the upper hand this time, taking the serve, the better racket, and the better side, forcing Hekker to look into the sun.

We decide to play best-of-three games. We both confess to being terrible, which I hope will work to my advantage. "I feel like you're just sandbagging here," Hekker says, "and you're really good at tennis."

It doesn't take long to prove him wrong: I smack two wild serves for a double fault. Hekker dances back and forth while waiting to return, mimicking the motions of a professional. I win three straight points on his errors. "Get it together, John," he chastises himself. He climbs back to deuce, but I win when he hits a shot in the net and shanks another off the fence.

"Idiot!" he yells at himself.

Hekker has the serve for the second game. "1–0. Back's against the wall," he says, focusing. Taking advantage of his superior height and strength, Hekker rips his first serves. When they're in, I have no chance at a return, but he usually misses. His second serves are lolli-pops. "Weakest serve in America coming at you," he says.

We trade points and exultations. "Come on!" he cries.

"Vámonos!" I scream back.

Between points, I accidentally hit a ball back to him when he's not looking.

"Dude, are you trying to kill me?" he exclaims.

"Take that," I shoot back. Sportsmanship is for sissies.

We end up at deuce again. "John, you need to win this," Hekker says. "Eye of the tiger."

He wins the next two points to take the game. Before game three, we play rock-paper-scissors at the net. I pick paper; he goes rock. I take the serve for the decisive final bout. He chooses to switch sides, so I'll have to fight the sun.

Again, I begin with a double fault. The next point, he hits a ball that sticks in a crack on my side of the court. "I'm definitely complaining about that when I write about this," I promise.

Then I battle back to tie the game, 30–30. "I have some graffiti over here that's messing with my concentration," Hekker complains.

On the next point, after exchanging a few shots, I hit a ball into the middle of the court, right at Hekker's feet. He pulls his elbow in next to his body and tries to flick at the ball, with disastrous results.

"Did you get a photo of that?" I ask the photographer.

"The disgrace?" he responds. "Yes."

"It was a terrible, terrible choice of shot," Hekker laments. "I didn't go with normal tennis. I went with spatula."

I win the next point to seal the match.

"You were who I thought you were, and I let you off the hook!" he gripes.

We're tied, 1–1.

Hekker grew up in Bothell, Washington, a Seattle suburb that Hekker describes as "awesome" and that, if a cursory glance at Wikipedia is any indication, is known for a large chicken statue. So it's no surprise that he says life there revolves around high-school sports. Johnny is the youngest of five boys, and as a child he wanted nothing more than to follow in his brothers' footsteps by playing football and basketball for the Bothell High School Cougars.

The family's lives revolved around sports and their church, where Joy Hekker worked and Johnny went to day care. "I was able to build my faith and spend a lot of quality time around quality people and be brought up the right way," Johnny says.

One of his first sports experiences came in a noncompetitive Christian soccer league. They didn't keep score, "but me and my brothers, we couldn't be stopped," he says. One time, when his brothers' team had a few players out sick, Johnny got to play with them. At one point, little Johnny and the biggest kid on the other team went running after a loose ball. "I knocked him over, and I remember I felt so cool after that," he says.

With four older brothers, he was usually the one who ended up on the ground. “I got my lumps and bruises,” he says. “It was mostly necessary tough love.” The boys played football and basketball in the street. He’d rebound for his older brothers. Then, when it was his turn to shoot, they’d leave him to chase his own ball. They taught him respect. He gives them credit for where he’s ended up.

Johnny’s father, Bob, worked at Fircrest School, a residential facility for adults with severe disabilities. (He and Johnny have matching WWJD tattoos.) “It kind of just instilled a bit of gratitude in your heart for how blessed you are,” Johnny says.

In high school, he was the quarterback and punter, but because the team was good, they rarely needed to punt. He led the Cougars to the state final twice. Western Washington University recruited him as a quarterback, and going there would have meant playing with his brother. But whenever Johnny and his father would drive past the University of Washington’s Husky Stadium, Johnny would say, “Dad, I’m going to play there one day.”

“You can do that,” his father would answer. “Let’s make that happen.”

He sent a highlight video to Oregon State University, where the coach had shown some interest. Johnny tacked a couple of punts on the end. The Beavers already had six quarterbacks, but they did need a punter. Their special-teams coach called. Johnny could come as a preferred walk-on. There would be an open competition for the punting job. Whoever won would get a scholarship.

To prepare, he went to Alabama to work with Mike McCabe of One on One Kicking. “He had a lot of work to do,” McCabe says. “He had potential, but he had such great work ethic.”

Because he’s so big, Hekker’s leg was slow. They worked all summer on speed, trying to get more pop into his kicks, having him drive his leg through the ball.

Back at school, Hekker competed with Ryan Allen for the starting job and scholarship. Allen kicked the ball farther, but Hekker earned the job by a hair—maybe because of consistency, maybe because his background as a quarterback would help with fake punts. He’s not sure how he won, but he did.

Allen transferred to Louisiana Tech University and became the best punter in the country. Now, he’s the punter for the New England Patriots. Imagine that: two walk-ons from Oregon State, both in the NFL. “Isn’t that wild?” says McCabe, who trains both of them.

Little coincidences in life make all the difference. If Hekker had lost the starting job to Allen, who knows where he might be now?

“I’m just really happy to see that it worked out well for both of us,” he says.

In planning the competition, I’d considered a Pokémon game, but I wanted to at least have a chance. I settled on Pass the Pigs instead.

As we sit down to play, I tell Hekker, who’s never heard of the game, that the wind might affect the action.

“Really?” he asks.

“No.”

He surveys the rules. “I want to get so many snouters,” he says.

Pass the Pigs is a dice game, but instead of numbered cubes, players roll two rubber pigs. Points are earned on the basis of how the pigs land. A pig on its back, called a razorback, is worth five, as is one that lands on its feet, called a trotter. The rarest of rolls, a leaning jowler, where the pig is balancing on its nose, one foot, and an ear, is worth 15. A double leaning jowler, the holy grail of Pass the Pigs, is worth 60. “That’s pretty special,” Hekker says.

The trick is knowing when to pass the pigs. Each turn, a player can keep rolling as long as he wants. But a pig out, where the pigs land lying on opposite sides, costs a player all of the points he’s accumulated during that turn.

The game is usually played to 100 points, but we decide to do an even 10 rounds. We both pig out on our first rolls. On Hekker’s second turn, he has 15 points, but decides to keep rolling.

“You better not pig out,” I tell him.

He pigs out.

“No! You stupid pigs!” he shouts. “Lesson learned.” In fact, Hekker does not learn. He continues to press his luck—and for the most part, it works. He rolls a double razorback, worth 20. “Fortune favors the bold!” he proclaims.

He builds a small lead, but I keep pace, playing a conservative style, usually stopping with 10 or 15 points. “You coward,” Hekker jokes.

In the ninth round, Hekker rolls another double razorback, giving him an 89–59 lead. “Gosh, I love you guys,” he tells the pigs. I answer with a sider, a snouter, and a double razorback, worth 31, to take a 90–89 advantage. “Damn, that’s big,” he observes.

In the 10th and final round, Hekker scores 10 points, then stops. I need nine to tie, 10 to win. I roll a double razorback.

“I never thought seeing two little pigs on their back would bring me so much sorrow,” Hekker says. “I’m just disgusted.”

Powell leads, 2–1.

For our fourth contest, I suggest playing Pictionary, though we would need to borrow a couple of kids from the playground. Hekker points out how creepy it would be for two adult men to ask children to play Pictionary. We settle on a

drawing contest, with the photographer acting as judge.

Given his Twitter art, Hekker seems to have the upper hand. We decide to do three rounds. The first will be five minutes. He goes to a different table, to prevent me from copying his work. The judge gives us a prompt: “Let’s draw Mike Matheny enjoying his favorite Ted Drewes dessert.”

I start by drawing the manager in his uniform, then outline the custard stand. I put one concrete in Matheny’s hand and have the clerk handing another out the window. Five minutes is a lot of time, so I start adding details: clouds, the sun, a flock of seagulls. I give Matheny a long, low dog that looks more like a Komodo dragon.

Hekker draws Matheny smiling, saying, “Yumm.” The sun wears shades, while a plane overhead pulls a Go Cards banner.

The judge deliberates. He incorrectly picks Hekker. “I’m not feeling this long dog,” he says.

For the second round, we drop the time limit to three minutes and draw a Blues player holding the Stanley Cup. This time, we create similar scenes: a character with skates wearing a blue-note sweater and hoisting the trophy. I add some fruit and a child in the Cup, with the player crying.

“It’s highly unrealistic that a child could fit in there,” Hekker argues.

Again, the judge gives the victory to the punter. Hekker gives himself a standing ovation.

We’re tied, 2–2.

Kickers and punters, you might say, are the ugly ducklings of football. Compared to their mammoth, muscle-bound teammates, they tend to stick out like a gaunt thumb on the sideline. And that’s usually where you find the punter, since of the 140 or so plays in every NFL game, a team’s punter will be on the field for maybe five of them. Unlike a wide receiver, who runs routes, catches balls, and blocks, a punter has one job: punt—and occasionally tackle (but hopefully not).

And punter is the only position where the better the team plays, the less you participate. “I love getting a chance to get out there,” Hekker says, “but I also want to sit on the sideline and have our offense score touchdown after touchdown.”

McCabe says punters’ contributions are underrated. If a team has a good punter and a good kicker, like Hekker and the Rams’ Greg Zuerlein, that’s a third of the game, he says: “If you’ve got 16 games, they’re probably winning you three to four ballgames right there with points and field position.”

About the only time a punter makes Sports-Center, though, is when he shanks a kick or makes an embarrassingly poor attempt at a tackle.

Hekker knows. During a game against Wisconsin in college, he hit the ball off the side of his foot and shot it straight out of bounds for –4 yards. “I’ve never seen the ball punted backward,” the announcer said.

Another time, against Arizona State, Hekker tried to make a diving tackle. When he landed, the guy’s towel was in his hand, and the runner was celebrat-ing in the end zone.

“That’s the kind of stuff you can’t make up,” Hekker says.

But even in this thankless role, he has found ways to shine. During his freshman year, Oregon State traveled to El Paso, Texas, for the Sun Bowl. In the lowest-scoring bowl game in half a century, Oregon State beat Pittsburgh 3–0. Hekker punted 10 times for an average of 45 yards and went home with a trophy as the Special Teams MVP. “That was a great springboard for my career,” he says. Hekker also kicked the school’s all-time second-longest punt, a 74-yarder.

With the Rams, he’s distinguished himself as an excellent punter, but also a dangerous trick-play passer. Twice, he’s used his arm to defeat his hometown Seahawks. During Hekker’s rookie year, in 2012, St. Louis beat Seattle 19–13, after the Rams’ only touchdown came on a fake field goal. Hekker, who was acting as the holder, threw to receiver Danny Amendola in the end zone. “All my friends back home were like, ‘Oh yeah! Oh no!’” he says, laughing.

Two days before we met in the park, he did it again. In the fourth quarter, with the Rams leading the defending Super Bowl champs 28–26, St. Louis faced fourth down from its own 18-yard line, with just under 3 minutes left in the fourth quarter. Giving the ball back to Seattle might have spelled doom. So the Rams faked the punt, with Hekker throwing an 18-yard pass to Benny Cunningham. The game was theirs. Once again, his friends texted him their conflicted feelings.

At press time, Hekker was 4-for-5 for 60 yards and a touchdown in his career. His passer rating of 156.3 is more than 50 points higher than that of Peyton Manning or Tom Brady. (Obviously, the comparison is absurd.)

Hekker’s greatest career achievement came last season, when he set the NFL record for net punting average, with 44.2 yards per kick. Unlike total punt yardage, the net statistic is a team effort, because it takes into account the return. McCabe says the record shows Hekker’s outstanding directional punting and hang time, lofting the ball for 5 seconds and giving his teammates time to sprint down the field.

“The number is really indicative of my teammates more so than myself,” Hekker says. “Leading the best punt team ever to play the game is pretty awesome.”

For the decisive fifth competition, I challenge Hekker to a footrace. He refuses. Instead, he proposes an obstacle course, involving various

playground equipment. A red-bearded writer and a redheaded kicker climbing over walls and swinging across monkey bars? We dub it American Ginger Warrior.

We agree to a time trial, rather than a race, so we won't be stepping on each other. We start at a set of benches, run up a slide, and climb back down a zigzag ladder. Then it's up a rock-climbing wall and across a set of monkey bars. From there, we go up some steps, down a slide, and across the park to another slide. We finish by leaping over two rocking horses and returning to the bench.

We go over the course verbally twice and walk it once. The photographer asks whether we should get one or two runs.

"One—winner take all," we respond in unison.

I go first. Hekker keeps time. I dash up the first slide…then freeze. My mind blanks. I don't know where to go next. I spin around in a circle, confused. "The clock is ticking!" Hekker calls out. "Go!"

Mercifully, he stops the clock for a second and yells "zigzag." I go down the ladder, then trip a bit while climbing the wall. I swing across the monkey bars, and now I'm back on track, picking up speed. I show off my vertical while hopping the horses, then turn on the jets. I finish in 1 minute, 8 seconds.

"Man, I choked," I say.

It's his turn. With his long limbs, he can cover each stage of the course in a couple of strides, practically stepping over the rock wall and taking the monkey bars in one big swing. He shows impressive speed between the slides and launches himself over the horses with ease. He finishes in a cool 56 seconds.

In the eternal battle between punters and journalists, Hekker reigns supreme.

"That was much more tiring than you would think," he says, panting. "How do kids do this all day?"

What means more to him, beating the Seahawks or beating me?

Hekker smiles. "I think beating the Seahawks means more to St. Louis—that game takes the cake.

"But on a personal competitive level?" he adds. "This means quite a bit."

# # #

TITANS ROOKIE TE GUNNAR HELM ASKING QUESTIONS, LEARNING FROM VETERANS, AT START OF HIS NFL CAREER

BY JIM WYATT
TENNESSEETITANS.COM
MAY 19, 2025

NASHVILLE – Gunnar Helm is familiar with Nashville.

Leading up to the NFL Combine, the former University of Texas tight end trained in Nashville at David Lipscomb to get ready for the next level.

Something else he did to prepare himself for the NFL: Pick the brain of veterans.

Now with the Titans, he's still doing it.

"I talked to a lot of NFL vets throughout this process, throughout the combine, post-combine, post-Pro Day about just what to expect," said Helm, who was selected in the fourth round of the NFL Draft by the Titans. "All of them kind of said the same thing: The biggest difference from college to the National Football League is not only the speed, but it's really attention to detail. It's all mental at this level, so just grasping the new playbook and figuring out the concepts. … The chemistry, the timing all of it, just kind of falls back on that mental piece."

During his first few weeks in the NFL, starting with the rookie camp earlier this month, Helm has been spending time early in the day watching film with rookie quarterback Cam Ward and some of the team's other receivers.

He's also been working on the field alongside veteran tight ends Chig Okonkwo and Josh Whyle, along with returning tight ends David Martin-Robinson and Thomas Odukoya. Undrafted free agent Drake Dabney, who played at TCU, is also in the mix.

The Titans are hoping Helm can get up to speed as quickly as possible after finishing his college career on a high note.

At the University of Texas, Helm appeared in 54 games, with 25 starts and he totaled 79 catches for 1,022 yards and nine touchdowns.

After three years of playing behind upperclassmen, Helm (6-5, 241) was a second team All-SEC and a John Mackey Award semifinalist as a senior behind a career-high 60 catches with 786 yards and seven touchdowns.

Helm acknowledged he had to pay his dues in college at Texas, and he's willing to do the same in Tennessee.

"I kind of worked myself into a locker room guy, a culture guy," Helm said. "I like to pride myself in doing things the right way around the facility and off the field. … (Texas assistant) Mike Bimonte used to tell me every day to trust the process, and while it got hard at some points, some guys don't develop overnight and that always kind of lingered in the back of my mind – I had developed through high school, too. I didn't even touch the varsity field until I was a junior, and that's when I made the switch to tight end. So, it is not going to happen right away for everybody, it could be middle school, high school, college or the National Football League."

Helm said he plans to watch the veterans during his early days with the team, taking notes on their study habits, how they treat their bodies, and how they carry themselves on and off the field.

"And, asking a bunch of them for help," Helm said. "Seeing how they did it, asking how they learned it. And obviously, just doing the exact same thing."

Helm said he's ready to play wherever the team needs him, whether it's as a blocker, or as a pass catcher.

He takes pride in both.

"It's however Coach (Brian) Callahan wants to use me," he said. "I've always been super blessed to have great hands. It was like that in high school, and obviously when I got to college. I always had that trust in myself – I've been on the JUGS (machine) quite a bit, been on the JUGS since I've been here."

# # #

TEXAS TIGHT END GUNNAR HELM A STANDOUT WHO STAYED PATIENT AND STAYED PUT IN TRANSFER ERA

BY JIM VERTUNO
ASSOCIATED PRESS
DECEMBER 28, 2024

AUSTIN, Texas (AP) — Scan the rosters of Texas and Arizona State ahead of the Peach Bowl and the usual names pop out.

Texas quarterback Quinn Ewers and Thorpe Award winner Jahdae Barron. Arizona State All-American running back Cam Skattebo.

Another Longhorn who draws a lot of attention from Sun Devils coach Kenny Dillingham is Texas senior tight end Gunnar Helm, who has been catching everything thrown his way and even hurdling over defenders in a breakout season.

Helm's 55 catches for 688 yards are both Texas tight end records as the No. 5-seeded Longhorns head into a New Years Day Peach Bowl matchup against No. 4-seed Arizona State in the College Football Playoff quarterfinals. He also has six touchdowns.

"He's dynamic," Dillingham said. "He's not a tight end that clumsy and catches it and falls. He catches it and extends completions, which is something you never like to see when you're going (against) a tight end ... You don't want them to catch it and run."

Staying patient

In the transfer portal era of college football, Helm is a rare case of relatively unheralded recruit who stayed patient, stayed put and developed in to a first-team all-Southeastern Conference player this season.

"I think somebody this predicted me to have nine receptions this year," Helm after he caught six passes for 77 yards and a touchdown in a 38-24 first-round win over Clemson.

"We've just got a great connection, and (he) just always is open it seems like," Ewers said.

Rated a 3-star recruit out of Edgewood, Colorado, some recruiting analysts had him as the lowest-ranked player in the Texas class that came to campus in coach Steve Sarkisian's first year in 2021. Helm had initially committed to former coach Tom Herman but stuck with Texas through the coaching change and a 5-7 season.

"I didn't really have a choice," Helm said earlier this season.

Also signed in that class was high school All-American Ja'Tavion Sanders, who over the 2022 and 2023 seasons would catch 99 passes and set the school's single season and career pass catching records for tight ends. Helm caught 19 passes those two seasons.

Breaking records

The field finally opened up for Helm when Sanders turned pro after Texas made the playoff last season and was drafted by the Carolina Panthers.

Helm's breakout game came in a 31-12 win at Michigan when he had seven catches for 98 yards and a touchdown. Against Clemson, Helm caught a touchdown pass in the second quarter. He was wide open in the end zone but had to leap high to cradle the ball and still toe-tap his feet in the end zone to stay inbounds.

His size (6-foot-5, 250 pounds), athleticism and versatility as a blocker have Helm projected as an early round draft pick in the NFL.

"We all know the path, his journey, the development that he's had in our program. I'm super proud of him," Texas coach Steve Sarkisian said. "(Ewers) can place balls in certain spots where he knows maybe if Gunnar doesn't catch it, it's probably incomplete ... They've been together for three years now, and I think there's a lot of trust there."

___

# # #

GUNNAR HELM'S BREAKOUT SENIOR SEASON: THE EVOLUTION OF TEXAS' TRUSTED TIGHT END

BY KATIE BORCHETTA
THE DAILY TEXAN
NOVEMBER 15, 2024

This season, Texas football's roster is loaded with highly skilled newcomers and transfers, resulting in a recruiting class ranking sixth and fifth-ranked transfer portal recruiting, according to 247Sports. These new Longhorns have not disappointed, with players such as junior wide receiver Isaiah Bond, senior defensive back Andrew Mukuba and five-star freshman wide receiver Ryan Wingo who helped lead the Longhorns to an 8–1 record and now a No. 3 Associated Press Poll ranking.

However, a familiar face on the field stands out this season.

Senior tight end Gunnar Helm has had a breakout role this season despite being at Texas since his freshman year in 2021. This season alone, Helm has held 461 receiving yards and three touchdowns in nine games, surpassing his cumulative stats for his first three years on the team.

One skill from Helm exclusively seen this season is an explosive hurdle over the defense during the run after catch. These runs have not only gained a lot of attention but have helped the Longhorns accumulate yards after the catch. Helm also had an impressive 62 yards on six receptions against Georgia last month, in a matchup where the offense didn't have much success.

However, Helm's progression might be overlooked because he has played almost every game on the Longhorn schedule dating back to his first year. Looking back at his first season, Helm said that he was just thrown into his role and had to learn by doing.

"I think I've made leaps and bounds since my freshman year," Helm said. "I was behind Jared Wiley my freshman year. He's on the Chiefs now and doing a great job but a week before our first game, he gets hurt. So, you know, I'm on the road in Arkansas, and then home against Louisiana Lafayette. It was definitely very eye-opening. I was thrown kind of right into the fire."

Since his freshman year, Helm has prided himself on working hard to get where he is this season. In his time at Texas, he has improved his passing-catching game, yards after the catch, stretching the defense and perfecting his routes. Yet, he doesn't just credit himself.

"I've had the pleasure of playing with a lot of really good tight ends, a lot of NFL tight ends," Helm said. "So taking things from Ja'Tavion (Sanders') game, taking things from Jared Wiley's game, taking things from Cade Brewer's game, I think it's made me the player I am today. And obviously trusting Coach Sark (Sarkisian) and Coach Banks and Coach Flood, and when you know that; when they were telling me; when it was tough to believe, 'Just trust the process.'"

With his transformative success, Helm has turned into a potential NFL tight end, and, being from head coach Steve Sarkisian's "inaugural recruiting class," he could not be more excited for Helm.

"I've been really proud of Gunnar," Sarkisian said. "Gunnar continued to work at it, and I think the dedication that he made to developing himself in the passing game, we saw glimpses of it last year, but what he's been able to do this year has become a real weapon … a guy that can not only catch the ball but can create explosive plays and can make people miss in the open field."

# # #

NEW TITANS OC NICK HOLZ READY TO WORK ALONGSIDE HC BRIAN CALLAHAN

BY JIM WYATT
TENNESSEETITANS.COM
FEBRUARY 14, 2024

NASHVILLE – On the same day he was hired as head coach of the Tennessee Titans, Brian Callahan last month made his plans of calling the team's offensive plays known.

On Wednesday, Callahan introduced Nick Holz, the man he hired as his offensive coordinator.

So, what will the dynamics between the two look like?

Callahan said the working relationship will develop further in time, but he knows it can work since he operated in a similar structure at his previous job, as offensive coordinator with the Bengals.

"It's a little different than maybe you're used to around here," Callahan said, "having an offensive head coach that's calling the plays with an offensive coordinator by title, that doesn't call the plays. But it's a set-up I'm trying to emulate from how we were set up in Cincinnati with myself and (head coach) Zac Taylor. And it's a system that I know is important, and I know that it works.

"(Most) of Nick's job is to make sure the offensive staff and the offensive players and the offensive scheme keeps running all the moments I am not available to be there, particularly during the course of the week. There's a preparation part of it that is critically important to me."

Holz brings 11 years of NFL coaching experience to the Titans, and a total of 16 years coaching.

He joins the Titans after one season with Jacksonville as their Passing Game Coordinator.

"You need to be yourself first," Holz said of how he'll handle the set-up, and approach his job. "I am not going to try and be Brian. We are different people in that regard. … As each day goes, just seeing a few more things I can take off his plate …. It is really kind of an open dialogue the whole time in how we're trying to figure stuff out, and structure it this way."

Holz has deep ties with the Callahan, and his family. Holz and Brian Callahan were teammates at De La Salle High School (Calif.), and Holz got his start in coaching on Bill Callahan's staff at the University of Nebraska in 2007. Bill Callahan was officially named offensive line coach with the Titans.

Prior to joining the Jaguars, Holz spent 10 years (2012-21) with the Oakland/Las Vegas Raiders and served in a variety of roles on offense, mostly focused on wide receivers.

As an offensive unit, Holz said he wants to see players playing with effort and toughness, and "we really want to see guys playing with great speed, detail and execution."

Callahan and Holz believe they're like-minded in their offensive philosophy, and approach.

He plans to do his part to help the Titans be successful as a unit.

"Everybody has their own management style," Holz said. "I don't think you'll see me as a yeller and a screamer or anything like that. But I think if you build relationships with people, you kind of empower them to do their jobs.

"I feel like the people I have worked for, they empowered me … As a leadership style, the same thing with the players, 'We're going to give you this, and you keep going and we'll build the connection in that regard."

# # #

TITANS SIGN SAFETY AMANI HOOKER TO A MULTI-YEAR CONTRACT EXTENSION

BY JIM WYATT
TENNESSEETITANS.COM
SEPTEMBER 6, 2025

NASHVILLE – The Titans have signed safety Amani Hooker to a multi-year contract extension.

Since being drafted by the organization in 2019, Hooker has been one of the team's most consistent and reliable players. He was recently elected by his peers as one of the team's captains for this season.

The development comes one day before the team's season opener against the Denver Broncos.

"This is a reflection of all the people that believed in me along the way," Hooker said. "I want to thank Ms. Amy for wanting me to be here, to Chad (Brinker), Mike (Borgonzi) and Coach (Brian Callahan) for supporting me and giving me the opportunity. Most importantly, I want to thank my family and my teammates and those who've been in my corner since the beginning. I'm proud to be a Titan for many more years and look forward to building towards one goal."

In six NFL seasons, Hooker has played in 80 games and totaled 315 tackles, 12 interceptions and 31 passes defensed.

Hooker led the Titans with a career-high five interceptions in 2024 while tying for the team lead with nine passes defensed. In 2023, Hooker started 13 games at safety and he ranked fourth on the team with a career-best 80 tackles and finished second on the squad with seven passes defensed.

During the franchise's "Titans era," which began in 1999, Hooker's 12 interceptions are the ninth-most for the team and rank fourth among the club's safeties.

Kickoff for Sunday's game at Empower Field at Mile High is set for 3:05 p.m. CDT.

# # #

WITH NEW FACES AROUND HIM, TITANS VETERAN SAFETY AMANI HOOKER READY TO LEAD THE WAY

BY JIM WYATT
TENNESSEETITANS.COM
JULY 5, 2024

NASHVILLE – When veteran safety Amani Hooker looks around, he sees a lot of newness.

New head coach, new defensive coordinator, new position coach, and plenty of new faces around him on the defense.

Hooker, heading into his sixth season with the Titans, wants to do his part to help lead the way.

"It's all about accountability, with me as well," Hooker said. "This is all new for me – it's a new style, a new defense, new scheme, so just like everyone else is learning, I am doing the same thing.

"But my job is to make sure everyone learns at a progressive level and we're doing it together as a unit."

Hooker is the second-longest tenured Titan alongside defensive lineman Jeffery Simmons, behind only outside linebacker Harold Landry. Hooker and Simmons were part of the 2019 draft class, and they've been mainstays ever since.

Before looking ahead, Hooker looked back at last season, and it reminded him of things he can do better moving forward.

"(Things I can) improve on is having ball disruption, getting my hands on the ball, whether that is interceptions, pass break-ups, forced fumbles," Hooker said. "Overall, just being the best overall safety I can be. I know I have a long road to get there, but I know my capabilities are there and I just have to improve this offseason and help my guys around me."

In five NFL seasons, Hooker has played in 66 games, with 37 starts. He's tallied 245 tackles, seven interceptions, and 22 passes defenses, along with two quarterback pressures and two forced fumbles.

In 2023, while playing in 13 games, Hooker totaled 80 tackles and an interception, along with three tackles for a loss.

Hooker said he's excited about the additions the team has made around him, including the addition of veteran cornerbacks L'Jarius Sneed and Chidobe Awuzie.

"We have two dogs – we have Chido and Sneed out there," Hooker said. "I can't wait to go full speed with them, with the pads on. I have been watching them make plays for the other team against us, so I am excited that they're on our team now and it's going to be a lot of fun.

"These guys have proven they can be in the right position to make the plays, and when I'm out there I am able to do my job now, and start searching for plays as they come to me. Knowing you have guys that are aggressive out there, it makes me as a safety have that same mentality that they have and bring it to our defense."

Hooker said he's also fired up about new defensive coordinator Dennard Wilson, and the mindset he's preaching.

Across the board, Hooker said guys are excited, and they see opportunities, whether they're new to the team, or been around several years like himself.

"I'll just say it's a lot more aggressive," Hooker said of the defense. "It has been aggressive there's times when it can be aggressive and there's times when not to, so our coaches are doing a good job teaching that."

# # #

TITANS SAFETY AMANI HOOKER THANKFUL FOR CONTRACT EXTENSION WITH THE TEAM

BY JIM WYATT
TENNESSEETITANS.COM
SEPTEMBER 9, 2022

NASHVILLE – The Titans on Friday agreed to terms on a multi-year contract extension with safety Amani Hooker.

After practice on Friday, Hooker said he's thankful for several reasons.

"It means a lot," Hooker said. "It shows how much the Titans believe in me and trust me, and I have that same trust and confidence in them. I am just going to do my job to make sure I can help this team win and help them win a Super Bowl."

Hooker said he called his parents when the deal became official.

Growing up, Hooker recalled cutting grass, walking dogs, and working a construction job to make money. Hooker said he knew after two days the construction job wasn't for him.

The NFL has worked out well for Hooker and his family.

"My parents, they were with me when I was in little league and they knew my dream when I was in kindergarten," Hooker said. "For them to see where I am at today, I know they are very proud of me, and I wouldn't be here without them.

"Growing up, the dream was for me to get to the NFL, and it was also my dream to stay in the NFL and be able to provide for my family. Being able to do that is a blessing from God."

Hooker, heading into his fourth season, has played in 44 games, with 15 starts, for the Titans since being picked in the fourth round of the 2019 NFL Draft.

Over the years, Hooker has developed into a key player on the team's defense.

In 2021, Hooker started 12 games and finished the year with 62 tackles, and an interception. Hooker also added an interception on the team's playoff contest against the Bengals.

Hooker had a team-high four interceptions in 2020.

In three seasons, Hooker has recorded 119 tackles, five interceptions, 12 passes defensed and a forced fumble.

With five career interceptions, Hooker is tied with Juan Thornhill for the third-most among safeties from the 2019 draft class, behind only Darnell Savage Jr. (eight) and Taylor Rapp (seven). From 2020 to 2021, only 11 NFL safeties had more interceptions than Hooker.

Hooker, whose contract was set to expire after the 2022 season before the extension, said the thought of playing alongside veteran safety Kevin Byard long-term is key.

"It is definitely a blessing," Hooker said of Byard. "Watching KB and how he is around the building, I wanted to mimic that because I've seen the success that he had off the field, and on the field as well.

"We have been together for four years, and we're about to be together for another four right now. So we're going to be able to be on the same page and be able to make plays and we'll be the best we can be."

The Titans kick off the 2022 season against the New York Giants on Sunday at Nissan Stadium.

# # #

BYARD SAYS HOOKER HAS FOLLOWED PROPER PATH TO LEADERSHIP

BY MICHAEL HOGAN
SI.COM
JUNE 3, 2021

Amani Hooker figures to make a bigger impact in more than one way this season.

First, the Tennessee Titans safety figures to be a full-time starter for the first time in his career after the team released veteran Kenny Vaccaro as part of a secondary overhaul in March.

He also hopes to be more of a leader for the defensive unit.

And nobody knows how to properly establish leadership than the man he will be playing beside in the defensive backfield this season, Kevin Byard, who has been a team captain in each of the past two seasons.

In order to become a good leader, Byard said, one must first be a good follower. And Hooker has done that well over his first two NFL seasons.

“I think Amani has been a great follower since he’s been here,” Byard said. “Watching me and (Vaccaro), or just watching any of the veteran guys and learning from them, learning how to be a pro.”

A third-round pick out of Middle Tennessee State in 2016, that’s exactly how Byard became one of the Titans’ most prominent voices in the locker room, for both on and off-field matters.

The Pro Bowler and All-Pro observed and learned from the likes of defensive back Jason McCourty and linebacker Brian Orapko.

Not only would Byard listen to what veterans had to say on a daily basis, but he paid close attention to the smallest of details. In the NFL, of course, doing the “little things” matters most.

“One thing that I did when I first got into the league was I looked at the parking lot,” Byard said. “When I got there in the morning, I was looking at cars ... what car is here early in the morning? Okay, this guy here. I was asking Jason, ‘Hey, what time are you getting here in the morning? Why are you coming here so early?’ They were getting rehab or doing the little things.”

A fourth-round pick out of Iowa in 2019, Hooker’s ascension to a more significant role on the defense started last season. His snaps with the defense increased, and when Vaccaro missed three games due to a lingering concussion, Hooker was called upon to start.

He finished tied for the team lead in interceptions with four and second in passes defended eight while also making 51 total tackles. All of those marks are career-highs.

Entering the 2021 season, Hooker is in a position to evolve as a leader for many reasons. Many younger players will fill the secondary after numerous moves in free agency and the NFL Draft.

But most importantly, he’s taken after many veterans over his first two seasons, including Byard.

“He’s into that role where he’s out there playing, he’s out there being more vocal, making calls and checks. That’s the start of it,” Byard said. “Going out there being sure of yourself, knowing what you need to do. When you assure yourself and know what you need to do, you can coach another guy up. I think he’s been doing pretty great at that.

“I think we’re going to be pretty good running mates this year.”

# # #

BACK IN TENNESSEE RECEIVER VAN JEFFERSON READY TO MAKE THE MOST OF HIS OPPORTUNITY WITH TITANS

BY JIM WYATT
TENNESSEETITANS.COM
MAY 21, 2025

NASHVILLE – Van Jefferson is back in Music City, hoping to flourish in the city he grew up in.

The Titans receiver knows what he needs to do to give himself the best chance.

"Every day, working," Jefferson said. "It's just about staying ready, and staying ready for the opportunity when the opportunity presents itself. I think if I do that, I'll be fine."

Jefferson, who played at Ravenwood High School, signed with the Titans back in March.

Wearing No.11, he's been running routes in offseason workouts on the same practice fields where his father, Shawn, was receivers coach with the Titans. Back then, the young Jefferson was a regular at Ascension Saint Thomas Sports Park, when he'd cross paths with then-Titans receivers Nate Washington, Kendall Wright, Kenny Britt and others in the hallways.

He's thrilled to be back.

"I remember coming here with my dad, walking with him throughout the facility," Jefferson said. "So, just coming back was crazy to see. So, it's great. Obviously, I am just here to compete and win and get to know my teammates. It's a full circle moment."

The 28-year-old Jefferson played last season in Pittsburgh, where he tallied 24 grabs for 276 yards and two touchdowns for the Steelers.

In five NFL seasons, Jefferson has totaled 137 receptions for 1,876 yards and 12 touchdowns in 78 games. His breakout season came in 2021 for the Rams, when he recorded 50 receptions for 802 yards and six touchdowns. His receiving and yardage totals ranked third on the team that would go on to win Super Bowl LVI.

Jefferson is excited about his opportunity in Tennessee.

"It's a great opportunity," he said. "We have a great group of guys in the room, guys I can learn from, guys that are there who are hungry as well. I am just coming in and doing my part and letting the chips fall where they fall. At the end of the day, we are just here working right now, in OTAs, and progressing into training camp.

"(Right now) I am just learning the playbook – that's my main focus. I am just learning plays and learning each position so I can be on the field at any position I need to be."

Jefferson said he likes the group around him in the receiving corps.

"Obviously I've known Calvin (Ridley) from afar, and the things that he's done from college to the league," Jefferson said. "He's just savvy in his routes, and stuff like that. I'm learning from Tyler (Lockett), who is a savvy vet, and all the great things he did in Seattle. And you have some other guys in the league like Bryce (Oliver), who has played some here, learning from him and Mason (Kinsey) and those guys. So I am just soaking it all in – we have some great guys in the room that I can learn from and we're all just going to be competing."

Jefferson said he's also already been impressed by rookie quarterback Cam Ward, who was selected by the Titans with the first pick of the NFL Draft.

"I think Cam's leadership, the way he has come in and put his nose into the playbook and how he has bee around the guys, after practice, getting throws in, that is something you like to see," Jefferson said. "He is very adamant about learning the playbook as fast as he can, so he can play his best when he is on the field.

"As he continues to grow and grow, you are going to see that come out of him. I am excited for his opportunity and what he can do."

# # #

LOCAL PREP STANDOUT VAN JEFFERSON EXCITED ABOUT HIS "FULL CIRCLE MOMENT" AS HE EMBARKS ON HIS OWN CAREER WITH THE TITANS

BY JIM WYATT
TENNESSEETITANS.COM
MARCH 21, 2025

NASHVILLE – When Van Jefferson walked into the Titans facility to sign his contract with the team last week, he couldn't help but think about how much his life had changed since his last time in the building.

It was back in 2014, when Jefferson was a senior at Ravenwood High School, and his father, Shawn, was receivers coach with the Titans. The young Jefferson was a regular visitor those days, when he'd cross paths with then-Titans receivers Nate Washington, Kendall Wright, Kenny Britt and others in the hallways.

He cheered on the Titans, mainly because he was pulling for his dad.

Fast-forward to last week, when Van Jefferson returned to Ascension Saint Thomas to sign with the team.

Jefferson, already with five NFL seasons under his belt, returned as a father of five, and a husband.

With him on his trip back was his wife, and the five children who range in age from 10 months old to eight years old.

"I have a crew," the 28-year-old Jefferson said with a smile. "I've been blessed."

A prep standout at Ravenwood who garnered Tennessee Sports Writers Association all-state and Tennessean all-Midstate honors before playing in college at Ole Miss and Florida, Jefferson is thrilled about being back with the Titans after playing for the Los Angeles Rams (2020-23), Atlanta Falcons (2023) and Pittsburgh Steelers (2024).

"Tennessee, it provided a lot of firsts for me," Jefferson said on Thursday from Pittsburgh. "I got my first exposure there, got my first (college) offer. I met some of my best friends to this day there.

"Being back, it's a full circle moment. Just coming to the facility, I remember when I used to drive there with my dad in the morning. To come back, and now be with the Titans myself, it's amazing. It's a blessing to play in the NFL regardless, but it's a little sweeter when you're able to come back and play for the team where you lived for an extended period of time. I'll always be grateful for that, and it adds more sweetness to it, playing for the hometown team."

News of Jefferson's signing also meant hearing from a lot of folks with a 615 area code.

"I got a lot of those texts, a lot of those calls, from my buddies who are excited for me to be back," Jefferson said with a smile. "And my high school coach, Will Hester, we were on the phone for probably an hour, just talking about me coming back and being around now, and how he'll be able to come see me play. It was hard for him to come see me play in L.A., and away from here.

"So, it was a great welcome from all the people I know. I am glad to be back."

In five NFL seasons, Jefferson has totaled 137 receptions for 1,876 yards and 12 touchdowns in 78 games. His breakout season came in 2021 for the Rams, when he recorded 50 receptions for 802 yards and six touchdowns. His receiving and yardage totals ranked third on the team that would go on to win Super Bowl LVI.

Last season in Pittsburgh, Jefferson tallied 24 grabs for 276 yards and two touchdowns for the Steelers.

Jefferson said there were a number of reasons he opted to sign with the Titans, in addition to his Tennessee roots, and it being his dad's former team. Shawn Jefferson, who played 13 NFL seasons himself, coached from 2013-2015 with the Titans. He's now receivers coach with the New York Jets.

"I had coach (Brian) Callahan coach me when I was at the Senior Bowl, coming out of college," Jefferson said of the Titans head coach. "And their offense is very similar to the West Coast style, similar to what I ran with the Rams. And (Titans receivers coach) Tyke Tolbert has a really good reputation around the league. So, that ultimately helped lead me to come to the Titans.

"In my conversations with the staff, it just felt really comfortable. In my heart it felt like Tennessee was the right place."

A 6-foot-1, 200-pounder, Jefferson has played in 78 games in his five-year career, with 47 starts.

After some modest numbers in recent years, he feels like he can surge even higher in Tennessee.

"Just me being consistent," Jefferson said. "Coming into the league, you always feel like you can get better each year and that is kind of where I am at right now. So, I just want to keep proving to myself I can put up the big numbers and can reach things I've always strived to get.

"Now it is about me putting it all together, and what better place to do it than back home and with an organization that wants to win and hopefully I can be a part of that."

Jefferson said he's already looking forward to getting to work this offseason.

He knows there's some uncertainty at the quarterback position in Tennessee, so he'll have to wait to see how things play out.

Jefferson knows one thing he can control is himself, so he plans to be ready to help.

"I think it's a waiting game, and I don't know if they're going to address that in the draft or if they're going to address it with a veteran free agent who is still out there," Jefferson said of the team's quarterback position. "At the end of the day, I know Will (Levis) was there last year and I'll get some work in with Will, and if we roll with Will, we roll with Will. Will is more than capable of coming out there and playing, and getting the job done. But if it's someone else we'll roll with that.

"Right now, it is just a waiting game and whoever steps out there, we'll do our best to win."

# # #

‘A BABY, AND A LOMBARDI’: RAMS WR VAN JEFFERSON, GROWING FAMILY PREPARING FOR THEIR BIGGEST WEEK

BY JOURDAN RODRIGUE
THE ATHLETIC
FEB. 12, 2022

LOS ANGELES, Calif. — Van Jefferson will play in the biggest game of his life on Sunday, but Friday night was just as important.

It was Jefferson’s first “daddy-daughter” dance with his 5-year-old daughter, Bella, at her school.

Jefferson, a second-year receiver for the Rams who is blossoming into a key player in their offense, has been inundated with media and marketing requests all week as the Rams took a global stage ahead of a Super Bowl appearance against Cincinnati. But this was the event circled on his calendar. And as Jefferson presented Bella with a bouquet of roses to kick off their own big evening, it was the only thing that mattered.

“It’s their first one, and he was like, ‘I’m not missing it. I don’t care that it’s two days before the Super Bowl. I’m going to be there, I’m going to be there for her. I have to show up for her,'” said Samaria, Jefferson’s wife. She is also expecting their second child, a son, at any moment — the official due date is Feb. 17, but Samaria is preparing for any scenario in a week like this.

“I’m feeling pretty good — I’m definitely feeling 40 weeks (pregnant),” she told The Athletic this week, laughing. “I’m definitely feeling the pressure and the pain. Nerves for Van, nerves for our family — but it’s OK.”

“I’m excited about it,” Jefferson added this week. “Excited to play in the Super Bowl as well. … Two things going on. I’m happy about both of them. Maybe he can wait just a little bit longer, until after the Super Bowl!”

Samaria and Van are high school sweethearts who began dating while they attended Ravenwood High School near Nashville, Tenn. She fondly remembers cheering him on from the bleachers Friday nights in his No. 2 jersey. The two had Bella as Samaria finished high school, and with Jefferson in college (first to Ole Miss, and then to Florida), but shortly after, they split up. But Samaria still watched every game. About four years later, they found each other again.

“We left it to God. We let him do his thing and we said, ‘Hey, if it’s meant to be, then we’ll come back to each other.’ And that’s exactly what happened,” she said. As Jefferson prepared to enter his second NFL season, the two got married.

“It’s been crazy, for sure. Adjusting to (NFL life), marriage, new baby, all of those things. But it’s so great to see how well he manages it,” Samaria said. “He’s a great dad, a great team player, all of the things. I don’t know how he does it, but he does it.”

Jefferson has worked to make a difference for the Rams despite a talent-loaded receivers room that features Cooper Kupp, a triple crown receiver, and Odell Beckham Jr. It could have been easy to get lost behind the “names” on the Rams’ star-studded roster. But Jefferson has put together a solid season.

In 17 regular-season starts, Jefferson caught 50 passes for 802 yards and six touchdowns, averaging 16 yards per catch. The Rams have needed his length and speed to help stretch the field in their evolved, explosive offense. They also needed him to step up after the loss of Robert Woods to an ACL tear in November (right after the team signed Beckham).

“He’s a very gifted player,” coach Sean McVay said this week. “I think he’s only gotten better as he’s gotten more confident, more experience. He’s made a handful of big plays, a bunch of crunch-time catches for us. I think the future is really bright for this guy. … He’s only going to get better. I love Van Jefferson.”

Jefferson’s season of growth has been punctuated by new moments for his family — Samaria’s pregnancy, playing in a division against his father, Shawn (who is the receivers coach for the Arizona Cardinals and who played in two Super Bowls himself), and showing Bella that all of her moments are just as important as his own.

One day this season after the team broke down the huddle to signal the end of practice, Jefferson left the field at a full sprint. That was the day of his first parent-teacher conference at Bella’s school, he explained breathlessly as he passed a row of media members on the sideline, and he didn’t want to be late.

Van, Samaria and Bella after the Rams won the NFC championship. (Courtesy of the Jefferson family)

Samaria marvels at the journey the two have been on since the days of cheering for him from the bleachers at Ravenwood. Sunday, she — yes, at 40 weeks pregnant — will cheer him on from a suite at SoFi Stadium. She hasn’t missed a home game this season.

“Just like any other game, I’m going to be there this Sunday and I’m going to stay calm … and pray to God my water doesn’t break,” she said. “I am 100 percent going to be there. I would not miss this moment for anything. I will be 40 weeks pregnant at the Super Bowl, supporting my husband 100 percent.”

The family, and the Rams’ support staff, are under strict instructions from Samaria to not tell Jefferson during the game if she does go into labor — her decision, despite Jefferson’s protests.

“He is going to play. He is going to keep playing,” she said. “I said, ‘You play, I’ll see you at the hospital afterwards.’ That’s what it is. I will never take that moment away from him. I want to see him glorify God

on the field that day. … Knowing Van and how he is so caring, he just worries so much about me and the kids. … If I did tell him or someone told him during the game, he would come off that field. We're saying, 'Hey, you go play. We'll see you after.'"

Samaria is hopeful there's not just one but two new additions to their family this week.

"A baby, and a Lombardi!"

# # #

‘HE HAD TO OVERCOME BEING MY SON’: HOW VAN JEFFERSON FORGED HIS OWN PATH OUTSIDE THE SHADOW OF HIS NFL FATHER

BY WILL SAMMON
THE ATHLETIC
AUGUST 10, 2018

Shawn Jefferson’s full name — Vanchi LaShawn Jefferson — embarrassed him so much while growing up that he made a decision by fifth grade to identify with only part of it.

“I hated that name,” Shawn Jefferson told The Athletic. “Could you imagine going to the first day of school hearing the teacher say, ‘Hey, do we have a ‘Vanch-ee’ or ‘Van-cheye’ here?’ I’d be down in my desk like, ‘Yeah, here, I go by Shawn.’ ”

For the record, Shawn Jefferson’s mother told him that his aunt recommended the name “Vanchi.” But the name “Shawn” has stuck, through 13 years as a player in the NFL and another 13 years as an assistant coach, including his current job as Miami Dolphins receivers coach.

The legacy of “Vanchi” didn’t end there, though, as much as Shawn Jefferson would’ve originally preferred it to. His father was a strong proponent of a man naming his first son after himself, and Shawn Jefferson always did what his father told him to do. So on July 26, 1996, in Jacksonville, Fla., Vanchi LaShawn Jefferson Jr. was born.

Van Jefferson shortened his first name but didn’t abandon it. Like his father, Van Jefferson is a skilled wide receiver. He transferred to Florida after three years at Ole Miss, and he has been ruled eligible to play for the Gators this season by the NCAA and the SEC. He profiles as the Gators’ most complete threat on the outside. The way Van Jefferson lines up, waits for the snap and runs is all very similar to his father.

But Van Jefferson’s first name is a reminder — an irresistible metaphor, even, for a relationship that has evolved over the years — that he is not his father. Shawn Jefferson will always be part of his story, but Van Jefferson’s decision to transfer from Ole Miss to Florida is the latest example of him becoming his own person.

“A lot of times, he had to overcome being my son,” Shawn Jefferson said. “Van is very driven. He’s extremely driven. Not that he hates the fact … I think what kind of fuels him sometimes is that they’ll mention him as the son of former NFL player and coach Shawn Jefferson. Van wants to dispel all of that, which I love — I absolutely love it. That’s why when I get requests for interviews, I never call back. I want them to focus on Van and not the fact I’m his father and blah, blah, blah …

“Van is self-made. Trust me when I tell you that. Van gets out there, works his ass off. I think his goal is, hey, look, when they mention him, don’t say the son of former NFL player … and I love the fact that I think that fuels him. I want him to be his own thing. Like, ‘This is the story of Van Jefferson.’ ”

Tying Van Jefferson’s growth to Shawn Jefferson as a receiver may seem like a tired tale. But every time someone close to Van Jefferson is asked a question about the hardest challenge he has faced to this point, they offer a similar answer.

The part of the story that gets twisted is that, though Shawn Jefferson’s past helped, Van Jefferson didn’t make his name off his father’s, even though it’s undeniable that he wouldn’t be who he is now without his father. And to use a phrase from Shawn Jefferson on the topic: “It wasn’t always pretty.”

“My dad is more of a stern guy,” Van Jefferson said. “He wants everything done the right way. Not saying I don’t want to do things the right way, but I’m saying he’s more of a disciplinarian. Our personalities are very different because I like to joke around a lot and he’s more work, work, work, work.”

Shawn Jefferson like to tell the story about how when Van Jefferson was 10, his mother would say he’s going to be a special football player because of coordination, athleticism and the way he ran. Van Jefferson didn’t actually play football with pads on until the seventh grade because his father wouldn’t allow him to sooner.

From there, the stories those close to Van Jefferson enjoy sharing the most about his pre-college football days all sound similar.

• There was the time Van Jefferson showed up to a Nike Opening event for the first time in Birmingham. His father told him not to worry about the plethora of five- and four-stars, that he would earn each star he received. After a while, no defensive back volunteered to go 1-on-1 with him. He was named MVP.

• Once, Van Jefferson had the flu the day of a game. He spent the early portion of the day with doctors. His mother, Marla Jefferson, remembers seeing him laying on the ground resting on the field prior to kickoff. Still, he played.

• He suffered a nose injury once in a game and was taken out. His father, as he recalled, walked over and only asked if he was going back in. He went back in.

• He broke his fibula early in his freshman high school season. He grew up wanting to attend Ohio State. The Buckeyes hosted a camp a few weeks after he got his cast removed. Not yet 100 percent, he went and competed.

“That was when I was like, ‘OK, I got something here,’” Shawn Jefferson said. “Most kids don’t want to go. For the mere fact that he did that, as a father, you put that in the back of your mind like, ‘OK, he has these traits.’ After that, (Ohio

State was) on him. They recruited Van until the last freaking second. They wanted him bad."

Van Jefferson moved to Tennessee for his sophomore year of his high school after his father left the Detroit Lions to coach receivers for the Titans. He enrolled at Ravenwood High School shortly after the family met football coach Will Hester, then in his first year at the school.

"I just remember the intensity of his father," Hester said. "He told me his son was pretty good but he didn't want anything handed to him and just wanted an opportunity where he can come in to compete to play."

Van Jefferson set himself apart early. His film from those days tells the story of how: Often, he was able to sink his hips, take minimal steps, get out of his breath and separate from a defensive back quickly.

"Van was — and still is in my 21 years of coaching — the most polished receiver I've ever been around," Hester said. "Van was one of those guys who could come to the sideline and say, 'Coach, listen, the corner is playing me like this, the safety is rolling like this, this is there and that's there.' "

Van Jefferson started collecting major college football offers ahead of his junior year. The boy who grew up watching college football all day on fall Saturdays and getting exposed to greats like Calvin Johnson through his father's job informed Hester of his pro aspirations, confirming what Shawn Jefferson always thought he knew.

"When he told me that, my blinders went on," Shawn Jefferson said. "Sometimes I was brutal on him. It would be, OK, this is what you need to do to get there and it's going to be uncomfortable at times."

That it was.

"As far as challenges go, the biggest challenge was living with his dad," Hester said. "His dad is an uber-intense guy. Their workouts would rival anything you would put an NFL guy through. At times, Van, early on in his life, would resent that a bit just because it was so hard and so intense. Shawn was coaching him like an NFL receiver and Van wanted him to be his dad a little bit more.

"I don't know if it was ever off. It was always on, and I think that wore on Van."

Hester played the role of "good cop" for Van Jefferson, often serving as a listener as much as a coach.

"Van is a very, very, very loving kid," Hester said. "Van craves affirmation from everyone, and the hardest thing was he wasn't getting a whole lot of that from dad. And not because dad didn't love him or didn't want to give it to him, but because dad knew what kind of ability he had and wanted to make sure he reached that potential."

Shawn Jefferson fathered his son like a coach, one who would harp on a missed block instead of glorifying receptions and yards. He wouldn't degrade his son, but he would be direct. He didn't want Van Jefferson to just be the best receiver, he wanted him to be the best blocker, too.

"Sometimes, as a father, there's no filter time," Shawn Jefferson said. "I have to make sure he gets what I'm trying to get across to him. I don't know if I'm Van's worst critic. But I'm after perfection. I'm always a stickler on just being perfect on everything. And I know there's no one perfect but the man upstairs. But that's where I want his mindset to be.

"If you keep that mindset, you'll always hover around excellent."

Ask Van Jefferson about the pros and cons of having a father who is a coach, and he doesn't list any grievances. Instead of talking about how demanding his father was, his brain goes in a different direction: He mentions needing to block out the criticism and speculation that Shawn Jefferson, like any NFL coach, faces.

"My dad instilled in me everything I know," Jefferson said. "Getting out of breaks, creating separation, I owe it all to my dad. He's been a great influence on my life."

Van Jefferson isn't "in your face" with teammates and in any setting, really, as Marla Jefferson put it, and he is far more reserved than his father, whom Marla Jefferson describes as a "strong-fisted-type of a guy." There are reasons for the differences, and they shed light on Shawn Jefferson's style of parenting. He never wanted Van Jefferson to be the next Shawn Jefferson, but he did want his son to develop the same kind of mindset that he was forced to have growing up, the idea of working for everything.

Shawn Jefferson grew up with six brothers and five sisters in the Jacksonville projects. His father worked a construction job to support his family of 12. His mother ran the household. His father believed in hard, tough, rugged training.

"You see some of your friends getting killed and you realize how grateful you are for a family structure like we had," Shawn Jefferson said in a 1991 article in the Los Angeles Times. "You have to have a strong mind to resist (drugs and gangs). Your mother and father instill that in you."

Van Jefferson lived a suburban lifestyle with his two sisters. "Privileged," was the way Marla Jefferson put it. In a family of faith, Shawn and Marla Jefferson took their children to soup kitchens, homeless shelters and poor neighborhoods to "bless homes." One such trip happened in a poverty-stricken area of Detroit when Van Jefferson was in eighth grade. The family visited a woman and her two sons in a tiny two-bedroom apartment. This was the only time the Jeffersons were invited inside someone's home on such a visit. The woman fried fish

for everyone, creating a thick smoke throughout the small house.

The car ride back home that day featured questions from Van Jefferson about why his family lived the way it did and why the woman couldn't live elsewhere.

"We did not want him to grow up looking at life through one type of lens," Marla Jefferson said.

Compassion and introspection have long been parts of who Van Jefferson is. The recruiting process, when every writer covering every new school that offered him a scholarship wrote the same biographical information, compelled Jefferson to reflect more. Marla Jefferson often heard her son say, 'Why do they always say 'the son of Shawn Jefferson' all the time?"

"So much of who Van is, what he does and the accomplishments that he acquires have always been associated with his father," Marla Jefferson said. "When he was being recruited, that's when the battle actually started really. There were peaks and valleys before. But that's when it really came head to head."

Van Jefferson grew up wanting to play for Ohio State, but his father didn't think it was the right program after weighing several factors such as fit in the offense and the depth chart. "He kind of forbid him not to go there," Marla Jefferson said. Oklahoma was also in the mix, but Shawn Jefferson didn't want his son to go there, either. Shawn Jefferson was particularly fond of Georgia, but Van Jefferson decommitted from the Bulldogs after a visit.

"I don't know if Van couldn't really receive Georgia well because his dad pushed it so much or if he just really didn't feel at home," Marla Jefferson said. "And I kind of believe that. When he went to the campus he liked everybody, but there wasn't a connect."

After redshirting his first year, Van Jefferson caught 91 passes in two seasons for Ole Miss. (Stan Szeto / USA TODAY Sports)

The draw for Ole Miss when the Rebels entered the recruiting picture was Hugh Freeze, Marla Jefferson said. Van Jefferson and the family liked Freeze. But his mother, with a laugh, also said choosing Ole Miss may have been the act of a rebellious 18-year-old.

"He was sick of the back and forth, the roundabout, the 'I can't go here, I can't go there,' " Marla Jefferson said. "He was torn. At that point, he was depleted. It was kind of like, 'Whatever I have to deal with with dad, I'll just deal with, this is what I'm doing.' "

When Van Jefferson signed with Ole Miss, his father made the following clear: Whatever school you choose to go to, you're making a commitment to that school … So that means you're stuck there … There's no going back and forth … There's no transferring.

Three years later, Van Jefferson wanted to do just that. As a redshirt freshman in 2016, he finished second on the Rebels with 49 catches and third with 543 receiving yards. Things all changed in 2017. Phil Longo became the offensive coordinator. Freeze resigned a few weeks before camp opened. After Van Jefferson missed time in the summer following knee surgery, A.J. Brown moved to the slot. He didn't receive as many targets. The Rebels were hit with another bowl ban after an NCAA investigation.

"I remember very distinctly when he said, 'Things are changing around here and I just don't think that this is a good fit. I don't want to be here. And I'm not going to be here,' " Marla Jefferson said. "It was definitively that sort of thing."

Unlike the recruiting period, those close to him said, Van Jefferson based his decision to leave Ole Miss and transfer to Florida on what he wanted to do first without worrying about his father's approval.

"For Van, someone who is very obedient to his dad, that would be like the worst thing, to do something dad told me not to do," Marla Jefferson said. "For him to do that, I knew then that he was coming into his own.

"Van really came into his own during that time. I would love to say that he found himself a little bit before that, but no. And I still think he is just working some stuff out to figure out who is this guy and what is it that God has for Van to do that sets him apart from everyone else?"

That question is easier to answer in regards to how Jefferson stands out on the field for Florida, the school he said he chose for a few reasons: It's in his birth state, he has family there, there was room atop the depth chart and he has knowledge of Dan Mullen's offense.

"He understands the little intricacies and he's an attention-to-detail guy," Florida receivers coach Billy Gonzales said. "That's probably one of the things that kinda separates him is he understands, he's got the playing experience, but understands that the little things — and if you talk to him he takes it really, really personal as far as being able to, 'Hey listen, he told me to do this. I've got to try to work.' "

As usual, Gonzales mentioned Shawn Jefferson when discussing Van Jefferson. But Shawn Jefferson doesn't want that public credit. Instead, in an hour-long conversation with The Athletic, he stressed that Van Jefferson seeks knowledge about the game through other avenues and he recently caught him studying clips of Antonio Brown in their basement. Shawn Jefferson mentioned that anecdote because the part of his son's story that he is most fond of nowadays is how Van Jefferson isn't a carbon copy of his father.

And that speaks to the growth of both father and son.

"My dad deserves a lot of credit," Van Jefferson said. "We talk every day. He asked me how the first day

of camp went, what we are doing, what can I do to get better. We talk very often."

"My son is his own person," Shawn Jefferson said. "Van wants to know the 'why' in everything. He makes his own decisions and I love that. I absolutely love that. He is building his own name."

Part of that is on the field, where Shawn Jefferson often says his son is far more advanced at this point than he was in college at UCF. The other way is through fatherhood. Van Jefferson has a 2-year-old daughter of his own who lives in Tennessee with her mother. Jefferson often posts photos of her on Twitter. The tweet pinned to his profile is a video of her running with the caption that reads, "Superstar in the making!"

"I think Van will make a very good father because of being raised by a coach and dad really not being around a whole lot because of coaching," Marla Jefferson said. "It is a lifestyle, and it wasn't like they were whining and crying like, 'Oh, my gosh, where's dad?' I mean, they knew the gig and grew up in it. I don't think that the fist would be as hard — not fist by hitting, of course — about things.

"Shawn was raised by a very proud, strong man, and work was a big part of being a man who takes care of his family. He walked in that vein, whereas Van, being raised the way he was by Shawn, and kind of lacking some of the things that some kids of coaches go through, I think he will have a greater respect of the time and the quality time he will spend with his children. He'll be a great dad."

# # #

HEADING INTO YEAR 8, TITANS DL SEBASTIAN JOSEPH-DAY IS STILL WILLING TO DO THE DIRTY WORK

BY JIM WYATT
TENNESSEETITANS.COM
JULY 25, 2025

NASHVILLE – When the subject is the Titans defensive line, the name Jeffery Simmons usually comes up first.

Then, more time than not, T'Vondre Sweat's name is mentioned.

It's understandable, of course. Simmons is a three-time Pro Bowler, and Sweat was the team's second-round pick in 2024, a guy with enormous potential.

Mentioned third on the Tennessee defensive line is usually Sebastian Joseph-Day, who didn't get a lot of attention when he signed a new contract with the team back in March. Joseph-Day, in fact, has managed to keep a pretty low profile this offseason, on a team with so many new storylines.

But that's just fine with Joseph-Day.

"Listen, man, it's OK," he said with smile. "I don't mind. I'm an under-the-radar guy. I just try and do my job at a high level."

The truth of the matter is the addition of Joseph-Day was one of the better moves made by the Titans last offseason. Joseph-Day ended up playing in all 17 games, with 12 starts, and he tallied 44 tackles, 2.5 sacks, 14 quarterback pressures and three tackles for loss in his first year in Tennessee.

Joseph-Day was a leader in the locker room who also turned into a reliable player on the field.

The Titans liked what he did so much they re-signed him back in March, and this fall he expected to play alongside Simmons and Sweat once again.

"Obviously it is a blessing (to be back)," Joseph-Day said. "I am able to be somewhere I am familiar – familiar with the coach, familiar with the scheme, familiar with everything. So, I don't have to start all over. It is great, especially for my family as well. It was nice to come back."

Heading into his eight NFL season, Joseph-Day said he believes in what's around him, and he wants to do his part to make a difference.

"100 percent," Joseph-Day said. "The draft for us went amazing, all the players we added. Everyone looks really good, and I feel like the chemistry is great, kind of like night and day. You see everyone is jelling, everyone is familiar with one another. I am truly excited for this year.

"As for myself, I want to be known as a guy that is dependable, is a great teammate, someone who does his job at a high level, and someone who brings positive, great energy to the building. I want to be known for being a pro's pro. You may not know who I am, but I want to be known as a guy who does all the dirty work, is a great teammate, and gets his job done."

A sixth-round pick of the Los Angeles Rams in the 2018 NFL Draft, Joseph-Day is still going strong at age 30.

In 88 career games, including 80 starts, he's tallied 274 tackles, 13.5 sacks and 91 quarterback pressures, in addition to two forced fumbles, and a fumble recovery while playing with the Rams, Chargers, 49ers and Titans in his career.

He played alongside Aaron Donald in Los Angeles, when the Rams won Super Bowl LVI.

In Tennessee, Sebastian-Day said he felt like he played the run well in 2024, and he had his moments rushing the passer.

"I felt like when I had my opportunities to rush, I did some positive things," he said. "But that's one of the things I want to improve on. I want to be able to make every opportunity count when I rush, I want to try and affect the quarterback as much as I can whenever I have a rushing opportunity his year, I feel like that's where I can improve."

Joseph-Day said he likes the group around him.

He believes the defense can be better as a whole, with veterans leading the way.

Time will tell, of course.

"I love the guys around me," he said. "I feel like we have a really good shot to do something special as a group. We have a lot of veteran leadership, me being an eight-year guy, Dre'Mont Jones being a seventh-year guy, Arden Key, eighth-year guy, Jeff, seventh-year guy. Sweat, even though he is going into Year 2, he is still a very good player.

"We have a lot of guys who have been starters and played in meaningful games, so I feel like we have a lot of talent, veteran savvy and knowledge. And that can create something special."

# # #

LA RAMS NOSE TACKLE JOSEPH-DAY DONATES NEARLY 7,000 MEALS TO HELP FIGHT CHILDHOOD HUNGER

BY FRANK PISCANI
POCONO RECORD
MARCH 29, 2021

Brittney Smith isn't normally one to break down in front of her kids.

But in mid-February, the 35-year-old Houstonian sat atop the stairs to her house at nearly 3 a.m., sobbing. Texas' historic snowstorm had left Smith, a mother of three, without power for days. The temperature inside her house had dropped into the 30s. She knew she had to get her kids somewhere warmer.

Eliminating the possibility of escaping to a storm shelter was the fact her oldest son, Kentory, 17, had tested positive for COVID-19 just before the snowstorm. Luckily, Smith said, she was able to find a motel with heat and power that would offer her family a room where they could also safely quarantine.

Smith arrived at the motel with her three boys at 4 a.m. and waited in her car for over six hours before they could check in. When she finally could, it meant heat and electricity for the first time in days.

When he first saw the news of February's historic and devastating snowstorms in Houston, Sebastian Joseph-Day knew he had to take action. The news of Texans losing power and heat inspired the Stroudsburg native to do what he always has: help others.

Joseph-Day, the starting nose tackle for the Los Angeles Rams, reached out to then-teammate Michael Brockers, who grew up in Houston. More like brothers than teammates, the defensive linemen decided they would join forces off the field to provide support for Houstonians in need.

The Rams' community service team communicated on their behalf with the Houston Texans organization, which connected Joseph-Day and Brockers to Kids' Meals, Inc., a Houston-based charity that aims to end childhood hunger by delivering meals to children whose families are fighting the cycle of poverty and helping parents .

It was with the help of Kids' Meals that Smith made it to the motel.

Donations to Kids' Meals, Smith said, allow struggling parents to focus on finding employment and spend quality time with their children rather than stressing every second about whether there would be food on the table.

Former Los Angeles Rams teammates Sebastian Joseph-Day, No. 69, and Michael Brockers, No. 90, stand together on the sideline before their division round playoff game against the Green Bay Packers at Lambeau Field on Saturday, January 16, 2021. Although the Rams traded since Brockers to the Detroit Lions on March 17, Joseph-Day describes the veteran defensive tackle as his big brother.

"You could not put a price tag on the amount of, you know, strength that gives me," Smith said. "The worst thing I think a parent could go through, other than losing a child, is sitting there watching your children not being able to eat."

Asking for help wasn't easy. Smith worried that admitting she struggled to provide for her children could result in her losing custody of them.

Smith found the courage to seek support two years ago, after years of struggling on her own. In August 2011, Smith escaped from an abusive relationship, but it came at the cost of financial security.

The day she walked into Kids' Meals changed Smith's life. She met chief development and communications officer Cynthia Stielow, who, after hearing Smith's story, told her everything would be all right. Stielow has personally played a key role in the support Smith receives.

"Cynthia has been more to me like a mother than … a coordinator at Kids' Meals," Smith said.

With that help, Smith has been able to make major strides professionally. Currently Smith volunteers time at Kids' Meals, but Stielow and the organization have helped Smith improve her resume, build experience and skills in social work and search for jobs.

Smith is actively searching for a job that will allow her to support domestic violence victims.

On March 2, Joseph-Day and Brockers donated nearly 7,000 meals to Kids' Meals.

"Kids growing up, man, that shouldn't be their worries at all," Joseph-Day said. "Their worry shouldn't be next time they're going to eat a meal."

Relieving that worry allows kids like Smith's to focus instead on living their lives. Kentory, a senior in high school who loves video games and soccer, has been better able to pour energy into pursuing his goal of becoming an underwater welder.

Smith described seven-year-old Dorrian as inquisitive, art-loving and a perfectionist. Smith's youngest, four-year-old Jordan, loves motorcycles, four-wheelers and race cars. With food in their bellies, Dorrian and Jordan have the freedom to be little kids who can play outside and color and spend time with their mom when she's off work.

'Use your blessings to bless others:' The origin story of Joseph-Day's volunteer work

Even before he became an NFL player equipped with the resources of a professional athlete, Sebastian Joseph-Day always stood out among football players.

Sure, his talent was obvious, but the 2013 Stroudsburg High School graduate's welcoming personality, booming laugh and radiant smile set him apart from all other high schoolers. It was clear that even as a teenager Joseph-Day, also known as "Bash," was a role model to those around him.

"He was just such a great presence in the school," Stroudsburg High School principal Jeffrey Sodl said. "He just was kind of an inspiration to a lot of people."

Joseph-Day took the younger guys under his wing, creating a fun environment by always joking around but also offering help to anyone who needed it. Jim Miller, who coached Joseph-Day in football from seventh through ninth grade and all four years of high school track, added that Joseph-Day's willingness to help others also extended off the field.

Whether it be in school or outside of school, academically or athletically, Joseph-Day actively sought to help others and become involved in the community. He participated in Best Buddies, a nonprofit that seeks to create friendship and learning opportunities for those with intellectual and developmental disabilities.

While it was his kindness that others noticed, his size certainly played a role in highlighting it.

The image sticks in Sodl's mind today. Joseph-Day, the massive defensive lineman, reading a princess book to the elementary school student sitting on his lap when he volunteered at book fairs.

To help his wife, who organized the book fairs at B.F. Morey Elementary School, Sodl asked varsity athletes to volunteer and help spark young students' interest in reading. Joseph-Day was always among the first to sign up.

In addition to reading to the young students, Sodl said Joseph-Day would help students pick out books and even help out the kids who didn't have money to buy one.

"He was always a very giving person," Sodl said.

When it comes to his charity work, Joseph-Day credits his family and faith for forming his passion for volunteering. One particular piece of advice from his father has stuck with him: "Always use your blessings to bless others."

That single piece of advice has most fueled the former Mountaineer's passion for charity and volunteering, which Joseph-Day focused in on helping youth.

"They're the future of this country," Joseph-Day said. "I just want to help them succeed as much as they can."

Empowering the future through authentic philanthropy

After seeing the news of the suffering the snowstorm caused in Houston, there was never a question in Joseph-Day's mind about what he'd do next. It was simply a matter of figuring out how to support kids in Houston.

His donation with Brockers to Kids' Meals came during a massive outpouring of global support for the Houston charity. Kids' Meals CEO Beth Harp said the organization now provides about 7,400 meals every weekday, with the COVID-19 pandemic forcing many more families to need the support. The snowstorm caused Kids' Meals to lose power, spoiling its inventory of perishables.

Combined with dangerous road conditions and staff members suffering from their own losses of water and electricity, Kids' Meals was unable to make deliveries for four days. Donations from all over the world like that from Joseph-Day and Brockers completely replenished Kids' Meals' shelves.

"It was just like Heaven's gates opening, it was amazing," Harp said. "A real tribute to the American spirit."

"I hope his hometown is proud," Stielow added. "That is just an authentic philanthropist."

Part of that authenticity is his efforts to be involved by volunteering his own time.

The fourth-year Rams defender comes home whenever he can, even though the COVID-19 pandemic has made that difficult. He planned to organize his own camp over the summer but was unable to with the pandemic. Joseph-Day said he still hopes to organize something similar in the future.

Most recently in Monroe County, Joseph-Day donated an autographed game-worn jersey to Big Brothers Big Sisters NEPA for a February fundraising auction. An acquaintance of Miller's asked him to text Joseph-Day to see if he could contribute, and Joseph-Day responded with an enthusiastic "yes" almost immediately.

"I don't even think he questioned it," Miller said. "He just, you know, got a jersey to them and that was it."

Miller's right that Joseph-Day acts without hesitance when it comes to charity, but there is one question he asks.

"If I don't do it, then who else, you know?" Joseph-Day said. "That's kind of just my mindset about it."

# # #

TITANS LOVE WHAT THEY'RE SEEING FROM EDGE RUSHER ARDEN KEY FROM A LEADERSHIP STANDPOINT

BY JIM WYATT
JUNE 9, 2025
TENNESSEETITANS.COM

NASHVILLE – Arden Key is headed into his eighth NFL season, and now less than a year away from his 30th birthday.

The Titans edge rusher is preparing for his third year in Tennessee, and he's getting others ready as well.

In fact, Titans defensive coordinator Dennard Wilson recently bragged about Key, and his development as a leader.

"I love where he is at right now," Wilson said of Key. "He has taken a leadership position with the people in the group. I think he is maturing on and off the field, and you just see it each and every day.

"We talk about each one, teach one, and he is one of the first guys that is teaching the young guys how to be better, what to do, the tricks of the trade, things he's messed up throughout his career. Where Arden is at right now, I love where he is."

A third-round pick of the Oakland Raiders in the 2018 NFL Draft, Key joined the Titans in 2023 after playing with the Raiders (2018-2020), 49ers (2021), and Jaguars (2022).

In 2024, Key matched a career high with 6.5 sacks during a season when he also recorded 42 tackles, 38 quarterback pressures and 11 tackles for a loss.

Following the departure of Harold Landry, Key and others will be counted on to provide a big boost to the pass rush, while showing others the way.

Titans outside linebackers coach Ben Bloom credited Key for helping players like rookie Femi Oladejo, and others.

"Arden has been around the league long enough, and he's had production as a pass rusher. He has played with different teams, been around different players," Bloom said. "So, he has a lot of knowledge about rushing the passer in different things, using his hands, and specific moves, and he does a nice job of sharing that and showing leadership in that area with the other players."

Key knows some of the faces have changed around him on the defense.

He's been around the league long enough to know nothing stays the same.

"Harold is not here, but we have to move on," Key said. "We have to make sure the room is right. We have a lot of rookies in our room, so a lot of technique areas we have to fix, and just getting them caught up in the NFL game of football. … The new guys are energetic, especially Femi. But these guys are hungry to come in and play, and they know they have to help us. It's a great group."

Key, known for his big personality and outgoing way, said he's more than willing to help lead.

After a 3-14 season, he said there's an urgency around the team to fix the problems from a year ago.

He's ready to step up, and speak up.

"Femi, he comes up and asks questions about different pass rush techniques, because he is new at outside linebacker," Key said. "Yeah, we talk a lot. I feel like I am coaching now, but it's all good. I love it."

# # #

ARDEN KEY IS SET TO PLAY CRITICAL ROLE FOR TITANS' DEFENSE, WRITES MIKE HERNDON

BY MIKE HERNDON, COLUMNIST PAULKUHARSKY.COM AUGUST 2, 2023

NASHVILLE, Tenn. -- It has been impossible not to notice Arden Key early in Titans' training camp.

When the free agent addition isn't popping up in the backfield again… and again… and again, he's – loudly – rooting on his defensive teammates and chirping at the offense. His energy level is intense and unrivaled among players on both the current Titans squad and any other version of the team that I've covered over the past six years.

Key brings an easy smile, a big personality, and a loud voice to a team that has sometimes lacked that type of presence. Defensive coordinator Shane Bowen talked on Tuesday about him being able to bring some teammates along, which can be an asset for a team over the grind of a 17-game season.

Of course, being loud and energetic means nothing if there isn't production to go along with it. Practice sacks don't count, but if they did, Key would probably already be ready to renegotiate his contract. His current running total – as estimated by Key and Austin Stanley of AtoZ Sports – is now at 14 through his first five training camp practices in Tennessee, including a seven-sack day last Friday.

Speaking of Key's contract, it's worth noting that he received the most guaranteed money ($13 million) of any of the Titans' veteran additions this offseason, including DeAndre Hopkins ($10.98 million) and the man often tasked with blocking him in camp, Andre Dillard ($10 million). That's a pretty clear indication of how Ran Carthon and Mike Vrabel viewed him as a free agent and it makes him one of a very short list of Titans players who are virtually guaranteed to be on the roster in 2024.

Key was the first name I mentioned back in February when I previewed the market for edge rushers. As I wrote then:

"The best options aren't big names, but could be good investments, starting with Arden Key, who saw his career get revived in San Francisco in 2021 and then provided good value as a rotational rusher for the Jaguars last season.

His 18.1 percent win rate was 15th among 49 edge rushers with at least 325 pass rush snaps last season, sandwiched between Montez Sweat and teammate Josh Allen. He'll be 27 next season and seems to still be ascending as a player at the NFL level after a slow start to his career."

Key's career has become quite a redemption story. After breaking out with 11 sacks as a sophomore at LSU, he was largely viewed as a future first-round pick. Injuries and off-field issues, which included him checking into rehab for marijuana addiction, dropped his draft stock in 2017, leading to him being selected by the Raiders in the third round with the 87th overall pick.

In Oakland, he was thrown directly into the fire, playing more than 50 percent of snaps in 13 of 16 games as a rookie for the league's worst defense. Key struggled to produce, notching just one sack despite heavy playing time.

He was reduced to a rotational role in 2019 and had his season ended early by a foot fracture, producing no sacks and just 12 total pressures by PFF charting. After getting healthy before the start of the 2020 season, Key remained in a depth role, contributing two sacks in over 14 games. Before the start of the 2021 NFL draft, Key was released by the Raiders.

Key's time with the Raiders was clearly a failure, but there are some advanced numbers that suggested the career rebirth that we've seen over the past two years was coming. His pass rush win rate, again as charted by PFF, went from 9.1 percent in 2018 (60th among 109 qualified edge rushers) to 11.2 percent in 2019 (38th out of 118) to 11.6 percent in 2020 (36th out of 117).

Next came an extremely smart move by Key.

He signed a one-year, $1 million contract to go play under defensive line guru Kris Kocurek in San Francisco, a man widely viewed as the best in the business at developing young pass rushers. Despite playing just 35 percent of defensive snaps on a loaded defensive line that also featured Nick Bosa, Arik Armstead, Samson Ebukam, and D.J. Jones, Key produced career highs in sacks (6.5), total pressures (39), QB hits (14), and pass rush win rate (11.8 percent) while lining up all over the 49ers' defensive front.

That breakout season earned him a pay raise, and he signed a one-year, $4 million contract in Jacksonville, where again, he found himself in a rotational role behind Josh Allen and first overall pick Travon Walker. Like in San Francisco, Jaguars defensive coordinator Mike Caldwell deployed Key all over the defensive line, giving him almost 100 snaps as an interior rusher as well as his rotational spot on the edge. Key's performance continued to improve, setting yet another career-best mark in pass rush win rate at 13.8 percent to go along with 51 total pressures and 13 QB hits.

While in Jacksonville, Key also produced the highest PFF run defense grade that he's earned in his career at 75.1, good for 17th among edge rushers, something that the Titans will want to see expanded as he transitions into more of a full-time role.

There is good reason to believe that Key's best football may be ahead of him as well. He's still just 27 years old, and by his own self-admission,

has grown a lot over the course of his five-year NFL career.

While talking to the media – and teammate Azeez Al-Shaair – on Tuesday, Key claimed that he "used to be fat" during his time in San Francisco, something he's focused on during training over the last two offseasons. His performance in training camp to this point indicates that the increased focus on conditioning has paid off for the talented edge rusher.

What will be fascinating to watch as the season begins is how the Titans choose to deploy their pass rush pieces. Both Denico Autry and Key have inside-outside versatility from a rush standpoint as Key has primarily lined up as a defensive tackle on third downs for both the 49ers and Jaguars the last two seasons. That's something Autry has done frequently since signing with Tennessee in 2021. In fact, Key mentioned Autry last week as a guy who he's studied and modeled some of his game after even before joining him with the Titans.

That versatility should allow Bowen to hunt matchups throughout the season and keep defenses from knowing where any of the Titans' top pass rushers might be lining up consistently.

To get a feel for Key as a player, let's look at some snaps from last season in Jacksonville, starting with his usage as an interior pass rusher. This first clip features Key lined up in as a three-technique in the gap between the left guard and left tackle. He uses an impressive chop-swim combo to beat Dalton Risner and sack Russell Wilson.

Here is another similar rep.

Key's positioning is even wider here as he's lined up outside of Titans' right tackle Nicholas Petit-Frere, but he quickly jumps inside and uses another swim move to beat Jordan Roos and flush Josh Dobbs from the pocket. Key was a menace in both matchups against Tennessee last year.

While I think he's most effective rushing from inside, Key can also create pressure as a traditional edge rusher. Here, he beats Broncos left tackle Calvin Anderson with a nice cross-chop move, forcing a rushed throw from Wilson.

And here, he uses his hands to get inside leverage against Cowboys left tackle Tyler Smith and pushes his way all the way to a sack of Dak Prescott.

As I mentioned above, Key scored highly as a run defender last season and the tape backs it up. He only played limited snaps on early downs, but when he was out there, he was effective at setting the edge as he does here against Tyler Smith. This is textbook from Key here.

I'll finish with something that was a bit of a surprise for me when I really cut on the Key tape… his motor and instincts are outstanding. Here, he flashes high-level awareness as he notices the back leaking out for a screen during his pass rush, redirects, and breaks up the play, nearly grabbing a one-handed interception in the process.

Key's motor was non-stop on tape, constantly making plays like the one below where he chases down a screen from the backside of the play and puts a massive hit on Chargers running back Joshua Kelly.

Key's fit into this defense is excellent, especially from a pass-rush standpoint. No team likes to use games and stunts up front more than the Titans and Key should thrive in that scheme with his athleticism benefitting from playing with two of the best "pickers" in the NFL in Jeffery Simmons and Autry.

I'd describe Key's game as a mash-up of Landry and Autry, bringing some elements of Landry's athleticism and Autry's length and power to the table for a unique blend of skills.

The Titans' ability to mix and match where Simmons, Autry, Landry, and Key all line up along with the talent level of those four players give Mike Vrabel's defense one of the best fronts in the NFL heading into 2023, and early returns on Key suggest that we all may be underrating what this group could be.

# # #

HOW TITANS RETURN MAN MASON KINSEY'S LIFE CHANGED TUESDAY

BY PAUL KUHARSKY
PAULKUHARSKY.COM
DECEMBER 12, 2024

NASHVILLE, Tenn. – Mason Kinsey was very conscious of the time on Tuesday.

"I was checking my phone all day, like "Please, please, please, please," he said. "Then I was with my fiance and I was like, 'Hey, check your phone, what time is it? And she said, "4:03" and I was like, 'We made it!'"

When a player is on an NFL roster at Tuesday 4 p.m. CT, it ensures he is paid for the week.

But this week for Kinsey, it was more important than that.

It meant he was on the 53-man roster for a third game, and three games make for a credited season. Three credited seasons with five years of service make him fully vested. Fully vested NFL veterans get a wide array of benefits.

Life-changing benefits for an undrafted rookie who came out of Berry College in 2020, was released from New England's practice squad twice and has been waived by the Titans on seven different occasions.

"It's awesome," he said. "Now I have the pension plan, which goes from being nothing to a decent amount of money per month when I turn 55 which is damn near a mortgage for a house, you know what I mean? With the health benefits and insurance, I recently just got engaged, and being able to put my future wife on insurance that will last after football, that's an expense I won't necessarily have to worry about. You're eligible for severance pay, so there is some money to be given out the first year that you're done with football.

"From my perspective, I think about getting a game check (for the weeks I've been active, currently about $55,000), just from being a p-squad guy a lot of my career. The money that you see in the long run, is 10-fold or more the amount of a game-check so it's more of a long-game goal that I've really focused on and hoped for, 'Man, I really want to get this.' To finally be able to get it, it's definitely a blessing."

Here is Kinsey with details of the puzzle that makes him vested when on the Titans' roster passed out Thursday he's listed as a second-year player:

"My rookie year was Covid, so you only needed one game to get a credited season, and I got cut. I was in New England, didn't get a game, they released me around Thanksgiving. They were out of playoff contention a week or two later and they called a bunch of guys up to get a credited season. So technically I was one game short my rookie year.

"My second year, I played in two games, so I was one short my second year.

"My third year I played in two games, so I was one game short my third year.

"Then last year I played six.

"Then this will be three this year.

"So I got my credited seasons from last year and this year. And they're going to go back and count 2022 as credited, which gives me the pension, the 401k, all the health insurance, the severance pay, all that stuff.

They give me 2022, because technically one of the rules is to become fully vested you have to have three credited seasons or five years of service, and when you have five years of service – just because the average NFL career is what, two years, two and a half years, whatever it is – once you get to that five years of service they go back and give you one of your practice squad years and count it as a credited season.

"I don't know necessarily why, I just know that's a rule and I'm glad that it is one. They will give you back your latest practice squad year.

"And they go back and they match your 401k, which is probably the biggest part, because they match it two-to-one. If you're a practice squad guy or a rookie they only match two to one up to $1,500, the max you can get is three grand. If you get a credited season, they two-to-one match it to the max.

"From 2021, 22, 23, 24 I've maxed it out every year so they've got to go back and give me all that.

"In 2022, I want to say the max you could put in there was $19,000 or 20,000 so I maxed it out then, so they owe me $40,000, they already put $3,000 in there so technically they owe me $37,000.

"My first two years I was just struggling to stay in it, but around 2022 I became aware of all of this.

"Now I need to find something else to chase. I played six games last year, hopefully I can play these last few this year. Next year shoot to play the whole year. And an explosive return, punt return touchdown. We want to go get this one for Cally (Brian Callahan) and Colt (Anderson)."

# # #

HOW – AND WHY – TITANS TACKLE JC LATHAM LOST 33 POUNDS THIS OFFSEASON WHILE SWITCHING SIDES ON THE OFFENSIVE LINE

BY JIM WYATT
TENNESSEETITANS.COM
MAY 29, 2025

NASHVILE – JC Latham can't say he wasn't warned.

Leading up to and during his rookie season, the Titans offensive lineman said those around him told him to watch his weight, how it could sneak up on him if he wasn't careful.

When Latham was feeling good, and playing well, he wasn't overly concerned.

But the team's first-round pick from the 2024 NFL Draft didn't play up to his own expectations as his rookie season neared an end. He was especially troubled by his performance against the Texans during the second half of the year.

So, when the season ended, he made it a point to get his weight in order and come back in much better shape for 2025, when he'll switch from left tackle to right tackle.

"I felt a lot heavier, and slower (at the end of the year), and it was embarrassing for me," said Latham, who started all 17 games at left tackle last season. "That's when I had a talk with (offensive line coach) Bill (Callahan) about the level, and the standard that we want to play at, and that I can hold myself to, that I know I can play at.

"So going into the offseason my biggest focus was to get into a lot better shape and lose a lot of weight."

The 6-foot-6 Latham, who is listed at 342 pounds on the team's current roster sheet, said he ballooned to "365 to 370 pounds" at the end of last year.

Latham said he currently weighs 337 pounds, which was below the team's goal of being in the 340-345 range, and he wants to play at 325 pounds in 2025.

"Looking at a lot of the top tackles in the league," Latham said, "the majority of them are 320-325, or anywhere less, depending on their play style. So, I know they wanted me at 340, but we talked about it, getting to that 325-range is where I need to be."

Latham said he changed his diet after meeting with nutrition coordinator Lauren Silvio, and he got a plan for an ideal weight. He began counting the calories he can consume each day, and he followed a meal plan. He's cut out fast food, and is now eating more fish, and granola bars.

He can tell a difference in the weight loss in the offseason program.

"The conditioning, the running in between," Latham said. "In plays, in drills, being able to finish a lot longer, move a lot more fluid, the foot speed. Everything (feels better) because when you have weight on you it is going to slow you down in your movement."

In addition to his weight change, Latham is also changing positions.

With the addition of veteran Dan Moore Jr., who will play left tackle, Latham is now working at right tackle, a position he played at the University of Alabama.

Latham said he's happy with the switch, and he feels comfortable.

"I'm a team player, so wherever they need me to play, I'll play anywhere," Latham said. "It's all about the team and whatever I can do to help the team win, it's what it's all about it."

# # #

FROM MOTOR CITY TO MUSIC CITY: TITANS FIRST ROUND PICK JC LATHAM ARRIVES IN NASHVILLE, AND HE'S READY TO GET TO WORK

BY JIM WYATT
TENNESSEETITANS.COM
APRIL 26, 2024

NASHVILLE – A lifelong dream became reality for JC Latham on Thursday night in Detroit.

A day later, the newest member of the Tennessee Titans opened up his portable gaming monitor on the plane ride to Nashville, and he played Madden – as the Titans.

"It was surreal," Latham said with a smile. "It's a surreal moment, knowing I'm a Titan now, and I'm finna be in the game. It's a great feeling."

Latham slept a few hours last night in Motor City, after being picked 7th overall in the first round of the NFL Draft.

When he woke up, he noticed the text messages and DMs had piled up even more from the night before. Former Titans lineman Taylor Lewan congratulated him, and new teammate Calvin Ridley followed him on social media. On Thursday night, Titans quarterback Will Levis and offensive lineman Peter Skoronski FaceTimed him, welcoming him to the team.

"At some point, I'm going to get back to everyone who wished me congratulations," Latham said. "But it's going to take a while. I probably got like a thousand."

Yes, after playing at the University of Alabama the last three seasons, Latham is now a Titan.

On Friday morning, he boarded a plane in Detroit with his mom, dad, stepmom, brother, girlfriend, and his best friend, and went from Motor City to Music City.

A few hours later he was entering the front door at Saint Thomas Sports Park, where he was greeted by Titans controlling owner Amy Adams Strunk, along with Kenneth Adams IV and Barclay Adams from the team's ownership group.

Titans General Manager Ran Carthon also greeted Latham with a handshake and a hug, and so did head coach Brian Callahan.

Levis was on the lobby as well, welcoming him to town.

"How was your draft night?," a smiling Levis asked Latham.

Latham said it was great, and his first day in the facility as a Titan was officially underway.

"It's been crazy busy," Latham said of the last 24 hours. "But it sums up everything I have been doing, having traveled all over the place and meeting so many people. This is kind of like a crash course on everything."

Latham, who made a pre-draft visit to the Titans earlier this month, took another tour of the facility on Friday. He saw his locker inside the team's locker room, and he walked around the indoor practice facility.

He also picked out his NFL number. Latham wore 65 at Alabama, but that number is retired with the Oilers/Titans organization. Hall of Famer Elvin Bethea wore 65 for the Oilers during his 16 seasons with the team.

"But 55 will do me just right," Latham said, smiling again. "That was my number originally."

The 6-foot-6, 342-pound Latham also grabbed lunch in the cafeteria.

"I had me some barbecue chicken," Latham said. "Had some macaroni & cheese, baked beans and some broccoli, too."

Latham, who made a total of 12 30 visits leading up to the draft, said after a whirlwind life the past few months, he's ready to play football.

Latham played in 41 games at Alabama over the past three seasons, with 27 starts. He was a first team All-SEC selection in 2023, when he started all 14 games at right tackle. Latham was also a second team Associated Press All-American in 2023.

Carthon said on Thursday night the team plans to start Latham out at left tackle in the NFL.

"Every night I am thinking about it, every time I put some music on," Latham said of playing his first game. "Every single hour of the day that goes by, it's like, 'pretty soon you are going to be (on the field).'

"I'm just so happy to be here, and ready to get going."

# # #

TITANS DRAFTED JC LATHAM TO PLAY LEFT TACKLE — BUT HE PLAYED ON RIGHT SIDE AT ALABAMA

BY NICK SUSS
NASHVILLE TENNESSEAN
APRIL 25, 2024

JC Latham played 1,753 snaps in three years at Alabama. A big, whopping zero of them were at left tackle.

Meet the Tennessee Titans' new left tackle.

"We're going to start him at left tackle," Titans general manager Ran Carthon said Thursday night, minutes after selecting Latham with the No. 7 pick in the 2024 NFL Draft.

One year after drafting All-American left tackle Peter Skoronski in the first round and bumping him inside to guard, the Titans took a first-round right tackle and move him to the left side. They're confident in his traits. His 6-foot-6, 342-pound frame. His power. His ability to anchor himself in pass protection. His athleticism that led coach Brian Callahan to say: "There's not a whole lot of guys who look like him on Earth."

Latham played left tackle in high school, as the best linemen often do. But he flipped to the right side when he got to Alabama out of courtesy to upperclassman and eventual top-10 pick Evan Neal. Neal headed to the NFL after Latham's freshman year, but Alabama passed the left tackle baton to Tyler Steen, the Vanderbilt transfer who became a third-round pick in 2023. Heading into Latham's junior year, Alabama brought in five-star recruit Kadyn Proctor, who immediately produced as a freshman All-American at left tackle, with Latham staying on the right side.

"There's a precedent. Guys have played right and played left and made the switch," Callahan said. "It's not super uncommon. It's happened before. We have a comfort level with the player and the athlete and what he's capable of. Having him go to left and starting out there, look, if he doesn't feel comfortable there and it doesn't look natural, we'll move him back to right. Like I said the other day, we need tackles, period."

JC Latham: Tennessee Titans OT history

Latham is quick to point out this won't be the first time he has switched positions. Or the second, for that matter. When he transferred to IMG Academy in Florida after his sophomore year of high school in Wisconsin, he was a defensive end. And a good one at that, ranked the No. 8 overall prospect in his class by Rivals.com. But he got to IMG, arguably the nation's premier college feeder program, and had other talented defensive ends in front of him.

So, just as he'd later do because of Neal, he saw an opportunity and changed positions.

"I was the No. 2 player in the country, No. 1 at my position, after two seasons," Latham said. "One of my closest friend's family tells me that success is when preparation meets opportunity. I hold that near and dear to my heart. I apply that as soon as I get into the building and get to work."

But can he play left tackle for the Titans? Quarterback Will Levis was bullied, bruised and battered from his blind side as a rookie, and his predecessor Ryan Tannehill dealt with the same level of punishment for the year and a half prior. The Titans allowed a higher pressure rate on pass plays than any team in the NFL in 2023.

The team is clearly investing in and building around its passing attack with Levis, receivers Calvin Ridley and DeAndre Hopkins, dual-threat running backs Tyjae Spears and Tony Pollard, high-priced center Lloyd Cushenberry III and Callahan's experience as a quarterbacks coach and offensive coordinator. Finding a left tackle was the last step, and arguably the most important one.

But as Callahan sees it, the Titans didn't explicitly need a left tackle. They needed a good tackle. And that's how they see Latham.

"He almost expected (to move to left tackle), which is the attitude you want guys to have," Callahan said. "I think he possesses the requisite traits to do it. There's not going to be too many guys that are going to turn down a chance to play on the left side, either. They all think they can do it. So I think he's fully capable of it."

# # #

INSIDE THE EDUCATION OF TITANS QB WILL LEVIS

BY ALBERT BREER
SPORTS ILLUSTRATED
MAY 28, 2024

NASHVILLE—Will Levis had been in Tennessee Titans coach Brian Callahan's office for all of five minutes, still in workout clothes after finishing a May OTA day filled with practice and meetings, and Callahan shot Levis a smirk as he fired up footage of the quarterback's first start.

I'd asked Callahan to take me through some tape to show why he was so all-in on Levis, to the point where the Titans, in Callahan's first year and in possession of the seventh pick, didn't so much as sniff around on the quarterbacks available high in the draft. The first play he showed was a first-and-10 at Tennessee's 36 in the first quarter, right after the Titans converted a fake punt, with Derrick Henry square behind Levis and tight ends to each side.

"This is one of them," Callahan says, now smiling as if to anticipate the reaction. "Some of these play-actions, some of these deeper shots. I watched this …"

"This is a stupid f---ing throw," Levis interjects with a grimace.

"I didn't have to have to say it," Callahan responds. "But, yes. That's the point."

We'll go through this particular snap in-depth in a bit. But for now, in a nutshell, what would play out on the screen was a microcosm of how Callahan's initial, and more thorough, study of his quarterback had gone. On one hand, on this play, the coach saw a 24-year-old make a throw that no more than a couple of dozen people on the planet could execute. On the other hand, as Levis intimated himself, the throw was also the wrong one to make.

So continues the education of Will Levis.

It's been a weird road here for the first pick in the second round of the 2023 NFL draft. He flashed early on at Penn State from 2018 to '20, but was stuck behind veteran Sean Clifford. His stock soared after his '21 transfer to Kentucky, with his arrival coinciding with the hire of offensive coordinator Liam Coen from the Los Angeles Rams. Things weren't as smooth in '22 after Coen's departure, which left Levis's draft projections—after five collegiate seasons—scattered all over the map. He fell out of the first round and landed with the Titans.

Now, he's here in Nashville, entrenched as the starting quarterback after nine up-and-down starts last year with a lot to prove. His first NFL coach, Mike Vrabel, is gone. He's fully aware of how things might've gone a different way with a different hire.

Instead, this latest turn just so happened to break his way.

Levis plans on taking advantage of it—and paying off the gamble by Callahan and the Titans. Reaching the comfort level the quarterback and coach have already, with brutal honesty on the agenda daily, is just the start, as Levis sees it.

June's almost here, offseason programs are in high gear and the NFL break is right around the corner. Here's what we've got in the takeaways …

• Why Patrick Mahomes is even more valuable to the Chiefs than you might think.

• A timeframe for, and the trouble with, an 18-game schedule in the NFL.

• The only player who was the subject of trade talks at the top of the draft.

And a whole lot more. But we're starting with Levis, the Titans, and the chance for everyone to take advantage of a unique opportunity.

Tennessee Titans coach Brian Callahan

Callahan and the Titans are gambling on Levis developing into a top-tier NFL quarterback. / Nathan Ray Seebeck-USA TODAY Sports

Callahan's research ahead of the 2023 draft into Levis was cursory at best. He was the OC in Cincinnati, the Bengals have Joe Burrow, and there were better uses of his time than to grind tape on a player his team was never going to pick.

So while a little film work, and a little more from Bengals quarterback coach Dan Pitcher (who'd watched Levis more intently) gave Callahan some depth of knowledge going into his January interviews, he had catching up to do as he prepped for his four Zoom interviews. The one he did with Titans GM Ran Carthon revealed, to both, a level of chemistry everyone wanted to explore, which was one reason why Carthon pushed to get Callahan in-person for a second interview the Monday (Jan. 22) after the divisional playoffs.

With Tennessee up first, and Carolina and Atlanta slotted for their second interviews with him that Tuesday and Wednesday, Callahan crammed on those three. It meant studying rosters in general, quarterbacks in particular and, as part of it, Callahan watched four full games of Levis, along with cut-ups of all of his 2023 pass attempts.

"Every time I watched him, I was like, 'This guy's a pretty good player,' " Callahan says. "And I think everybody was a little shocked that he slipped the way he did [in 2023]."

Callahan communicated to Carthon, president of football operations Chad Brinker, and the rest of the Titans crew what he saw, which was captured succinctly on that Week 8 snap against Atlanta—Levis had what you can't coach, and could be coached up on what he wasn't bringing to the table yet.

Callahan told the Titans, in fact, that a lot of what he saw in Levis's 2023 rookie tape matched the Kentucky tape from '21, when the quarterback broke through working with Coen.

"You see he's athletic, he's strong, he's tough," Callahan says. "He'll stand in the pocket and he's got a great release. It's quick. And he's got a really legitimate arm. And he will play a little bit in that kind of swashbuckling style. He was trying to earn guys' respect. He was trying to show people he could play. That's part of earning your way as a young quarterback. He did some things that I think that his teammates rallied around, which was fun to watch."

Carthon's instinct on Callahan was confirmed quickly, and the Titans never let him leave Nashville—hiring him that Monday before he could even get on the plane to Charlotte. In turn, with the perception that Tennessee—with Ryan Tannehill a free agent—had uncertainty at quarterback, Callahan acted quickly. His first call after being hired was to two-time All-Pro and captain Jeffery Simmons, and his second call was to Levis.

He told the quarterback he wasn't going in with any preconceived notions, which was music to Levis's ears after his personality had been dissected nonstop before the draft. He told Levis he just wanted him to be himself.

"I remember being very at ease," Levis says. "He instilled a lot of confidence in me as a player and did his best to explain to me what he saw on tape with me and that he was excited to coach me and that he knew that I could be a great player in this league. To hear that from a dude who's going to be walking in, leading the charge for hopefully a long time from here on out, was cool."

And as Carthon, Brinker, Callahan and the coaches and scouts dove into their draft prep, it only reinforced what the coach said to the GM in their interview about Levis.

"I'd told Ran the truth," Callahan says. "I said he has real talent, real ability and I think he's got a chance to be a very good starting quarterback in the NFL. He's got enough tools to where his ceiling is high. If he's all the things mentally you need to be to play quarterback, his physical talent, it's a high ceiling. He's got a chance to be (a) really, really good, top-end starting quarterback. And I believe that. …

"[The scouts] still do their due diligence and put grades on guys and all that. I had the conversation with Ran. Part of it was like, If Will's coming out in this draft class, I don't know that I feel like anybody is better than him at this point."

It may sound like a strong statement to make, given the type of class that was coming.

That said, it was backed with actions. The Titans didn't have any quarterbacks to Nashville for visits prior to the draft, and they didn't have big contingents at their pro days, either. The assumption had been, from the start, that Tennessee would take a tackle. That's exactly what it did, selecting Alabama's JC Latham with the seventh pick.

Meanwhile, the Titans spent the money they were saving in having a cheaper quarterback to support Levis, signing top free agents Calvin Ridley, Tony Pollard and Lloyd Cushenberry, which helped fortify the foundation of younger talent they'd be bringing along.

So, the idea goes, one way or the other, they'll know if they're right on Levis faster than they might have otherwise.

Tennessee Titans receiver DeAndre Hopkins and quarterback Will Levis

Levis tossed four touchdown passes in his rookie debut last year, including three scores to Hopkins. / Andrew Nelles / The Tennessean / USA

Now, we can go back to that first-quarter play against the Falcons, and a few more from that game that explain the gamble, with Callahan holding the clicker and Levis following along.

The two paint a vivid picture of where they're going.

• On that first play, Levis carries out play-action to Henry to his right, and drops straight back in the pocket. As he sets up, Atlanta clearly isn't fooled. Nose tackle LaCale London's quickly in Levis's face, as he looked to his left. London gets to Levis, knocks him off-balance, and Levis somehow wills the ball deep downfield and to his right, just outside corner Dee Alford and past safety Richie Grant. It fell incomplete, but hit Treylon Burks on the hands.

Meanwhile, tight end Chigoziem Okonkwo was wide open in the opposite flat, releasing late into his route, as the play intended, to give Levis an outlet.

"This was not an advisable throw, nor was it an advisable position to be in," Callahan says. "It was like, Holy s--t, this is not smart. I look at it as I go. God, if Will can just learn that on a first-and-10, let's just throw the ball right there in the flat. That's Chigs in the flat. Chigs in the flat is going to catch this ball, and he's going to run for 12 yards and it's going to be first-and-10 again at the 50-yard line. Instead, Will's trusting his arm and his ability."

"That's a clear out," Levis adds. "We're trying to take the safety out of it, throw the dagger behind it. Dagger slips. I can sort of see out of the corner of my eye that the clear wins. I'm trying to pull him to the sideline. Just come down and take the check down."

"The other part of this, it's a f---ing unbelievable throw," Callahan continues. "You watch it from the end zone, there's a guy in his face, it's horrendous eyes, horrendous progression, guy bearing down on him. He can't step into the throw. This guy's 40 yards down the field, and he just sort of flicks it while he's getting hit and drops the ball right in his hands. It's an incredibly accurate

throw for what was going on. I'm watching this, I'm like, Goddamn."

Gathering himself, Callahan then summarizes: "First of all, decision-making can be coached. This right here, you don't coach that. Will's mom and dad gave that to him."

• The next play was a third-and-1 from the Titans 48, with Tennessee down 3–0 at the end of the first quarter. From under center in an I-formation with two tight ends, Levis carries out play-action to his right to Henry, then is patient in letting Henry leak out to the flat.

With Atlanta linebacker Nate Landman blitzing, Levis calmly stands his ground, and feathers a ball over Arnold Ebiketie's head to Henry, who turns it upfield for 5 yards and a first down.

"I was watching this game and I was like, Man, this reminds me of the junior year tape that I watched from Kentucky," Callahan says. "This doesn't seem like much, but this is a third-and-1, and this is thrown to a back that generally isn't a great catcher of the football. Just knowing that, he puts it in an accurate spot and puts a little touch on it so he can handle the ball. Small, minor thing, but just shows some awareness."

"This is one of my favorite plays of this game, too, just for that reason," Levis adds. "This wasn't the premier [option on the play]. We're trying to get to the shallow backside, have him get lost and come back. We always say if we have the back, take it. He's there. There's [a linebacker] in my face, not a throw that you necessarily practice. You got to get it up and down, put it in his hands, just let him get the first."

Callahan then says, "What I kept reminding myself of when I'm watching the game, I'm like, This is this kid's first start. He played the game like someone who's played the game. It didn't look, at any moment, like the game looked too big or too fast. I didn't feel like I was watching a rookie."

Levis, by the way, hit DeAndre Hopkins for a 47-yard touchdown on the next play.

• From there, Callahan pulls up a third-and-3 with 10:29 left in the first half. Levis identified the coverage, saw a look, and took a shot—standing in with Calais Campbell closing on him, and delivering a perfect pass down the right sideline that hit Treylon Burks on the hands. It was incomplete but subtly showed things the earlier shot did, too.

In watching it, Levis immediately mentions how off-rhythm he is during the play. The key, though, and the reason Callahan is showing it is because it almost didn't matter.

"Bad timing, bad footwork, but I like the decision," Callahan says. "I had a feeling that there was probably some alert here and there was a go route that was versus the press. Great, he's got it, take it. The timing was wrong. The footwork was bad. This is the same idea as the first play. These are all things that are incredibly easy to fix and incredibly easy to impart the knowledge where, OK, good, you want to take the go route."

Except that, as Callahan continues, "If you knew it was zone coverage and you just wanted to take a completion on third-and-3, that is situational awareness."

And, indeed, slot receiver Kyle Philips was open in the flat, running a pivot route out of a bunch look for an easy first down.

"Early in the game, we got pressed and I didn't throw it," Levis says. "Coach said next time we get any press with Treylon, let's hit the go. If it's first or second down, take it. Or third-and-long, yeah, take it. But that was in my head. It's third-and-3. I see press, I'm on it, but I know the situation. I know that pivot's going to get it."

• After that, Callahan puts up a first-and-10 at the two-minute warning that looks like, well, not much. Levis drops back off play-action, subtly shuffles to avoid the rush, and puts the ball on Okonkwo a little low. Okonkwo drops it, but still there's a lot for a coach to like.

"Watch his pocket movement, a little slide away from the pressure, trying to buy himself an extra second, off-platform throw but still accurate, puts the ball in a good spot, obviously it's a drop," Callahan says. "That's NFL quarterbacking. That's what it looks like. That's what your pocket looks like. That's what the throws feel like. It was just the subtleness of how that played out, you're like, This doesn't feel like he's making his first start."

"This is the play all day," Levis says. "We're running play-action off split zone. Tight end's going to take the Will [linebacker] here. He's thinking he's blocking it. He's coming up the pipe. We're clearing out the safety and the corner on the front side. Those two receivers, it's really Chig down to the running back. … I could lead him to the sideline more. The movement probably changes the location."

"If you're nitpicking," Callahan adds, "you'd love to see him hit him in stride on the move so he doesn't have to stop and turn."

• Callahan wrapped up the film session with the final two big-play touchdowns of Levis's four-touchdown afternoon. The first one was good for 61 yards to Hopkins and the second for 33 yards to Nick Westbrook-Ikhine.

On the Hopkins score, Callahan says, "He puts the ball … it's in a great spot. It's a big touchdown. I don't know how you couldn't watch this and not be like, Hell, yeah, I want to coach this guy."

"Earlier in the game, we were seeing these safeties getting a little [aggressive] with the depth they were playing at, really when they ran their quarters coverage," Levis adds. "This is his cloud, and he's still very aggressive inside. Seeing that inbreaker (route), he's playing that, and we end up, we would call

it pump, so we'd pump to the inbreaker. He's just showing like he's coming in, safety stutters his feet for a second, throw it behind him."

Touchdown, Titans.

And on the second snap, playing the tape back, Levis rolled right, had two defenders coming free at him, and threw the ball back to the left corner of the end zone for the score.

"They're running the corner post here, and you get Jesse Bates in the post who's a smart player but a little over aggressive and you get the win," Callahan says. "To throw this ball with two guys bearing down and just putting it in an unbelievable spot, I didn't need to watch a whole lot more after I watched this game."

Tennessee Titans quarterback Will Levis

Levis goes through offseason workouts learning Callahan's offense. / Denny Simmons / The Tennessean / USA

Then, there was the other part of the assessment on Levis coming out—his personality.

Some of it Levis understands, and some of it he sees as ridiculous. And headlining the latter category is all of the stuff you've seen on social media. That he eats bananas with the peel on. How he puts mayo in his coffee. Which, he gets, is largely his own doing.

Carthon told Callahan that he'd addressed the stunts already with the quarterback. The GM's stance to his 2023 second-round pick was that if what everyone saw on video really is Levis, then roll with it. But if any of it was an act, or a swing at boosting engagement on Instagram or TikTok or whatever else, he should knock it off.

Callahan called the hysteria over it "really bizarre" and Levis agrees.

"It was mostly people that don't know me," he says. "Any team or any coach that got a chance to sit down with me and understand who I am as a person realized that, sure, that's definitely part of my personality, but it's nothing that you should be worried about. I don't regret it at all. I still think it's funny. It's still something that I get a laugh at. That's the reason why I did it. I don't care how people responded to it.

"It's something that I enjoyed and got a little laugh out of. And, hopefully, that's the case [for other people]. Then I'm happy about it. It's all good, and it's something that's going to be tied to me forever. A little Hellman's marketing deal came out of it, too."

The other part is, well, actually important to Levis's professional success.

The same way teams raised it in the pre-draft process, Callahan and Carthon discussed it as they got to know each other—Levis can come off as, and really can be, wound pretty tight. And the coach was explaining it this Thursday afternoon as Levis was walking into the room. Callahan didn't stop, or pause, as the quarterback sat down. "Come on in, Will," he says before continuing. None of it was anything that they hadn't already talked through.

"It doesn't have to be head down all the time," he says as Levis sits down. "You can be relaxed and you can enjoy the process and you can enjoy practice and you're gonna enjoy communication back and forth. I think those things are where you start."

"It's been tough," Levis says. "I'm just hard on myself. That's [the] individual I am. I mean, I have very high standards. And if I'm not perfect, it's easy for me to get down on myself sometimes. But with a new offense, for the first time, taking the reins and having the ability to be the guy, I definitely felt that at first."

On the flip side was the intent of not just fishing around the quarterbacks in the draft, but giving Levis the job from the start—the hope being that he, Callahan, OC Nick Holz and quarterbacks coach Bo Hardegree could accelerate the process of establishing trust.

That was key for a guy who hasn't had the same OC in consecutive years since he was a teenager and, as such, is more at risk of getting confused during the learning process.

"Right now, it's our first time as a team going through it all," Levis says. "And I'm able to live in that 100-200 world, but he's starting to mix in, sprinkle in the different layers and further the things that we could think about doing."

Callahan then explained how, from his vantage point, it's part of not just building an offense, but tailoring it to Levis.

The first stage is showing players everything that's available to them. From there, it's going over things a second time during OTAs, and then a third time in training camp to figure out what's best for the group, and the quarterback. That way, when the season starts, gameplans seem like light lifting.

And that'd be much more difficult to pull off if Levis was in some faux competition for the job. As Callahan saw it coming in, that's one big reason why establishing the guy he saw as clearly the best option at the most important position made sense.

Which, again, worked to unwind any tension Levis had, and strengthen their trust.

"I think you do a disservice to guys, particularly if you're drafting them, and you make them compete for a job. Guys need to play," Callahan says. "They need to be put in a position where they are the quarterback. There's something about that that matters to a team and a locker room. If you're going to do it, do it. It all sounds good—He should sit. That's not the reality. That's not the financial reality of the NFL, either. You're trying to take advantage of a young quarterback

on a rookie contract, that's the other part of it.

"There's something about being the quarterback and knowing … when you walk into the building and walk onto the field, you know that you're the quarterback and you know that everyone around you knows that you're the quarterback. It allows you some freedom. Especially when you're a young player, there's no growth unless you make mistakes.

"The problem is, if you're competing for a job, you're not going to be willing to make the mistakes you need to make in order to improve at a rapid rate. You're more worried about the perception of the mistake than actually learning from the mistake. I think that does guys a disservice, and I think it stunts growth when you have to be constantly worried about it. If I know I can make this throw, but it's going to be kind of hairy, and I probably shouldn't, but I'm going to do it anyway. Maybe it takes a hell of a throw, but I can coach off that."

"It's the first time in my career where I've felt comfortable going to a coach and suggesting something, because I feel like I'm comfortable enough with the offense to where I know the machinations of it."

- Will Levis

It'd be silly, of course, to say in May that this will all turn out like things did for Callahan, Zac Taylor and Pitcher in Cincinnati with Burrow. Levis is far from that, which, of course, is something he'd readily admit.

But, obviously, all of these guys think that by doing things this way, like Callahan did with Burrow, Levis is getting his best chance to get there. And that's something Levis feels every day, even in May.

"It's the first time in my career where I've felt comfortable going to a coach and suggesting something, because I feel like I'm comfortable enough with the offense to where I know the machinations of it," Levis says. "That's been cool for me, to be able to speak my mind. And even if they say no, I know at least I tried and we talked about it."

That effectively means that Callahan's intent, to accelerate Levis's development by getting him to trust his coaches and make and learn from mistakes, is being carried out.

For now, it's created a situation where both Levis and Callahan answer quickly when I ask whether they think that the NFL missed on the ex-Kentucky star by letting him fall all the way to the 33rd slot in the 2023 draft.

"Yeah," Levis says, smiling.

"I do, too," Callahan says.

Even better, now Levis has the chance to reward the people around him for having that faith in him—both those who were with him last year, and those that are here now.

"It definitely leaves a little bit of a chip on my shoulder and makes me want to go out there and work and keep showing people that teams might have made a mistake by not taking me," Levis said. "Hopefully I'm that guy that they talk about that did slip, and I can be that example for other kids that are in that same position in the green room like me."

"There's a part of that, I feel it from Will," Callahan adds. "I don't feel this, I'm going to show the world that they were all wrong. I don't feel that. What I more feel, and this is just my opinion of how I see his demeanor, it's more about I'm trying to prove these people right."

"I'm trying to prove this organization right," Levis says.

And the Titans are giving him every opportunity now to do just that.

# # #

HOW WILL LEVIS EARNED LIFETIME SUPPLY OF HELLMANN'S, AND HOW THE 'MAYO MOCHA' RECIPE WAS BORN

BY NICK SUSS
NASHVILLE TENNESSEAN
NOVEMBER 22, 2023

The leaves are changing. There's a chill in the air. Every day gets dark a little earlier. And there's a creamy dollop of Hellmann's mayonnaise plopped in your coffee mug.

You know, football weather.

Long before rookie Will Levis was the Tennessee Titans' quarterback of the future, he was the man who drank coffee with mayonnaise in it. Now he has the pleasure of being both. Back in August, Levis secured a lifetime endorsement deal with Hellmann's, America's biggest mayo brand, to be the condiment's athletic spokesperson. Hellmann's announced the partnership with a faux press conference, in which Levis proudly advocated on behalf of the Mayo Mocha, sipped his signature drink and even ate a mayo-topped muffin for good measure.

"It’s hard to articulate, but people love talking about him," said Chris Symmes, director of marketing for Hellmann's. "He has this charisma that I don’t think you see too often with athletes. He’s clearly very comfortable in front of a camera. He likes to have fun. He’s clearly a very gifted athlete. And people love talking about him. He does stuff that makes people want to talk about him."

The story behind Will Levis' lifetime mayonnaise endorsement

Levis had been on Hellmann's radar as a potential spokesperson since his culinary quirk started going viral on social media when he was still in college at Kentucky. In addition to his coffee experiment, he also gained notoriety for eating bananas, peel and all. The stunts were what they were: stunts. He's since said he doesn't actually drink coffee with mayonnaise on the regular (he's a one-cream, one-sugar guy), but he knows gimmicks attract attention and get people talking.

Brands salivate at the value of charismatic athletes who are game to get silly. Hellmann's sent Levis a care package in February complete with a Letterman's jacket and bucket hat to rep the brand as well as a panini maker and recipes. Still, in the process of preparing for the NFL draft with a cadre of aspiring quarterbacks, Levis said the care package provided him, Max Duggan, Clayton Tune and Dorian Thompson-Robinson roughly a week's worth of meals.

Levis took to TikTok to thank Hellmann's for the haul. Symmes' courtship only intensified from there, culminating in the press conference ad in August.

"I think there’s always some doubts like ‘mayonnaise and coffee, it’s a little peculiar,’" Symmes said. "But that wasn’t really the intent. The key part of this was how Hellmann’s can be used as a versatile ingredient."

Titans quarterback Will Levis squirts mayo onto a muffin in an advertisement for Hellmann's, the company he's a spokesman for.

Versatile for Will Levis, and for Nashville

Ahead of Levis' NFL debut in October, Hellmann's partnered with Humphrey's Street, a nonprofit South Nashville coffee shop with two locations, to make the Mayo Mocha available to curious Titans fans with adventurous palates. Humphrey's Street's baristas competed to perfect the recipe, going through several rounds of drink creation and taste testing, before landing on a concoction that's been described as having a brownie batter or chocolate ganache taste.

The drink was only supposed to be available from Oct. 25-31, but thanks to Levis' four-touchdown debut; positive press for Humphrey's Street's business model of providing job training for teenagers in national outlets such as Axios and Buzzfeed; and customers actually liking the product, the Mayo Mocha has twice returned to menus.

"I personally wish we had done a blind taste test with customers so they didn’t know," said Camille Cannada, senior director of development for Harvest Hands CDC, the nonprofit arm of Humphrey's Street. "Because I don’t think they would’ve known."

For enterprising roasters, Hellmann's recipe for an at-home Mayo Mocha is simple to replicate:

Pour 1 ¼ cups of hot milk into a bowl and whisk vigorously for 1-2 minutes until frothy.

Pour two hot espresso shots into another bowl. Whisk in one tablespoon of Hellmann's REAL mayonnaise and one tablespoon of chocolate or mocha flavored syrup until smooth and well-blended.

Pour into a large coffee mug and top with frothed milk. If desired, add a sprinkle of cinnamon.

'It Must Be The Mayo'

As part of his sponsorship deal, Levis gets a "lifetime supply" of Hellmann's. The average consumer, Hellmann's says, goes through three 30-ounce jars per year. Since Levis' passion for the product outpaces the average consumer, Hellmann's is starting him off with six jars per year and he can request more whenever he's running low.

Levis says he's already on his second shipment.

After Levis threw for 238 yards and four touchdowns in his NFL debut, Titans fans online started rallying together with the cry "it must be the mayo." Symmes jokes that he didn't coin the phrase but he supports the idea.

Hellmann's can't comment on whether there are more projects planned with Levis or how the

partnership has helped sales or boosted their profile. But Symmes says the goal is to get people to use more mayonnaise, and targeting tailgaters and Super Bowl party hosts is part of the plan.

"As a marketer, it’s fantastic to have an athlete/celebrity that is game to do fun stuff," Symmes said. "I think that was evident before he even joined the NFL or the Titans. So I think it gives us, as we think about what the future holds, I think it gives us a lot of freedom to think about ways to partner with him in the future. It’s fun to have different ideas floating around given his willingness to not take himself too seriously and also just have a good time with things."

# # #

TITANS ASSISTANT LORI LOCUST BREAKING DOWN DOORS FOR FEMALE COACHES IN THE NFL

BY TASHAN REED
THE ATHLETIC
OCTOBER 23, 2024

Editor's note: This article is part of The Changemakers series, focusing on the behind-the-scenes executives and people fueling the future growth of their sports.

All Joe Headen could hear was yelling. The Susquehanna Township (Pa.) High School football coach was walking out of a practice in 2010 when the sound of two adults going at it lured him back to the field. Once there, Headen found veteran defensive line coach Rick Pierce and first-year assistant defensive line coach Lori Locust in each other's faces in a heated argument.

Pierce and Locust had a strong relationship, but a disagreement sparked because Locust felt he was taking it too easy on a star defensive lineman. Although Pierce vehemently disagreed, Locust didn't back down. Headen let it play out without interrupting.

"Everybody's like, 'Coach, aren't you going to do something?' And I was like, 'Nah, she's got to earn her stripes,'" Headen said. "And, honestly, that was the moment I knew she was going to be all right."

Locust grew up nearby as a Pittsburgh Steelers fan and pretended to be Hall of Fame linebacker Jack Lambert in backyard pickup games as a child. But her connection to organized football was limited to fandom until the National Women's Football Association, a professional women's tackle football league, brought the Harrisburg Angels to her hometown in 2006. She tried out and made the team.

"I was like, 'Wow, I get a chance to play football,'" Locust said. "And that translated a love of the game to a different love, right?"

In her fourth season, Locust suffered a torn ACL that ended her playing career. She grew up with Headen, and their sons played youth football together. Shortly after while they were sitting together at one of their practices, Locust told Headen of her desire to stay connected to the game. That's when he offered her the opportunity to transition to coaching.

"At that time, there were no female coaches in our area," Headen said. "And it was one of those things where she just fit right in. She knew what she was doing. She knew what she was talking about. The respect factor was there. It wasn't, 'Oh, that's Coach Locust or Coach Lo, my female coach.' It was just straight Coach Lo.

"I didn't realize how intense she was and how far she wanted to take it until we got to about the third year," Headen continued. "She really got bitten by the bug, and that's when she just started putting her nose to the ground and grinding like crazy."

That tenaciousness drove Locust to pursue any coaching opportunity she could find. Over the next decade, she held nine different coaching positions — including coaching at the high school, college and men's and women's professional levels.

In 2019, it culminated in Locust becoming the Tampa Bay Buccaneers' assistant defensive line coach, the first woman position coach in NFL history. The number of women coaching full-time in the NFL has now grown to 15, the most ever.

Locust is a changemaker in the NFL, but while she's part of the push for there to be more woman coaches, she has made it clear that she and her colleagues aren't looking for any handouts.

"You have to be the right fit," the 60-year-old Locust, now a defensive quality control coach for the Tennessee Titans, said. "I've never been one to be like, 'Because I'm in, all women should be in.' You still have to earn it."

The track Locust took to get to where she is — and put herself on course for what she's still hoping to achieve — was filled with obstacles, ranging from unemployment to sleeping in her car to selling off most of her belongings. Navigating that has required unwavering perseverance.

"I never put parameters on how far I could go," Locust said, "and I still don't."

Locust's first role coaching men came in 2013 when she was hired as the tight ends coach for the Central Penn Piranha, a now-defunct semipro team. When team owner Ron Kerr initially brought her on, he received pushback from the staff and players alike.

"Back then, you didn't hear of it," Kerr, now the defensive line coach at Shippensburg University, said. "And they're like, 'Are you kidding me? You're going to bring a female to our team?'"

Locust shined through her attention to detail, tough demeanor and ability to give constructive criticism. Kerr coached the offensive line, so he often had a firsthand view of her work with the tight ends.

There were times during practice when she "dug into their rear ends" over mistakes. But there were also moments during games where she would take time on the sideline to calmly explain how to adjust hand placement while blocking. The players appreciated the balanced coaching style. They listened to her and respected her.

"She was better than some of our male coaches," Kerr said. "I was like, 'She's not going to quit until she makes it.'"

Three years later, Locust was hired as the defensive line coach of the Central Penn Capitals of the

American Indoor Football league. After she helped the Capitals knock the Lehigh Valley Steelhawks out of the playoffs, the Steelhawks hired her in 2017 as their defensive line/linebackers coach and co-special teams coordinator.

Locust often roamed between the offensive, defensive and special teams meetings to expand her football knowledge. Growth wasn't something she viewed as optional.

"She had this thirst to learn," former Steelhawks executive vice president/general manager Mike Clarke said. "She just always wanted more. … Nobody worked harder than Lori."

Washington's Jennifer King, Bucs' Lori Locust making history

Although her coaching roles were paid, Locust's primary source of income was working as an insurance salesperson. Her combined salaries frequently weren't enough to cover the cost of living, especially as she raised her two sons, not to mention traveling to attend football clinics, conventions and college football all-star games to network and further her career.

One of her most frequent stops was Old Dominion University in Norfolk, Va., a five-hour drive from Harrisburg. The school's defensive line coach, Jeff Comissiong, had become a mentor and would always invite her to spring practice. The drive was doable, but she didn't have money for a hotel room. Instead of telling Comissiong, she just slept in her car.

"She was just on a different level of wanting to become the best coach (she) could be," Headen said.

To Locust, it was worth it.

"I was trying to learn. I was trying to get better," she said. "And it just kept building."

Locust received validation in 2017 when she was invited to the inaugural NFL Women's Forum focused on increasing the number of women in football operations positions. The connections she made there helped earn her a spot in the NFL's Bill Walsh Diversity Coaching Fellowship.

She was on another trip, this time to Philadelphia to coach in the Globe Bowl, an annual international all-star game featuring both college players and professional free agents, when she got a call from the Baltimore Ravens offering her a position as a defensive line coaching intern. The other coaches in attendance swarmed her in congratulations.

"To do all those things — be a mother, be a coach and then take care of (the) home and then pursue your dreams — it's the same journey that most of our players pursue, and we just wanted to be a part of helping her," said Mike Quartey, owner of East Preps LLC, which presented the Globe Bowl. "It was that breakthrough that gave her the opportunity, and she ran with it."

To keep doing so, however, would take more sacrifice.

Locust was the first woman coach the Titans franchise has hired. (Denny Simmons / The Tennessean / USA Today)

Two weeks before her Ravens internship began, the insurance company Locust worked for told her they wouldn't accommodate her temporary relocation to Baltimore. She was essentially forced to choose between making ends meet and chasing her dream.

In addition to her own living expenses, she was helping to pay for each of her sons' tuition costs and sending them spending money. She knew the internship alone wouldn't be enough to keep that going. But even though it meant getting fired from her insurance job, she took a chance on football.

"It was extremely difficult," Locust said. "I went to Baltimore with no job and no benefits and no income other than the internship."

The experience only strengthened Locust's desire to coach, but the Ravens didn't hire her to a full-time job afterward. After training camp ended that August, she returned to Pennsylvania with no plan for what would come next.

Locust spent the next few months working odd jobs. She worked at the Chewy pet food warehouse, walked dogs and picked up a marketing job for a fire restoration company. She moved out of her apartment and tried selling off her furniture and other belongings.

"Anything that I had of value I just got rid of because bills don't stop," Locust said. "I didn't want to not be able to provide for my kids. … It was terrifying to be without medical benefits and to feel like I might not be able to help my kids if they needed it."

In December 2018, Locust received a call from the Birmingham Iron of the Alliance of American Football with an offer to become their assistant defensive line coach. She readily accepted, but the league went bankrupt and folded just two months into the position.

Before the AAF went under, there were rumors the league's future was in jeopardy. Concerned, Locust reached out to then-San Francisco 49ers offensive assistant Katie Sowers to inquire about potential opportunities. Sowers had attended the NFL Women's Forum that year and heard that then-Buccaneers head coach Bruce Arians had committed to hiring a woman for a full-time role on his coaching staff.

Sowers gave Arians' email to Locust, who immediately began constructing an introduction. Locust reminded Arians that her ex-husband, Andrew Locust, had played college football at Temple during Arians' tenure as head coach there (1983 to 1988). She was also close with several members of Arians' coaching staff who worked with him at Temple and had reunited with him in Tampa. She hoped Arians would remember her.

Unbeknownst to Locust, Iron GM Joe Pendry had recently spoken to Arians about her at a coaching clinic. The two men had a longstanding relationship, and Arians trusted Pendry's recommendation. Within an hour of receiving Locust's email, he told her he'd get back to her.

"And then a couple of days later, he called me on the phone," Locust said. "We talked for like 10 minutes and he offered me (a job). I left and like, four or five days later, the (AAF) folded."

Locust was hired as the Bucs' assistant defensive line coach in 2019. In 2021, Locust and assistant strength and conditioning coach Maral Javadifar became the first woman coaches to win a Super Bowl when the Bucs beat the Kansas City Chiefs in Super Bowl LV. It was a dramatic reversal of fortunes that Locust described as "divine intervention."

"I benefited from relationships," Locust said. "I was around great male mentors that taught me like they would teach any other coach and treated me like they would treat any other coach. So it set the tone for me with the other coaches on staff and it set the tone with the players."

The Buccaneers' unsung Super Bowl LV MVPs

Following the 2022 season, the Buccaneers fired Locust.

"A lot of guys called me afterward and said, 'Now you're a real coach.'" Locust joked. "You're not a real coach until you get fired and then hired back."

The getting hired back piece of the equation worried Locust. She had a year left on her contract when she was let go, so she would still get paid, but she didn't want to stay inactive for a full season. She and her agent contacted multiple NFL coaches in search of opportunities.

Three days before Locust planned to make the 8.5-hour drive from Tampa to Mobile, Ala., for the Senior Bowl, she got a call back from then-Tennessee Titans head coach Mike Vrabel. Locust interviewed with Vrabel twice and, by the end of the week, he offered her a job as a defensive quality control coach. Vrabel was fired this offseason, but Locust was retained and feels she's working her way back toward becoming a position coach again.

Locust knows it remains difficult for women in this line of work. She's confident the demand for woman coaches is there, but the supply ebbs and flows.

"I feel like the pool of candidates right now is slim," Locust said. "We're kind of building it backward."

Beyond serving as an example for other women to follow, Locust has taken other steps to help improve the pipeline. She has taken on a larger role in the NFL Women's Forum and helps recruit woman coaches from the high school, college and professional ranks.

The forum is informative and is a good place to make connections, but Locust thinks there needs to be more robust opportunities for women to sharpen their skill sets. That led her to help the Tropical Bowl, a postseason all-star game for FBS college seniors, launch its Lori Locust Women's Coaching Internship Award for rising woman coaches in 2021. The interns work on the coaching staff at the Tropical Bowl and interact with NFL coaches and executives in attendance. For Locust, it's a means of helping to develop the next generation of woman coaches.

"They're credentialed, have been around, know their stuff and they're good," Quartey said. "And, in the end, as long as the women are judged on those merits — that they're good or have the potential to be good but maybe just need an opportunity — I think that's all we need, and she's a big part of that.

"That's why I say she's a trailblazer. She's the one knocking down a lot of those doors for the ladies."

# # #

TENNESSEE TITANS' LORI LOCUST WORKS TO BE A FOOTBALL COACH, NOT A FEMALE FOOTBALL COACH

BY NICK SUSS
NASHVILLE TENNESSEAN
JUNE 19, 2024

Football is a toothless snarl. Football is a menacing glare through a full-cage facemask. It's grass stains and blood and broken bones and the chronically deranged mentality players have to possess to get back up and keep snarling in the face of all those grass stains and blood and broken bones.

To a young Lori Locust, football was Hall of Fame Pittsburgh Steelers linebacker Jack Lambert.

"There was just this intensity that he had when he played the game," Locust, the Tennessee Titans' first-year defensive quality control assistant and first female coach in franchise history, tells The Tennessean. "The whole toothless thing. To me, he was the epitome of '70s, hard-nosed, real football. It was brutal."

She pretended to be Lambert when she'd scrap her way through backyard pickup games growing up in Harrisburg, Pennsylvania. That meant playing mean. Playing intense. Hitting people and enjoying it.

Decades later, as a 60-year-old mother of two, Locust still has that un-exorcised Lambertian spirit in her. That spirit earned her four knee surgeries, a bone graft from her hip, a plate and a cervical fusion in her neck and one shoulder ripped out of place in four seasons of semi-professional women's football. And even that wasn't enough to expel the football from her.

Football is perseverance. Football is action. It's scars and limps and sacrifices and living every moment so that the scars and limps and sacrifices weren't in vain.

Lori Locust's story isn't that of a woman in a male-dominated field.

It's a football story.

Lori Locust's journey to NFL

Playing semi-professional women's football in the mid-2000s made you Jack Lambert about as much as singing "The Night The Lights Went Out In Georgia" at a karaoke dive makes you Reba McEntire. But Locust and her teammates on the Central PA Vipers didn't play in search of glory.

Locust found out about the team from a newspaper ad. Mary Pratt-Lauchle, the Vipers' center and Locust's close friend, tried out after hearing a radio commercial. Both were professionals and full-time mothers looking for connection, looking for an outlet. So they made time for passion.

Passion, unfortunately, didn't pay. It actually cost roughly $1,500 to be on the team. Players also paid their way to road games, carpooling up to 10 hours in minivans and staying eight to a hotel room. They rarely had locker rooms, often changing in cars or parking lots.

Field conditions were spotty. Some fields were overgrown, others were littered with trash. Pratt-Lauchle remembers an afternoon in Connecticut where temperatures were so hot and playing surfaces so questionable that the bottom of a teammate's cleat melted midgame. Squads in bigger cities like Philadelphia and Boston had relatively good coaching, but smaller markets like Harrisburg had to make do with whoever was around.

So Locust, from her defensive end spot, emerged as something of a player-coach. Pratt-Lauchle remembers players joking about Locust's deep, guttural "Lori coach voice." One of Locust's innovations was devising a numbered system with the defensive tackles and linebackers calling out stunts and blitzes.

Locust remembers in slow-motion her signature play, a blindside sack against Cleveland. She remembers the crunch of the quarterback's ribs. But memory is all she has. The game was a rare one where the Vipers had someone filming from the stands, but the videographer was focused on the scoreboard during her moment of glory.

Injuries eventually added up, so Locust turned to coaching. First with the Keystone Assault, a rebranded iteration of the Vipers co-owned by Pratt-Lauchle and several teammates. Then with local high school, semi-pro and arena league teams. None of those jobs paid the bills, of course.

"Obviously I love football. That’s at the heart of all of it," Locust says, explaining her decade of moonlight-coaching. "But there’s something about being able to translate something that you believe in and seeing that come to life. Seeing the lightbulbs go on and helping people get better at something they also love and have worked so hard to also get to . . .

"I’d rather still be playing. At the end of the day, I’d still like to have the helmet and shoulder pads on myself. But this just feels like a gift every day I get to walk in here."

Lori Locust's big chance

Her break came in the form of a 2018 coaching internship with the Baltimore Ravens. It didn't last long, but it convinced Locust to abandon the half-measures and dive fully into football.

She was fired from her job in digital marketing sales two weeks before the internship and she made no effort to return to the corporate world. She was a house sitter for a friend's friend. She walked dogs. She worked in a Chewy warehouse. She found part-time work doing fire-restoration marketing. All in anticipation of the opportunity that finally came in 2019 — an assistant defensive line coach for the Birmingham Iron of the Alliance of American Football.

Naturally, that league folded after one season.

No matter. Within the year, Locust landed with the Tampa Bay Buccaneers, coached by fellow central Pennsylvania native Bruce Arians, who was the coach at Temple when Locust was a student there and her ex-husband played on the team. By Year 2, Locust was one of the first two women in NFL history to win a Super Bowl as a coach.

"She started at the bottom," Pratt-Lauchle says. "She was coaching high school and semi-pro and didn't get paid. She coached indoor men's and didn't get paid. And worked in a factory and walked dogs and slept on couches. She went from having this six-figure career to only having enough to live on because she wanted to pursue her passion.

"She did that for years to get to where she is. She made connections and worked her way up. That's the story people need to hear. It's the journey it took for her to get there. It's the perseverance that's truly inspiring."

Lori Locust: Tennessee Titans coach, not trailblazer

Pratt-Lauchle jokes about how teammates used to hate watching football with her and Locust. It was like watching a whodunit with Sherlock Holmes and Bruce Wayne. They saw everything coming before it came.

That anticipation and football savvy is essentially Locust's full-time gig now. On a Friday in early June, for example, Locust's job was to write a report on the Seattle Seahawks' 2023 offense to scout the tendencies of Chicago Bears offensive coordinator Shane Waldron and what he might have brought with him from Seattle as its former coordinator.

The Titans play the Bears in Week 1. In September.

Locust doesn't try explaining her job to people anymore. There's too much to explain. There's on-field coaching, advance scouting, analytics, administrative planning, teaching. And a knack for anticipation.

"If she's like, 'Are you going to take them into the indoor to walk them through something?' and I'm like, 'Yeah, I think I might,' she's like, 'OK. I'll make sure to talk to equipment and get things set up,' " says Ben Bloom, the Titans' outside linebackers coach who Locust works closely alongside. "There's a lot of logistics of things that go on throughout the day. Sometimes they happen and you've got an extra 20 minutes of meeting time that you didn't think you were going to have, so how are we going to use that?"

Locust distanced herself from women's football early in her coaching career. Making it in the men's game meant having to avoid being pigeonholed. But going back to assist at women's camps now, she realizes the advantage her past affords her. Locust says women want to know the "why" more. It's not enough to say "blitz the B gap." Everything has to click, so there has to be more of a holistic approach to teaching why blitzing the B gap makes everything on the defense work.

"Which really forces you to come down and be progressive in your coaching style, which I think is beneficial across the board," Locust says. "I think a lot of coaches that have been successful have been progressive and have built on the basics and the fundamentals as opposed to this exotic drill or this play or whatever."

Locust, obviously, has found success. The Super Bowl ring in her safe-deposit box in Tampa is proof. So is the display at the Pro Football Hall of Fame showcasing the sneakers she wore that night, little shreds of confetti still embedded inside.

Nevertheless, she doesn't like the phrases "role model" or "trailblazer." She thinks trailblazers set out with one specific objective and find what they're looking for, and she thinks being a role model infers the path you took is a road map to replicate.

Locust prefers "possibility model," if she has to have a label at all, hoping her story is proof that anyone can coach if they want it bad enough. She'd like to be a position coach, but knows those jobs are earned by succeeding in jobs like hers now. She says it'd be nice to see a woman head coach or coordinator someday, provided that woman was truly the right person for the job, but she's not holding her breath. She says it'll take time before a woman rises to coordinator, let alone head coach. But she views it as a "probability down the line."

Pratt-Lauchle, for what it's worth, does see Locust as a trailblazer and an inspiration. But she's not surprised her friend shies from those labels. Locust doesn't seek out the limelight and doesn't want to be reduced to her gender. She's a coach, not the woman coach.

Football is Locust's sanctuary. She can't put on a helmet and shoulder pads anymore, especially not after another knee surgery this spring. But she can put foam rollers on her arms and whack at edge rushers' helmets in individual drills. It's the closest she gets to living her passion again, and she relishes the opportunity.

Locust loves football, and loves football history. She met Lambert once at an autograph signing at a Delaware mall, marveling at how he still walked like a football player, still had the broad shoulders of a football player. Now she gets to count some of the best defensive linemen of their generation as students: Ndamukong Suh, Vita Vea, Jason Pierre-Paul, Jeffery Simmons, Denico Autry.

Being a part of that history keeps Locust going.

"This is something that is, in my brief time, it still feels like rare air to

me," she says. "Not just because of 'woman coach' or whatever. It’s because these kids have worked their entire lives, young or not, to be where they are right now. That’s special. The men that I get to be around, the other coaches I get to be around, the knowledge they have, it’s just something that is so motivating and fueling. You’re lucky enough to find that one job that gives you that type of passion, that type of feeling every day that you walk in the building. This has always been it for me."

# # #

'KEEP DREAMING:' HEMPFIELD GRAD DAVID MARTIN-ROBINSON READY TO JOIN THE TENNESSEE TITANS

BY JASON GUARENTE LANCASTERONLINE.COMA PRIL 29, 2024

David Martin-Robinson's first team was called Mean Green because of the color of its T-shirts. The 5-year-olds played at LANCO Fieldhouse.

If Martin-Robinson didn't know it then, he knew it soon. He loved football, even the flag variety, and he wanted to play in the NFL someday.

"That was my first dream ever," the Hempfield grad said. "Everyone who has been part of my life through this whole process knows I used to talk about that as a child."

Martin-Robinson is about to get his chance. The 6-foot-4, 255-pound tight end from Temple has signed with the Tennessee Titans as a free agent.

The deal came together during the seventh round of last week's NFL Draft. Martin-Robinson had an offer from the Dallas Cowboys and interest from the Carolina Panthers. His choice came down to the Philadelphia Eagles and the Titans.

The Titans showed the most consistent interest as 257 names were called during the three-day draft. Martin-Robinson agreed to terms Saturday.

It's always a longshot for an undrafted player to make a 53-man roster or even the 16-man practice squad. The Titans only have three tight ends plus Martin-Robinson and Iowa's Steve Stilianos, who also signed after the draft, on their depth chart.

Martin-Robinson decided this was his best hope to stick around past Week 1.

"The foot's in the door," he said. "That's all that matters right now. I'm just gonna go after it. Every opportunity they give me, I'll make sure I'm as prepared as I can be."

It wasn't an easy road from Landisville to Nashville. Martin-Robinson graduated from Hempfield in 2018 and played six seasons at Temple. Injuries and COVID-19 stalled his progress. He caught just 21 passes combined in his first four years.

The lowest point came in 2021 when Martin-Robinson was limited to five games because of a broken collarbone and broken foot. He said he struggled with depression and began to ask himself difficult questions.

"I'd say my time at Temple built my character," Martin-Robinson said. "The lows definitely were lows. Every time I would get injured, I would question whether football was trying to give me a sign. If this was really for me."

Martin-Robinson's college fortunes started to shift in Year 5 and continued last season when he caught 40 passes for 537 yards and four touchdowns while being named second team all-conference.

A great all-around athlete, who played basketball and ran track for Hempfield, was recruited to play wide receiver in college. Temple shifted Martin-Robinson to tight end his first year.

Conestoga Valley grad Jose Barbon gets his NFL chance with the Dallas Cowboys

Conestoga Valley grad Jose Barbon gets his NFL chance with the Dallas Cowboys

The 110s nearly broke Jose Barbon. He made the required time for a few before his legs start…

Martin-Robinson returned home for the weekend and had a party with friends and family as the draft reached its conclusion. Although some teams gave him a draft grade, he knew he was likely going to sign as a free agent.

It doesn't bother Martin-Robinson that he wasn't selected. All he wanted was an offer.

"Everybody's path is different," he said. "It's all about staying consistent, keep showing up and keep dreaming. That's really what it was for me. It was a test of my perseverance through all these years and my development as a football player."

Martin-Robinson follows in the footsteps of Conestoga Valley grad Jose Barbon, who also went to Temple and signed as an undrafted free agent with the Cowboys last year. Barbon signed with the Montreal Alouettes of the Canadian Football League in January.

Both played flag football at LANCO. Both were MVPs at the Tri-County All-Star Game six years ago.

Martin-Robinson will attend rookie minicamp starting on May 9 and will try to make a strong first impression with the Titans. That's where his next chapter begins. He said he won't be intimidated when he walks into that locker room.

"It's gonna be surreal in the moment," he said. "I've been playing football for so long and I have belief in myself. When I get on the field, it's a comfortable thing."

From Mean Green to the Titans, Martin-Robinson has kept his childhood dream alive.

# # #

NEW TITANS LINEMAN DAN MOORE JR. FEELS LIKE HE FOUND THE PERFECT FIT IN TENNESSEE, AROUND SOME FAMILIAR FACES

BY JIM WYATT
TENNESSEETITANS.COM
MARCH 20, 2025

NASHVILLE – Veteran NFL lineman Dan Moore Jr. first met Titans guard Peter Skoronski a few years ago, when they began training together in Dallas.

More recently, another Titans lineman, JC Latham, joined the group in Texas, and they immediately hit it off.

"As an older guy, I think JC naturally kind of gravitated toward me," Moore said. "Now, I consider him my little bro."

The personal connection between the three became even more special when Moore, the starting left tackle for the Pittsburgh Steelers the past four seasons, signed with the Titans at the start of free agency.

The move to Tennessee seemed perfect for a lot of reasons for Moore, who was raised not far from Houston and knows all about the roots of the franchise, as well as his new linemates with the Titans.

"It's pretty cool how it all ended up falling place," Moore said. "It's kind of like it was meant to happen, I guess."

The 6-foot-5, 315-pound Moore joined the Titans after starting 66 games at left tackle for the Steelers from 2021-2024. In Pittsburgh, he became the first Steelers rookie to start at left tackle since 1970. During his four years in Pittsburgh, Moore only missed two games out of a possible 68.

In Tennessee, he wants to prove the Titans right for going to get him, and for rewarding him with a nice contract, in free agency. The 26-year-old Moore wants to reward the team with his play on the field, and his impact on the team.

"Obviously I want to exceed expectations," Moore said. "But it's not only about proving the team right, it's about proving myself right. I feel like my expectations will always be higher than anyone else's are for me. I feel like by meeting my expectations, I'll exceed the team's expectations.

"So, not only do I want to prove them right, I want to prove them damn right, where (they're thinking): "We got our guy. He didn't just do what we needed him to do, he did that and more." That is the consensus I want in the organization."

The Titans attacked the offensive line position in free agency.

Not only did the Titans sign Moore, they also signed NFL veteran Kevin Zeitler, most recently with the Lions. The addition of Moore will allow the 22-year-old Latham to move to right tackle in his second NFL season. Moore likes the group, which also includes another player he's familiar with in center Lloyd Cushenberry.

"With JC moving to the right, it's great for him. It's always easier for a tackle when you have a smart guard next to you and he'll have that in Zeitler. It will allow him to just go out and play," Moore said. "I know about big Lloyd Cushenberry, too, he's a great player. I played against him when he was at LSU (and I was at Texas A&M). And Pete, just knowing who he is, and training with him the last couple of years, he's a workhouse. Going into Year 3, I just want to help Pete get the most out of his career. And hopefully I can help his game and in return he can help mine, too, and we can secure that left side.

"I really like the group, and as an organization, I like what the team is trying to accomplish, what they are prioritizing. I think they are wanting to put an emphasis on the front, and I think that is where games are won, in the trenches. Obviously in the AFC South we have some really good rushers on the other side of the ball, and you have to make sure your front five is on point. I think what we did in the offseason and the young guys that we have in that room, I think we have the potential to be one of the best groups in the division, and one of the better groups in the league as well."

Moore said he wants to do his part as well.

He believes Titans offensive line coach Bill Callahan will get the most of him, and help him reach his potential.

Over the last four years, Moore ranks third in the league in offensive snaps (4,109) played by tackles, trailing only Penei Sewell (4,328) and Jawaan Taylor (4,135).

In each of Moore's four seasons with the Steelers, running back Najee Harris surpassed 1,000 rushing yards. In 2023, the Steelers offensive line allowed only 36 sacks, which ranked ninth in the NFL.

In Tennessee, he'll have running backs Tony Pollard and Tyjae Spears behind him.

The team's starting quarterback for 2025 remains to be seen, however.

Moore said he's focusing on himself, and making those around him better.

"Every year I feel like I have progressed and have gotten better each offseason – that's something I take pride in," Moore said. "Obviously, Pittsburgh wouldn't have had me as the starting left tackle the last four years if not. I think this past season I was able to tap into some things that I wasn't able to in the past, just being an older guy, things slowing down for me, things happening more naturally for me. I really feel the game is coming to me now.

"Me and Bill had a good conversation, and he talked about how he can help me and my game.

'HE'S DONE EVERYTHING FOR US': KALEL MULLINGS' REDEMPTIVE ARC TO BECOME MICHIGAN'S RB1’

BY MICHAEL COHEN
FOXSPORTS.COM
SEP. 26, 2024

In a cavernous and crestfallen Michigan locker room, amid the stunned silence of a dream season gone unexpectedly and unfathomably awry, an unlikely protagonist waited for the inquest he knew was coming. Inch by inch, reporters tiptoed closer and closer to running back Kalel Mullings, a converted linebacker whose goal-line fumble in the second quarter had swung momentum even further toward the emboldened underdogs from Texas Christian. The media members danced around the ball security-shaped elephant in the room with questions about the stunning nature of the Wolverines' second consecutive loss in the College Football Playoff semifinals and about Mullings' move to tailback following a season-ending knee injury to starter Blake Corum.

But the unavoidable questions could only be avoided for so long. And soon enough, the painful subject was delicately broached: What happened on the botched handoff between quarterback J.J. McCarthy and Mullings, who was aligned as a fullback in a three-point stance and then lost the ball in a pile of bodies when Michigan faced first-and-goal from the 1-yard line, a double-figure deficit already showing on the State Farm Stadium scoreboard?

"I just went to take the handoff like usual," Mullings said. "I didn't really get it too cleanly. I kinda went to put it away and fall forward for that half yard, really. And then it just slipped, obviously. And then it took me like — I didn't even process that the ball had — it was so fast that, like, I didn't even process that the ball was on the ground. By the time I went to go try and get it, they're D1 football players, too. If the football is on the ground, they're gonna hop on that."

And sure enough, they did. The Horned Frogs recovered Mullings' fumble in the end zone for a touchback that robbed Michigan of its best scoring opportunity in a lopsided first half. Another touchdown from TCU extended the lead to 18 points by the 4:56 mark of the second quarter in a game the Wolverines never led, their undoing largely attributed to self-inflicted wounds: questionable playcalling, unusual substitution patterns from running backs coach Mike Hart, two pick-6s thrown by McCarthy, a mistimed snap with the game on the line in the fourth quarter, and the mishandled goal-line exchange with Mullings. When it finally ended after nearly five hours of real time, the Horned Frogs advanced to the national championship game with an unforgettable 51-45 win.

That Mullings stood dutifully by his locker and faced the music spoke volumes on an evening that was unquestionably among the most painful of his career. He politely fielded questions from any and all media members who sought an explanation for his fumble, even as some of his more prominent Michigan teammates — most notably McCarthy, who had thrown two interceptions and fumbled twice in the most turnover-prone game of his career — refused to fulfill their postgame responsibilities. It was Mullings who personified accountability.

All of which has made Mullings' early-season redemptive arc in 2024 that much more satisfying for a player who changed positions multiple times, alternating between linebacker and running back during the first few years of his career, before finally earning his place as the No. 1 tailback in a run-heavy, run-dependent Michigan offense that would suddenly be lost without him. Mullings carried 17 times for 159 yards and two touchdowns in last week's pulsating win over No. 11 USC, including a breathtaking 63-yarder in which he broke tackles, dragged defenders and willed the stagnant Wolverines toward the end zone for an eventual game-winning score. He leads the team in carries (53), rushing yards (429) and rushing touchdowns (four) through the first four weeks of the season.

"He can take it the distance, as he's shown," Michigan head coach Sherrone Moore said after Saturday's win. "He can run you over. He's just done everything for us. He's a great pass protector. He's been incredible. Last year he averaged 6 yards a carry. So it's not a surprise with how good he is and what he's done. But to see him take the next steps and really make those explosive plays [is awesome]. And when the game is on the line, he wants the ball in his hands and he makes plays happen. He's a star. He's a game-breaker."

The quote from Moore is one that, a few months ago, most fans might have expected would be attached to Donovan Edwards, the former five-star recruit who appeared poised to inherit the workhorse role once Corum's career concluded. After all, it was Edwards who had exploded for 104 yards and two touchdowns in the national championship game against Washington. And it was Edwards who rampaged for 520 combined yards and three combined touchdowns in games against Ohio State, Purdue and TCU to conclude the 2022 season after Corum tore his meniscus and underwent surgery.

But despite entering the year as Michigan's unquestioned lead back — and being voted a team captain along the way — Edwards has been the statistically less-effective runner than the 6-foot-2, 233-pound Mullings in three of the Wolverines' first four games:

The production Mullings managed against USC was particularly herculean given the Wolverines' change in quarterback from Davis Warren, a pocket passer, to Alex Orji, a non-vertical threat. So limited was Michigan's downfield passing attack with Orji running the offense that it wasn't until the team's final drive that he finally completed a pass for more than 9 yards.

Instead, Moore and offensive coordinator Kirk Campbell entrusted Mullings to carry the ball eight times for 83 yards on what proved to be the game-winning possession, even as the Trojans understandably stacked the box with defenders who knew Michigan was unlikely to pass.

"I just feel like that's just a representation of who we are, you know?" Mullings said after the game. "Always straining until the very end. Throughout that drive, you know, it was just grit and grinding out. We like to say, ‘grinding meat.' We were just grinding meat that whole time, killing the clock and getting down there.

"Shout out to the O-line, shout out to [H-back Max Bredeson], shout out to everyone, man, clearing out holes. And we were just able to execute. At the end of the day, a lot of football is about what you do when you face adversity, so it feels good to be able to face some adversity and overcome it."

The punishing 10-play, 89-yard drive that won Michigan the game underscored key differences between the running styles of Mullings and Edwards, with the former appearing to be better suited to anchor the offense, regardless of who plays quarterback for the remainder of the season. Mullings churned out 5.65 yards per carry after contact against a revitalized and revamped Trojans defense coordinated by D'Anton Lynn. And he's averaging 5.3 yards per carry after contact across the Wolverines' first four games, which ranks fourth nationally behind Ashton Jeanty of Boise State (6.3), Kaleb Johnson of Iowa (5.8) and Jonah Coleman of Washington (5.4). Edwards, meanwhile, is averaging 2.9 yards after contact per carry, including a lowly 1.6 against the run-minded USC defense.

Even Moore couldn't deny what has become obvious for the outside world to see when asked if Mullings should be the team's No. 1 tailback against Minnesota on Saturday (Noon ET on FOX and the FOX Sports App) and beyond.

"I think he earned the right to be in that conversation and talk about it, have those conversations with both of those guys," Moore said earlier this week. "But those are the things we'll talk about with them. Kalel played a heck of a game, and you can't deny the effect that he had on the game. So we'll just have those conversations as an offense."

# # #

‘THAT’S HOW I LIVE’: THROUGH HIGHS AND LOWS AND ACROSS POSITIONS, KALEL MULLINGS STAYS LEVEL

BY NOAH KINGSLEY
THE MICHIGAN DAILY
SEPTEMBER 19, 2024

It’s hard to find Kalel Mullings without a smile on his face.

Lately, the graduate running back has plenty of reasons to smile. He’s in the midst of a breakout season for the Michigan football team and is coming off of the best game of his career. After four years of flipping between linebacker and running back, waiting his turn, Mullings is taking full advantage of his opportunity.

Mullings’ smile isn’t merely circumstantial, though.

“The best thing about Kalel is, I love the dude, he just lights up the room,” Mike Mason, Mullings’ defensive coordinator at Milton Academy and current Mustangs head coach, told The Michigan Daily. “He’s always smiling. There’s never a bad day in his world. It can be, I’m sure he has many, but you never see it. He’s always got a smile on.”

Off the field, that’s Mullings’ default — he’s seemingly always in a good mood. Whether he’s gearing up for a big game, showing someone around campus or performing in Milton’s all-male a cappella group, the Miltones, he does it with a smile.

On the field, though, Mullings approaches things a little differently. He still never strays too far from his off-field default, but his default isn’t entirely as joyful as it is when he’s going about his day-to-day life. Mullings has seen plenty of ups and downs throughout his career with the Wolverines, and not all of them make him smile.

But whether he’s going through his lowest moments or reaching his highest peaks, Mullings always stays level.

***

Back in 2019, during his senior season in high school, Mullings had a bad day — or at least a bad first half. The Mustangs were losing 21-6 heading into halftime, and their opponents delivered a hit on one of Mullings’ teammates right before the break, which Milton collectively deemed a cheap shot.

According to Mason, Mullings was fuming. But he didn’t let that stop him from taking charge and creating a change.

“In the locker room, (the coaches) didn’t even go in,” Mason said. “Kalel and another senior took over, they spoke to the team. We came out of halftime, we scored 28 straight and won the game.”

Mullings single-handedly led the charge, scoring four touchdowns during the game. No matter how poorly the first half went, no matter how angry he was about the cheap shot, he kept his cool and moved forward.

That second half much more closely resembled the rest of Mullings’ 2019 season. Playing at running back, linebacker, wide receiver and on special teams — wherever the Mustangs needed him to — Mullings excelled in his final year in high school. To cap it off, he was named the 2019 Gatorade Player of the Year in Massachusetts.

But even as things went his way, Mullings stayed level.

“Any game we played, he always stayed the same,” Mason said. “He could score five touchdowns, and you’d think he had a bad game. He could have a bad game, and you’d think he’d scored five touchdowns. He was level all the time.”

At Milton, Mullings found ways to stay steady through highs and lows, setting himself up for the level of public scrutiny that some of his moments have had at Michigan.

***

Mullings played linebacker for most of the Wolverines’ 2022 season, same as he had during his first two years in Ann Arbor. But when then-junior running back Blake Corum got hurt in the penultimate game of the regular season, Michigan called on Mullings to revisit his old position ahead of a top-five clash with Ohio State.

And on a pivotal third-and-1 in Buckeyes territory, Mullings reintroduced himself to the world as a running back — or more accurately, a quarterback.

Mullings took the handoff and started running up the gut, before suddenly pulling up before the line of scrimmage. He leapt into the air and tossed the ball 15 yards downfield to tight end Luke Schoonmaker, who brought it in for a key first down. For as much as onlookers were in disbelief at a linebacker being called upon to throw the ball on a trick play, Mullings himself could barely believe it.

“(I) got it completed, even though I could have led him a little bit, but got it completed,” Mullings told The Daily. “We won the game, and that’s all that matters. Just surreal honestly, and just craziness going on in my head.”

Successfully executing a key trick play in his first game at running back in three years, and against Ohio State, to boot, was about as high as it could have gotten for Mullings. Barely more than a month later, however, Mullings experienced a similarly large low.

With the Wolverines trailing TCU 14-3 early in the Fiesta Bowl, Mullings came in on the 1-yard line to attempt to punch the ball into the end zone. But Mullings never got possession of quarterback J.J. McCarthy’s handoff, a Horned Frogs defender recovered his fumble and Michigan walked away empty-handed.

Once again, the spotlight was on Mullings — only this time, it was in

a negative light. While Mullings' confidence didn't take a hit, he felt like he let his team down. Outsiders, meanwhile, weren't as kind to Mullings, once again wondering why a linebacker was involved in a key play. They didn't understand why he was getting the ball on the goal line.

Of course, Mullings had plenty of experience playing running back prior to Michigan. But that didn't change the fact that he was a scapegoat.

And still, even with hate swirling around him, Mullings stayed level.

"Just overcoming that and working through that, and accepting that, but at the same time knowing that there's room to grow, that was really just the biggest thing," Mullings said. "It's never being too down with the lows and never being too high with the highs. That's how I live."

***

After a rollercoaster finish to Mullings' 2022 season, his 2023 was comparatively mellow. Both Corum and then-junior Donovan Edwards came back for another season, leaving very few touches available for now-full-time running back Mullings. Mullings had fewer ups and downs throughout the season, but the lack of playing time was a low in and of itself.

Just like he always does, though, Mullings didn't get too down.

"He's not the type of kid that said that should be me," former Milton coach Kevin MacDonald told The Daily. "He's the type of kid that said, 'when my time comes, you know, my time will come and I'll be ready to go.' "

After three years away from running back, and three years building a linebacker's frame, Mullings admits that he lost his knowledge of the position a little bit. When Mullings transitioned back and refound who he was as a running back, he was no longer the speed-focused back he had been for the Mustangs. But with Edwards and Corum ahead of him, his size provided more of a pathway to carve out a role for himself.

"Looking at Blake, looking at Dono, they're great backs, but they don't have my size," Mullings said. "If I'm gonna try to get on the field, I have to bring something that those two guys aren't necessarily bringing. … That's really when I tried to hone in on getting some power in my game, and bringing that kind of physicality"

Mullings still barely got on the field on offense during the 2023 season, totaling just 38 touches and 254 yards from scrimmage. But he got more experience under his belt as a running back at the college level, and got the chance to learn from Corum and Edwards.

While others might have gotten down about the lack of playing time, Mullings took a different perspective.

"I looked at it like, if I can take this break from running back, come back, and get any playing time with these two guys, I mean, I can't be that bad right?" Mullings quipped. "I gotta be some type of good."

With Corum now in the NFL, Mullings is finally getting to show how good he can be this season. He has the power that he developed while staying steady last season, and has shown it by bruising his way through would-be tacklers. After two years shaping his frame back to that of a running back, he's finding his speed once again — even if Edwards and the rest of the running backs mess with him about being slow.

As the Wolverines' offense has labored through growing pains, Mullings' impact has only grown. No longer is anyone wondering why he's touching the ball — they're calling for him to touch it more. Against Arkansas State, Mullings showed just how far he's come, totaling a career-high 153 yards and two touchdowns while breaking off three 30-plus yard runs.

And for as level as Mullings tries to stay while he's on the field, when he saw nothing but green ahead of him to score his first touchdown in nearly a year, Mullings couldn't hold himself back.

"One thing I always say is that one of the best feelings in sports, and really all of life, is getting out an open field knowing you're about to score," Mullings said. "… I couldn't do anything but smile."

Through highs and lows, through anger and jubilation, Mullings stays level. But with the way things are going for him this season, he just can't help himself from breaking back into his smile.

# # #

A MICHIGAN MAN

BY JAY N. MILLER
THE PATRIOT LEDGER
OCTOBER 21, 2019

Milton Academy's Kalel Mullings was presented his jersey for the 2020 All-American Bowl on Oct. 15, 2019. Mullings will play in the annual East vs. West matchup on Saturday, Jan. 4, 2020 in the Alamodome in San Antonio, Texas. The Bowl will be nationally televised, live on NBC and will feature the nation's top 100 high school football players. (Courtesy photo/All-American Bowl)

MILTON -- It's safe to say Kalel Mullings was an early bloomer. Milton Academy football coach Kevin Macdonald first saw Mullings play as a fifth-grader, and knew he wanted the youngster to one day become a Mustang.

Starting for Milton Academy by the time he was a freshman, Mullings got to November of that year and had defensive coordinator Don Brown from the University of Michigan offering him a full scholarship. Earlier this fall, after sifting through more than 40 college offers, Mullings indeed committed to join head coach Jim Harbaugh's Wolverines next year as a linebacker.

Oct. 15 was another celebration for the Mustang senior, as more than 200 of his schoolmates crowded into the Milton Academy gym to see him officially recognized as an All-American, and receive his official jersey for the All-American Bowl -- an East vs. West matchup of top-notch high school players scheduled for Jan. 4 in San Antonio's Alamodome, broadcast live on NBC. Mullings is the only Massachusetts player invited and is widely judged to be the top gridiron recruit in the Bay State this year.

Boston City Councillor Matt O'Malley started the festivities with a pair of official proclamations, one a resolution from the Boston City Council lauding West Roxbury resident Mullings for his glittery athletic career and academic excellence. Boston Mayor Marty Walsh also sent a certificate recognizing Mullings for his achievements as well as his commitment to West Roxbury and Boston.

"To be the No. 1 player in Massachusetts, and offered a scholarship to Michigan at age 14, as a high school freshman is just amazing," said O'Malley. "At that age I was just hoping someone would invite me to the school dance. Kalel now goes on to join the Michigan football tradition that includes Ty Law, Tom Brady, Charles Woodson ... and President Gerry Ford. I mention that because Kalel is a real renaissance man, whose mother tells me he is also quite the saxophone player, but also an outstanding student. Kalel is exactly what this country needs."

Mercedes Resendis, representing the All-American Bowl and NBC Sports, took the podium next. Posters of some previous participants in the game flanked the stage, including Tim Tebow (2006), Patrick Peterson (2008), current Ohio State defensive end Chase Young (2017) and current Clemson quarterback Trevor Lawrence (2018). Resendis noted that the All-American Bowl is the most elite high school game in the country, and going into its 20th year. Explaining that only 100 players from all over the United States are invited, she noted that the game has been the highest-rated high school sports event on television.

Macdonald then admitted he'd seen few athletes with Mullings tools when he first laid eyes on that fifth-grader.

"Kalel was clearly the best fifth-grader in the state," said Macdonald. "I was not surprised when he was starting for us on varsity as a 13-year old freshman, and he more than held his own against 17-, 18-, 19-year-old kids. The best part is that Kalel never changed -- he's the same kind, affable, outgoing kid he was when we first met him."

Macdonald then told of how a parent with a student playing sports for Roxbury Latin had written the Milton Academy Athletic Department a letter about Mullings, not knowing he was a football star. The parent had come to Milton Academy to see their child's team play against a Mustang squad, but was momentarily lost on campus. They asked the first student they saw for directions to the field and game they were seeking, and Mullings not only helped them, he walked them across campus to the field, asking about their school and team and telling them all about Milton Academy. That simple request for directions led to a warm and wonderful encounter with such a warm and gregarious young man, the letter read, that this parent had to write and note the indelible impression of the school and Mullings it had left.

Mullings himself was short and sweet when he got up to speak.

"My selection to this bowl has been one of my goals since my freshman year," said Mullings, who has helped the Mustangs off to a 5-0 start this season. "My past four years at Milton Academy have been a dream come true, and I plan to represent our state well. I fully admit none of this would be possible without my teammates, my classmates and everyone else here -- we are a family at Milton Academy, and I thank all of you for embracing me. This is your award, too. I am happy to join the list of players who've played in this game before, Ezekiel Elliott, Odell Beckham Jr. and Jalen Ramsey, among others."

Later, offstage, Mullings said he was excited to play in the bowl game after his Mustangs career concludes.

"It's a great feeling to know that all of my hard work paid off," said Mullings. "It will be hard to leave here, because everyone has supported me, and cares about me here. I don't have too much preference whether they play me on

offense or defense in this game -- I just want to play ball."

The two proudest people in the gym had to be parents Del and Calicia Mullings, as speaker after speaker lauded their son.

"Kalel started playing football at 7 years old," Del Mullings explained. "Although he stood out, we realized he was often bigger, stronger and faster than the other kids, so we never tried to hold him back. We always let him 'play up,' against the older kids, so he always knew he had to keep working hard. As a 13 year old playing varsity, his size didn't matter like it had, but he still did well."

"I'm a sports fan overall and so I guess kind of a Michigan fan," Del admitted. "Coach Don Brown was our contact here, and he is, of course, well known from his years coaching UMass and at Boston College. He and Coach Harbaugh made an agreement with us early on, when they first offered Kalel in his freshman year. They just asked us to remember they'd been the first ones to offer him a scholarship, and please allow them Kalel's last official campus visit -- you are allowed five different campus visits as a senior. They said if we could agree on that, they would not harass us, and they kept their word."

"It came down to five schools basically at the end," noted Del Mullings. "Michigan, Boston College, Wisconsin, Stanford and Northwestern. Interestingly, Northwestern and Michigan wanted him as a linebacker, and the other three all wanted him as a running back. But we were more focused on schools with top academics, so it came down to Michigan, Stanford and Northwestern. And ultimately we decided playing in 'the Big House' fulfilled all of our hopes and desires, playing on that kind of stage, and also getting the benefit of top-notch academics."

Kalel will be heading off to play for Harbaugh, a former NFL quarterback and head coach, and defensive coordinator Brown next season, but in the meantime has he heard from that other Michigan guy living and working in the Boston area?

"We haven't had any contact from Tom Brady yet," Del Mullings chuckled. "But there is a connection, so you never know. Kalel's first Pop Warner coach was Dan Kraft, one of Bob Kraft's sons. And Joey Kraft, Dan's son, was one of Kalel's best friends at that time when they were both playing. Joey has gone on to become quite a lacrosse player, but he and Kalel were good friends as young kids, and Dan was their first Pop Warner coach."

# # #

FEEL BETTER, PLAY BETTER: TITANS TE CHIG OKONKWO EXCITED ABOUT HOW HIS BODY FEELS, AND VIBES AROUND TEAM

BY JIM WYATT
TENNESSEETITANS.COM
JUNE 19, 2024

NASHVILLE – Feel better, play better?

Tight end Chig Okonkwo believes changes he's made this offseason, as well as a new feel on the team this offseason, could pay off for the Titans this fall.

Time will tell, but right now it's all smiles for the third-year pro.

"A fresh start is always good, especially when you are coming off losing a lot," Okonkwo said. "The building, the vibes are immaculate right now. They are great. The future is exciting right now.

"I feel like guys are more relaxed now, in the building. Guys are coming in and they're not as tense, not as stressed out. And it allows people to be a lot more free in the locker room, a lot more free on the field."

A fourth-round pick of the Titans in the 2022 NFL Draft, Okonkwo is looking to be at his best in 2024.

In 2023, Okonkwo caught 54 passes for 528 yards and a touchdown while playing in 17 games, with 11 starts. A year before, Okonkwo caught 32 passes for 450 yards, but with three touchdowns, and a 14.1 average per reception (compared to 9.8 yards in 2023).

This offseason, Okonkwo said he focused on making changes to the way his body moves on the football field.

Earlier this offseason while in Florida, he worked to prepare himself to make strides. He did a lot of stability work, in an effort to get in and out of his cuts better. Okonkwo said he could tell a difference in practices in May and June.

"I feel like I maximized the potential I had in my body, and if I wanted to get better, I had to change the structure of how I move and stuff," he said. "(I feel) a big difference, even the way I feel, my body. I feel a lot better when I move. After a long day of moving, I don't feel as sore."

A new coaching staff, and new offensive weapons around him, also has Okonkwo optimistic about what's head.

Brian Callahan is known for his offensive mind, and receivers Calvin Ridley and Tyler Boyd coming aboard alongside DeAndre Hopkins should make things better for the offense.

And, the way Okonkwo sees it, all of the team's tight ends should benefit, from himself to Josh Whyle and Nick Vannett.

"I think more down the field, attacking stuff, I would say," Okonkwo said of potential changes for the tight end. "Using our speed to get those balls down the field. A lot of stuff has been shorter stuff in the past. I think we're going to be able to open up a lot more things.

"It is very exciting when you see the stuff we're bringing in. It feels like we're going to be relying a lot on the pass, and that is going to be a big part of my game, too. So, I am very excited for that. I am very excited to have those guys on the outside, and get a lot of the attention, and then make plays on the inside."

# # #

He is obviously one of the best coaches in the NFL. So many players have developed under Bill Callahan, and I know that. Just talking to him, I know he's going to make me better and get the most out of me. Bill thinks he can help my game a lot, and I believe he can as well. Hopefully we can do some great things together, and Bill can tweak my game here and there, and shoot, maybe I'll be looking at a Pro Bowl or an All-Pro in the future."

Moore, who was born and raised in Beaumont, Texas, roughly 80 miles east of Houston, said he's happy to be back in the south.

He said he believes in history, and southern hospitality.

"I am familiar with Tennessee organization, being a Houston area kid." Moore said. "The hometown team used to be the Oilers. When I came up, the Texans were already kind of established, but you hear stories about Warren Moon and some of the great Oilers, the colors.

"I love the fact Tennessee has taken over the branding of the Oilers, it's kind of cool."

Moore wants to do his part on the field, and off it.

"I feel like I am a hard worker, without a doubt," he said. "Definitely a guy who is going to lead young guys, try to be vocal in the room when need be. I am a guy who is easy to get along with. I would like to say I have somewhat of a big personality at times. I love to bring smile and joy to people. So, hopefully I can bring energy to the room.

"I also want to bring a type of demeanor and a type of swagger that we need on the offensive line to go and compete against some of these defensive ends and defensive tackles in this league. I want to put the onus on the offensive front, and I want us to be the leaders of the offense and be the reason why our offense is successful. I am just going to carry that mentality, that energy with me every single day and hopefully the team and the players and the coaches will see that."

# # #

‘JUST A FINAL SHOVE, MAN.’ A DAY IN THE TRAINING CAMP LIFE OF TITANS TE CHIG OKONKWO

BY JOE REXRODE
THE ATHLETIC
AUGUST 2, 2023

NASHVILLE, Tenn. — Chig Okonkwo emerged from the Tennessee Titans locker room at 9:25 a.m. Tuesday, the second day in full pads for a team and player pursuing the same objective — block better.

Okonkwo showed as a rookie fourth-round pick out of Maryland last season that he can run, change speeds, nail routes, win downfield and make plays in the passing game. Fellow second-year pro Treylon Burks has been the early standout of camp, and that in tandem with the addition of DeAndre Hopkins makes the Titans look a lot more dangerous on the outside than anyone would have guessed as of mid-July. Add Okonkwo and healthy second-year slot receiver Kyle Philips to the equation and Ryan Tannehill has intriguing options at hand when he’s not handing to Derrick Henry.

And when he has enough time to throw behind a highly unproven offensive line. One thing that can help this offense is Okonkwo getting to the point where he can more effectively help that front when needed, which will also get him on the field more often. Which will remove his presence as any sort of tell for defenses. The Athletic watched Tuesday’s practice from the perspective of Okonkwo as he continues to work on blocking, special teams and the skills that should allow him to improve on last year’s 32 catches for 450 yards and three touchdowns — 24 of those catches, 278 yards and two touchdowns in the final seven games.

Okonkwo guzzled a bottled water and started jogging toward Field 3, the most distant of three grass practice fields at St. Thomas Sports Park. He gave a “Shhhh” sign with his right index finger into the filming camera of social media coordinator Katie Moseley, then did some head bobs into the filming camera of social video producer Troy Wisneski. Team stretch ended at 9:40, at which point Vrabel gathered the entire team close for a few words that could not be picked up by observing media or fans.

Then it was time for individual drills. The first two for Okonkwo were special teams drills on Field 2, and Vrabel was front and center for the first, stopping it often to give technique instructions as would-be blockers tried to hold up would-be tacklers. Most of the participants were receivers, but Okonkwo, rookie tight end Josh Whyle and rookie linebacker Thomas Rush took turns engaging each other.

Then it was a kickoff return drill for Okonkwo, with special teams coordinator Craig Aukerman running the show. The point was to “flatten your guy out so he can’t cut across your face and make the tackle,” Okonkwo said later, and he did his best to stay in front of receiver Nick Westbrook-Ikhine and redirect him. Then Rush did the same with Okonkwo sprinting toward him.

At 9:51, it was time for Okonkwo to leave the skill group on Field 2 and get with the big uglies on Field 1. Combination blocks were the order of the day. Okonkwo and Jamarco Jones — who is trying to earn the starting right tackle spot for the first six games while Nicholas Petit-Frere sits out a gambling suspension — lined up next to each other and fired forward when offensive line coach Jason Houghtaling barked, “Turbo!”

Petit-Frere was waiting for them with a blocking pad, and they combined to drive him backward. Players rotated spots often, Okonkwo holding the pad for a rep and combining on another rep with Chris Hubbard, the primary competitor with Jones to fill Petit-Frere’s spot.

“Pad level! Pad level!” Houghtaling reminded one and all, and it’s leverage and precision that have occupied Okonkwo’s focus in an offseason of trying to become a more well-rounded player.

“And you can feel it too, when you’re going, if you can stick a guy versus not quite getting it right,” he said. “Technique is a lot more important than strength. Strength doesn’t matter. Everybody’s strong.”

At 9:57, Okonkwo got back into skill mode on Field 1. A Titans practice tradition is a gathering of the entire team and Vrabel in the center. An offensive player and defensive player face each other. At Vrabel’s whistle, the offensive player circles back and is flipped the football, the defensive player circles back the other way, and they meet in the middle to see if the ball carrier can elude the defender. There’s no tackling to the ground, but there’s an “Ooooooohhhhhh!” every time a defender is juked and left grasping air.

Okonkwo elicited no such reaction, but he made a nice move on linebacker Chance Campbell, getting past him going left with Campbell getting a touch on Okonkwo. The 6-3, 238-pound Okonkwo got a defensive rep too — he may not play as much on special teams this season, but he has to be ready — and that was more impressive. He was all over one of the shiftiest players in camp, 5-11, 196-pound rookie receiver Kearis Jackson.

At 10:04, it was time for a 25-minute team period on Field 3. The closest thing the Titans have to real football in practice. No tackling to the ground. No hitting quarterbacks. But serious hitting all the same. And the first play of the team period

illustrated the work Okonkwo is trying to get done.

He lined up as an in-line tight end, on the left side of the line. In front of him was new outside linebacker Arden Key, whose energy, voice and playmaking have been constants throughout camp. Key has been trouble at times for new left tackle Andre Dillard. On this play, it was Okonkwo who engaged him with a big pop on a handoff to Derrick Henry, and Henry cut left off the block to reach the second level.

To the naked eye, it also looked like Okonkwo may have given Key's jersey a tug. Key said later it was not holding, and Okonkwo said of the finish to the block: "A shove. Just a final shove, man."

But the fact that it looked like it might have been speaks to the details Okonkwo and the Titans are pursuing.

"I think the biggest thing for Chig is going to continue to be his hand placement," Vrabel said. "I don't think we're going to make him any bigger, he's not going to be a 260-pound player. But I think we have to just continue to focus on his hands and making sure that they're inside, that they're strong and they're powerful. (He's) not going to be able to sustain against Arden or any player with your hands outside. You just don't have enough power. He's willing. I just think that the technique has to improve."

So … holding then?

"No, I felt like on the first glance … like he let go when Arden broke the framework of his body, and tried to give him a shove, as what we coached to," Vrabel said. "I looked at it with a critical eye and I didn't see restriction at the point of attack. But again, I'm not an official. I just try to look and see what they call. I felt like he did let go and he did try to give him a shove. Then we'll see if that guy, in that case, Arden, can tackle Derrick. So again, I think it could have been better. I thought that it was smart not to grab him and tug him. It was smart to give him a shove at the end like we teach. So started off not so well and probably then finished OK."

That's the level of analysis that can go into one rep. For the rest of the team period when the first-team offense was on the field, Okonkwo was in the lineup more often than not. He moved all around, did some more blocking — including a good pass protection rep on a completion to Hopkins — and ran several types of routes downfield. Tannehill targeted him on a short pass over the middle, but Amani Hooker read it perfectly and broke up the pass.

Okonkwo got open with sharp routes against Kristian Fulton, Sean Murphy-Bunting and Kevin Byard, but the ball went elsewhere each time. When the twos and threes hit the field, he mostly stood close to Tony Dews, who has switched this season from running backs coach to tight ends coach. Dews' instruction, for Okonkwo and other tight ends, was frequent.

More special teams drills followed the team period, with Okonkwo and others getting low to bat a large blue ball back toward Dews three times while shuffling from left to right — a drill designed to work on lateral quickness. After that, Okonkwo and Whyle were back at each other, one trying to block and the other trying to slip past. At 10:47, it was time for another long team drill. But this time, as planned before practice, just the twos and threes would go.

Okonkwo and other starters ran 10 sprints on Field 2 while it got started. Then they jogged over and cheered on their teammates. The horn sounded at 11:12 after a series of plays run by Malik Willis and Will Levis. Vrabel gathered the team close in the middle of Field 3. And at 11:16, it was time to break – some players heading to fans to sign autographs, some doing media interviews, some getting in individual work such as catching passes from the Jugs machines.

Okonkwo and Dews stood by those machines for several minutes, Dews grabbing Okonkwo's arms and getting into some technique intricacies. Reporters gathered around Okonkwo a few minutes later and he was asked about playing for Dews.

"It's been fun, it's been interesting," Okonkwo said. "The man's loud. A loud guy, man, he likes to coach you really hard. It's a different coaching style, you just have to understand it, and you just have to get used to it. He just coaches you hard and that's how I wanted to be coached."

And that was after a light day. Heavier ones are on the way.

# # #

TITANS TE CHIG OKONKWO, P RYAN STONEHOUSE NAMED TO PFWA'S ALL-ROOKIE TEAM

BY JIM WYATT
TENNESSEETITANS.COM
JANUARY 24, 2023

NASHVILLE – A pair of Titans have been named to the Pro Football Writers Association's All-Rookie team – tight end Chig Okonkwo and punter Ryan Stonehouse.

Okonkwo, a fourth round draft pick of the team from Maryland, finished the 2022 season with 32 catches for 450 yards and three touchdowns.

Stonehouse, signed as an undrafted free agent from Colorado State, finished the 2022 season with a gross average of 53.10 yards per punt (90 punts for 4,779 yards). Stonehouse broke Sammy Baugh's single-season NFL record of 51.40 yards per punt, which was established in 1940 and was never matched among qualifiers (2.5 punts per team game) until Stonehouse's rookie campaign.

The rookie team was chosen in voting conducted by the Professional Football Writers of America (PFWA).

# # #

CHIG OKONKWO'S CREW: TITANS REMIND HIM OF HOME, REFLECT NFL'S AFRICA PUSH

BY JOE REXRODE
THE ATHLETIC
AUGUST 22, 2022

Titans rookie tight end Chigoziem Okonkwo got the football bug in second grade, his first year of playing and the first year he realized he could make some money off it.

So obsessed was young Okonkwo with the sport that he made sure it was on any TV he was around in his hometown of Powder Springs, Ga. He read whatever he could read, memorized every stat, every player, every bit of analysis he could find. He so impressed his classmates at the lunch table that he started charging them $1 apiece — or an ice cream cup, their choice — for his commentary. They paid it, until the principal found out, halted the operation and called Okonkwo's parents.

"I told (the principal) it would never happen again," Okonkwo's mother, Isioma, recalled of a conversation from 15 years ago. "But I was so proud of that boy. He came home and thought he was in trouble, but I said, 'That's a very, very good thought, that is our culture, and maybe some time in the future you can bring that out. For now, allow your friends to come listen to you talk about the football for free.'"

Entrepreneurship is a staple of the Igbo people of Nigeria, Isioma said, and that's the first thing that came to mind for her and her husband, Charlton, when they heard of their youngest child's exploits. Nigerian culture is something they talked about throughout the raising of Okonkwo and his two older sisters. It is something Okonkwo became more aware of at 15 when his father tragically passed away of a heart attack while out to dinner with his mother. And it is something he celebrates daily now.

Saturday, a night that saw Okonkwo catch a touchdown pass from Malik Willis in a 13-3 preseason win over Tampa Bay at Nissan Stadium, could be the last time a group of Titans who have bonded over their shared heritage are all in uniform together. Tuesday is another roster cut day, to get it down to 80. The Titans waived four players Monday, so one more must go. Okonkwo and four Nigerian teammates have very different stories and football trajectories.

Okonkwo, a promising fourth-round tight end out of Maryland, will be on the team and potentially a handy addition to the passing game. Ola Adeniyi, born in Nigeria, raised mostly in Houston and a Nashville revelation last season, should again provide quality outside linebacker depth. David Anenih, born in Dallas to parents who had recently moved from Nigeria, has been a pass-rushing standout in two preseason games, and the rookie looks like a practice squad candidate at least. Rookie tight end Thomas Odukoya, born in Amsterdam to a Dutch mother and Nigerian father, can occupy that practice squad without costing the Titans a spot — that's the advantage of the NFL's International Player Pathway program, which got Odukoya to Nashville.

"But I feel like I've got to come out every day and prove I deserve that spot," said the 6-foot-6, 253-pound Odukoya, who dominated club football in the Netherlands, sent highlight tapes to coaches all over the United States, played for two junior colleges and finally found success at Eastern Michigan.

The guy to watch Tuesday is defensive tackle Sam Okuayinonu. "Sam O.," as they call him around Titans camp, is a popular figure around the team. He's close with Okonkwo, his Maryland teammate, and that relationship is part of why Okuayinonu signed with the Titans after going undrafted. He was a captain at Maryland and he's doing all he can to add his name to an NFL trend and pursuit — the league is pouring resources into outreach efforts in Africa. Last season it reported more than 100 players on active rosters who were either born in Africa or whose parents were born in Africa.

Okuayinonu also is quite undersized for an NFL defensive tackle at 6-1, 269, and based on his opportunities and play in camp he's an active roster long shot, a practice squad hopeful and a Tuesday cut candidate. Ask Okonkwo about Okuayinonu and he'll tell you he's "an inspiration to me" and someone who shouldn't be underestimated. He's certainly been through more than most, seeing things as a young child that no one should have to see.

Born in Monrovia, Liberia, to a Liberian mother and Nigerian father, Okuayinonu was raised there by his mother, Clara, and was attending her college graduation party as a 5-year-old in 2003 when gunfire turned the celebration into chaos. The Second Liberian Civil War, which had been raging since 1999, had reached the doorstep of Monrovia. He ended up separated from his mother, fleeing with his aunt and cousin.

"The gunfire was so heavy, we couldn't turn around," said Okuayinonu, who ended up south of a primary bridge near the city, hiding in an uncle's house, protected from becoming a child soldier but not from seeing dead bodies floating in the water or starving people resorting to cannibalism.

He found out his mother was still alive when her first shipment of food — delivered by clandestine kayak — arrived. They could not speak or communicate for months, until the August 2003 ceasefire resulted in the reopening of the bridge and thousands of people streaming across to find their loved ones. That's a memory seared into Okuayinonu's brain.

"An incredible moment, a blessing," he said. "My mom's my everything. I got to reunite with her, and a lot of kids didn't get that privilege."

They moved together a few years later to Lowell, Mass., where some of their family members had already relocated. That's where he fell in love with American football. That's how it usually goes for kids from other parts of the world with a sport that dominates American culture but does not have the global pull of sports such as soccer or basketball, and that's what the NFL wants to change. That's how it went for Chic Ejiasi, too.

Ejiasi was born in Houston to parents who had recently emigrated from Nigeria. The family moved a few years later to Iowa, where Ejiasi's parents worked as nurses and he became an Iowa Hawkeyes enthusiast. He eventually walked on to Kirk Ferentz's program, lettering all four seasons as a defensive back and contributing to Big Ten championship teams in 2002 and 2004. He graduated with a health and sports studies degree in 2005, tried coaching briefly but ultimately returned as the program's first director of player development — helping players transition from high school to college, helping them excel in college, helping them find internships and employment.

The Titans hired him away from Iowa in 2016 to be their director of player engagement. He has been with the franchise since and he and his wife, Ellie, have a 2-year-old son named Obi — officially Miles Obioma, Obioma translating to "kind hearted." Ejiasi's job is much the same, helping Titans transition to this life. He loves serving and seeing young professionals benefit from and give to their community. He might be having as much fun during this preseason camp as he's had in this job.

"Taking over the league," Ejiasi said with a smile of the increase of African players in the league and with the Titans, which has meant in recent weeks a lot of sharing of stories, conversations about culture and even discovering others on the team with African heritage — such as receiver Nick Westbrook-Ikhine and safety Josh Kalu.

"It's like we kind of all have that understanding of how we grew up," Ejiasi said, and they all have strong feelings on how that culture led them here.

Ejiasi: "For me it was, we were very academically focused in our family. All about giving our best and trying and being the best we could be, especially academically."

Anenih: "I would say it's a pretty big difference from American culture. In terms of how to live, maturity. Like my parents, they've done a really good job of teaching me how to live and good habits to have. … Respect. Respect for your elders, that's probably the biggest thing I would say."

Adeniyi: "We see our elderly, we respect them. We respect everybody we come around. Coaches, custodians, cafeteria ladies. That's what it is."

Okuayinonu: "To me it's like there's a little bit more pressure to go harder, knowing the sacrifices my mom made to make this possible for me."

Odukoya: "Obviously there's the genetic component of being big and strong, and I'm proud of that, but I also think Nigerians are known for their hard work and work ethic, which you need in the NFL. That shared culture, we definitely take pride in that."

Okonkwo: "Relentless hard work. That's the only way you're going to get anything in life."

Okonkwo also realized he had misperceptions of Nigeria until he visited for the first time. This was in 2017, three years after the tragic passing of his father, to visit extended family and celebrate the life of his father with them.

"People obviously have a negative perception of Africa. They think it's like dirt, everything is poor. That's not the case. It's literally like anywhere else," Okonkwo said. "If you see my uncles' houses over there, they're bigger than multi-million dollar houses here. That's a big thing I took away, the perception and reality. Everything isn't dirt and poverty."

Okonkwo would like to go back soon to get involved in outreach efforts, NFL-devised or otherwise. Adeniyi is committed to doing so next offseason, as part of NFL Africa. Former Giants star defensive end Osi Umenyiora, who was born in London to Nigerian parents, brought the idea to NFL commissioner Roger Goodell years ago and led in June in Ghana an event called NFL Africa: The Touchdown.

It included a combine-like development camp, a flag football clinic and fan events. The idea is to find and develop talent but also to increase international exposure to the game. The Philadelphia Eagles, for example, are marketing in Ghana as part of an effort to create regional fandom for various teams in different parts of the continent. This had to make business sense for the league to happen. The NFL reports 85 foreign-born players took at least one snap in the 2021 season — compared with 62 in 2014 — and that Nigeria, Canada and Australia are driving the growth.

But for Umenyiora and others with African roots who took part and will continue to take part, it's personal and about providing opportunities. The NFL isn't the only pathway for football to change a life. College football can open many more doors for kids with ability. Foreign-born FBS players more than doubled from 2014 to 2020, from 162 to 325. Roman Oben, the NFL's vice president of football development and the first Cameroon-born player drafted into the NFL, said he got emotional on the trip to Ghana.

"The school kids, the genuine passion and excitement they had, the appreciation, it takes you back," said Oben, a 12-year offensive tackle who won a Super Bowl with the Bucs. "It makes you think about where you came from."

And sometimes that's best explained with a story. Second-grade Okonkwo was surprised that day he came home from school and his parents weren't mad about his entrepreneurial efforts. A couple years later, he came home proudly showing them a 93 he got on a math test.

"A 93?" Isioma Okonkwo said to her son. "Did somebody get 100? Why weren't you the one who got 100?"

# # #

CONNECTED BY THEIR WEST AFRICAN LINEAGE, TITANS TEAMMATES CHIG OKONKWO AND SAM OKUAYINONU DISCUSS THEIR JOURNEY TO THE NFL IN MUSIC CITY FOOTBALL, TRACK 2

BY JIM WYATT
TENNESSEETITANS.COM
AUGUST 4, 2023

NASHVILLE – The second edition of Music City Football takes a look into the NFL journey for second-year Titans teammates Chig Okonkwo and Sam Okuayinonu, two players with African lineage.

The 11-minute feature, titled "Afrobeat", went live on Thursday night on Tennessee Titans YouTube channel.

There are more than 125 African-born or first-generation players in the NFL, including Okonkwo and Okuayinonu.

At the start of the episode, Okonkwo and Okuayinonu sit down with Director of Player Engagement Chic Ejiasi, whose parents are from Nigeria, for a dinner, and it spawns into a deeper dive into the personal lives of the two Titans.

Okonkwo, a tight end, discussed the impact his father's death had on him at a young age. Okonkwo was just 15 when his father died of a heart attack.

"In the Nigerian culture, I became the man of the house right then, at 15," Okonkwo said. "All I wanted to do was make sure my family was straight. … When my dad died, it opened my eyes to, Man, the world is real."

Okuayinonu, a native of Liberia, lived in the country until he was 12 years old, when he escaped the country's civil war.

"Growing up in Liberia, it was great," Okuayinonu said. "My mom and my grandmom, my grandmom worked really hard to get us into a comfortable place in Liberia. (Then) in 2003, the civil work broke out in my country, and it was a really tough time. A lot of kids didn't get to see their parents again.

"Me and my mom ended up getting separated during the war, and that was a tough time for me, because my mom is my best friend. She's my everything."

Okuayononu and his mom reunited after the war. Okuayinonu returned to Liberia in 2021.

Music City Football, which will air exclusively on YouTube, will include roughly four to six stories that will air into the fall.

The premier episode, which debuted in May, featured new Titans General Manager Ran Carthon.

"We have incredible access, and we feel like with that access, there's another level to the layer we can tell," said Surf Melendez, Vice President and Executive Creative Director for the Titans. "We're trying to create a closer connection with our fans, with our team, so they see things they don't normally get to see. We want to be close with our fans."

Also in the works:

-A feature on new Titans linebacker Azeez Al-Shaair and his road to the NFL. A crew went to Tampa, Fla., to visit with Al-Shaair and his mother, showing his long journey, which included a time when he was homeless.

-A feature on Titans fan Colin Jones, a drummer in Circa Waves with a Middle Tennessee connection. Jones, who lives in London, is a big Titans fans who even named his son "Tennessee."

All the episodes will be roughly eight to 12 minutes.

"Every episode has its own story," said Michael Fertig, Producer, Video Content with the Titans. "We're trying to humanize our players, coaches, and members of the organization. We're trying to go beyond the podium, beyond what people see on a Sunday. We're trying to show these are real people with real lives, and they struggle with real things just like everybody else, but they're a part of this great organization."

Subscribe to the Tennessee Titans YouTube and never miss and episode of the Music City Football, presented by SeatGeek.

ROOKIE EDGE RUSHER OLUWAFEMI OLADEJO LOOKING TO MAKE HIS MARK WITH THE TITANS

BY JIM WYATT
TENNESSEETITANS.COM
MAY 14, 2025

NASHVILLE – Keith Bulluck wore the No.53 well for the Titans for 10 seasons, doing so with athleticism, enthusiasm and a relentless approach to reach greatness.

On stage at the NFL Draft in Green Bay, it was Bulluck who called Oluwafemi Oladejo's name when announcing the second-round pick of the Titans.

So, it seemed almost fitting when Oladejo took the field wearing Bulluck's old number in Tennessee.

Now, Oladejo is on his own quest to reach greatness.

Just a few weeks into his own NFL journey, Oladejo has already displayed plenty of athleticism and enthusiasm on the practice field himself, just like Bulluck did playing linebacker from 2000-09 in Tennessee, where he earned All-Pro and Pro Bowl honors, and eventually a spot into the Tennessee Sports Hall of Fame.

But Oladejo is going to have to put in the work to settle in and excel, and he knows it. He's still adjusting to playing on the edge, after making the transition in college.

This much is pretty certain: He'll be doing it with a smile.

"I would say as a kid, I was always the extrovert, leading chants," a smiling Oladejo said after rookie minicamp. "I think it is just who I am, and I try and impact players in a positive way."

Oladejo's common response when asked how he's doing: "Can't complain. It's a great day to be a Titan."

The Titans picked Oladejo, who played at UCLA, with the 52nd overall pick of the NFL Draft.

The 6-foot-3, 259-pounder sure looks the part with his size – during rookie minicamp, Oladejo flew through drills with teammates, and he was physical hitting the sled, or practice dummies.

Oladejo tallied 57 tackles, 13.5 tackles for a loss, 4.5 sacks and six quarterback hurries for the Bruins in 2024, when he started all 12 games. He earned the Kenny Clark Award for the most outstanding defensive lineman at a year-end team banquet.

This came following a season when he began focusing on a new position, playing at outside linebacker. In Tennessee, Oladejo said he's focusing on improving his hand placement, and knowing what to expect from tackles in the NFL by the way they line up across from him.

"Right now, I'm just focusing on continuing to be a better pass rusher," Oladejo said. "(Setting) the edge, playing football, and (I want to) help the team win.

"I have learned a lot of the basics of playing edge, but there's a lot to improve on. I feel good, but I'm not satisfied."

In four college seasons, Oladejo started 27 of 46 games while playing at UCLA (2023 and 2024) and California (2021 and 2022) and he recorded 238 total tackles (120-118-238), 20.5 tackles for loss, six sacks, one forced fumble and three fumbles recovered across his collegiate career.

Oladejo was invited to the Senior Bowl, where he was among the week's standouts.

He made a 30-visit to Tennessee during the pre-draft process.

"Femi is a tough, physical kid that really just started playing outside backer the fourth game of the season this year – he was playing MIKE before," Titans General Manager Mike Borgonzi said after Oladejo was picked. "So, he is developing as a pass rusher, so I think he has a lot of upside there as well. But I tell you what, he can set the edge, is physical, is violent and the kid loves football, too – that was a big part of it."

Oladejo began practicing with the veterans this week, something he'd been looking forward to.

He wants to learn from them, and make the team better.

He's just getting started.

"I'm very excited, being to be with the vets, getting under their wing," he said. "I want be a great teammate."

# # #

OLUWAFEMI OLADEJO'S BEAUTIFUL VIOLENCE HAS UCLA BELIEVING IN ITS PASS RUSH

BY HALEY SAWYER
LOS ANGELES DAILY NEWS
AUGUST 26, 2024

When UCLA linebacker Oluwafemi Oladejo went to Nigeria for the first time in nearly 13 years over the summer, he showed his friends and family videos of him slipping and dodging opposing players or thrusting them to the ground.

"I was showing videos and they're like, 'What's the point of that? You guys are hurting yourself, basically,'" Oladejo said. "So they don't understand it. Some do, but most don't."

True to his optimistic self, he continued training and working out while abroad while football remained largely unmentioned. He came back to Southern California refreshed and ready to rejoin a UCLA pass rush that was equally starting anew.

The Bruins ranked 10th nationally in total defense at the end of last season, allowing an average of 301.5 yards per game. Additionally, they had the No. 2 rushing defense with just 80.8 yards allowed per game and averaged 3.31 sacks per game, which was fifth-best in the country.

Players like edge rusher Laiatu Latu, defensive ends Gabriel Murphy and Grayson Murphy as well as linebacker Darius Muasau were all critical components of that aggressive defense.

All four moved on to earn roster spots in the NFL, and defensive coordinator D'Anton Lynn moved to USC, forcing UCLA's defense to rebuild.

"I feel like a lot of us are looked at as like a ragtag group just put together," defensive lineman Devin Aupiu told reporters during fall camp. "But it definitely adds a motivational factor for us to go get it and be our own players, be our own type of group and create the same pass rush, just in a different way."

The duality of Femi

Oladejo, also known as "Femi," is one of multiple players who could be shuffled around the field at different positions and has spent time learning how to play edge at the college level throughout fall camp.

He finished the 2023 season with 54 total tackles and recorded multiple tackles in every game except for one. His 6-foot-3, 250-pound frame moves around the field smoothly and fearlessly, but its his athleticism that allows him to oscillate between the linebacker and edge rusher.

His cheerful disposition helps, too.

Oladejo crashes into whatever is opposite of him with startling physicality, testing the seams of tackling dummies and the will of human opponents. Every tackle is a crescendo, but his attitude off the field is gentle.

"Right off the first approach, people are intimidated," Oladejo said. "But as I start speaking a few sentences, I see people kind of warm up a little bit more."

There's a video on social media of Oladejo rallying his team after a weight room workout, getting his teammates to chant, "Don't cheat yourself, treat yourself" with him. He's thoughtful and well-spoken with the media as well as his team, which has earned him respect ever since he transferred from Cal (Berkeley) ahead of the 2023 season.

Oladejo says he's always been a vocal person – a trait that was amplified when he shouted out directions as a power forward in basketball, which he played since he was 9 years old.

His positivity stems from his faith. His first name translates to "God loves me," his middle name is Moses and he had always attended church growing up, but his religious journey didn't truly begin until he was baptized in the Pacific Ocean while at Cal. He's now a signatory for Chosen Campus Ministry at UCLA.

"Faith isn't a feeling, it's a decision," he said. "It's based on what you do, so I started living it out. I've just been a cheerful guy, having a good spirit. Bringing good energy to people and just letting people know they can do it. It's believing in people, being a good person."

Pass-rushing as a team

Oladejo's infectious positivity is being spread to multiple position groups. His versatility could also improve his stock as a potential NFL draft pick. He's not the only one who will move around the field.

"We've got some great pieces," defensive line/outside linebackers coach Tony Washington Jr. said midway through fall camp.

"We're starting to figure out who can do what and moving some guys around a little bit, trying to figure out who can play with who, switching up the groupings. They're not always used to the same people next to them but overall I like how they've been responding."

While coaches have not indicated specific multi-position players aside from Oladejo, they have pointed out some driving forces of the defense. Washington said that defensive lineman Jay Toia is "a dog on the field" and defensive coordinator Ikaika Malloe believes the depth at linebacker will be an asset.

Kain Medrano, Ale Kaho, JonJon Vaughns and Carson Schwesinger are all returning linebackers with significant playing experience.

"Pass rush is an art that people overlook," Malloe said. "We pass rush as a team so everybody can learn the same thing and speak the same languages. If we can get better

at that, then those fundamentals can transfer over to the team regardless of our scheme.”

Oladejo’s beautiful violence is a brushstroke in the art of the pass rush. The duality that’s been shaped by his faith and revisiting the culture of Nigeria makes him one major piece of the UCLA defense.

# # #

CAL FOOTBALL: FEMI OLADEJO'S LEADERSHIP SKILLS FIRST BLOSSOMED IN AAU BASKETBALL

BY JEFF FARAUDO
SI.COM
APRIL 11, 2022

Cal coach Justin Wilcox calls sophomore inside linebacker Femi Oljadejo a natural leader. Those qualities first began to show themselves when Oladejo took up basketball as a 10-year-old.

Playing for his uncle on the Predators in an AAU league, Oladejo saw himself as a defensive player first, of course.

“I’m just a vocal person,” Oladejo recalled. “On a screen, `We’ve got to switch, switch, switch.’ Kind of the same thing applies to football.”

Oladejo, who grew up in Elk Grove, played in nine games as freshman last season, totaling 36 tackles and 2.5 tackles for loss. He is emerging as a likely starter along with Washington transfer Jackson Sirmon at a deep and important position on the Cal defense.

Providing leadership is part of the job description, as Oladejo sees it.

“Personally for me, being a leader in everything in life that’s kind of my mindset,” he said. “If I see something wrong, I’m going to correct it. If it’s right, I’m just going to say, `OK, we can do this a little bit better.’

“So overall, yes, I’m trying to become a leader. Just got to keep developing as an overall player.”

Wilcox says he’s liked everything he sees in Oladejo since he arrived on campus.

“His demeanor, first and foremost, is very, very impressive. He is a leader by nature,” Wilcox says in the video above. "The way he approaches everything, whether it’s meetings, practice, his workouts, his life off the field, he just has a very special way about him.

“On top of that, the physical tools that Femi has . . . he is a big, physical guy. He loves contact, he loves football. He’s going to get better and better the more he plays. And he played really good for us as a young guy last year. He’s just got a very high ceiling and he’s got the demeanor and attitude that you’re looking for at that position and just as a football player in general.”

Oladejo says his experiences last year have helped make him a more confident and fluid player. "I have a better feel for the playbook now, so I can just go play fast. I don’t have to think," he said.

He believes the Bears can be better than most onlookers will probably envision. “We expect to be a Pac-12 championship team," Oladejo said. "That’s what we’re working toward every single day.”

Inside linebacker is perhaps Cal’s best position, with Nate Rutchena, Muelu Iosefa and Trey Paster also very much in the mix.

Content is unavailable

“Everybody in that room can play football. It’s really a good group to compete with, grow with and to learn from,” Oladejo says in the video above. “Everybody in our group is connected. There’s no hatred toward one another, no envy, nothing. It’s just all love in there. It’s a great room.”

The newcomer is Sirmon, whose 92 tackles last season at UW are the second-most among any returning Pac-12 player. He is the son of Cal defensive coordinator and inside linebackers coach Peter Sirmon, but Oladejo says it’s been obvious since he arrived that Jackson Sirmon will be an asset to the Bears.

“The first week or two I was in the weight room with Jackson, I just knew he was a worker. That caught my attention. I just knew from there it was going to be all good,” Oladejo said. “Jackson’s also a leader. He’s a great guy.”

Because the Bears have more talent at inside linebacker than outside, Wilcox said it’s possible one or more players could switch positions. That hasn’t happened yet, and it’s unlikely to be the 6-foot-3, 250-pound Oladejo.

“Right now we’re really focusing on keeping Femi at inside linebacker,” Wilcox said. “We feel he has the ability and the instincts and the demeanor to be a very, very good inside linebacker.”

Oladejo also says he can play some hoops. He and several of his teammates will sometimes venture over to Haas Pavilion or the RSF to play some casual pickup ball.

He views himself as one of the team’s better players. “I can get some buckets, too, coach.”

The football team’s best basketball player?

“Believe it or not, Robby (Rowell) can hoop. Quarterback Robby,” Oladejo said of the 6-2 redshirt senior walk-on who played three years of varsity basketball at Acalanes High in the East Bay. “He has a shot on him. Robby can hoop, for sure. He might be No. 1 on the team.”

Oladejo’s full name is Oluwafemi Moses Oladejo, and he explains in the video below the evolution of how he’s asked to be addressed over the years.

# # #

FORMER YSU RECEIVER OLIVER MAKES HIS MARK AS A ROOKIE

BY NEEL MADHAVAN
THE VINDICATOR
FEBRUARY 8, 2025

Tennessee Titans wide receiver Bryce Oliver (80) is tackled by Minnesota Vikings cornerback Shaquill Griffin (1) after catching a pass during the second half of an NFL football game, Sunday, Nov. 17, 2024, in Nashville, Tenn. (AP Photo/John Amis)

After a record-breaking final season at Youngstown State in 2023, Bryce Oliver went to work in pursuit of a long-time dream — a career in the NFL.

Despite going undrafted in the 2024 NFL Draft, the Penguins alum was offered an undrafted free agent contract with the Tennessee Titans and he made the most of his opportunity, having just completed his first season in the league.

“It’s a blessing, man. It’s a blessing just to be able to get those reps under your belt and just to see how the game is played, to see how guys operate and how guys play, and to get the whole flow of the game down,” Oliver said in a phone interview. “When I come back for OTAs next year, God willing, it’ll be nothing unfamiliar. I’ll have multiple game reps under my belt, so I won’t be shocked by anything I see. I’ll be a little more seasoned than I came in last year.”

Oliver had his options after the draft, receiving UDFA offers from the Dallas Cowboys, Tampa Bay Buccaneers and the New England Patriots, in addition to the Titans.

But for him, the Titans stood out because of the veteran receivers that the team had at the time, including Calvin Ridley and DeAndre Hopkins, and due to his familiarity with the team’s former general manager Ran Carthon.

“I had guys I knew on the team already, with Calvin Ridley being another South Florida native I could look up to, then just being able to compete with guys like DeAndre who was here at the time,” Oliver said. “Being able to be led by those two leaders would be the ultimate blessing. That’s ultimately why I chose to come to Tennessee, because I wanted to be able to compete with the best of the best and be able to learn under those guys as well.”

After signing the deal with the Titans, Oliver reported to rookie minicamp in mid May, where he received his first taste of life in the NFL.

Organized team activities (OTAs) then progressed throughout the summer and culminated with mandatory minicamp in June, before training camp began at the end of July.

It was a whirlwind experience for Oliver, as he slowly began to acclimate himself to the next level.

“It was very difficult — it’s a big learning curve from college to being a professional,” Oliver said. “The playbook is tremendously bigger than my one in college, even though some of the terms and stuff are similar, the depth of the playbook is way more. The details are much more spot on. In the NFL, you have less room for error.”

While Oliver went through drills and received reps on offense at receiver, the Titans’ coaching staff also tried him out on special teams, despite not having had much experience there previously.

“It’s good to be uncomfortable,” Oliver said. “I put myself in very uncomfortable situations with doing some of the special teams stuff that I really wasn’t accustomed to doing when I was in college just because Coach (Doug Phillips) never really had me on special teams.”

By the end of training camp, Oliver had the chance to showcase himself during the Titans’ preseason.

In three preseason games, he had eight receptions for 90 yards and two touchdowns. In the final preseason game against the Saints, his 5-yard touchdown reception from quarterback Malik Willis in the final minutes proved to be the game-winner for the Titans.

But Oliver’s strong showing during the preseason games was just representative of how he had captured the attention of the coaches and scouts during camp.

He picked things up quickly, steadily improved and demonstrated consistency during camp to the point where he was right on the cusp of possibly earning a spot on the Titans’ 53-man final active roster, according to multiple media reports on the team’s training camp.

By the end of training camp and preseason, the waiting game for Oliver began.

“I was actually very nervous because I was one of the last people they brought in,” Oliver said. “So I was thinking the whole time that I had made the 53.”

On deadline day, the Titans waived Oliver, but almost immediately, they signed him to the practice squad.

“They called me in and told me to bring my iPad, so I was thinking the worst at that point,” Oliver said. “I felt like I played very well in the preseason games and was doing well in practices, so I wasn’t really mad. I was sure I had played well enough to at least make the practice squad.”

Oliver spent the first half of the season on the Titans’ practice squad, where he bided his time, waiting for his opportunity.

The day before Tennessee’s Week 9 game against the Patriots, Oliver finally got the call, as he was promoted to the Titans’ active roster.

“At that point, it was just all about taking advantage of my opportunity,” Oliver said. “I knew

that most of my role was going to be on special teams, and I just tried to take pride in that. This is how I'm going to be able to stay on the 53-man roster."

Oliver spent the rest of the regular season on the Titans' active roster, hauling in six receptions for 95 yards and tallying five tackles and three kickoff returns for 113 yards on special teams.

"It's just about the opportunities you're given," Oliver said. "You want to use them all, you don't want to leave no stones unturned."

Now that his season is over, Oliver has already set his sights on trying to keep his place on Tennessee's 53-man roster for next season.

"Every year, I want to have the same approach I did when I was coming in as a rookie," Oliver said. "I want to make the 53-man roster. Ultimately, I want to have a pivotal role on this team, whether it's being on special teams or whether that's being a starter on offense as a receiver. It really doesn't matter, I just want to be able to contribute."

# # #

TONY POLLARD'S JOURNEY FROM FAMILY'S MEMPHIS BARBECUE JOINT TO TENNESSEE TITANS RUNNING BACK

BY PAUL SKRBINA
NASHVILLE TENNESSEAN
SEPTEMBER 25, 2024

MEMPHIS — Tony Pollard wasn't there.

Tony Pollard is always there.

Everywhere.

Arms outstretched, the first-year Tennessee Titans running back is on a poster on the wall to the left of the menu hanging behind the counter at Pollard's Bar-B-Q. Two words are spelled out in white.

WELCOME HOME

There he is a few feet to the right, in the window and next to it, on posters touting his college success at Memphis.

CHANGE THE GAME

PLAYER OF THE YEAR ALL-AMERICAN

Tarrance Pollard, Tony Pollard's father and the owner of Pollard's Bar-B-Q, and Terrion Pollard, Tony Pollard's brother and an employee at Pollard's Bar-B-Q, pose for a portrait at the counter in the family's restaurant in front of a poster celebrating Tony Pollard's return to Tennessee with him in his Titans uniform in Memphis, Tenn., on Friday, September 13, 2024.

There he is again, around the corner, framed and matted in black and Memphis blue, in a Commercial Appeal story with a larger-than-life headline.

A SPECIAL PLAYER

Add the entire wall dedicated to Tony Pollard inside the brick building with the red roof on 4560 Elvis Presley Blvd., and you get the point: Tarrance Pollard is proud of his son, who led the Titans with 82 yards and a touchdown on 16 carries during the team's season-opening loss to the Chicago Bears.

"I wish all of 'em could have been like Tony," he said.

The smell of the ribs he had started smoking was still stuck to his black T-shirt when he took a seat at a table near the front window.

"Truthful. Never got in no trouble," he continued.

'A stampede of kids trying to fight my brother'

Well, almost never.

Tony Pollard showed his moxie as a running back early — and out of necessity — all the way home from a friend's house.

He was there with his brother, Terrion. Most of the boys were much older than him.

"We were on a trampoline, jumping around and stuff," said Terrion, who helps run the family business with his father. "Tony hit some kid, busted his nose by accident."

The boy didn't take too kindly to it and went after Tony. So did a lot of the other boys.

"It was basically a stampede of kids trying to fight my brother," said Terrion, who played collegiately at Lane, an HBCU in Jackson, Tennessee. "I remember him running up the street, a line of guys chasing him. He ran back home so fast I couldn't even catch him."

Neither could anyone else.

His speed also came in handy one day in third grade after he returned home from school and thought the family's home had been robbed. Some cabinets had fallen off the wall and it looked "like chaos."

Tony panicked. Visions of the time his family's apartment was robbed danced in his head.

Tarrance, who was returning home, caught a glimpse of his son "running till he got almost clean off the two acres of land."

'He told me he wanted to run'

Once upon a time, Pollard was afraid of football.

He was 4 years old playing against older boys, some twice his age. Terrion, four years Tony's senior, was one of those kids.

"He's standing out there with his little uniform as I pull up to a practice," Tarrance said of Tony. "The coach had a line of dudes running, and Tony gets the tackle. He tackled maybe two or three of those little boys."

And then?

"And then the next one came," Tarrance continued. "Man, came and laid him out.

"Them eyes were really heavy with the water, but he wouldn't let it run out."

That day, Tony Pollard told his father he wanted to quit football.

The way Tarrance remembers it, Tony didn't play again until he was 8. Terrion remembers it differently, said Tony never quit.

Either way, Tony was a lineman by then, "a tackling machine."

"But he used to nag me all the time, told me he wanted to run," Tarrance said.

Tarrance "nagged" the coach. Tony eventually ran in practice. Tony eventually ran in a game.

He's been a running back since.

Derrick Henry helped convince Tony Pollard to play for Titans

How did Tony Pollard end up playing for the Tennessee Titans?

The man he's trying to help replace, Derrick Henry, had something to do with it.

Pollard and Henry, who signed a two-year deal with the Baltimore Ravens in March after eight seasons with the Titans, work out together in Dallas. That's where Pollard used to play for the Cowboys.

"Derrick let him know it's going to be real good in Tennessee," Tarrance said. "He told Tony it was great, he loved it in Tennessee."

Playing close to home was a consideration when the 6-foot, 209-pounder pondered where to sign. That's what he did in March, for three years and $21.75 million.

"That definitely went into my decision making," said Tony, who was picked by the Dallas Cowboys in the fourth round of the 2019 NFL Draft. "Just being close to family, having games so close to home so I can have a good home crowd coming out to support. Just coming where I was wanted."

'I was getting paid something'

Tony Pollard worked one summer at Pollard's Bar-B-Q, before his sophomore year at Memphis Melrose.

He helped ring up orders, cooked burgers and hot dogs and smoked sausage.

"I don't remember what I was getting paid," he said, pausing to try to recall. "But I was getting paid something."

Then football got in the way.

"I just got too heavily involved in football," Tony said.

'We think this is going to be his best year'

Tarrance Pollard learned how to cook barbecue from his grandfather, who worked at a packing house and helped raise him in Memphis.

He seared rabbit. He slaughtered cows. He made barbecue.

He began working at Gridley's Bar-B-Q in Memphis when he was 16. Two years later, he joined the Navy.

He began his business in a food truck in 1995. He moved to a small carryout location a year later and landed on Elvis Presley Boulevard in 2011. Four months later, the restaurant was featured on The Food Network's "Restaurant: Impossible," a show that helps renovate and reinvigorate eateries.

Tarrance feels right at home here. He thinks his son will feel right at home being so close to home with the Titans, for whom he hopes to cook barbecue the way he and Terrion once did for the Dallas Cowboys.

Tony Pollard has come full circle. The 2019 NFL Draft was held in Nashville.

"We think it's going to be his best year," Tarrance said.

# # #

Your best player appears to be thinking about it, too.

# # #

WHY NEW TENNESSEE TITANS RB TONY POLLARD FEELS RIGHT AT HOME IN NASHVILLE

BY PAUL SKRBINA
NASHVILLE TENNESSEAN
JULY 31, 2024

Tennessee Titans fans leaned over the blue padded wall at Nissan Stadium and took turns screaming his name.

Tony! Tony! Tony! Tony!

A woman with a blue Titans flag. A young boy with a football. A young girl with a mini helmet. A boy with a powder blue Oilers jersey.

They all wanted the attention of new Titans running back Tony Pollard.

They got it.

Pollard obliged requests for autographs and fist bumps and selfies for more than 20 minutes Saturday after a Titans open practice, part of the team's "Back Together Weekend."

Shadowing him most of the time was his girlfriend, Kania Taylor, and their 1- and 3-year-old daughters.

Pollard, who grew up a Titans fan in Memphis, feels at home in Nashville after signing a three-year, $21.75 million free agent contract in March. His professional career was born in Nashville, too, where the 2019 NFL Draft was held, and the Dallas Cowboys picked him in the fourth round.

"That definitely went into my decision making," he said. "Just being close to family, having games so close to home so I can have a good home crowd coming out to support. Just coming where I was wanted."

Pollard, who spent the past five seasons with the Cowboys, had just finished posing for pictures with his family in the end zone before he spoke.

Tony Pollard shows off, shows out

Fans at Nissan were screaming Pollard's name earlier Saturday, too.

Quarterback Will Levis acquainted Pollard's hands with the football 40-some yards downfield and watched him run another 33 yards to the end zone, causing fans to rise to their feet in salute of the feat. Pollard had snagged the ball away from cornerback Roger McCreary's reach.

They cheered again when his last-second block in the backfield allowed a scrambling Levis to find a receiver downfield.

"That's a little showcase of what Tony's capable of," first-year Titans coach Brian Callahan said. "He runs routes and catches the ball like a receiver. He runs the ball as good as any running back."

Pollard was a receiver during his senior season at Melrose High School. With the Memphis Tigers, his receiving yards outdid his rushing yards 1,292 to 941. He also tied an FBS record with seven kick-return touchdowns.

"I love being able to show all of my ability on the field," he said. "I was more natural, more comfortable at running back but I was always good at open field."

Pollard was signed to try to help fill the void left by Derrick Henry. Pollard's contract makes him the 10th-highest paid running back in terms of average per year.

A little help from his friends

With Henry gone to the Baltimore Ravens, the load of the Titans' backfield has been left to the legs and hands of Pollard and Tyjae Spears.

They are similar backs who both can run and catch the ball.

Pollard, who topped the 1,000-yard mark the past two seasons and was given the franchise tag by the Cowboys last season, is used to sharing responsibilities.

He shared a backfield with Ezekiel Elliott for four seasons, during which he accumulated 3,621 rushing yards to go with 23 touchdowns. He also caught 176 passes for 1,319 yards and five touchdowns.

He shared time in the backfield with Darrell Henderson at Memphis, where Pollard is second all-time in all-purpose yards (4,860) and Henderson third (4,790).

How he and Spears will complement each other remains to be seen.

"That's a good question," Callahan said earlier during camp. "I think Tyjae's got a little bit different route-running ability. Tony, he's a smoother runner. They're both really explosive. Of all the groups that we have, I think those guys are the ones that are the most exciting for me."

# # #

CALKINS: TONY POLLARD A SPECIAL PLAYER FOR MEMPHIS

BY GEOFF CALKINS COMMERCIAL APPEAL OCTOBER 13, 2016

The sign looms over Elvis Presley Boulevard, just past Graceland itself. It's the kind of sign you'd see outside any barbecue joint, with individual block letters arrayed to spell out out the day's best deal.

"GO TIGERS," it says. "ASK FOR THE TONY POLLARD SPECIAL."

So, naturally, I did.

"It's chicken tenders, french fries and a drink," said Tarrance Pollard, the proprietor of Pollard's Bar-B-Que.

And when did Pollard's start offering the special?

Need a break? Play the USA TODAY Daily Crossword Puzzle.

"After Tony returned that kick," said Torria Pollard, wife of Tarrance. "We wanted to celebrate."

Tiger Football Mailbag: Memphis-Tulane, RBs and more

So celebrate they did. With the Tony Pollard Special. It gives a whole new meaning to fast food.

Memphis running back Tony Pollard — the son of Tarrance and Torria — ran about as fast as you can run for 95 yards and a touchdown against Temple at the Liberty Bowl.

He settled under the football, headed upfield, and ran straight toward his family at the other end of the stadium.

"There were uncles and cousins and a whole bunch of us in the stands," said Tarrance.

University of Memphis kickoff returner Tony Pollard runs back a 95-yard kickoff return against Temple during a 34-27 victory at Liberty Bowl Memorial Stadium on Oct. 6, 2016. It was Memphis' first kickoff return for a touchdown since Nov. 9, 1996.

"They had to tell me to sit down," Torria said.

"He's always been good at scoring touchdowns," said Tarrance.

"It was special because he's from Memphis," said Torria. "It just means a little more."

And it does, doesn't it?

Hometown kid breaks homegrown streak.

Torria and Tarrance Pollard are the proud parents of University of Memphis football player Tony Pollard.

For 20 years, no Memphis Tiger managed to return a kickoff for a touchdown. The streak and the ignominy grew and grew.

Then the Tigers put a guy back there who got his start when he suited up for the Whitehaven Ravens at the age of four.

Then they put a guy back there who played his high school football at Melrose, less than two miles from the Liberty Bowl.

Then they put a guy back there who knew about the streak because he had been hearing about it for years, and took it personally.

"Me being from here, when they put me back there, I felt that it was only right that I had to break the streak," Pollard said. "Memphis gave me my first scholarship offer out of school.

And here, Pollard unspools his recruitment story, which may remind you of another recruitment story, the one that delivered Paxton Lynch.

Like Lynch, Pollard was overlooked because injuries kept him away from the field in high school. A broken ankle forced Pollard to miss most of his junior year. .

Analysis: Tigers' comeback over Temple a tone-setter

Like Lynch, Pollard drew the attention of Memphis coach Justin Fuente, who flipped on the tape, and was immediately intrigued by Pollard's raw tools.

Like Lynch, Pollard had a lot of new suitors late in the recruiting process — Mississippi State and Missouri came at him hard — but, again like Lynch, Pollard stuck with the school that had offered him first.

"He never wavered," said Memphis running back's coach Darrell Dickey. "He was true to his word."And then he showed up on campus, and the Memphis coaches realized they had a dilemma. Where to play the guy?

"When we put him at safety, we really liked him there," Dickey said. "When we put him at wide receiver, we really liked him there. When we putting him at running back, we really liked him there."

Fuente finally put Pollard at receiver for his redshirt season. But when Mike Norvell took over, that changed.

"We'll always be looking for guys who we can get the ball to in space and they'll make big plays," Dickey said. "Instead of making a decision, we said, `Let's see if he can learn both running back and receiver.' That's what he's doing now."

Pollard spends most of his time at practice with the running backs, but he's gotten more snaps as a slot receiver in games. He's already blocked a punt, returned a kickoff for a touchdown, rushed for a touchdown and caught a touchdown pass.

A wall at Pollard's Restaurant showcasing the athletic achievements of Tony Pollard is updated with new art.

Thus, the question for the Memphis coaches becomes: Is it clear what Pollard will be in two years?

“Yes,” said Dickey. “An unbelievable weapon. He can line up in the backfield and be a Division 1 legitimate running back. And, without substituting, he can be out there at receiver and be a legitimate Division 1 wide receiver. He’s going to be a matchup nightmare.”

So it should be fun, watching Pollard — who is still just 19 — develop over these next few seasons. His parents have some idea what to expect.

“We used to promise to get him a treat after he scored a touchdown,” Tarrance said. “I thought he’d want to go to McDonald’s or someplace like that. But he wanted to go to Houston’s and get a big steak. He scored so many touchdowns, we had to change the rules after that.”

Now it’s chicken tenders, french fries and a drink. Which you, too, can buy for just $7.50!

“Just order the Tony Pollard special,” said the proud father.

"Special" being the operative word.

# # #

'JUST GO GET THE BALL:' CALVIN RIDLEY, CAM WARD START CARVING OUT TITANS CONNECTION

BY PAUL KUHARSKY
PAULKUHARSKY.COM
JUNE 3, 2025

NASHVILLE, Tenn. – Before the Titans dug into the meaty part of Tuesday's practice, when five targets were breaking formation and spreading themselves out, Cam Ward launched a deep ball for Calvin Ridley that settled perfectly into his top receiver's arms as he crossed into the end zone.

It did not mean a lot, but the moment made me think of all of the struggles Ridley had getting timed up with Will Levis last year as they were getting to know each other, and in a small way, I saw some promise in it.

For Ward to have the rookie season Tennessee is hoping for, the Ward-Ridley connection will have to be more reliable, more often, and sooner, so the receiver who was a big free-agent acquisition from Jacksonville a year ago can go beyond the 64 catches for 1,017 yards and four touchdowns he collected in 2024.

That was a solid season, but consider what it might have been if Ridley started better. In the Titans' first six games, he pulled in just 12 of 36 targets for 183 yards and one score.

He said he sees lessons in last year's slow connection with his quarterback that will benefit him now with Ward.

"Just go harder," he said. "Just go get the ball. I'm telling myself, 'If he throws the shit, go get the ball Rid, man.' Be the way you need to be, be healthy, take care of your body and just be on point so there is none of that. … I want to be in the spot where he wants me. 'What do I need to do to make you feel better?' He's easy to relate to, fun. I just like him."

Ridley said a quarterback can't be an overthinker or a jittery guy, and Ward's calm makes it clear he's not that.

"You've got to have that 'Fuck-it' mentality, Ridley said, "and he's kind of got that."

Ward had previously praised Ridley for being a pro and one of the most experienced players on the team.

In a seating scramble in the locker room, it was no accident that Brian Callahan put Ward between Ridley and Lloyd Cushenberry, the center with whom he'll have to make regular clean exchanges.

Again, this week, after an open practice, the young quarterback was raving about his most skilled receiver.

"That man's a dog," he said. "He can win versus press-man, he knows zone, I think he's one of the top five receivers in the NFL if not the best. I'm blessed to play with him. He's going to make me look good every chance I get to throw the ball to him."

I had Ward as 11-for-20 in seven-on-seven and team periods, suffering from two drops and one play where there was a major miscommunication, as no one was near his throw.

As I felt the two other times I've seen him, he was OK, fine, but there was nothing dazzling going on.

And for what he had going with Ridley, that early deep ball was a nice moment.

But there is work, of course.

He hit him once mid-range over the middle.

Later, they held a quick chat about positioning, with Ridley walking Ward to a spot, showing him something about the specifics of where he would be and the movement there. They agreed on the point and slapped hands.

In the middle of three late snaps of third and long, Ward overthrew Ridley who was one-on-one up the left side with safety Mike Brown.

And then on Ward's final throw of the practice, after Thomas Odukoya had dropped one, Ward threw one far enough behind Ridley that it was hard to call it a drop when Ridley couldn't turn his hip enough to get his hands back to it.

***

Ridley's brought a new training device to practice this year, a weighted football that Tyke Tolbert throws to him when he's alone (or working with Tyler Lockett) during special teams periods. But he's got all the receivers giving it a shift and working with it at other times.

"It's just a way to make the ball lighter, the actually ball is like a feather then, you just pluck it out of the air," Ridley said.

Ridley said Evan Engram had it when they were teammates in Jacksonville.

# # #

NEW TITANS WR CALVIN RIDLEY HAS A NEW TEAM AND PLENTY OF MOTIVATION

BY JIM WYATT
TENNESSEETITANS.COM
MARCH 15, 2024

NASHVILLE – Calvin Ridley has a new team, and plenty of motivation.

Ridley, who officially signed a lucrative, multi-year contract with the Titans this morning, said he's ready to go.

"This is my first day, and I'm learning what it is to be a Titan," Ridley said at a Friday morning press conference. "But it's amazing, man. This is my third team. They gave me some years here, so I am excited to show my talent and my skills and learn the city and learn the fans. Honestly, I am overwhelmed."

A first-round pick of the Falcons in the 2018 NFL Draft who jumpstarted his career last season with the Jaguars, Ridley agreed to terms with the Titans earlier in the week after drawing interest from a number of teams.

Ridley said he's looking forward to a new start.

He knows he has something to prove.

"I do listen to some of the stuff," Ridley said, "just to give me a boost to go out there and play well."

During his five-year NFL career, Ridley (6-1, 190) has totaled 4,358 yards and 36 touchdowns on 324 receptions while playing in Atlanta (2018-22) and Jacksonville (2023).

Last year for the Jaguars, Ridley recorded 76 receptions for 1,016 yards and eight touchdowns. He registered four of his 15 career 100-yard performances in 2023.

"I'm a good player," Ridley said. "I am the type of player who deserves this contract, I am going to say that. I am the type of player you want in the building, someone who is going to work for your organization. … (The Titans) got a player who is going to come in and work for whatever ya'll gave me. Ya'll got a player."

Selected 26th overall by the Falcons in the 2018 NFL Draft, Ridley got off to a great start in his first three NFL seasons, recording 1,374 yards and nine touchdowns on 90 catches during the best season of his NFL career in 2020 after posting 60-plus catch and 800-plus receiving yards seasons in 2018 and 2019.

After a shortened 2021 season, Ridley was acquired by the Jaguars in a trade with the Falcons while he was suspended for the 2022 season for a violation of the league's gambling policy.

Then came the 2023 season, which helped change the course of his career.

Ridley wants to change the recent fate of the Titans as well.

"I want to bring this team through the roof," Ridley said, "and do everything I can to help. From now on, I'm only going up, because my work ethic is good. I am going to put the work in to be good. I am only going up from here. I am ready to take off."

# # #

# # #

BROTHERS CALVIN RILEY RIDLEY GIVE BACK TO SOUTH FLORIDA PROGRAM THAT HELPED THEM IN THEIR YOUTH

BY DAVID FURONES
SOUTH FLORIDA SUN SENTINEL
JULY 13, 2019

For every career milestone Calvin Ridley has reached, younger brother Riley Ridley has been right behind him to achieve it a year later.

A year after Calvin went off to college at Alabama out of Monarch High, Riley went to Georgia – but from Deerfield Beach High. After Calvin was selected in the 2018 NFL draft by the Atlanta Falcons following a three-year college career, Riley did the same, going to the Chicago Bears in the past draft.

The similarities don't stop with football milestones.

After Calvin Ridley hosted his inaugural charity bowling event last summer benefiting TUFF Start, a nonprofit organization that helps underprivileged youths in Broward County, Riley Ridley on Friday night at AMF Margate Lanes made it a joint effort. The two combined to put on the second-annual "Bowling for the Boys," a night of fun for kids currently in the same program that helped the Ridleys when they were younger.

"I [saw] what my brother did last year, and it was a really cool thing," said Riley Ridley, who heads into his rookie NFL season after going to the Bears at pick No. 126, a fourth-round selection. "It was just to give back to the community, give hope to the young kids and just come show face and have fun with younger guys that we were in their shoes at one point."

"I'm very proud of him," said Calvin Ridley, who had 64 receptions for 821 yards and 10 touchdowns as a rookie. "Just happy he's here with me and makes it more fun for him to be here and for us to enjoy this."

Zack Rehman, who started TUFF Start in 2012 by offering free training sessions to kids at an open field in Margate and has now grown it into an organization that has its own facility and nearly 500 members, recalls the Ridleys being some of those initial participants.

"It's awesome to have both of them come back," Rehman said. "Our youth is important to us because it's our future. I know they see it, they believe it. … [The kids] are able to see, talk and touch somebody that's on TV and a superstar in the NFL. It's amazing for them."

Calvin Ridley and Riley Ridley, a Deerfield Beach alum who played at Monarch while his brother was there, added a youth football camp and 7-on-7 tournament at Fort Lauderdale's Joseph C. Carter Park on Saturday to this year's installment. Along with them at Saturday's camp: Bears safety Eddie Jackson, who is a Boyd Anderson product.

Having Jackson in Chicago has helped Riley Ridley during organized team activities and minicamp this offseason.

"Eddie's a local guy from around here, so it's respect," Riley said. "It's competition and we do what we got to do."

For Calvin, he looks to expand on a standout rookie season.

"I just really need to relax," he said. "I'm more relaxed right now. I know the playbook pretty good. I know what's pretty much coming."

And having Calvin's rookie season to aspire to, Riley heads in motivated.

"He sets a high standard and you just want to always try to compete the best you can, but when you have a brother that's doing good, you just want to keep things going," Riley said.

TUFF Start looks to provide a combination of athletic training, tutoring and opportunities for children to enhance their reading, art and music skills among much else.

"We're just trying to take up their time, trying to make sure they don't have that idle time out there in the streets, running around unsupervised," Rehman said. "For them, it was football, but for other kids, maybe it could be being a teacher, a motivator, being the next President of the United States."

# # #

THE RIDLEY BROTHERS: SEC STARS MAKING MOMMA PROUD

BY WALTER VILLA
SATURDAY DOWN SOUTH
2016

FORT LAUDERDALE, Fla. – It can now be revealed.

The secret as to where Alabama wide receiver Calvin Ridley, a projected first-round pick in 2018, and Georgia wide receiver Riley Ridley, his talented younger brother, got their abilities is simple.

The answer is Kay Daniels, their 49-year-old stay-at-home single mother.

“When the boys were coming up, I used to run with them and throw footballs with them,” said Daniels, who has two other, younger sons who are not big-time athletes. “I wanted to make them stronger.

“Football, basketball, track – those are (usually) men’s things. But I was a single parent. I felt I had to go out there and teach them. I wanted to keep them active.”

Daniels said she was a track star at Fort Lauderdale High, running the 100 and 200 and doing the long jump, among other events.

“I didn’t go to college – that’s where I messed up,” Daniels said. “I was supposed to be in the Olympics because I could run fast – I’m serious. That’s where the boys get their speed.”

Daniels said her mother, Dorothy, was a prep basketball player in South Carolina.

Calvin and Riley’s biological father was Colin Ridley.

“He was deported to Guyana when Calvin was 7,” Daniels said. “They never saw him again.”

It all began at Sunland

When Calvin was in middle school, he and his brother began playing football at Sunland Park in Fort Lauderdale.

At their side was their cousin Shawn Burgess-Becker. And soon enough, they met another outstanding young athlete, Ronnie Hoggins.

All four ended up at Monarch High School in Coconut Creek, one of many small cities that essentially are an extension of Fort Lauderdale. And all four became Division I college football players.

Calvin started his career as a freshman at Fort Lauderdale Dillard and played as a sophomore at Hollywood Chaminade.

But when he transferred to Monarch, he and Riley joined forces with Burgess-Becker, a defensive back/wide receiver who would later sign with Alabama before transferring to Central Florida, and Hoggins, a defensive back/running back now at South Florida.

Monarch also had a young Jerry Jeudy, now a star senior wide receiver at Deerfield Beach and another Alabama recruit.

“Somebody’s gonna be in trouble,” Hoggins said when asked for his reaction when he heard Calvin and Riley had arrived at Monarch. “They couldn’t stop us.”

Indeed, that 2013 Monarch team, during Calvin’s junior season, went 8-3 and made the state playoffs for the first time in program history. They were only stopped, Hoggins said, because Monarch lacked enough talent “in the trenches.”

Hoggins said he covered Calvin in practice every day. Once he got to college, Hoggins said there were no big surprises. He had already spent countless hours trying to stay with a fast, elusive, college-level wide receiver.

“Steel sharpens steel – we both benefitted from each other,” Hoggins said. “Calvin is explosive. But the biggest thing about him is that he’s always wanting to get better, learning how to run routes and how to get open.”

Riley, meanwhile, was bigger than Calvin and played to his strengths.

“Riley was our possession receiver,” Hoggins said. “If we needed a catch on third down, and coverage was tight, we could go to Riley.

“Don’t get me wrong: Riley could stretch the field, also, like his brother. But he was our ‘first down’ guy.”

Hoggins said Calvin is more outgoing than Riley. If you were to spend an entire day with Calvin, Hoggins said, you would be laughing 24 hours straight.

But there is at least one thing Calvin is very serious about – and that’s his younger brother.

“Seeing them together, you could always tell who was the older brother,” Hoggins said. “Riley has always looked up to Calvin like a father figure.”

How Bama found Calvin Ridley

With their biological father out of the picture, it was only natural that Calvin served as a father figure for Riley.

But who was Calvin’s male role model?

The answer has been Calvin Davis, who coached the brothers at Monarch.

Davis met Calvin in January of the youngster’s sophomore year. Calvin had just transferred from Chaminade, where he had grown disenchanted with his “touches,” Davis said.

Offering to help, Davis put together a highlight film of some of Calvin’s best plays at Chaminade, and that was enough for the youngster to get his first college scholarship offer, from Louisville.

When Calvin finally got on the field for Davis as a Monarch junior, it only took three games before his tape caught fire with college scouts.

Alabama had heard about Calvin from his cousin, Burgess-Becker. The Crimson Tide coaches checked the tape and quickly became Calvin's second scholarship offer.

After that, it was on.

"Within hours," Davis said, "LSU, Tennessee, Miami and Florida State all came through with offers.

"Calvin remained humble. He was the same funny have-fun kid when he had one offer that he was when he had 50."

Despite the small sample size of production, Alabama coach Nick Saban and his main South Florida recruiter, Mario Cristobal, were correct about Calvin, who went on to earn a five-star ranking and a designation as the No. 1 prep wide receiver in the nation.

Calvin caught 41 passes for 1,131 yards and 12 touchdowns as a junior at Monarch. He also picked off three passes as a defensive back that season.

But because Calvin turned 19 during his senior year, he was ruled ineligible – as per Florida high school rules – for the second half of the season.

Instead of playing, Calvin spent the rest of the season as an unofficial Monarch assistant coach, passing his knowledge on to his brother and the rest of the wide receivers.

Calvin also played in the season-ending Under Armour All-America Game. He went on to set the Alabama freshman record with 1,045 yards. He also caught 89 passes, the second-most ever by a freshman among all FBS schools.

That surprised nobody who saw him at Monarch.

Riley Ridley: Out of the shadows

While Calvin was dominating the SEC, Riley – who previously went by his first name, Cavin – was being heavily recruited on a national basis.

Riley had a breakout junior season, catching 25 passes for 586 yards and six touchdowns.

But Riley was seemingly stuck in his brother's shadow. Where Calvin was a Miami Herald first-team All-Broward County selection as a junior, Riley never got the same recognition. Riley made third-team as a junior and second-team as a senior.

Nationally, it was the same story. Where Calvin had been ranked the No. 1 wide receiver in the nation as a five-star recruit, Riley was a solid four-star player in the eyes of the media. 247Sports.com's composite ranked Riley the No. 234 player in the 2016 class, the No. 46 receiver. He was No. 35 in his own state.

College coaches, though, seemed to hold Riley in higher esteem. He was heavily recruited during his senior year, and his mother wanted him to join Calvin at Alabama.

But that's not what Riley wanted.

"Riley didn't want to follow in his brother's footsteps," Hoggins said. "He wanted to make a name for himself. He didn't want to be known as Calvin's little brother. He wanted to be known as Riley Ridley."

That's why Riley chose South Carolina, at least initially, picking the Gamecocks on Jan. 2, 2016.

But that's when things got crazy.

On Jan. 4, he backed out of his South Carolina commitment.

On Jan. 6, he took a trip to Georgia.

On Jan. 7, he committed to Georgia.

And on Jan. 11, he made it official, taking his first classes as a member of the Georgia Bulldogs.

New Georgia coach Kirby Smart, a former defensive coordinator at Alabama, told media members that Calvin Ridley persuaded his younger brother to switch to Georgia.

"His brother was very adamant that Riley come here," Smart said this past spring. "I don't know why. He just wanted him here."

Making their mark in the SEC

Daniels said she has had no communication with the Georgia coaching staff.

Alabama, on the other hand, is very familiar with Daniels.

"Coach Saban, he is a blessing from God," Daniels said. "He is a serious man, a wonderful man. He made my son who he is today.

"He makes boys into men. He is like a father to my son, teaching him how to be a respectful young man, teaching him how to pray. Coach Saban is a praying man."

Daniels said Saban, Cristobal and all the Alabama coaches give her hugs before and after every game.

"The Alabama coaches, when they tell you something, their word is their word," Daniels said. "They told me they were going to take care of Calvin, and they have, 100 percent."

Daniels said she makes one road trip per week, flying or driving to one of her son's games on a rotating basis.

This Saturday, she plans to be rooting for Riley in Athens, where Georgia plays host to Auburn.

So far, Riley has been slowed by surgery on a broken right thumb, an injury he suffered on Sept. 10 against Nicholls State, and then a sprained left ankle he suffered two weeks ago against Florida.

Since coming back from the thumb injury, Riley has been solid, catching two catches for 59 yards and one touchdown against Tennessee on Oct. 1, five catches for 67 yards against Vanderbilt on Oct.

15 and one catch for a 14-yard touchdown vs. Florida.

That's it – that's the extent of his freshman numbers, a vast difference between him and his brother's monster 2015 numbers.

Riley's ankle injury is not believed to be serious, And when he's healthy, Riley, a 6-2, 197-pounder, has proven to be a willing blocker, according to Smart.

"That's not normal for a wide receiver," Smart told media members in the spring. "Riley sticks his face in there. He is a South Florida kid. He's not afraid to block. He competes."

Calvin, of course, is highly competitive, too.

He showed it again Oct. 1, when he had a season-high 11 catches for 174 yards and two touchdowns in a 34-6 win over Kentucky.

Despite virtually eternal double coverage, Calvin, a 6-1, 190-pounder, leads Alabama with 45 catches for 527 yards and five touchdowns. He is also dealing with a knee injury that has him listed as questionable for Saturday's game vs. Mississippi State.

Sights set on the NFL

That slight injury is not nearly enough, however, to slow predictions that have Calvin leaving school after his junior season to enter the NFL Draft.

Lance Zierlein, an analyst for NFL.com, wrote recently that Calvin is "Amari Cooper 2.0, except faster."

The reference to the current Oakland Raiders star wide receiver is a comparison many others have drawn. That's because Cooper has made a similar journey to what is being projected for Calvin – from a South Florida high school to Alabama to a first-round draft pick in the NFL.

Zierlein said Calvin is the most talented receiver in the nation, even though he is not draft eligible until 2018.

"With exceptional play speed, elite separation ability and advanced instincts as a receiver," Zierlein wrote, "Ridley simply needs someone to get him the ball."

Davis, who coached the Ridley brothers in high school, said Riley is not as much in Calvin's shadow as one might think.

But that remains to be seen.

For now, there is a significant gap in production between them.

"Riley is more physically imposing and probably stronger than Calvin," Davis said. "Calvin is more of a deep threat. His speed and work ethic are what separate him. He is just so must faster than anybody else. The first time we ever threw him the ball in high school, he went 70 yards with a short slant pattern."

Davis also remembers the last time Monarch threw to Calvin.

With the age limit, everyone knew the game against Piper would Calvin's last. On the final play, Davis called "65 back-side post," where the quarterback rolled to his left and threw it up to Calvin in the middle of the field.

"It went for a 40-yard touchdown," Davis said. "It was the perfect way to end his high school career."

When and how his college career ends remains to be seen, but there is no question that Calvin's draft prospects are delightful to Daniels, who calls herself a "proud super mom."

She had never been on an airplane until she started going to Calvin's games last year. Now she's a pro at flying, securing that window seat whenever possible.

Daniels foresees an easier life ahead.

"It's been hard raising four boys into young men as a single mom," Daniels said. "I've asked God to help us through life. Calvin said he's going to buy 'Momma' a big house with five bedrooms and five master bathrooms and a three-car garage.

"He and Riley are going to put their money together after they make the NFL," she said. "They are determined."

# # #

NICE SURPRISE: JEFFERY SIMMONS NAMED TITANS' NOMINEE FOR WALTER PAYTON NFL MAN OF THE YEAR AWARD FOR THE THIRD YEAR IN A ROW, AND JELLY ROLL DELIVERED THE NEWS

BY JIM WYATT
TENNESSEETITANS.COM
DECEMBER 4, 2025

NASHVILLE – Surrounded by kids at a football camp he hosted last week, Jeffery Simmons provided the perfect example of an NFL player giving back in his community.

Since joining the Titans in 2019, the defensive tackle has built a strong reputation for his off-field work, when he's spread his time, and wealth.

"Everything I do," Simmons explained. "I do it from the heart. And I enjoy doing what I do."

On this day, Simmons had no idea he was going to be surprised by his good friend, Jelly Roll.

As Simmons was speaking, the country music star came up from behind to surprise him with a hug, a trophy, and some big news: Simmons was the team's nominee for the Walter Payton NFL Man of the Year award for the third year in a row.

The campers on hand, roughly 60 in all, cheered on the moment as Simmons wiped tears from his eyes.

"Now that was a good surprise," Simmons said with a smile. "I didn't expect Jelly here today, and I didn't expect this (award) honestly. There are so many guys on this team that do a lot of work. Guys are constantly in the community. For me to (named) three years in a row, that means so much honestly.

"I don't do this for the publicity, and the awards that come with it. But that means a lot, to be able to represent the Tennessee Titans. … Even the commissioner says, this award is probably one of the biggest awards in the NFL. And it just shows that no matter what is going on on the field, our community needs us."

Jelly Roll, a CMA and CMT Awards winner, a two-time Grammy nominee, and a longtime Titans fan, was happy to deliver the news.

And he's happy to be friends with Simmons, a three-time Pro-Bowler, and a five-time team captain.

"I almost cried with him," Jelly Roll said. "Jeff deserves this, but he doesn't do this for attention. He'll go do 100s of thousands of dollars of philanthropy and not tell a soul. When you do that much work in the dark, it has to feel a little good to be acknowledged in the light. And he deserves all the praise."

"Any time I can see Big Jeff, or surprise him, or hang with him. He has such a kindred spirit to mine."

Considered one of the league's most prestigious honors, the Walter Payton NFL Man of the Year Award recognizes an NFL player for outstanding community service activities off the field, as well as excellence on the field.

As a nominee, Simmons will wear a Walter Payton NFL Man of the Year helmet decal through the end of the season in recognition of his accomplishments on and off the field.

All 32 nominees will be recognized for their achievements during the week leading up to the Super Bowl LX in the Bay Area. The winner of the 2025 Walter Payton NFL Man of the Year Award will be announced during NFL Honors, a primetime awards special to air nationally on FOX and the NFL Network on Thursday, February 5.

"The night we drafted Jeffery, he committed to making an impact on the Titans organization on and off the field," Titans controlling owner Amy Adams Strunk said. "We could not ask for a more dedicated and passionate player, which is why we are thrilled to announce Jeffery Simmons as our Walter Payton Man of the Year nominee for the third consecutive season. Jeffery has displayed tremendous leadership as a five-time team captain and continues to be a cornerstone for this team. As impressive as he is on the field, it is his unwavering commitment to positively impacting youth in both Nashville and in his hometown (in Mississippi) that earns him this honor. We are grateful for all he has done for the Titans and our community."

Since launching the Give Em A Reason Foundation in 2022, Simmons, raised by a single mother with five children, has consistently hosted a number of giveback initiatives as part of his non-profit's mission to serve others through youth empowerment and self-esteem-building opportunities.

Through his "Give Em a Reason" Foundation, Simmons hopes to offer kids from a similar background a reason to hope, reach, grow and never give up. Simmons hand selects the organizations who will benefit, and he goes beyond writing checks, he shows up. He sees the need for male role models and mentors, and he answers the call.

As part of the work with his foundation, Simmons has partnered with countless non-profits and community engagement programs around Nashville and his hometown of Macon, Miss., such as Big Brothers Big Sisters of Middle Tennessee, Rally on the Runway, Backfield in Motion, Seacrest Studios, MNPS HERO program, Fund Recovery, Reach Unlimited, Noxubee Titans, and the Nashville Juvenile Detention Center. In addition, he hosts an annual Thanksgiving turkey drive, Christmas shopping spree, youth football camp and community day in his hometown. Simmons remains committed to serving the youth and acting as a source of inspiration for those battling adversity. Whether it is a cancer diagnosis, poverty, incarceration, or any other obstacle,

Simmons wants to instill a belief of hope in the next generation.

"This franchise is known for giving," Jelly Roll said. "We've had a lot of givers, Derrick (Henry), Jurrell (Casey), we've had some legendary givers in this franchise. Jeff is a man who grew up with nothing in Macon, Mississippi, and he acts like it.

"But I always tell people there's two different versions of Jeff. There's the Jeff I see during the week, and I see him on FaceTime and he's all happy. And then there's the Jeff I see at the football games, and I don't recognize that guy. He is a killer man.

"(Jeff) is literally the most gentle giant, until he walks on the football field."

The Walter Payton Man of the Year award was established in 1970. It was renamed in 1999 after the late Hall of Fame Chicago Bears running back Walter Payton.

Fans are once again encouraged to participate in Nationwide's annual Charity Challenge, a social media and online contest that allows fans to show support for their favorite Walter Payton NFL Man of the Year club winner. Fans can vote on X/Twitter by posting #WPMOYChallenge along with the last name/X handle (Simmons/GrindSimmons94) of their chosen player or by voting directly on NFL.com/ManOfTheYear. The charitable beneficiary of the player who receives the most collective hashtag mentions and online votes will win an additional $35,000 donation from Nationwide, with the nonprofit partners of the runner-up and third-place finishers receiving $10,000 and $5,000, respectively. Charity Challenge voting takes place from Dec. 4 through Jan. 5, 2026.

A look at some of the highlights from Simmons, and his work in the community, just in the past year:

-During Thanksgiving week, Simmons, along with his Give Em a Reason Foundation, hosted an event for 60 students from the Martha O'Brien Center, ages K through 8th grade.

The camp tied into Give Em A Reason's focus on sports equity this season, by first hosting a fun, skills and drills football camp for the students, put on by Simmons and his teammates. Afterward, they split into groups and participated in a mental health talk and Q&A session, assisted by representatives from NAMI Davidson County. Following the session, students will be provided dinner catered by Hattie B's Hot Chicken, and all attendees will take home a turkey, collard greens, and mac and cheese from Hattie B's Hot Chicken.

-Simmons started a Sack for Sports Equity Campaign – an initiative aimed at eliminating the financial and logistical barriers to sports participation for students in Nashville experiencing housing instability. Simmons has pledged to donate $980 for every sack he records during the 2025 season. These funds will directly support students enrolled in the HERO Program, providing essentials like sports physicals, transportation, and essential sports gear like cleats or other personal items needed to play. He also donated new shoulder pads for the Maplewood High School football team.

-Simmons has hosted multiple events with Big Brothers Big Sisters of Middle Tennessee. This fall, Simmons hosted a fishing event for 15 BBBSMT matches, in which he taught everyone how to fish. He also took six local high school students in the BBBSMT program to Men's Warehouse where they were fitted for brand new suits as Simmons offered support as a friend and mentor.

-This year, Simmons partnered with the Fund Recovery and Reach United to "Tackle Overdoses Now" by installing vending machines that dispense free naloxone. Vending machines have already been installed in Jackson, Mississippi; Fentree County, Tennessee; and downtown Nashville, Tennessee, with plans to expand to other cities across the country. Simmons is lending his face and voice in effort to erase the stigma of carrying naloxone.

In his hometown, it was common for Simmons' peers to turn to drugs as something to do, thus preventing them from achieving their full potential. In an effort to reduce the number of youth who turn to drugs to begin with, Simmons, as part of his Give Em a Reason Foundation, has worked to create secondary prevention methods for the youth, in addition to providing free naloxone.

These methods include reviving the youth football and cheerleading teams, the Noxubee Titans in Mississippi, by providing a $50,000 donation and continued support in growing the programs. The funds helped participants afford uniforms, practice equipment and field maintenance. In addition, Simmons hosted his third annual Community Funday in his hometown of Macon, Mississippi, inviting neighbors to a block party that featured live entertainment, including a surprise performance by Jelly Roll, a wide array of food and apparel vendors, as well as water slides for families to enjoy. Simmons also hosted his annual free football camp in Starkville, Mississippi, which featured a record-high 600 campers this year.

Also, during the Thanksgiving season in 2024, Simmons hosted over 60 students from the non-profit Backfield in Motion to Nissan Stadium for a dinner of Hattie B's while treating the students to new Crocs and a turkey to take home for the holidays. In true team captain fashion, he recruited other members of the team to join him. It continued his streak of giving back during the holiday seasons.

In 2023, he fed more than 500 families by organizing a drive-thru turkey distribution event at Nissan Stadium.

For the past several Christmas seasons, Simmons has provided local kids in need with a shopping spree prior to the holiday.

Simmons has also served as the honorary chair for Rally on the Runway for the last two years, supporting a leading pediatric cancer research foundation. As honorary chair, Simmons recruits fellow Titans players to escort kids impacted by childhood cancer down the runway for a fashion show fundraiser. Over the last two years, the event has raised $984,837 towards fighting childhood cancer.

Simmons has also made it a priority to visit Seacrest Studio at Monroe Carell Jr. Children's Hospital at Vanderbilt multiple times throughout the years. While there, Simmons spends time answering patients' questions on a live broadcast and offering encouragement.

In addition to all of his community work through his foundation, Simmons continually shows up for Titans community activations, such as attending local high school football games for Titans Fireball Fridays and elementary schools for T-Rac School Shows, as well as NFL Flag Regional Tournaments.

Simmons also visited the Juvenile Detention Center, located next to Nissan Stadium, with Jelly Roll and other Titans players. He shared a meal with the young residents while engaging in conversations to provide hope, inspiration and encouragement for their futures.

# # #

TITANS DT JEFFERY SIMMONS LAUNCHES "SACKS FOR SPORTS EQUITY" INITIATIVE TO SUPPORT NASHVILLE STUDENTS

BY JIM WYATT
TENNESSEETITANS.COM
SEPTEMBER 4, 2025

NASHVILLE – Titans defensive tackle Jeffery Simmons wants to make a difference on and off the field this season.

If things go according to plan, the two will work hand in hand.

This season, Simmons, who wears No. 98, is pledging $980 per sack to help "eliminate barriers preventing Metro Nashville Public School students in unstable housing from participating in school sports."

Simmons is teaming with up with Nashville nonprofit, Nashville Community Connections, and the MNPS' HERO Program, to launch "Sacks for Sports Equity," an initiative aimed at eliminating the financial and logistical barriers to sports participation for students in Nashville experiencing housing instability.

Through his Give Em a Reason Foundation, the $980 for every sack will directly support students enrolled in the HERO Program, providing essentials like sports physicals, transportation, and essential sports gear like cleats or other personal items needed to play.

"The way my foundation, and the way I try to implement it through the school system, I just want to create an opportunity to play sports, and that aligns with my foundation's mission by empowering youth with purpose," Simmons said. "And it provides an opportunity to be able to play the game, no matter what sport it is.

"My goal this year is to rack up some sacks this year, hopefully double digits. I want to push myself to the limit to get more sacks, and that will help (raise money)."

Simmons, a two-time Walter Payton Man of the Year nominee for the Titans for his work in the community, recorded five sacks last season, and he has 31.5 for his career. Simmons tallied a career high 8.5 sacks in 2021.

Fans will also have the opportunity to join Simmons by pledging a donation per sack or making a one-time donation through a secure online platform. Every contribution helps level the playing field for students who deserve a chance to play, compete, and belong.

"This is about more than sports—it's about connection, confidence, and community," said Catherine Knowles, Co-Founder of Nashville Community Connections and Director of the HERO Program. "When students are included in extracurriculars, they show up more, engage more, and thrive. Jeffery's commitment will open doors for so many."

As noted in a release from William Raymond Communications, students in unstable housing often miss out on sports due to cost and access, while participation in sports improves attendance, mental health, and academic performance. This initiative will work to ensure that every student has a reason–and a way–to play.

The program kicks off with the NFL season and will run throughout the year. For more information or to pledge, visit https://go.rallyup.com/reason2sack.

# # #

TWENTY POUNDS LIGHTER, TITANS DL JEFFERY SIMMONS COULD STILL BE SEEN – AND HEARD – IN HIS RETURN FOR MINICAMP

BY JIM WYATT
TENNESSEETITANS.COM
JUNE 10, 2025

NASHVILLE – Big Jeffery Simmons is back.

The big defensive lineman could be seen – and heard – at Titans minicamp on Tuesday.

After training on his own in recent months, Simmons said he's hungry for more – after losing 20 pounds to prepare for the 2025 season.

"It feels great," Simmons said. "It's great to be back on the field with the guys, getting to work with the guys. It's not always an easy decision, making the decision not to be here (for OTAs) with your teammates, especially with a lot of new guys. … But I made that decision, it was a personal decision.

"But today was a good day, and I was glad to be back."

With teammates surrounding him, Simmons did some up-downs, a welcome back of sorts, after being away.

Titans defensive coordinator Dennard Wilson started that tradition last year, and Simmons knew he had to keep it going.

"Of course I haven't been here," Simmons said with a smile. "It took me a minute to catch my wind. I was like, I'm in shape, but (expletive), those up-downs, they hurt."

When practice started, Simmons looked good running to the ball.

He also exchanged words with rookie quarterback Cam Ward with what looked like playful banter.

"It was predetermined," Simmons said, smiling bigger. "I've been hearing how much smack he talks … and I saw him this past weekend and was like: I'm going to be talking smack to you, too. It's fun. … We went back and forth talking smack to each other and he was able to get back in the huddle and throw the ball down the field. That was the most impressive thing, not talking smack to me, but being able to get back in the huddle, get the plays to the guys, and still be able to operate the offense."

But make no mistake, Simmons is serious about being even better in 2025.

Simmons weighed in at 301 pounds, and he thinks the lighter weight will help him on the field.

"To get out here and put it to test," Simmons said of his lighter, 6-foot-4 frame. "I feel great, I feel light on my feet, and I still feel very explosive."

# # #

NFL STAR JEFFERY SIMMONS COMES HOME TO MACON FOR SECOND ANNUAL COMMUNITY FUN DAY

BY BENJAMIN ROSENBURG
COMMERCIAL DISPATCH
JULY 9, 2024

MACON — When Jeffery Simmons was growing up in Noxubee County, the youth football infrastructure was not exactly robust, despite a strong pipeline of players making it to the top levels of college football and even the NFL.

Now that Simmons has become arguably the most decorated player to ever come out of Noxubee County High, the Tennessee Titans' star defensive tackle has dedicated much of his time off the field to giving back to his hometown.

He was back home in Macon on Saturday for the second annual Jeffery Simmons Community Fun Day — featuring food, games, live music and fireworks — and he also spent time with the players in the Noxubee Titans youth football program he founded earlier this year. More than 120 boys and girls aged 5-12 are part of the Noxubee Titans, according to Simmons' business manager, Freddie Poindexter.

"At the end of the day, we have to be there for the kids," Simmons said. "This is about the kids and whatever we can do for the kids, promoting good behavior and whatever it may be to stay in school. When you've been through it, you've been there before, you don't want to go back. I don't want these kids to experience what I went through as a kid."

Simmons played for the Macon Broncos youth program before becoming a dominant force on the football field in high school, helping the Tigers win three MHSAA state championships. The top prospect in his class in Mississippi, Simmons had offers from Alabama, Ole Miss and plenty of other top programs, but he chose to remain close to home and play at Mississippi State.

In three years with the Bulldogs, Simmons racked up 32.5 tackles for loss. Even after tearing his ACL while training for the 2019 NFL Draft, Simmons was selected 19th overall by Tennessee, returning to the field midway through his rookie season. He became a true star in 2021, finishing with 8.5 sacks and making his first of back-to-back Pro Bowls.

Following his second Pro Bowl in 2022, Simmons signed a four-year contract extension with the Titans worth $94 million, and he has spent a good chunk of that money helping kids back in Macon. The practice facility at Noxubee County High has beared Simmons' name since 2020 and was officially dedicated as the Jeffery B. Simmons Field House in 2022 after Simmons presented the program with all new equipment.

"I do it because I care about my community," Simmons said. "I just want to push something positive to our community. At the end of the day, that's what it's about, just giving back. I enjoy doing this and we want everyone to have a good time. You get on social media, you see things you don't want to see, but hopefully today, we just bring everybody together for one big fun day for the kids and for the community."

Tyre Phillips, J.T. Gray and Willie Gay, all former MSU players currently in the NFL, were also in attendance Saturday to support Simmons and the Noxubee Titans. The high school team has remained a powerhouse since Simmons graduated, winning another state title in 2017 and appearing in the championship game each of the last two years.

The Tigers are now led by rising senior quarterback KaMario Taylor, a Mississippi State commit and the No. 6 player in the state for his class, according to the 247Sports Composite rankings.

"(Simmons) definitely inspired me," Taylor said. "When he signed that big contract, it inspired a whole bunch of kids to keep playing football, keep grinding, because he's been through the same things we've been through. It means a lot because we know he doesn't have to do this. He takes his time to give back to this small town, and we're thankful for it."

Simmons also started the Give Em A Reason Foundation to "inspire youth and youth empowerment through sport, by way of self-esteem building and opportunity creation" in 2023. He was rewarded for his philanthropy as the Titans' nominee last year for the Walter Payton NFL Man of the Year Award, which recognizes an NFL player for excellence on and off the field.

"The award's cool and all, (but) I don't do it for the publicity. I don't do it for the awards," Simmons said. "Being a nominee for the Walter Payton Man of the Year, it's a dream come true, but the real dream come true (would be) winning it. That just shows how much I care about my community. I don't do it for publicity; I do it because I care."

# # #

WHY NEW TENNESSEE TITANS RUNNING BACK TONY POLLARD MADE MEMPHIS MENTAL HEALTH SUMMIT A PRIORITY

BY DAMICHAEL COLE
MEMPHIS COMMERCIAL APPEAL
MAY 4, 2024

Tony Pollard was on a tight schedule. The former Dallas Cowboys turned Tennessee Titans running back was making a quick stop in Memphis, and it was important for him to attend a mental health summit.

Pollard stopped by the Bend Dxnt Break Athletes Summit on Saturday afternoon at Hope Church. He was joined by keynote speaker C.L. Shepherd and notable Memphis celebrities, former Grizzlies player Tony Allen and rapper Project Pat.

The group spoke to Memphis-area high school students on Saturday. The two-day event started on Friday. Nearly 500 students across the Memphis area attended the events, coming from high schools such as Whitehaven, KIPP, Manassas, Germantown, ECS, Oakhaven, Houston and Briarcrest.

“Just being able to talk to the youth, I’m just trying to make sure they’re going down the right path and got their heads on right,” Pollard, a former Memphis football and Melrose standout, told The Commercial Appeal.

Shepherd, who goes around the country speaking at engagements similar to two-day summit, wanted to empathize with the students as someone who struggled with mental health as a teenager.

For Project Pat, Saturday was about continuing to show up and let his voice be heard around Memphis where he can leave an impact. Allen has increased his presence at these type of events in Memphis over the past few months.

“I love to target areas in need, because at one point, I was that person,” Allen told The Commercial Appeal. “Growing up, I had a lot of issues that I thought was normal. That’s what I want to do. Change the community norm.”

Tony Pollard talks joining Tennessee Titans

Multiple students at Hope Church attended in Dallas Cowboys No. 20 Pollard jerseys. After Pollard signed with the Tennessee Titans, those jerseys are now throwbacks.

Pollard joined the Titans in March, putting him closer to his Memphis roots. While Pollard said he made a business decision in going from Dallas to Nashville, he called being closer to home “the icing on the cake.” Playing less than three hours from Memphis impacted his decision.

“I’ve been enjoying it. I’ve been able to come home a lot more, see my family, kids get to play with their cousins and things like that,” Pollard said.

Being close to home also means Pollard can keep a closer eye on the Tigers football team.

“Ever since I’ve been there, it’s been a good program,” Pollard said. “Every year, they’re getting guys in the league, so they’re definitely in the right direction.”

# # #

WHY TENNESSEE TITANS STAR JEFFERY SIMMONS IS SENDING 'SECOND DAD' TO SUPER BOWL | ESTES

BY GENTRY ESTES
NASHVILLE TENNESSEAN
FEBRUARY 4, 2024

High school football coach Tyrone Shorter long believed his first Super Bowl would be to see former pupil and current NFL star defensive lineman Jeffery Simmons.

In a way, Shorter was correct.

While Simmons' Tennessee Titans won't be playing in Sunday's Super Bowl, it's because of Simmons that Shorter and his wife are planning to be in Las Vegas to witness the game.

As the Titans' nominee this season for the Walter Payton NFL Man of the Year Award, Simmons had two Super Bowl trips — tickets, flights, hotel accommodations — to give out.

"They were the first people that came to mind," Simmons said, "because he has done so much for me, just mentally or off the field. . . . He's not just my high school coach. I look at him as a second dad."

Simmons surprised Shorter in person, telling him he had a Christmas present for him.

Shorter and his wife are to fly out Friday and back on Monday, enjoying a weekend that'll include time spent with Simmons, his former player at Noxubee County High School in Mississippi.

"It's just the guy he is," said Shorter, now the coach at nearby Louisville High School. "To me, I'm just glad that I had an influence on his life and helped mold him to be the man that he is today. He could have given those tickets to anybody, but he decided to give them to me and my wife. It just makes me feel good. That's the reason why I do what I do, coaching high school football."

The Payton Award is one of the most prestigious in the NFL because it recognizes outstanding service and impact away from the field in addition to strong play on it.

The reasons for Simmons' inclusion, according to the Titans, are his community efforts for families and children both in Nashville and back in Mississippi.

Among the highlights: In November, Simmons handed out more than 500 turkeys to families for Thanksgiving. In July, he held a full week of events in his hometown of Macon, Mississippi, hosting a football camp and community fun day while giving gift cards to local athletes for a shopping spree.

"Some of the things that he's doing now (in giving back)," Shorter said, "we talked about that stuff when he was in high school. . . . It makes me so proud of the man that he's become."

Simmons referred to Shorter as "Coach Dad," an indication of a relationship that's far deeper than most high school coaches and players have. It goes back to when Simmons was a fifth grader, hanging around the football fields. Shorter put him to work as a water boy then.

Louisville head coach Tyrone Shorter signals for a time out at the MHSAA Class 4A State Football Championship on Saturday, December 5, 2020, at Mississippi Veterans Memorial Stadium in Jackson, Miss.

Years later, when Simmons entered high school, he was determined to play quarterback. That wasn't going to happen. "You're going to be a d-lineman," Shorter told him.

"He looked at me like, 'Huh? I ain't going to play football then if I can't play quarterback,' " Shorter recalled with a laugh.

Shorter wasn't about to let him quit playing football, either, telling him as far back as ninth grade that he had the potential to make it to the NFL.

"I think (the tight relationship) is because he looked up to me as a father," Shorter said. "He called me Coach Dad, because he didn't grow up with his father. He didn't have that male figure in his life. . . . I was there for him, whatever advice, whatever he needed, we made sure that he had it."

At the Super Bowl, Shorter says he'll be rooting for the Kansas City Chiefs, because he coached against defensive lineman Chris Jones and linebacker Willie Gay — both attended Mississippi State, like Simmons — during their high school careers.

For Simmons, too, it'll be a nice moment. He was thrilled to get the chance to treat someone who he says taught him how to be a man and told him: "Use football. Don't let it use you."

"He always held me accountable," Simmons said. "I was grateful to have him in my life, so it's like a small token of appreciation to him and his wife to get to go to the Super Bowl."

# # #

TITANS DL JEFFERY SIMMONS NAMED WEEK 12 NFLPA COMMUNITY MVP

BY JIM WYATT
TENNESSEETITANS.COM
NOVEMBER 24, 2023

NASHVILLE – Titans defensive lineman Jeffery Simmons has been named the Week 12 NFLPA Community MVP after providing turkeys to more than 500 Nashville families for the Thanksgiving holiday.

"The Bible says in Luke 12:48 that 'To whom much is given, much will be required.' Growing up in Noxubee County, Mississippi, I watched my mother make countless sacrifices for me and my four siblings, especially during the holidays," Simmons said in a release provided by NFLPA. "Knowing that God has put me in a position to be a blessing to others means the world to me, and I realize there is still so much work for me to do in the community. I want to sincerely thank everyone for helping with the Give Em A Reason Foundation Turkey Distribution."

Coach Mike Vrabel gave Simmons permission to leave Tuesday's walkthrough early so he could attend an event for his Give Em A Reason Foundation, and cars lined up outside of Nissan Stadium for the drive-thru turkey delivery.

Simmons partnered with Kroger to help feed families for the holidays.

"Being able to give back to the community means so much to me," Simmons said earlier this week. "This is a time of giving, and being in the position I am today … I always think about how I am thankful to play the game of football. I'm thankful to be able to give back to the community. I think, around this time, maybe someone didn't have the money, or whatever it might be, to buy a turkey? I think about those things."

Following the event, Second Harvest Food Bank of Middle Tennessee, FrankTown Open Hearts, and other local nonprofit organizations were able to use and distribute the remaining turkeys to additional recipients who were unable to attend.

"Just the excitement on their faces," Simmons said. "All the 'thank yous', the 'thank you for what you do for the community.' That's what it is all about. I don't look for the publicity on the outside, I do it because that is my heart. I do it for my community. … It meant a lot to be out there."

In honor of Simmons being named this week's Community MVP, the NFLPA is making a $10,000 contribution to his foundation or charity of choice. In turn, Simmons will take part in a virtual or in-person visit to a school or children's hospital. Along with the other 2023-24 Community MVPs, he will also become eligible for this year's Alan Page Community Award, which is the highest honor that the NFLPA can bestow upon a player.

Now in its 10th season, the Community MVP campaign is part of the NFLPA's continued efforts to support the year-round, civic outreach and engagement of its player members. Please visit the NFLPA Community MVP website to learn more about the program.

2023-24 NFLPA Community MVP winners:

Week 1: Alexander Mattison, Minnesota Vikings

Week 2: Bijan Robinson, Atlanta Falcons

Week 3: Justin Hardee, New York Jets

Week 4. Frank Ragnow, Detroit Lions

Week 5: Arik Armstead, San Francisco 49ers

Week 6: Emmanuel Ogbah, Miami Dolphins

Week 7: Calais Campbell, Atlanta Falcons

Week 8: Cam Heyward, Pittsburgh Steelers

Week 9: Kayvon Thibodeaux, New York Giants

Week 10: Saquon Barkley, New York Giants

Week 11: Jalen Pitre, Houston Texans

Week 12: Jeffery Simmons, Tennessee Titans

Coach Mike Vrabel gave Simmons permission to leave Tuesday's walkthrough early so he could attend an event for his Give Em A Reason Foundation.

Cars lined up outside of Nissan Stadium for the drive-thru event.

Simmons partnered with Kroger to help feed families for the holidays.

"Being able to give back to the community means so much to me," Simmons said earlier this week. "This is a time of giving, and being in the position I am today … I always think about how I am thankful to play the game of football. I'm thankful to be able to give back to the community. I think, around this time, maybe someone didn't have the money, or whatever it might be, to buy a turkey? I think about those things."

Following the event, Second Harvest Food Bank of Middle Tennessee, FrankTown Open Hearts, and other local nonprofit organizations were able to use and distribute the remaining turkeys to additional recipients who were unable to attend.

"Just the excitement on their faces," Simmons said. "All the 'thank yous', the 'thank you for what you do for the community.' That's what it is all about. I don't look for the publicity on the outside, I do it because that is my heart. I do it for my community. … It meant a lot to be out there."

In honor of Simmons being named this week's Community MVP, the NFLPA is making a $10,000 contribution to his foundation or charity of choice. In turn, Simmons will take part in a virtual or in-person visit to a school or children's hospital. Along with the other 2023-24 Community MVPs, he will also become eligible for this year's Alan Page Community Award, which is the highest honor that the NFLPA can bestow upon a player.

Now in its 10th season, the Community MVP campaign is part of the NFLPA's continued efforts to support the year-round, civic outreach and engagement of its player members. Please visit the NFLPA Community MVP website to learn more about the program.

2023-24 NFLPA Community MVP winners:

Week 1: Alexander Mattison, Minnesota Vikings

Week 2: Bijan Robinson, Atlanta Falcons

Week 3: Justin Hardee, New York Jets

Week 4. Frank Ragnow, Detroit Lions

Week 5: Arik Armstead, San Francisco 49ers

Week 6: Emmanuel Ogbah, Miami Dolphins

Week 7: Calais Campbell, Atlanta Falcons

Week 8: Cam Heyward, Pittsburgh Steelers

Week 9: Kayvon Thibodeaux, New York Giants

Week 10: Saquon Barkley, New York Giants

Week 11: Jalen Pitre, Houston Texans

Week 12: Jeffery Simmons, Tennessee Titans

# # #

HOW TITANS' SIMMONS SAW FOOTBALL AS LIFE-CHANGING OPPORTUNITY

BY TURRON DAVENPORT
ESPN.COM
OCTOBER 18, 2023

NASHVILLE, Tenn. -- The bye week couldn't have come at a better time for the Tennessee Titans.

A frustrating 24-16 loss to the Baltimore Ravens pushed the Titans (2-4) to the bottom of the division, causing team captain Jeffery Simmons to suggest his teammates do some soul-searching.

"We need to figure out the guys that want to be out there," the defensive tackle said. "We need to reevaluate our team and figure out who wants to play football for the Titans."

The pain shows on Simmons' face after every loss.

It's from the competitive spirit he developed from going against his older brother, Dylan Bradley, whose NFL aspirations were cut short due to injuries. They competed in everything from tackling drills to video games and more.

"He used to be so competitive," Simmons said. "I used to be mad at him. We used to fight each other every time he beat me."

During position meetings, Titans defensive line coach Terrell Williams pulls up clips of Simmons hustling to the football even when the play isn't near him as an example of how he wants the other players to compete.

"There's nothing better than showing guys that are at [Simmons'] status and still play hard," Williams said. "Not every Pro Bowler is running to the ball the way he is. If Jeff Simmons can run to the ball, the rest of the guys better get going, too."

Simmons and Bradley are only two years apart, so Simmons had to wait his turn to start playing when he was watching his big brother play at 5. The two used to practice tackling by putting their pads on so they could hit each other and by hitting a tree in their backyard.

"Tough" is how Simmons described it.

Bradley said he knew his little brother was built different when he had tightrope ankle surgery during his senior year in high school. The procedure normally has a four-to-six-week recovery time, but Simmons came back to play two weeks later.

As the oldest of five siblings (three sisters and Simmons), Bradley had to be "the man of the house." He quickly saw football as a way that he could make things better.

"Football gave me the opportunity to change my life and my family's life," Bradley said. "So, I had to put all my energy into football."

Simmons took on the same belief from a young age. Growing up they always talked about being able to make things better for the family.

That's why Simmons was emotional during his press conference after he signed a four-year, $94 million contract extension, making Simmons the second-highest paid defensive tackle in the NFL -- behind only the Los Angeles Rams' Aaron Donald. Simmons came a long way from when he had to share the bed with his brother.

"Every day I wake up and think about those hard times and how my mother didn't feel like it," Simmons said as he fought through tears. "Sometimes, I'll be like 'I'm hurt' and think about my mom. My family, that's my motivation."

Their uncle, Jason Hatcher, played defensive line for the Dallas Cowboys. Having played the same position, Simmons and Bradley wanted to follow in their uncle's footsteps.

Simmons remembers going to his uncle's house in Dallas and seeing the things that football provided.

"It was like me being around that made me love the game more because I know my uncle also came from a small town [in Louisiana]," Simmons said. "That motivated me, just knowing that I could do the same thing."

Meeting his uncle's teammate, Hall of Famer Demarcus Ware, was a huge moment for Bradley to push for the NFL.

Simmons was a freshman on the football team at Noxubee County High School in Mississippi when Bradley was starring on the team as a senior.

Ole Miss and Mississippi State recruited Bradley in high school, but he chose to play at Southern Miss from 2013 to 2016.

Bradley signed with the Minnesota Vikings as an undrafted free agent in 2017, but he was waived during the final roster cuts and re-signed to the practice squad. He had a good chance to make the roster in 2018, but an ankle and knee injury ended his dreams.

As for Simmons, he would also become a standout for Noxubee County before suiting up for Mississippi State, where he'd go on to be an All-American from 2016 to 2018.

Although it wasn't career-ending, Simmons had a devastating injury in February 2019 before the scouting combine. He thought he just hyperextended his knee, but Hatcher, who served as a pre-draft mentor, had to break the news he got from Simmons' trainer, Tony Villani of XPE Sports, that the injury was actually a torn ACL, according to Simmons.

Simmons told ESPN he called Bradley in tears and told him he considered going back to Mississippi State. Before the injury, Simmons was projected to be a top-10 pick.

But Bradley promised things would work out.

"You're the best defensive tackle in the draft," Bradley said. "You'll get picked in the first round."

The injury gave the brothers the opportunity to lean on one another as the draft approached and spend some time together.

Simmons almost joined the Vikings like his brother, as Minnesota considered taking him at No. 18. but they took center Garrett Bradbury instead.

The Titans gave Simmons the call of his life when they were on the clock at No. 19. The two brothers, who were wearing matching outfits, embraced as soon as Simmons got off the phone. They were on their way to Nashville.

Bradley worked for a framing company when he first got to the city. He got into training when the COVID-19 pandemic hit in 2020, first by helping his sister lose a significant amount of weight through workouts they did in Simmons' garage.

Bradley got the certification to be a trainer soon after that, which led to an offer to work at a sports training facility called D1 that opened in Spring Hill, Tennessee -- where he is now the head strength and conditioning coach.

Simmons approached Bradley last winter about being his trainer after he decided to stay in Nashville to train during the offseason. Bradley was honored to train his younger brother along with former Titans' and current Buffalo Bills defensive lineman DaQuan Jones.

"I could tell training is his passion," Simmons said. "This past offseason, I'm like, 'I'm going to give you a chance.' He did a hell of a job with that, helped me get stronger as well."

He was coming off a season where he had to push through an ankle injury for most of it. Simmons told ESPN he had to get shots in the ankle over the last eight weeks just to be able to play.

The emotions came spilling out after a loss to the Jacksonville Jaguars in Week 18, which made the Titans miss the playoffs, when Simmons was asked about playing through his injuries.

That loss also marked the first time that Simmons would miss the playoffs.

"As his older brother, I was like, 'Don't let them see you cry,'" Bradley said. "But that's him allowing himself to be vulnerable and showing his passion. If everyone on a given team had that much passion about football that team wouldn't lose."

With Simmons' passion comes belief. In himself and his team, and though the Titans haven't gotten off to the start they would have wanted, Simmons believes things can turn around.

"We have a long season ahead," Simmons said. "We have a bye week, and hopefully guys get healthy, hit that reset button and come back ready to roll."

Their next shot to start to turn the season around comes Week 8 when they host the Atlanta Falcons on Oct. 29 (1 p.m. ET, CBS).

# # #

KEY TO CITY PRESENTED JEFFERY SIMMONS DURING FUN DAY

BY GRANT MCLAUGHLIN
DISPATCH
JULY 5, 2023

MACON – When Macon resident William Mitchell was looking for something to do with his daughter, Rachel, this weekend, he wasn't sure what would shake out.

After hearing that Tennessee Titan Defensive End and former Noxubee County High School football player Jeffery Simmons was hosting a community fun day, he knew just what to do.

"I watched (Simmons) play all four years of high school football," Mitchell said. "We were just at home and I really wanted to bring her out to this, and because she loves water games."

Mitchell was one of around 3,000 people who signed up to attend the Jeffery Simmons Fun Day event at the Noxubee County Sportsplex, featuring local food vendors, music and games for children, as well as a firework show that evening, Simmons said.

Simmons told The Dispatch he wanted to come home and host an event to pay homage to his hometown of Macon and bring people out for the Fourth of July holiday.

"(Events like this) motivate me," Simmons said. "This is where I started from. I am going to help people from all over, but right here in Noxubee County is what made me. I wanted to bring something back to where I came from."

Mayor of Macon, Buz McGuire, said the city provided fireworks for the event, and also presented Simmons a key to the city for his philanthropic efforts in Noxubee County.

"For me, the most important thing is he's willing to give back to his community," McGuire said. "I know he's done some work at (Noxubee County High School), and now he's putting on this day. I'm sure there'll be other things in the future too."

In 2021, Simmons provided free meals to Macon Electric workers and 4-County Electric Power Association linemen for their work following a severe winter storm, and funded a $50,000 renovation project for NCHS to revitalize its field house and weight room in 2022.

Simmons also donated $75,000 to the Starkville Parks and Recreation Department that same year to build a turf field at the Starkville Sportsplex.

Simmons said he plans to continue making trips back home to work with local high school students and put on more events, but could not comment on the nature of those future endeavors.

"Everything is not set in stone," he said. "I don't want to speak on anything just yet right now. But we want to grow this city. We don't have a lot here. So, I think that's where it starts."

Another attendee, Johnathan Morris, said he brought his whole family out to the event to support Simmons, but also to see the firework show and enjoy the holiday as a family.

"I'm a big fan of Tennessee Titan Jeffery Simmons, and we came out to support (him)," Morris said. "But it's also pretty nice because it has a lot of stuff for the kids."

# # #

FOUR YEARS LATER, TITANS DT JEFFERY SIMMONS STILL BUOYED BY CONTROLLING OWNER AMY ADAMS STRUNK'S TRUST IN HIM

BY JIM WYATT
TITANS ONLINE
APRIL 14, 2023

NASHVILLE – Four years ago, after being selected by the Titans in the first round of the 2019 NFL Draft, an emotional Jeffery Simmons vowed to reward controlling owner Amy Adams Strunk for having faith in him.

Simmons, sitting two seats down from Strunk at his introductory press conference, tucked his head and shed tears when Strunk spoke about her trust in him while welcoming him into the organization.

Simmons, who was recovering from an ACL injury at the time, had faced questions following an off-field incident he was involved in back in high school. The well-publicized incident resulted in heavy scrutiny over the pick, but Strunk spoke about second chances, and her faith in Simmons.

"Coming from a woman," Simmons, fighting back tears, said of Strunk at the time. "I'll tell her in front of you guys that she can trust me. I won't let her down."

Strunk was involved in the process that led to the Titans selecting Simmons.

"We are getting a great football player, that goes without saying, but we are getting a great man," Strunk said in April of 2019. "We are a nation that gives second chances, and this young man, Jeffery Simmons, he deserved that second chance."

On Wednesday, the Titans officially awarded Simmons with a second contract.

The big defensive lineman signed his long-term contract extension before another emotional press conference when he once again thanked Strunk for believing in him.

Simmons said he exchanged texts with Strunk after the two sides agreed to terms.

"From day one I told Miss Amy that I would never let her down," Simmons said. "I texted Miss Amy after we came to an agreement, and I told her how much I appreciated her trusting in me from day one. What she sent back to me, she told me: 'You promised me that you would never let me down and you haven't.' And that right there, it hit something inside.

"To have a female owner, a lady owner, in the NFL to trust in you so much, from the adversity I went through on my journey to get here, it means so much to me. Miss Amy, I appreciate you so much."

Simmons has held up his end of the bargain since the Titans selected him with the 19th overall pick on the 2019 NFL Draft out of Mississippi State.

Simmons has been named to two Pro Bowls in four years, and since joining the Titans he ranks second on the team with 21 sacks, trailing only outside linebacker Harold Landry III (26.5). His career totals also include 196 tackles, 19 passes defensed, two forced fumbles and three fumble recoveries.

After missing the first six games of his rookie season due to a pre-draft injury, Simmons played in 56 of the team's last 60 games (54 starts). He was a team captain in each of the last two campaigns.

Simmons said he's grown on and off the field over the past four years.

"I know for a fact I have grown," Simmons said. "If you don't grow, especially as a player in this league. From year one, I am going into year five now, I don't think I'd be standing at this podium right now.

"As a man, I try to be better than I was. …. That's been my motto forever: Be better than I was yesterday, on the field and off the field. Of course, I feel like I have grown as a man, and as a player."

# # #

ON HIS BIG DAY, TITANS DT JEFFERY SIMMONS IS SMILING THROUGH THE TEARS

BY JIM WYATT
TITANS ONLINE
APRIL 13, 2023

NASHVILLE – Jeffery Simmons had a lot of things on his mind when he stepped up to the podium on Wednesday.

Among his thoughts: "I'm going to try not to cry today."

Then the big defensive lineman looked at his mother, and the tears started streaming down his cheeks. At one point he paused for 12 seconds before gathering himself.

"My mom, single parent," Simmons said. "Just to see the journey we have been on as a family. It's crazy," Simmons said. "I think, man, from house to house, apartment to apartment. Sharing a bed with my brother. Now, we're good. … It's generational wealth, as we call it. It's who I do it for. Every day I wake up, I think about those hard times where I know my mom didn't feel like it. Sometimes I am hurting, but I think about my mom, having raised five kids on her own. For me to say, I don't want to do this. That's my motivation, my family."

Titans General Manager Ran Carthon, Coach Mike Vrabel and a big group of family members were on hand at Ascension Saint Thomas Sports Park on Wednesday for a press conference celebrating the long-term contract extension Simmons signed earlier in the day.

At the conclusion of the press conference, Simmons talked more about his mother, Brenda Bradley, and his upbringing.

Simmons said his mission since first stepping on the football field as a five-year-old – when he used to put on his shoulder pads and hit a big pear tree in the backyard – has always been to make his family proud.

And give them a better life.

"I didn't want to make too much eye contact with my mom today because I knew she'd be there crying, and then I'd cry, too," Simmons said with a smile. "But to think about that upbringing, and all the adversity we've been through. … I know she is proud of me."

Simmons said the family moved six or seven times when he was younger, including a move from Louisiana to Mississippi.

At most places, Simmons shared room with brother, and his two sisters also shared room. Simmons said his mom adopted his uncle's daughter, a cousin, who he also calls a sister.

With a household of five kids, Brenda Bradley had to work all kinds of jobs, from working at a convenience store to working at a prison. She did everything she could to make ends meet, Simmons said.

"But she never missed a birthday," Simmons said.

Simmons said he pulled weeds as a kid to make extra money, to keep her from having to pay for his football uniforms.

Not too long after signing his first NFL contract with the Titans in 2019, Simmons bought his mom a house in Spring Hill, Tennessee, so she could be close.

Now, after signing a mammoth deal with the Titans, the two-time Pro Bowler knows his family will be taken care of for years and years and years to come.

He's also now finally ready to reward himself – he plans to buy a new home, perhaps with a pool.

"I never picture myself wearing another color than two-tone blue, other than a gold jacket," Simmons said. "This is a great day. I hope I retire here, and I hope I can make this franchise happy."

# # #

IT'S BIGGER THAN FOOTBALL': TITANS' JEFFERY SIMMONS SPENDS WEEK GIVING BACK IN MISSISSIPPI

BY STEFAN KRAJISNIK
THE TENNESSEEAN - MISSISSIPPI CLARION LEDGER
JULY 9, 2022

STARKVILLE – Before he was an All-Pro and All-SEC defensive tackle, Tennessee Titans star Jeffery Simmons was a manager for his high school football team.

Simmons was in middle school but served as a varsity football manager when he walked through the weight room at Noxubee County High School and saw the rusty weights and bent bars.

It's a sight that stuck with him, particularly as he saw opponents such as West Point with better equipment to help build a "winning culture."

So Simmons made a promise. He wasn't a 6-foot-4, 300-pound menace yet, but his potential had always been apparent as a five-star prospect. Once he made it to the NFL, Simmons said, he'd ensure future Noxubee County athletes had access to better equipment.

The former Mississippi State standout fulfilled the promise Thursday as he stood outside newly named and renovated Jeffery B. Simmons Field House. The only thing more eye-popping than the shiny oversized scissors used in the ribbon cutting was his neon yellow shorts suit.

"I cannot really show my appreciation for Noxubee County enough," Simmons said.

Simmons' time in high school wasn't always as successful as his football career. As a senior in 2016, he was found guilty of malicious mischief and pleaded no contest to a simple assault charge. It came after he was helping break up a fight between his sister and another woman. Simmons was shown on video striking the woman before walking away.

Simmons said the donations and work he does for his high school are not an attempt to cover up for what happened.

"I moved on from all that," Simmons said. "I don't even talk about it anymore. I don't live in the past. My thing is, what I'm doing now is to make sure my name, my brand — the Jeffery Simmons brand — will leave a legacy not just for me but for my kids and their future.

"That's my biggest thing. I have nephews, nieces. What can I do to make sure they're good in their future and make sure they don't have to live off that – live off something that happened 20 years ago, 30 years ago."

NCHS athletics director Karen Dixon — who has known Simmons since he was in her fourth-grade class — says once the school was informed of Simmons' plan with the weight room, it was their idea to name the field house after him.

The unveiling in Macon, Mississippi, was only the start of an eventful week back home for Simmons. He made the short trek Friday to Starkville, where he signed a $75,000 check for Starkville Parks and Recreation toward a new turf field at the Starkville Sportsplex.

The field was also named in his honor and was used through the weekend for his third annual youth camp.

"It's bigger than football," Simmons said Saturday. "It's not all about just these young kids seeing us play on Thursdays, Monday nights and Sundays. These kids matter. The town of Starkville matters. The town of Macon matters."

Tennessee Titans defensive lineman Jeffery Simmons reacts after a play in the first half against the Cincinnati Bengals at Nissan Stadium.

Simmons was joined at his camp by NFL players Elgton Jenkins, Tyre Phillips, J.T. Gray and Gerri Green, among others. The group remains tight-knit as their careers have shifted away from Mississippi, and Simmons says there is never hesitation when they ask each other to help with events such as youth camps.

Mississippi State quarterback Will Rogers also received an invitation from Simmons. He remembers the angst of being a kid at a youth camp with successful football players around. Now he notes the commitment that comes with being on the adult side.

"They're pros, for sure," Rogers said. "The way they conduct themselves — not only on the field but also coming back and doing things like this for the community. Helping people that don't have as much … It's humbling to see and definitely something I'm going to learn from."

# # #

TITANS GUARD PETER SKORONSKI NOMINATED FOR ART ROONEY SPORTSMANSHIP AWARD

BY JIM WYATT
TENNESSEETITANS.COM
NOVEMBER 26, 2025

NASHVILLE – The Titans have nominated guard Peter Skoronski for the 12th annual Art Rooney Sportsmanship Award.

A first-round pick of the Titans in the 2023 NFL Draft, Skoronski has started 42 games for the team over the past three seasons, including starts in all 11 games this season.

During that time, Skoronski has built a strong reputation for his professional approach, and his work ethic.

He was informed of the news during a team meeting on Wednesday morning, when he was congratulated by his teammates.

"It was a surprise," Skoronski said. "They put it up on the (video) board. It's an honor, pretty cool. I try to play the game the right way."

The award, created in 2014 and named after the late founding owner of the Pittsburgh Steelers and Pro Football Hall of Famer Art Rooney Sr., recognizes players around the league who best demonstrate the qualities of on-field sportsmanship, including fair play, respect for the game and opponents and integrity in competition.

Over the past three seasons, Skoronski has averaged just 0.4 percent penalties per offensive snap (10 total accepted penalties on 2,494 offensive snaps). Skoronski has never been flagged for an unsportsmanlike penalty.

"I love the way he shows up every day to work. He's a true pro in every form," interim coach Mike McCoy said of Skoronski. "The mentality he approaches the game with and the respect he has for his teammates, opponents and the game itself is what we want our players to embody. He wants to be great and he leads by example."

A panel of former players from the NFL Legends Community, will select eight finalists (four in the AFC and four in the NFC) from the 32 nominees. The eight finalists will be listed on the Pro Bowl ballot under the Art Rooney Sportsmanship Award category when players vote in December.

The winner is determined by a vote of current NFL players and will be announced as part of the NFL Honors program the Thursday before Super Bowl LX.

"Sportsmanship is at the very the core of the game, the foundation of our values that are shared across all levels of the sport," said Troy Vincent, NFL executive vice president of football operations. "These Rooney Sportsmanship Award nominees demonstrate to the world how the game is played with respect and integrity at the highest level of competition."

# # #

TENNESSEE TITANS DRAFT PICK PETER SKORONSKI'S GRANDFATHER PLAYED FOR VINCE LOMBARDI: WHAT ELSE TO KNOW

BY MIKE ORGAN
THE TENNESSEAN
APRIL 28, 2023

The Tennessee Titans selected former Northwestern offensive tackle Peter Skoronski with the 11th pick in the first round of the 2023 NFL Draft Thursday.

Skronski was the third offensive lineman taken in the draft behind Ohio State's Paris Johnson Jr. to Arizona and Tennessee's Darnell Wright to Chicago.

Here are three things to know about Skoronski:

Grandfather played for Vince Lombardi

Skoronski's grandfather Bob Skoronski was an offensive tackle for the Green Bay Packers when Vince Lombardi was building a dynasty. He spent nine seasons with the franchise.

He was a rookie in 1956, spent two years in the U.S. Air Force, and returned to Green Bay from 1959-68.

Bob Skoronski, 84, played in two Super Bowls, was an All-Pro in 1966 and is in the Green Bay Packers Hall of Fame.

Peter Skoronski tweeted earlier Thursday that his grandfather served as his inspiration to make it to the NFL.

Nation's best pass blocker

Skoronski finished the 2022 season with Pro Football Focus' highest pass-blocking grade in the country at 93.0. That also is one of the highest ratings of all time.

The 6-foot-4, 315 pounder allowed only six pressures on 480 pass-blocking snaps.

Skoronski posted a 79.1 run-blocking grade, which was fifth among Power 5 offensive tackles.

Skoronski was Northwestern's first offensive lineman to earn the Rimington-Pace Big Ten Offensive Lineman of the Year. He also became only the third Wildcat offensive lineman to earn two All-Big Ten first team awards under Pat Fitzgerald.

He was a finalist for the 2022 Outland Trophy.

Didn't translate

Even with Skoronski anchoring the line, Northwestern was not among the top offensive teams in the Big 10.

The Wildcats finished 10th in the Big Ten and 94th nationally in passing (210.3 yards) and ninth in the Big Ten and 98th nationally in rushing (125.1 yards).

Northwestern scored only 10 passing touchdowns and 11 rushing.

# # #

FOR TENNESSEE TITANS 1ST-ROUNDER PETER SKORONSKI, CHICAGO HOMECOMING COMES WITH BIG CHANGE

BY NICK SUSS
NASHVILLE TENNESSEAN
AUGUST 11, 2023

Peter Skoronski isn't at the position he's used to, and isn't in the position to complain about it.

Skoronski's been starting at left guard for the Tennessee Titans since the day he arrived in Nashville after the Titans made him the No. 11 pick in the 2023 NFL Draft. The only problem? Skoronski isn't a guard. Never has been. He was an All-America left tackle at Northwestern and a five-star recruit as a left tackle before that.

He's always played the most premium position on the offensive line and he's always done it well. But now, in the days before his preseason debut as an NFL guard, Skoronski isn't caught up in where he's playing so long as he is, in fact, playing.

"My real goal is just to be a great NFL player," Skoronski said. "I'd love to just be on the field if at all. Beggars can't be choosers I guess in that sense."

The Titans' preseason opener against the Chicago Bears on Saturday (noon, News Channel 2) represents a big moment for Skoronski for a few reasons. One, it's his first opportunity to play in the NFL. Two, it's his first opportunity to play guard in the NFL. And three, he's playing in friendly confines. Skoronski grew up and played high school and college football in the Chicago area and says he's been coordinating ticket requests with friends and family for months.

It's hard to call this a grand homecoming for Skoronski. He hasn't been in Nashville long enough to miss a Windy City winter. He's only been with the Titans for about as long as a college freshman would spend in the dorms before packing a few loads of laundry in the car and heading home for Thanksgiving dinner.

Instead of laundry, Skoronski's bringing a bus-load of offensive linemen home with him. Skoronski says he's in charge of sating their Thanksgiving-sized appetites by picking the restaurant for the linemen dinner Friday night.

Whether it's picking the perfect eatery or sliding inside to guard for the first time in his life, Skoronski has the same mission.

"I'm trying to be a great teammate," Skoronski said.

Why guard matters

Titans offensive line coach Jason Houghtaling says it wasn't hard to project Skoronski's skills at guard.

"You watch that tape from his college days at Northwestern," Houghtaling said. "When he gets his hands on people he can control them. That's the name of the game there. Just his physicality. Any of their in-the-box runs, he looked really comfortable climbing to second-level defenders, redirecting and all those things."

There's a stigma in football circles that guards are less important than tackles. And it's not hard to see why. Defensive ends and outside linebackers have always been the biggest threats to quarterbacks. So tackles, naturally, are most important for protecting passers. This is especially true of left tackles, since most quarterbacks are right handed and left tackles are tasked with preventing rushers from sneaking up on quarterbacks from behind.

From 2000-20, there were 76 tackles picked in the first round versus 35 guards and centers combined. Six guards and centers make at least $15 million per year compared to 22 tackles. If an offensive lineman wants to be picked higher or paid more, he's better off on the outside.

But times are changing. For nearly a decade, the league's most fearsome pass rusher has been Aaron Donald, a defensive tackle. And as a new generation of interior pass rushers like the Titans' Jeffery Simmons, the New York Jets' Quinnen Williams, the Washington Commanders' Daron Payne and the New York Giants' Dexter Lawrence are approaching their prime and earning big pay days, guards are only going to become more vital.

"Guys like Jeff are some of the best in the league at getting to the quarterback and stopping the pass game," Skoronski said. "That makes your job important. If they're paying the guy across from you, you better be good at it too."

Making the most of the preseason

The Titans' other guard, Daniel Brunskill, knows a thing or two about changing positions. He was a tight end until his senior year of college when he moved to tackle, and he's played center, guard and tackle as a pro. Unlike Skoronski, Brunskill was undrafted. He made his pro debut as an Atlanta Falcon in a preseason game against the Miami Dolphins in 2017, mostly playing as a reserve tackle.

To Brunskill, the challenge of playing your first preseason game is the immediacy of it all.

"They had told us the ones were going to go a certain amount and then all of the sudden the ones went like one drive and it was like 'Hey, go!'" Brunskill remembers. "You've got to go from zero to 100 right now and just kind of go out there and perform."

That type of urgency is what Brunskill is telling Skoronski and the other rookies to be prepared for. Football moves fast. One second you're on the bench. Another there's been a turnover so you're scrambling to find your mouthpiece before running out onto the field. Preseason simulates that at warp speed, with units cycling through

and players trying new positions on nearly every drive.

Not that Skoronski's teammates are concerned about the first-rounder acclimating. Titans tackle Nicholas Petit-Frere, who is suspended the first six games of 2023 for violating the NFL's gambling policy, was in Skoronski's position last year: a former five-star recruit from the Big Ten thrust into starting as a rookie Day 1.

But Petit-Frere doesn't consider his situation and Skoronski's equal.

"Peter’s in an even better position than me," Petit-Frere said. "He’s coming in and he’s really come out running."

# # #

BEHIND THE SCENES ON TITANS DRAFT NIGHT: HOW PETER SKORONSKI LANDED IN TENNESSEE

BY DAN POMPEI
THE ATHLETIC
MAY 4, 2023

CHICAGO — In an alcove of a cozy restaurant, Peter Skoronski, known for being impenetrable, is surrounded by hope.

His phone rings, Skoronski answers, and his eyes get wide.

He could have been at Kansas City's Union Station, hobnobbing with Roger Goodell, Mel Kiper Jr. and Bryce Young. He could have been bowing before 1,500 media members, 300,000 fans and 54 million who watched on ABC, ESPN or NFL Network.

Ever an offensive lineman, Skoronski preferred a dimly lit hideaway with family, friends, coaches and teammates, the people, he says, who helped him get here. So he invited about 75 of them to a private gathering — sorry ABC, ESPN and NFL Network.

Piece Pizza in Wicker Park was where his family celebrated his baptism to Christianity 21 years ago, and the place they celebrate his baptism to the NFL today.

Among the people in that alcove eating New Haven-style pizza are his grandmother Ruth, wife of the late Bob Skoronski, his sister Elizabeth and brother Robbie, a contingent from Connecticut where his family's roots grew, and many Northwestern teammates and classmates.

With the phone to his ear, Peter bounds up a few stairs to the back of the restaurant as if he is hunting linebacker. Just past a board listing the eight beers brewed on-site, he covers one ear and talks on his phone.

Skoronski removes a cap with a question mark on it. He and his family had the question mark caps made for a Christmas party. He will be wearing another hat soon.

He puts the phone down, turns to the crowd and yells, "Tennessee!"

Cheers, raised fists.

Chants, "Pete! Pete! Pete!"

As it should be, mom Anne gets the first hug, then his father, Bob Jr.

Next is his agent, Tommy Condon. Robbie and Elizabeth give him a group hug.

Kurt Anderson, his offensive line coach at Northwestern, gives his special salutation — the "too sweet high five" inspired by professional wrestlers with only the middle fingers and thumbs pinched together.

Then Anderson gives him an embrace that would break a lesser man's ribs. Northwestern head coach Pat Fitzgerald wraps his arms around Skoronski next. Skoronski makes his way around the room, hug after hug after hug.

His father addresses the group. "He's earned every single thing he's gotten," he says. "He took zero shortcuts. Ever. His teammates know. So do his coaches. No shortcuts. We should all be like that."

Peter's grandfather Bob, a stalwart of the Lombardi dynasty as the left tackle for the Packers for 11 years, loved custard. Peter loves custard, so much, in fact, that his brother and sister call him "Custard." So now, it's time for some celebratory custard, distributed in small plastic containers.

And Peter is ready — more than ready — for that first beer of the evening — a Miller Lite.

"Very relieved, very happy," he says in a private moment between sips. "I couldn't be happier with the destination. I knew when the process started that the Titans were a great option. I'm ready to be a Titan."

He could have been a Packer like his grandfather — he was always a Packers fan. Or a Bear in his hometown. He could have been an Eagle or a Jet or who knows what.

The hope was only for a place he would belong.

At Maine South High School in Park Ridge, Ill., Skoronski received his first college scholarship offer as a sophomore. Among his many suitors were Michigan, Notre Dame and Stanford. The reality is he would have been given a football scholarship any place he wanted. Well, almost any place.

Intrigued by Vanderbilt's academic reputation and the thought of calling Nashville home, he visited the university his junior year. And he might have chosen Vanderbilt, but Vanderbilt did not offer him a scholarship. Perhaps that explains why the Commodores were everyone's favorite opponent back then.

At Northwestern, he was a day-one starter at left tackle. Over three seasons, his consistency, fastidiousness and brute force made the case that he was the best blocker in the college game. Skoronski was voted Big Ten offensive lineman of the year and a consensus All-American.

To train for the combine after his final college season, he hired offensive line savant Duke Manyweather and trained at Sports Academy at The Star in Frisco, Texas.

Early in the year, Skoronski's arm length — or lack of it — became a talking point. Manyweather recommended Skoronski hang from a pullup bar daily to stretch the muscles and tendons, potentially lengthening his arms by as much as a half-inch. Skoronski tried it, but his arms still measured 32 1/4 at the combine in March. Over the past two decades, that put him in the fourth percentile of NFL tackles.

So began the narrative that Skoronski would have to play guard, which could have diminished his stock for two reasons — it was a new position for him, and guards aren't valued as much as tackles. Other than hanging from a pullup bar, there wasn't anything he could do about it.

At the combine, Skoronski was interviewed by most of the teams in the league, including 14 formally — the Cardinals, Chargers, Commanders, Giants, Falcons, Jaguars, Jets, Lions, Packers, Raiders, Seahawks, Steelers, Texans and Titans.

None of the interviewers brought up his arm length, but most asked him what position he saw himself playing. His answer to them all was, "I think I can play tackle. But I'm more than happy to move inside or play anywhere."

Still, Skoronski was irked by the idea that he couldn't be a tackle because his arms were too short.

"I sort of let them know that I didn't like being reduced to a measurement like that," he says. "And most teams were pretty open to understanding. No one really put me in the box of 'you can't play tackle.' So I was encouraged by that."

A few of the interviews were memorable. He enjoyed time with Steelers coach Mike Tomlin and seemed to connect with Titans coach Mike Vrabel. "I liked his energy," Skoronski says.

The conversation was a little less comfortable with the Falcons — undoubtedly by design. Skoronski had been told that some interviewers are purposely abrasive in an attempt to see how prospects react. He was prepared.

"The head coach was on me the second I got in there," Skoronski says of Arthur Smith. "I was giving them generic answers to their questions, and he said, 'You're really boring me right now. Your answers are so boring.' The whole meeting, he kept looking at his computer. I was kind of laughing to myself and said, 'Sorry, I don't know what you want me to do. I'm answering you honestly.'"

The combine is known for testing participants' physical skills and mental acumen. It is less known for testing endurance, but that is absolutely a part of the process. Twelve of Skoronski's formal combine interviews came rapid-fire one morning over four hours.

It didn't help that he had a sore throat and congestion that required a box of tissue nearby. His combine numbers still were impressive — his vertical jump of 34 1/2 inches was the best among offensive linemen, and his 30 bench-press reps of 225 pounds were second most among offensive tackles. Skoronski was disappointed with his 40-yard dash time of 5.12 because he had run faster in training.

For Northwestern's pro day two weeks later, Skoronski still was not feeling himself. His conditioning was off, and it showed in positional drills. "I felt pretty gassed," he says. "A few things were sloppy, in my opinion. I wasn't pleased."

At the pro day, Skoronski met individually with offensive line coaches of the Bears, Bills, Jets, Raiders, Steelers and Titans. Each of them did a sample installation for him, then asked him to repeat back to them what he had learned.

About nine more offensive line coaches asked him to talk offense with them in video conferences in the following weeks. Among them were coaches from the Bucs, Cardinals, Chiefs, Cowboys, Packers and Ravens.

Between the combine and the draft, Skoronski moved back to his Evanston apartment and trained with Bears great Olin Kreutz, who has worked with numerous prospects and NFL offensive linemen.

Only the Eagles and Jets invited Skoronski for top-30 visits.

In Philadelphia, he spent significant time with general manager Howie Roseman, head coach Nick Sirianni and offensive line coach Jeff Stoutland. The Eagles made it clear they thought he could play tackle in the NFL. He came away impressed with the organization and how they treat people, thinking it would be an excellent place to play.

After talking with Jets general manager Joe Douglas, offensive coordinator Nathaniel Hackett and offensive line coach Keith Carter, Skoronski thought the Jets were on the right track. He was intrigued by the opportunities there.

The Bears and Packers also invited him to their facilities on their local prospect days. In about two hours at Halas Hall, Skoronski spent most of his time with offensive line coach Chris Morgan and never met with general manager Ryan Poles — perhaps a tipoff about how the team felt about him.

His visit to Lambeau Field also did not encourage him about a future with the team. He underwent medical testing and met with offensive line coach Luke Butkus — that was it.

"If I hadn't been a Packers fan," he says, "I probably would have considered it a waste of time."

A little over three months ago, Ran Carthon was introduced as the Titans' general manager. He came from the 49ers, where, as their player personnel director, he helped the team draft offensive tackle Mike McGlinchey in the first round and trade for offensive tackle Trent Williams.

Carthon played running back for the Colts and Lions. He is the son of Maurice Carthon, who played fullback for Bill Parcells and later coached on his staff. As much as anyone, Ran understands the value of a domineering blocker. And he understands the Titans didn't have enough of them last season when they gave up the fifth most sacks in the league.

In the offseason, two of the pillars of the Titans' offense, tackle Taylor Lewan and center Ben Jones, became casualties of time and were released. Another starter, guard Nate Davis, went to Chicago as a free agent.

They needed replacements, and they needed upgrades. So when Carthon watched the tape of Skoronski, he was desirous.

"I thought he was a complete offensive lineman," Carthon says. "You like the efficiency he plays with. He's one of those guys who just knows how to block his man and does it at a high level. The number one word I think of when I think about the way he plays is efficient."

Nobody respects commanding blockers more than Vrabel, the former Super Bowl champion linebacker who has presided over four rushing offenses that finished in the top five of the league in five seasons as the head coach in Tennessee.

Vrabel did his own research on Skoronski, including making a call to Fitzgerald. He had a thorough understanding of the player and person before he shook his hand and interviewed him at the combine.

"There wasn't a whole lot of concern with him," Vrabel says. "The reason you have to interview some of these players is you have to figure out if they are a fit. It was easy to see he'd be an easy fit. It was an easy conversation."

The comfort level with Vrabel and the organization was such that the Titans didn't think it was necessary to bring Skoronski to Nashville for a top-30 visit.

"He was just clean," Carthon says. "After our meetings with the scouts and meeting with him at the combine, we didn't have any further questions we wanted to dig on. It was easy for us."

The evaluation was made easier, Vrabel says, by watching tape of Skoronski back-to-back with tape of other top tackle prospects. Carthon added that they separated the tackles in part by who fit their scheme best.

Analytics for blocking efficiency broken down by run and pass confirmed what the eyes attested, Carthon says, as did blocking win percentages in man and zone concepts.

And so Carthon chuckled at the arm-length discussion.

"He's played at a high level against some high-round draft picks, NFL players with arm length," he says. "Although it doesn't check a box you typically would want, he knows how to play the game within the confines of what he has."

The Titans are not typecasting Skoronski as a guard. Or tackle. Carthon is impressed that he has the physical capability to play either, as well as the willingness. Vrabel says he will not even rule out center.

"I would not put a restriction on where I felt he could play," he says. "When he starts working here, we will do drills that are conducive to overall offensive line fundamentals. Then when we put him in team reps in training camp, we'll figure out where he can help the team."

Before the draft, the Titans, picking 11th, thought Skoronski was beyond their reach. Carthon suspected the Raiders might take him with the seventh selection. It turned out their reach was long enough.

When the Titans chose him, Carthon's phone buzzed. And buzzed and buzzed. About nine texts came in from his friends around the NFL.

"Loved him."

"He was one of our top guys."

"Had he been there for us, we were taking him."

And then there was one from John Lynch, his former boss with the 49ers.

"Great pick," it said.

The next day, Skoronski and his parents were flown to Nashville on a private G2 jet, courtesy of the Titans.

The Titans could have selected quarterback Will Levis with the 11th pick. Instead, they picked Skoronski and chose Levis in the second round. That's interesting because Levis' grandfather Dave Kelly was the defensive line coach at Yale when Skoronski's father was a defensive lineman for the Bulldogs. Bob Skoronski has known Levis' mother, Beth, since she was a little girl.

Peter is where he should be, in Nashville, after all.

At the indoor practice facility at Saint Thomas Sports Park, the first-round pick smiled easily and held up a jersey with his name and the number 1 on it.

On his right was Carthon. On his left, Vrabel.

He wore a Titans cap, and the team photographer captured the moment, this time for the world to share.

There was Peter Skoronski, once again surrounded by hope.

# # #

PETER SKORONSKI WAS THE ONLY PLAYER TO DECLINE NFL DRAFT INVITE. HIS LIFE STORY EXPLAINS WHY

BY PAUL SKRBINA
THE TENNESSEAN
MAY 1, 2023

Long before the NFL became a reality, little Peter Skoronski dreamed big about being a lot of things — a lifeguard, a crossing guard, an airport worker.

And a musher. Wait, a musher?

The Tennessee Titans' first-round draft pick, an offensive lineman out of Northwestern who stands 6-foot-4 and weighs 313 pounds, wanted to be the guy who controls the dogs from a sled in the Iditarod.

"One year we found someone that had the Huskies and the sleds ... " Skoronski's father, Bob, said Friday after watching his son's introductory press conference at the Titans' practice facility.

"His uncle actually gave him that for his birthday," Skoronski's mother, Anne, added.

"He was standing on the back of one of the sleds and did the mushing," his father continued. "He was a small, little boy but he was really into that."

While those dreams of being pulled across the Alaska wilderness grew smaller as Skoronski grew larger, he still is an avid follower of the famous sled dog race.

Skoronski's parents didn't allow him to play football until he was a 12-year-old sixth-grader playing against seventh- and eighth-graders. They couldn't remember exactly how big their son was then, but he was big enough that he had a stripe on his helmet, signifying he wasn't allowed to carry the ball.

"I had to play O-line," Skoronski said. "So there wasn't really much of a question about it. I was an O-lineman right off the bat."

What type of offensive lineman Skoronski will be for the Titans — a tackle, which he played in college, or a guard — remains to be seen. But one thing is for sure: the kid who received a tackling dummy as a birthday gift when he was younger, the not-so-little kid who would sit in his backyard and draw up football plays, is in the NFL now, the 11th overall pick of the 2023 NFL Draft.

The pomp and circumstance of the draft wasn't Skoronski's jam, which is part of the reason he respectfully declined the offer to be there. He also wanted to share the moment with those close to him, at a place close to his heart.

With around 100 family, friends and former coaches in attendance, including a "busload" who flew in from Connecticut, Skoronski took the call he's been waiting a long time for Thursday night from new Titans general manager Ran Carthon, owner Amy Adams Strunk and coach Mike Vrabel.

"We knew somebody was going to call at some point," Skoronski's father said. "We kind of mentally eliminated the Titans because everyone said they were going to trade up for a quarterback. Even though this was a destination that we were very much hoping for, I did everything I could to not pay attention to what was going on just because of the nervous aspect of it."

Those nerves settled after Skoronski was picked. By Friday, a smiling Peter Skoronski was plastered on the Titans' Twitter profile.

Though he wasn't in Kansas City for the draft, Skoronski made it a point to go there for another reason. Leading up to the draft, Skoronski and fellow draftee Bijan Robinson took part in a "day in the life" experience at Whiteman Air Force Base. The trip included a flight over the site of the NFL draft in a National Guard UH-60 Black Hawk helicopter.

Skoronski did it, in part, to honor his grandfather, who missed two seasons after his rookie year in the NFL to serve in the Air Force.

"He's as humble as the day is long," Skoronski's college coach Pat Fitzgerald said.

'Look at the bloodlines for this kid'

Fitzgerald was at Maine South evaluating another player when the school's football coach, Dave Inserra, suggested that Fitzgerald remember the name of an eighth-grader who was coming in the next school year. The name was Peter Skoronski.

"I'm like 'Dave, whatever. Come on, man,'" Fitzgerald said. "He's like, 'You won't forget (his name).'"

Curious, Fitzgerald went home and googled the name. What he found was a surprise. What he found was that Skoronski's grandfather, also named Bob Skoronski, was a Pro Bowl tackle and captain under Vince Lombardi with the Green Bay Packers, whom he helped to five NFL championships and two Super Bowl champions in his 11 seasons with the team. He died in 2018.

Fitzgerald also found that Skoronski's father was a defensive lineman at Yale.

"'Oh, wow. Look at the bloodlines for this kid,'" Fitzgerald thought to himself. "'It will be interesting to see if he ends up being a player.'"

Fitzgerald found out for himself after Skoronski chose Northwestern over Notre Dame and Stanford.

Skoronski had the highest pass-blocking grade in the nation (93.0) and allowed just six pressures on 480 pass-blocking snaps. He was the Big Ten offensive lineman of the year last season, a first in Northwestern history. Twice he was named All-Big Ten first team. He was a unanimous first-team All-American in 2022, another Northwestern first. He also was a finalist for the 2022 Outland Trophy, awarded to the nation's best

interior lineman on both offense and defense.

Inserra's premonition wasn't the first about Skoronski. When he was 4, his father told Inserra he had his next offensive lineman.

"His dad looked at me and said ‘I’ve got a tackle for you,’" Inserra said. "It’s a very athletic family. He wasn’t saying ‘I’ve got a QB, I’ve got a receiver, I’ve got a RB.’ He straight up said, 'I’ve got a tackle for you,' when he was 4 years old."

'That's unheard of'

Skoronski chose not to graduate early from high school, like some college football players do. Instead he wanted to chase down another goal — being his school's valedictorian in a class of 630. Mission accomplished.

Staying for his full senior year of high school also allowed Skoronski to participate in track and field, in which he also was an all-state selection, and spend some more precious time with his friends and family.

Staying also meant Skoronski reported to college on Father's Day, giving the high school All-American and three-time all-state selection just 15 install practices and two weeks to prepare for his first college season. No matter, Skoronski started as a true freshman and went on to start 33 games in his three seasons with the Wildcats.

"That's unheard of," Fitzgerald said.

There will be an NFL learning curve, of course. But if Skoronski's past is indicative of his future, which includes blocking for Derrick Henry, that curve will be short.

"Peter has an ability to move people against their will in an era of football where it's all high school 7-on-7 and throwing the rock all over the place," Fitzgerald said. "Peter's fundamentals and his functional strength, he's got unbelievable strength numbers. ... It's a perfect fit for what the Titans do."

Skoronski showed up in Nashville on Friday wearing a simple blue suit, a simple blue tie, brown dress shoes and a big smile, his parents by his side, the future he's dreamed about right in front of him. He held up a blue Titans jersey with his last name and the number 1 on the back as he stood quietly between Vrabel and Carthan.

"Peter is exactly who he is. He's not going to be the loud guy boasting walking down the hallway," Inserra said. "He’s not going to overtake a room. But when it’s time for business, heads up, because he’s all business.

"The Rams were asking me and they were like, 'It's been easy for him. How’s he going to deal with a challenge?' I was like, 'It hasn’t been easy for him. Everything behind the scenes, you can't understand how hard he's worked. He's prepared to the utmost for everything.' "

Including the Iditarod, which he follows closely to this day.

# # #

DRAFT DIARIES: SAC STATE GUARD EMBRACES THE CALM BEFORE THE STORM OF NFL DRAFT NIGHT

BY JACK FREEMAN
THE STATE HORNET
APRIL 23, 2025

Editor's Note: This article is part of a larger series, Draft Diaries, which will chronicle Jackson Slater's journey to the NFL Draft.

With the NFL Draft right around the corner, Sacramento State offensive lineman Jackson Slater has had some time to reflect on his pre-draft whirlwind.

Looking back, his trip to the Senior Bowl sticks out as the moment he felt a switch flip. When Slater was at Sac State, he always tried to play with inhuman perfection.

However, in Mobile, Alabama, Slater said his mindset changed completely.

"The growth for me was understanding how imperfect football really is at times," Slater said. "Being able to accept the good and the bad… that's a huge part of my game I haven't been able to perfect."

Slater said that week showed him how football remains the same despite its different levels. He also said the switch in mindset has made it easier to learn, as he's less focused on his shortcomings.

"You don't have this stuff going through your mind anymore like 'Okay, I can't give up a pressure on this play' or 'If I do this, a scout is going to see it and I'm not going to have a shot anymore,'" Slater said. "I got my shot, I've proved I belong along the way."

Since his pro day, Slater went on two top-30 visits to NFL teams' facilities, the Indianapolis Colts and Chicago Bears. He also went on a local day visit with the Seattle Seahawks, on top of Zoom interviews with around 60% of the teams in the league.

"I didn't have a ton of them, but I'm glad I didn't have a bunch of them," Slater said of his top-30 visits. "The travel and not being able to work out piece would have made me crazy a little bit."

Slater said each team did their visits differently. His meeting with the Colts was more of a personal interview with their offensive line coach, while the Bears had him meet with the main decision-makers of the organization.

In an interview with TheSFNiners podcast, Slater said that his visit with the Seahawks was a full circle moment for him as he played Little League with the son of current Seahawks General Manager John Schneider.

Slater said that during his visits, he heard a range of grades on him. They varied from the third to the fifth round, which he said lined up with his expectations of what teams would think of him.

"Coming from a small school, that impacts it," Slater said. "I wouldn't say I think too much into it, but I feel like the team that's going to draft me is the team that feels the best about what I've been able to show."

Slater has repeatedly said he thinks teams evaluate him differently coming from the FCS, and said he thought about transferring at the end of his junior season. Ultimately, he stayed put, citing the feeling of being wanted at Sac State, especially by o-line coach Kris Richardson.

"I wouldn't say I ever wanted to leave," Slater said. "Leaving a legacy at a place where I could call home means a lot more than a few hundred thousand (dollars) to go play at a Big 10 school."

Slater said he feels confident heading into the draft process, but he hopes wherever he lands has a plan to at least develop him, if not to start him. He said he's also looking for an o-line coach who's a teacher and veterans he can learn from.

Going into the draft process, Slater made the move from guard, where he played all four years at Sac State, to center. After meeting with teams, Slater said that most teams viewed him as a swing guard and center.

Now, after two weeks of cross-country flights and Zoom interviews, Slater has made it through the pre-draft marathon. All that's left for him to do is wait.

"In my football career, I've gotten really lucky that even if it might not be the best situation starting out, it usually ends up being a good place for me," Slater said. "I'm ready to accept however it shakes out."

The NFL Draft's first round kicks off Thursday at 5 p.m. PST, with the second and third on Saturday and the remaining seven on Sunday.

# # #

TITANS KICKER JOEY SLYE HONORING LEGACY OF LOST BIG BROTHER, A.J., WITH EACH KICK, AND CONVERSATION

BY JIM WYATT
TENNESSEETITANS.COM
JULY 28, 2025

NASHVILLE – Joey Slye is living his dream – kicking in the National Football League.

Yet for Slye, there will always be something, or someone, missing.

Slye's childhood dream always included his older brother being with him. Slye lost his brother, A.J., to leukemia, back in 2014.

His mission today is to carry on his legacy with each kick, and conversation.

"Everything I do I try to bring honor and glory back to him and continue his legacy, which I feel like was cut short," Slye said. "We grew up playing sports our entire life, and my brother never got to watch me play in the NFL… I thought it would be incredible for him to witness, and have an opportunity to experience, with me. But I never had that with him. So, I try to do as much as I can to make it feel like he is still here. And I want to spread the word about him.

"He's the reason I do what I do. When people see me, I want them to see my brother, and I want them to know my brother's story."

The Titans signed Slye, who kicked for the Patriots in 2024, back in March to replace veteran Nick Folk. In his first six NFL seasons, while playing with the Panthers, Texans, 49ers, Commanders and Patriots, he's made 147-of-180 (81.7 percent) field goals. He made a 63-yarder, the fourth longest in NFL history, last season in New England.

Slye made his Nissan Stadium debut on Saturday, when he made all seven of his field goals – including a 66-yarder – during the team's open practice.

Slye, 29, said his mission this season is to put together the most complete season of his career, and he believes his chances are enhanced by being around new special teams coordinator John Fassel, and fellow specialists Johhny Hekker, the team's punter and holder, and long snapper Morgan Cox.

Also, one of his big priorities: Getting involved in the community in Tennessee.

St. Jude Children's Research Hospital in Memphis is especially close to his heart – it's where A.J. bravely fought acute myeloid leukemia before passing away on Thursday, Feb. 27, 2014.

During his career, Slye has regularly visited hospitals to spend time with patients dealing with cancer. While with the Patriots, Slye went to Boston Children's Hospital, and was connected with One Mission, a Massachusetts-based pediatric cancer foundation for kids fighting cancer. While in Washington D.C., he went to Children's National Hospital.

Slye remembers well what his brother went through during his battle with cancer, when he went through chemotherapy, radiation, surgeries, and a bone marrow transplant.

"He battled for 14 months through one of the most hellish circumstances you could ever imagine, and did it with a smile on his face," Slye said. "The perspective it gave me as a young kid, and the life I wanted to live, is why I do what I do."

A.J. Slye was 2 ½ years older than Joey, and they did everything together.

While they were growing up, Slye's father worked for the United States Army, so the family moved around a lot, living in California, Montana, New Mexico before settling in Virginia.

It made the brothers even closer.

A.J. was in his first year at Salisbury University in Maryland when he began having some neck and back pain. After undergoing tests, he was diagnosed with acute myeloid leukemia, a rare form of blood cell cancer.

The battle took a toll on A.J.'s body, but not his spirit.

A.J. Slye was 20 years old when he died, less than two months before Joey turned 18, and about to graduate from high school.

Little brother will never forget any of it.

"I'm not sure there's a day that goes by that Joey doesn't bring up his brother, and his brother growing up," Hekker said. "It's definitely molded him into the man that he is today. Joey is a hard-working dude that is detail-oriented. The relationship he had with his brother growing up definitely made him a tougher person, which you have to be to be an NFL kicker.

"I love that he is using his platform now to raise awareness and funds for leukemia research, and for supporting families going through similar things that he did. I love seeing the heart he has for that community."

Slye has a tattoo on his right shoulder that shows a picture of he and A.J. the last time they played football together in high school at North Stafford. After successful kicks, Slye has raised six fingers skyward to honor his brother, who wore No.6 when they played together in high school.

The Slye family started the SlyeStrong#6 Foundation in honor of A.J, and every year, the foundation hosts a handful of events and charity drive to benefit hospitals and families navigating a cancer diagnoses. The Foundation also gives out six $2,000 scholarships.

This year A.J. would've turned 31 and in honor of that, Slye is working to raise $310,000 for the Leukemia Lymphoma Society.

Slye has used the NFL's My Cause My Cleats Initiative to highlight his brother's legacy.

"Any opportunity that I have to put a spotlight on cancer, cancer research, especially childhood cancer is something I want to get behind," Slye said.

Slye never hesitates to bring his brother up in conversations, and he never will.

When Slye and his wife, Brittaney, had a new baby girl in November, they named her Palmer Memphis Slye in tribute to her uncle A.J., and his time at St. Jude in Memphis, Tennessee.

"Whenever a tragedy happens, everyone has an introspective look, like, 'that could have been me'," Slye said. "A car accident happens, and people might think, 'that could have been me.' To me, it's made me think more like: 'What am I doing with the days that I am given? The things I go through, I think: What would my brother be doing in this instance?"

"What I try to do is have a lot of success throughout my career, and with that success I want it to follow with having the opportunity to have conversations about my brother, and the life that he lived and the fight that he had to endure."

# # #

NEW TITANS CB L'JARIUS SNEED THANKFUL TO BE VESSEL OF GOD FOR HIS FAMILY

BY JIM WYATT
TENNESSEETITANS.COM
APRIL 4, 2024

NASHVILLE – L'Jarius Sneed walked the hallways at Ascension Saint Thomas Sports Park for the first time on Tuesday, and he was beaming with pride.

After agreeing to a whopping new contract with the Titans following the team's trade with the Chiefs, Sneed couldn't help but think of his good fortune.

And, about how far he'd come.

"It is a feeling that I can't explain," said Sneed, his six-year-old son and his mother by his side for the experience. "I've tried not to shed tears, but I was just thinking about how blessed I am. To be able to give my kids this experience, that I wish I had when I was little. I am glad God made me a vessel to show my kids."

Sneed arrives in Tennessee after experiencing big success with the Chiefs.

In Kansas City, he won two Super Bowl rings, and developed into one of the NFL's top young cornerbacks.

It's where he was first able to begin giving back to those around him after going through tough times growing up, when nothing came easy. Sneed managed to fight through it all, a childhood when both his parents were imprisoned, and times were hard as he tried to find his own way, his brothers leading the way then.

After being introduced as the newest Titan on Tuesday, Sneed reflected on his life's experiences, and how much he wanted to change things moving forward.

"I want things different," Sneed said. "I even sat down with my family, and I have meetings with my family, on how I want to be better at this. 'I want this, I want that. I don't want things done this way.' It is cycle breaking. I want to break the cycle for my family, for generation curses. And I thank God for letting me be that person to change their lives."

Sneed is doing that by the way he lives, with perseverance, and faith.

After playing football at Minden High School (Louisiana), Sneed didn't have offers from big schools as he looked to play at the next level.

"Louisiana Tech, Grambling, Southern, Alabama State, Nichols State," Sneed said, "and that was it."

Sneed picked Louisiana Tech, where he made the transition from receiver to defensive back.

"My first year of college, 2016, I could say it was hell," Sneed said with a chuckle. "We had two-a-days, it was my first time playing defense. It was a whole lot of new stuff. But I found my way."

After playing at Louisiana Tech, Sneed wasn't sure what would come next, but he had the NFL on his mind.

Sneed said he got a "late invite" to the NFL Combine, where he had a chance to put his talents on display.

The Chiefs ended up drafting him in the fourth round of the 2020 NFL Draft, and he earned All-Rookie honors from the Pro Football Writers Association of America his first NFL season.

In 57 games (54 starts) over four seasons (2020-23) with the City Chiefs, Sneed totaled 303 tackles, 19 tackles for loss, 6.5 sacks, 10 interceptions, 40 passes defensed, four forced fumbles, three fumble recoveries. He developed a reputation for being one of the league's rising defensive standouts.

When the Chiefs placed the franchise tag on him last month, the Titans targeted, and eventually traded, for him.

"I am definitely living proof that if you put the work in, it doesn't matter where you are from or what school you went to," Sneed said. "If you stay close to God, things will work out, with His will."

In addition to his accomplishments on the field, Sneed did some pretty cool things off it in Kansas City as well.

After his rookie season, he bought his mother, Jane, a four-bedroom house in Minden, Louisiana.

A year ago, he surprised her with a new car – a black Audi.

Since his second year in the NFL, Sneed has also raised more than $35,000 for Big Brothers Big Sisters.

"Kids with needs, foster kids," he explained. "If they need prom dresses, other things. I wish I had that when I was little, someone to help me, because my mother and father weren't there when I was young.

"For me, it is such a blessing, being the baby boy of the family, to be able to take care of your family and put them in a better position, and to be able to help others who need it."

On the field, Sneed plans to pay off for the Titans with his aggressive style of play.

The 6-foot-1, 192-pounder is talented, and confident.

"Confidence, resiliency, relentless," Sneed said of what he brings to the Titans. "I am a hell of a player. I love my game. I don't fear anything. I am not afraid to lose, but I am going to win most of my reps."

Off the field, he plans to continue leading the way for his family.

In addition to his son, Kyson, Sneed also has a two-month-old daughter, Kaimira.

Young Kyson gave a thumbs up when asked about his dad's new team as he bounced through the Titans facility this week, after giving his dad some comic relief through the trade process.

"He tells me: Dad, why did (the Chiefs) get rid of you?," Sneed said with a laugh. "To be six years old, he knows what's going on. But he likes the (Titans') logo, the colors. He has a new team now, a new family."

So, too, does dad.

And he's ready to get started on his new chapter, in Tennessee.

"A new team, a new city to raise my kids," Sneed said. "I can't wait to see what Nashville brings me and my family."

# # #

FROM SUPER BOWL LIX: TITANS RB TYJAE SPEARS CELEBRATED FOR HIS SUCCESS ON A DAY WHEN A GIANT MURAL OF HIM WAS ON DISPLAY IN NEW ORLEANS

BY JIM WYATT
TENNESSEETITANS.COM
FEBRUARY 9, 2025

NEW ORLEANS – Tyjae Spears is a success story from these parts, a Ponchatoula native who starred at Tulane and then was drafted into the NFL.

Here on Saturday, the running back was celebrated on a day when a massive mural of him in his Titans uniform was put on display.

It was all part of a community event at City Gear in Gentilly, La., and part of a thank you to Spears for all he does to support his home and community.

"I have to shout it out to God for this special opportunity," Spears said. "I've been blessed."

A third-round draft pick of the Titans in the 2023 NFL Draft, Spears just finished his second season with the club. Spears ran 312 yards and four touchdowns in 2024, while also catching 30 passes for 224 yards and another score.

Spears spends a good chunk of his offseasons back home in the New Orleans area, and with Super Bowl LIX in town this weekend, it turned into a celebration.

Spears was part of a panel in front of high schoolers, when he discussed how sports helped him achieve his dreams.

The mural inspired by was created by Jay McKay, a local NOLA artist.

"What an honor," Spears said as he admired the work. "It's amazing."

The organizers of the event said Super Bowl week provided the perfect time to close out what's been a long journey with the On the Rise content for Spears.

"City Gear and Nike are collaborating to tell my story, called On the Rise," Spears said. "They're telling my story, the timeline of my story, from when I started in high school all the way to the NFL.

"They've been showing a lot of love to me."

Jets linebacker Quincy Williams and Giants linebacker Kayvon Thibodeaux were also part of the panel for high schoolers from St. Mary's Academy, St. Augustine High School and Frederick A Douglass High School.

In addition to the panel, the high schoolers participates in skills and drills games, created their own Mardi Gras beads, and played Madden. They also customized their Fanatics Super Bowl LIX shirts, and sampled local food trucks.

Spears mingled with the kids, and had fun himself.

What was his biggest message to them?

"Talk to them and tell them how my life has turned out pretty good," Spears said, "but you have to make good decisions and have a mindset that you want to do something big.

"And, if I can do it, you can do it."

# # #

TITANS RB TYJAE SPEARS: "I HAVE THE GREATEST GIFT IN THE WORLD, AND THAT'S MY DAD"

BY JIM WYATT
TENNESSEETITANS.COM
JUNE 15, 2024

NASHVILLE – Margene Spears was cooped up inside his Louisiana home, recovering from a knee scope after a staph infection.

While he recovered, those around him went on with their daily lives.

Spears remembers one day when his older children raced to go outside.

One child stayed behind.

"Two-year-old Tyjae," Margene Spears recalled with a smile. "He didn't want to leave me. As a two-year-old kid, with his older brothers wanting to go outside and play, he was barely able to talk and was like, "Daddy, can I do anything for you?" He wanted to get me water. He wanted to help me.

"Ever since then I just noticed he was different."

Roughly 20 years later, Titans running back Tyjae Spears smiled when hearing his father had retold that story.

Spears, set to begin his second NFL season, said his father has looked out for him since the day he was born.

And, on Father's Day weekend, he thinks about how lucky he's been.

"In my life, I look at a lot of different things, and sometimes I think I don't have this or that," Tyjae Spears said. "But I have the greatest gift in the world, and that's my dad."

Tyjae Spears was born in 2001 in Hammond, Louisiana. He was raised in Ponchatoula, in a big family with five brothers and three sisters. Tyjae was the baby for a long time, until one of his sisters was born.

Even at a young age, Margene Spears said there was something special about his son, as a youngster, and as an athlete. After Spears first began playing in Pop Warner, in fact, some used to tell the elder Spears his young son would be playing on Sundays one day.

"They were right," he said with a smile.

Margene Spears said he did his best to steer Tyjae out of trouble, and keep him involved in sports, football in particular.

While other kids in the neighborhood lost their way in the streets, Margene kept Tyjae focused, and he became a star at Ponchatoula High School.

"Football is what kept him calm," Margene Spears said. "When football was going on, he was good. When football season stopped, I had my hands full."

Tyjae Spears ended up playing college football at Tulane University, not too far away.

It allowed Margene Spears to continue going to all his games.

But as young Tyjae emerged as a star, things weren't always easy. After suffering a torn ACL in high school, Spears suffered another torn ACL in college.

A part of him wanted to give up football. Margene Spears wouldn't let him.

Along the way, dad got to repay his son for his good deed as a kid.

"After my (ACL) surgeries, my dad was the one making sure I had pillows under my leg, had ice in my ice machine," Tyjae Spears said. "He was the one helping me out of the bathroom, making sure I wash off. He's always been there."

Their relationship today is as strong as ever. Tyjae Spears said he talks to his dad every day, sometimes five times a day. Margene Spears went to 18 of 20 Titans games last season, including preseason. He made the drive 8 ½ each way to Nashville for home games.

When talking about his son, Margene Spears beams when thinking about the young man he has become, then about the player he is on the football field. This fall, Tyjae Spears is expected to have a much bigger role alongside running back Tony Pollard on a team looking for production following the departure of Henry. During his rookie season, Spears showed flashes of stardom.

Margene Spears also smiles when thinking about the adversity his son has faced in his life, and that he's been able overcome it.

"I'm so proud of him," he said.

He laughed when telling a story about teen-aged Tyjae and one on of his brothers joining him for work one day. Margene Spears does carpentry work, remodeling houses in Louisiana.

"He went with me, and I tried to get him to hold sheetrock over head," Margene recalled. "He'd be complaining, whining. I told them both of you play football, taking hits. But you can't hold a piece of sheetrock over your head?"

Tyjae Spears remembers that day.

"It was after a heavy squat day," Tyjae recalled. "Do you know how heavy sheetrock is? It's heavy, plus you're holding it over your head."

Margene Spears said he hopes his son knows how proud of him, so tells him daily.

Tyjae Spears said he can tell from the look on his dad's face. He knows his dad changed some things in his own life to be more present in his.

He wants to repay him every day of his life, and as he grows older.

"My relationship with my dad, it makes me see what real love, genuine love is," Tyjae Spears said. "And as days go on, I always wish I could be a better son to him in different ways.

"When I have kids in the future, I'm going to try to be the same, but it's going to be hard with the great example he's set in my life."

# # #

HOW TYJAE SPEARS, REPAIRED KNEE AND ALL, IS SPRINTING TO STARDOM WITH TENNESSEE TITANS | ESTES

BY GENTRY ESTES
NASHVILLE TENNESSEAN
SEPTEMBER 7, 2023

When the topic comes up, rookie running back Tyjae Spears extends his right leg instinctively, stretching out across the steps on which he's seated. As he does, a large scar becomes visible.

"Some dark times," he says, thinking back. "… I've been through a lot."

That scar says more than Spears will — or needs to — about his knee.

It's a part of his story that's already well-known. It's why some NFL teams reportedly removed him from their draft boards. It's why Spears felt the need to warn attendees at his event on Day 2 of the draft: "Pump the brakes. I don't want to see long faces at the end of the night if I don't get picked."

The knee is also why Spears once considered giving up football, the sport in which he's so immensely gifted that the Tennessee Titans took him in the third round anyway, turning Spears' draft gathering into a party that the bayou town of Ponchatoula, Louisiana (population just shy of 8,000) won't soon forget.

Now that Spears has made it out, he doesn't plan on going back.

"I guess what people consider their chip (on their shoulder), my chip is where I come from," Spears says. "I just can't go back to it."

He doesn't mean that as a slight on his upbringing or where he's from. He speaks with pride about his family, his eight siblings – five brothers, three sisters – and his parents who worked hard to make ends meet. And also about his hometown. Did you know, for instance, that Ponchatoula is the Strawberry Capital of the World? "We got the best strawberries in the world, man," Spears says.

It's not just the small town or "humble" beginnings (an adjective that can be a cliché, though Spears agrees with it). His ambition runs a lot deeper than that. Through the parts of his story that aren't as well-known, ones that collectively molded him into someone who understands how special the opportunity he has.

But, yeah, it's the knee, too.

"I didn't come from the worst place," Spears says, "but I didn't come from the best place. There's a lot of things that I went without. I just don't want to have those same feelings recycled again. As I get older in my life, I just don't want to go without anymore, and I don't want my kids to go without. … I'm depending on myself, and I've got a dad and a mom depending on me, too. Also nephews and little cousins and nieces and all looking up to me.

"So if I stop now, if I quit now, I'm quitting not just on myself. I'm quitting on all of them."

Early steps with Tennessee Titans, Derrick Henry

Two ACL surgeries. Arthritis. After the Titans took Spears, NFL Network's Ian Rapoport told viewers that Spears lacked an ACL, leaving questions about whether he'd last past his first NFL contract. Colleague Daniel Jeremiah echoed, "He was not on every draft board, but nobody disputes how talented he is."

You can imagine, of course, how this struck Titans fans. A running back with a bum knee? In the third round? For the Titans? Who already had Derrick Henry? Who badly needed a wide receiver or tight end? And who, above all, had their roster obliterated by injuries for two seasons in a row?

The Titans did draft Spears out of Tulane as a complement to Henry – for now. Long-term, it's not reaching to believe that Spears is earmarked as Henry's replacement.

"Oh, he's a three-down runner," Titans general manager Ran Carthon assured during the draft. "He can run between the tackles. He's elusive. He can make guys miss as well as contribute in the passing game."

It's not unprecedented for a running back to excel with knee trouble. In 1991, the great Peter King documented for Sports Illustrated how most teams were scared of drafting Thurman Thomas before the Buffalo Bills took the risk in the second round, their owner Ralph Wilson telling GM Bill Polian, "Life's a gamble. Go ahead."

Thomas ran for 12,074 yards, caught 472 passes and totaled 88 touchdowns in 13 NFL regular seasons, and he did it – he said years later – with a torn ACL, according to NewYorkUpstate.com.

Obviously, it's way too early to compare Spears with a legend like Thomas. But this preseason showed Carthon's initial assessment to be correct, just as it has replaced concern about Spears' knee with anticipation for the explosiveness he'll add to the Titans' offense.

Spears ran for 117 yards on 22 carries (5.32 average) in three preseason games. That included an impressive 33-yard touchdown against the Vikings in which he leaped over a defender near the line of scrimmage and somehow never broke stride, sprinting untouched into the end zone.

"I know I can't do nothing like that," Henry said. "It's great to have a change-up and have a back that can be explosive. I know when he hit the ground, he took off."

After offseason practices this summer, Spears could often be seen catching passes from a machine.

He proved his toughness, too, with his willingness to pick up blocks in pass protection.

“A lot of times these fast, speed backs don’t want to really stick their face up in there on pass protection,” Titans quarterback Ryan Tannehill said, “and he’s proven on multiple occasions that he’s willing and able to step up in there against a linebacker. … I love Tyjae, man. I’m excited to have him on our team.”

That job at Wal-Mart

The first time Spears hurt his knee was in high school. The second time, it was while scoring a touchdown early in the 2020 season for Tulane. And he realized it instantly. NOLA.com wrote that he crawled and tossed “his helmet off in frustration” before trainers made it to him.

Facing another lengthy ACL recovery, Spears started wondering whether he’d make it back to football.

“It was very difficult for him. It was difficult for all of us,” said Nicole Hart, Spears’ mother.

About that time, during the COVID-19 pandemic, he worked at Wal-Mart to make some extra money. The job entailed unloading delivery trucks. An 18-wheeler would arrive with, say, up to 3,000 items and “we had to take off every single piece,” he remembers. “That humbled me so much. I said, ‘Man, I’m going to do whatever I’ve got to do in football, because I do not want to work a real job.’”

“I think that job may have lasted a week, a week-and-a-half,” said Hart with a laugh.

“We don’t really realize that a lot of things really do happen for a reason,” she added. “In the midst of him going to get a job at Wal-Mart, maybe that was during a time when he was battling with, ‘Do I really want to play football? I just want to give up. I want to quit.’ Maybe he had to have that moment to see, ‘Man, this is not what I really want to do.’”

Spears made it back and rushed for 863 yards in 2021. Then in 2022, he had 1,581 rushing yards and 19 touchdowns in his final 14 games for the Green Wave, who went 12-2.

A stellar season for Spears was punctuated by an MVP performance in a Cotton Bowl victory over Southern Cal. He ran for 205 yards against the Trojans, making eight consecutive 100-yard performances for a player who’d jumped well on the radar entering the NFL draft.

There was one team in particular that Spears hoped was interested in him.

Back home for Titans-Saints

As fortune has it, Spears’ first regular-season game for the Titans will be Sunday against the New Orleans Saints.

In the Superdome. About 45 minutes from his hometown.

Yes, Spears grew up a Saints fan.

That made for a punch in the gut when, during the draft’s third round, the Saints had the No. 71 pick and used it to take a running back: Kendre Miller from TCU.

Spears had held up well in public all night. But after that, he went off to collect himself, and “in the middle of that is when he actually got the call” 10 picks later from the Titans, said Hart.

“The whole world could have put two and two together and figured out I wanted to go to the Saints,” Spears says. “I’m here in Tennessee, and I love it. I feel like things happen for a reason.”

Plenty of friends and family from Ponchatoula will be on hand for Sunday’s opener, but it still probably won't be enough. So many want to be there that Spears jokes, “I’m putting a limit on it. I’m buying 10 tickets. That’s all I’m buying. If I’m feeling good, I might get 15.”

It’s the first real taste of NFL stardom for Spears. There hasn't been much to this point. Spears says he’s still able to go around Nashville without being bothered or noticed — and he knows enough to appreciate that. He once went to an event with Henry and saw how many people approached the Titans’ star for pictures and autographs. “Man, how do you do it?” Spears asked him. “That’s just what comes with it,” replied Henry.

“People still don’t know who I am,” Spears says. “So I can go and have fun with my family and friends and whoever else I want to take out, because nobody knows me. But is it going to be the same in six, seven months or a year?

“I don’t think it’s going to be the same.”

# # #

ROOKIE RB TYJAE SPEARS THANKFUL FOR HIS NFL OPPORTUNITY WITH THE TITANS

BY JIM WYATT
TITANS ONLINE
MAY 22, 2023

NASHVILLE – The day after the NFL Draft, Tyjae Spears drove through the streets of New Orleans looking for Titans jerseys.

Spears had been selected by the team less than 24 hours earlier, and he wanted to represent his new squad at a party celebrating the development.

This week, Spears had his own team-issued jersey.

The former Tulane running back took part in rookie minicamp last weekend before joining veterans in the offseason program this week.

The Titans are scheduled to begin OTAs next week.

The 5-foot-11, 195-pound Spears looked good in the open rookie minicamp, catching a number of balls out of the backfield, and then showing off his speed – and moves – in space. He also had some nice runs after taking handoffs.

"It felt good," Spears said. "It's just a blessing to be a part of the team. It feels good, coming from where I came from. I am on an NFL team, and I am super-excited.

"All the guys I've encountered, they've been great. Every coach, they demand a lot out of you. It's a great organization, great people."

Spears, selected in the third round of the NFL Draft, ran for 1,581 yards and 19 touchdowns in 2022 for the Green Wave, averaging 6.9 yards per carry. He also caught 22 passes for 256 yards and two touchdowns. Spears had a big game in the Cotton Bowl against USC, when he ran for 202 yards and four touchdowns. He was named the Cotton Bowl MVP after the team's win.

In four college seasons, Spears ran for 2,910 yards and 31 touchdowns while also catching 48 passes for 564 yards and three scores. Spears was the 2022 American Athletic Conference Offensive Player of the Year, when he tied for the FBS lead with 21 scrimmage touchdowns.

Spears, whose locker is located right next to veteran running back Derrick Henry's locker, brushed off a number of questions about his health, specifically one his knees.

He made one thing clear:

"I feel perfectly fine – there ain't nothing wrong with me," Spears said. "I am healthy.

"I guess (my health) is a question that's always going to pop up, but I am here. And (the Titans) had a lot of faith in me to get me where they got me at. So, I am healthy and they know I am healthy."

Spears, who is from Ponchatoula, La., is fully aware he'll get to head back home to Louisiana when the Titans open the season on September 10 against the Saints.

He also knows a lot of work needs to be down between now and then, and he's just getting started.

"That is so far away," Spears said with a smile. "I am just taking it one day at a time."

Spears also knows he's thankful for the opportunity.

"Lately, I have been praying a lot," Spears added. "And the main thing I try to start and finish with is how thankful I am for being here, being a part of an NFL organization. Because I think back, and only two or three people where I am from got that opportunity. So, I am super blessed, and super appreciative."

# # #

TITANS DL T'VONDRE SWEAT FEELING "GREAT", READY TO ATTACK YEAR 2 IN NFL

BY JIM WYATT
TENNESSEETITANS.COM
JUNE 3, 2025

NASHVILLE – T'Vondre Sweat focused on the little things this offseason, like they're big things.

His plan was to strengthen his shoulders, and improve his mobility by targeting his hips.

The Titans defensive lineman, whose weight was a topic of conversation this time last year, said he's also feeling lighter and quicker, although he wouldn't get into scale specifics.

"Ask coach Callahan," Sweat said with a smile.

As far as Sweat is concerned, this is all anybody needs to know:

"I feel great," Sweat said after Tuesday's OTA.

Heading into the 2025 season, Sweat said his goal is to be better than last year.

"I am very excited going into my second year," he said. "I feel a lot more comfortable playing this game, especially my second year in this league.

"I am ready, and it's going to be good, man."

A second-round draft pick by the Titans in the 2024 NFL Draft, Sweat played in all 17 games during his rookie season in 2024. He finished with 51 tackles, 23 quarterback pressures, and a sack. Sweat also had a memorable fumble recovery, stiff-arm and run late in the season, a year when he also tallied four tackles for a loss.

Callahan didn't divulge Sweat's size – he's listed at 6-foot-4, 366 pounds. But he did rave about the big man's potential.

"He's a supremely talented person," Callahan said of Sweat. "There's not a lot of people on the planet that can do what he does at his size. And it's more about the consistency of performance. I'd like to see more from the pass rush game. He's got ability to rush for a man his size and that's a point of emphasis for him is affecting the quarterback more. He's a tremendous run defender, that was a strength of his already from last year. Part of it's going to be just improving the detail and then improving the ability to help affect the quarterback. So I think those are the things we're looking for progression wise from him. And he has the ability to be a full three-down player. He's not necessarily your explosive interior pass rushers that are out there. But he's got great ability to push the pocket too. So, looking for more of that from him and I think he had a solid start to his career, and I think there's a whole lot more meat on that bone for him."

Defensive line coach Tracy Rocker said he's pushing Sweat every day.

"What's improved is he walks out here, and he's seen the speed of the game before, it is not new to him," Rocker said of Sweat. "And, he has a better feel for his mates next to him.

"I have no doubts he wants to be good. … I want him to be the best player in the NFL, that is my goal for him. But he has to take the bull by the horns… He just has to keep working to make his imprint in this league."

Sweat said he's willing to put in the work, just as long as it doesn't include Pilates.

Sweat tried that this offseason, and he's not a fan.

Sweat said he is willing to work to be the best he can be.

"What I learned (last year) is take care of your body," he said. "Your body is everything, and if you don't feel good, you can't be performing at a high level."

# # #

TITANS' SWEAT EARNS SPOT ON PFWAS ALL-ROOKIE TEAM

BY JOHN GLENNON
NASHVILLE POST
JANUARY 21, 2025

T'Vondre Sweat's strong first NFL season has earned him a spot on the Pro Football Writers of America's All-Rookie team.

A nose tackle, Sweat was one of four defensive linemen selected for the team, along with Denver's Jonah Elliss, the L.A. Rams' Braden Fiske and Indianapolis' Laiatu Latu.

Sweat was only the third Titans rookie in the last five years to make the PFWA All-Rookie team, joining tight end Chig Okonkwo (2022) and punter Ryan Stonehouse (2022).

The Titans selected Sweat in the second round, the 38th overall pick, of the NFL Draft.

Titans coach Brian Callahan had high praise for Sweat near the end of the team's season.

"I just think you see his power in the run game and you see his ability to stuff the run," Callahan said. "He keeps the linebackers clean so [that] they can float, scrape, make tackles. That part's been really good. It's probably been his biggest strength. He eats up double teams.

"He's shown the ability to push the pocket as a rusher. I think he's got some room to improve as a rusher, too. But for a guy his size to be able to still have some effect on the rush has been positive."

The 6-4, 366-pound Sweat posted a 76.2 overall defensive grade from Pro Football Focus, which ranked first among all rookie defensive linemen. His 75.0 grade against the run was also first among rookie linemen, and his 64.7 pass-rush grade ranked fourth among rookie linemen.

Sweat played all 17 games for the Titans, finishing with 51 tackles (seventh on the team), 23 quarterback pressures (fourth on the team), one sack, four tackles for loss, one pass defended, one forced fumble and one fumble recovery.

"His stamina to play has been incredibly impressive," Callahan said. "I mean he's played a ton of snaps over the course of the season ... As a person, he's a phenomenal personality. I mean the team loves him, the room loves him. He's got a way about him that you just enjoy being around. Those are the kind of guys we want as many of as we can get."

The Titans' first-round pick, left tackle JC Latham (No. 7 overall), did not make the all-rookie squad, as the two tackle spots were taken by the Los Angeles Chargers' Joe Alt and Baltimore's Roger Rosengarten.

# # #

TITANS ROOKIE DL T'VONDRE SWEAT SURPRISES HIS MOM WITH HER "DREAM HOUSE"

BY JIM WYATT
TENNESSEETITANS.COM
AUGUST 2, 2024

NASHVILLE – Titans rookie defensive lineman T'Vondre Sweat is a self-proclaimed "mama's boy."

And, for good reason.

Sweat said his mom has sacrificed a lot for him over the years, regularly working three jobs to make ends meet so her three sons could be more comfortable. There were times, Sweat said, when she didn't eat, just so her young boys could.

"Without my mom," Sweat said, "I wouldn't be here today. I can't say in words how much I appreciate her."

Sweat offered his mother, Lashunda Ross, more proof on Friday.

He surprised her with her "dream house."

It all unfolded this morning in Houston, when Ross was handed flowers as she walked into the house her youngest son bought for her.

She then watched a video with this message:

"I just want to thank you a lot for all you have done for me," Sweat, wearing a Titans shirt, said from Nashville, where he's in the middle of training camp. "I can't be more thankful for a mom like you. Everyone in the world already knows you're special to me. I just want to say: I love you, I love you, I love you. I want to thank you for everything you've done for me since I was a little kid with my other two brothers."

And…

"Mom, I just want to say: I finally got the house you wanted. Dreams do come true. I can't appreciate you more. And, I hope you love your new home."

Sweat beamed with pride the day before, when he talked about his mother, and the opportunity he was getting to purchase her a home in Houston, Texas.

Sweat said his mom had been living in an apartment, but they began looking for homes for her in recent months, after he signed his rookie contract.

Growing up, Sweat said the family didn't have things easy. There was a point when his mom, himself, and his two brothers had to move into his aunt's apartment.

"There were six kids in one apartment," Sweat recalled. "And that's hard."

Lashunda Ross worked at a hospital, at a Foot Locker, and at other jobs to make ends meet.

Through it all, she attended all of Sweat's games, from his Pop Warner days to his high school playing days to his years at the University of Texas.

"She's always been my No.1 fan," Sweat said of his mom. "She's always been by my side."

Now, she has a new home, thanks to her youngest son, the baby of the family.

Sweat, selected in the second round of the 2024 NFL Draft, said he's thankful for having the chance to repay his mom for all she's done.

"I have to say, I appreciate the Titans, Miss Amy, Ran Carthon and everyone for believing in me and helping me with this opportunity. Without them believing in me, I wouldn't have the opportunity to help my mom like this," Sweat said.

"My mom, she's special. I love her to death, and I respect her so much. She's a very, very, very strong woman, and she's sacrificed so much. I can't say in words how much I appreciate my mom being in my life, so I'm happy I can do this for her. And, for all the guys out there: Love your moms, man, because you only get one."

# # #

NO SWEAT? TITANS NT T'VONDRE SWEAT MAKES NICE FIRST IMPRESSION IN ROOKIE MINICAMP

BY JIM WYATT
TENNESSEETITANS.COM
MAY 12, 2024

NASHVILLE – Titans rookie T'Vondre Sweat looked like a dancing bear as he maneuvered his way through the stand up dummies at rookie minicamp over the weekend.

The 6-foot-4, 366-pound defensive lineman showed off some pretty nifty footwork and agility as he raced around the pads.

On another drill, Sweat exploded out of his stance, pushed past another pad, and then leveled a red dummy at the conclusion of a practice rep in individual drills.

Eyes of nearby spectators lit up, about the same way Sweat did when he heard a question from a trainer during a break in the action: Need some water?

"Hell yeah!," Sweat said before dousing his mouth.

Rookie minicamp is on the books for Sweat and the team's other first-year players.

Two practices down and many more to go as the team's second-round pick does his best to get up to speed as quickly as possible in the NFL.

"I felt great," Sweat said. "Just being here, in Nashville, it's amazing. It was awesome to be out there. … Anyone, when you haven't played football in a minute, of course you're going to come out with a little rust. But once you're going, you're going."

Sweat said he worked with other Texas Longhorns from the time the NFL Draft took place, and minicamp, to prepare himself.

This week, he'll be incorporated into work with the veterans in the offseason program, with OTAs and a minicamp, on the horizon.

Titans Coach Brian Callahan said he was impressed with what he saw from Sweat right out of the gate.

"He looked good," Callahan said of Sweat. "I thought he moved well. You never know when guys get here, what they're going to look like. And I thought he did a nice job. Looked like the guy we saw on tape, which was good to see."

Sweat, who said during a conference call after being selected he wanted to play in the 350- to 355-pound range this fall, has already been in communication with team nutritionist Lauren Silvio about his diet.

Sweat said he'll work with Silvio and the team's coaching staff to find "that perfect weight for me," but he's not sure what it will be at this point.

Already, Sweat said he's already gotten a pretty good feel for defensive line coach Tracy Rocker, a coach he plans to bust his rear end for on a daily basis. Rocker worked with Sweat on his technique on the practice field during rookie camp, stressing the importance of keeping his feet going forward in drills.

"As far as skill set, he's a big man and this is a big man's league," Rocker said of Sweat. "And, I think that definitely helps us up front. Hopefully this guy develops into what we all want him to be. It's going to take time ... but he wants to (be great)."

After his first weekend in Nashville, Sweat is even more excited to get going.

"I'm not here to prove anything," he said. "It's a blessing to be here, in this organization. Just getting to come out here, competing with my teammates, being the best for the team. It's pretty exciting.

"I have a lot to work on. I am not a perfect person, no one here is perfect. There's a lot of stuff I have to work on, and I just have to come out here, get better at my craft, and take it day by day."

# # #

THE TWO SIDES OF TEXAS SUPERSTAR T'VONDRE SWEAT

BY DAVE WILSON
ESPN.COM
DECEMBER 30, 2023

YOU CAN'T MISS T'Vondre Sweat. It's not just that he's 6-foot-4 and 362 pounds, although it has something to do with that.

But then you add the chain. It has a dinner-plate sized, diamond-encrusted medallion that says "MAKE 'EM SWEAT." He doesn't know how much it weighs, only that it sometimes hurts his neck.

"He's about 380 with that big chain on," said Jay Oliphant, Sweat's high school basketball coach.

Sweat loves the chain, which is inspired by the giant clocks Public Enemy rapper Flavor Flav wears. It's big, it's flashy.

It was also his mom's idea.

That makes sense because if you talk to anybody who knows Sweat, the first thing they'll tell you is that he's a mama's boy.

"You get out there and make 'em sweat," Lashunda Ross, his mom, said of the inspiration for the medallion. "They're nervous when they see you. They always have two people double-teaming you."

The medallion has a second side, though. One that people rarely see. And that was all Sweat's work. The back is covered with photos of his mom, his great uncle, his grandmother and great-grandmother.

This is the duality of T'Vondre Sweat, the wrecking ball who is the physical embodiment of Texas' climb to its first College Football Playoff appearance. The goofy, fun-loving mama's boy is also the Big 12 Defensive Player of the Year and weeks ago claimed Texas' first Outland Trophy, given to the best interior lineman in the country, since 1977.

He'll play a key role for the Longhorns on Monday when No. 3 Texas faces No. 2 Washington in the College Football Playoff at the Allstate Sugar Bowl (8:45 p.m. ET, ESPN/ESPN App) with the Longhorns looking to free up defenders to slow down the Huskies' dangerous passing attack.

"He is hard to move," Texas defensive coordinator Pete Kwiatkowski said Thursday. "He takes up a lot of space. Takes multiple blockers, and so that frees up the linebackers. Gives us a little bit more luxury to play with lighter boxes."

And Sweat has already served notice to the Huskies that he's ready.

"Let me see how I can say this ... They're a great group of guys, the O-line," Sweat said. "I mean, they won awards. They're just awards to me. You know what I mean? And they've got to face guys like us, so we'll see how it goes down."

He has made 'em sweat all year, following four years of unheralded dirty work on the D-line, with his highest accolade being named honorable mention All-Big 12 last year. He has managed to break out despite arriving as one of the lowest-ranked recruits on Texas' roster, a 3-star on a team that has long underachieved with superstar prospects.

He did it by putting on 100 pounds since leaving high school in Huntsville, a town of about 45,000 in East Texas about 70 miles north of Houston. He did it by smothering defenders -- Texas allowed just 80.9 rushing yards per game, fourth best nationally -- flexing and mean-mugging all over the field.

None of this surprised his coach at Huntsville High, Rodney Southern, who told Sweat when he played for him that he'd eventually be an NFL player. But Southern is surprised at just how giant Sweat has become.

"The last time he came to my office, he walked in the door, stood in the doorway and I mean, he filled up the entire doorway," he said. "What you see now is just a bigger, happier version of what I had."

The back of T'Vondre Sweat's diamond-encrusted medallion features pictures of his mom, his great uncle, his grandmother and great-grandmother. Dave Wilson

LIKE THE CHAIN, there are also two sides to T'Vondre Sweat.

"He plays like a bully," Texas nickelback Jahdae Barron said. "A bully, in my eyes, is somebody that wants something and takes things from whoever they want. That's who Sweat is as a player."

"Violent," linebacker Jaylan Ford said. "He makes big people look small. This dude's a beast. He's literally making people move out of his way."

When he's not on the field?

"Goofy," Barron said.

"I know everyone on the team," Ford said. "I'd say [Sweat's] probably the easiest person to talk to, honestly. He just talks to anybody and everybody. It doesn't really matter. He'll probably have a 30-minute conversation with the guy. He's probably the nicest, softest, down-to-earth guy."

He didn't even want to play football to begin with -- "I was a coward, I can't lie," he said of his early years in the sport -- but his mom and his aunt Lisa concocted a plan to help him get excited. Lisa would make cookies, and it was clear to five-year-old T'Vondre that if he scored, he'd get one.

"He'd look over to see if she had the cookies, then he'd take off running and make a touchdown," Ross said. "He was greedy, and he can eat." The reward system worked.

"Maybe that's why I'm so big," Sweat said.

Now, as a fifth-year senior, he's the second-biggest player on Texas' best team since 2009.

Not that he wasn't big at Huntsville. He was 6-4, 280, so athletic that he played at defensive end, once racking up 4.5 sacks in a game. He also starred on the basketball team, where he was named the district's defensive player of the year.

Sweat brags about how nice he was on the court, saying he could play any position from point guard to center.

"I've had a couple of good bigs at Huntsville, but he's the only big that I've had that could actually go out there at 260-plus pounds and he could guard a point guard, he can handle the ball, he can do a little of it all," Oliphant said. "He was telling you the truth on that."

Even while reminiscing and hyperbolizing, Sweat is humble. "I shoulda gone D-III in basketball," he said.

Basketball spotlighted his athleticism, kept him in shape and showed how light he was on his feet, making him more attractive to Texas, where former defensive line coach Oscar Giles took a shine to Sweat. He started racking up offers, about 17 in all. But Texas made the most serious push to get Sweat to sign.

"We wondered why not many people were on him," said Bryan Carrington, the cornerbacks coach at Arizona State, who was one of Sweat's main recruiters at Texas when he was the Longhorns' director of recruiting. "He got offered by Texas A&M, Alabama, TCU, Missouri. But we didn't feel like those schools recruited him hard enough."

Sweat agreed, saying there was only one consistent school in his ear. "I really felt like they didn't want me," Sweat said. "Nobody was recruiting me hard but Texas and Coach Giles."

It might not have mattered anyway. Texas' location made all the difference for his priorities.

"I'm a mama's boy," Sweat said. "I didn't want to be so far but I didn't want to be so close."

And Sweat joked that growing up as a huge fan of Kevin Durant held a little sway, too.

"Honestly, the reason I came to Texas was because I thought I was going to meet KD," Sweat said.

Sweat gained over 100 pounds after getting to Texas and turned himself into the nation's top interior lineman.
Chris Jones/USA TODAY Sports

SWEAT ARRIVED IN Austin and embraced his new home. He says he started connecting with people outside of football, but was getting a chance to get early playing time as well. Then, he went all-in, and fell in love with country music.

"I'd love to be buddies with Luke Combs," he said, saying "Crazy Beautiful" is his favorite song, adding he also is a huge fan of Morgan Wallen and Brett Young.

"Some of my teammates don't even like riding in the car with me," Sweat said. "Ride with me, you leave me alone. You're gonna listen to this."

And then he got to work in the weight room -- and at the dining table. "When you play at the University of Texas, one thing they do is make sure you eat," Sweat said. "You don't have to worry about food."

By 2021, Sweat packed on those 100 pounds and looked the part, but was uncertain of his future when Tom Herman was fired and Steve Sarkisian replaced him. But Sarkisian hired former Longhorns (and Alabama and NFL) defensive line coach Bo Davis back, and he brought with him a reputation as a molder of NFL talent.

That fall, Texas was blown out at Iowa State, 30-7, and Davis got on the bus after the game and heard laughing. A recording of Davis' reaction was leaked to social media, and it wasn't pretty.

"This s--- ain't a game to me," Davis screamed. "If you think it's a game, get the f--- off this bus. I got my ass kicked and you motherf---ers were laughing."

It became an inflection point in the Longhorns' turnaround, something Sarkisian discussed this season after Texas went back to Ames and won, 26-16.

"I think you could feel the passion in Bo's voice," Sarkisian said. "Bo made it very clear that we're here to win championships and we're here to compete for championships and that's day in and day out ... The fact that people remember that, I think, is a good thing."

Last month, Sweat was on a podcast and said he was the player laughing, joking that he thought maybe the statute of limitations was up on it.

Davis didn't say if he knew, but the two have come a long way since that moment. Sweat says that Davis forged a brotherhood among the defensive linemen that has made all of them better, with Sweat and Byron Murphy becoming perhaps the best pair of tackles in the country.

"It's been fun coaching him because he's got some humor with him and you enjoy that," Davis said. "But he is serious about when it's time to go to work."

Davis' handiwork has been evident in Sweat's breakout season, which came in his fifth year after he decided to bypass the NFL for one last year at Texas.

"He added several zeros to the dollar amount he's gonna get and maybe a couple of commas," Southern said.

But the NFL will have its own assessment of his size.

"Some will question the value of a 360-pound defensive tackle in the first round, but I just really like the player and think he could help an NFL defense in any situation," Mel Kiper Jr. wrote in his most recent Big Board, where he has Sweat ranked as his No. 21 overall prospect.

In 2015, Alabama coach Nick Saban told ESPN that behemoth tackles like 6-5, 349-pound Terrence Cody, a two-time consensus All-American, were going out of style.

"Cody couldn't play for us now," Saban said. "It would be hard to put him in the game, the way it is now, and he was a great player for us. Five or six years ago, nobody could block the guy."

Davis was also Cody's D-line coach. But he said that doesn't hold true for Sweat.

With Sweat in the game, Texas gets pressure on opposing quarterbacks 38% of the time, compared to 31% when he's not, according to ESPN Stats & Info. Opposing quarterbacks complete 58% of their passes to 62% when he's out, and are off-target on passes 16% of the time compared to 7% when he's not on the field.

"A lot of guys are big, but they don't have any hip flexibility," Davis said. "[Sweat] can move like a 290-pound guy. He can turn and get skinny. That's the amazing part you see when you watch him and see the things he does."

Sweat said he's aware of the discussions, saying Davis let him know how to end them.

"If you don't want the weight to be an issue, go be a dawg," Davis told him. "Don't come to me, try to come out two or three plays. Go be you."

Sweat has been himself all year. And he and the Longhorns have reaped the rewards.

"His level of maturity and growth as a teammate has been awesome to watch," Kwiatkowski said. "He's a very influential guy in that locker room."

Sweat has piled up awards, helped lead Texas to the CFP and even got to catch a touchdown pass and strike a premeditated Heisman pose in the Big 12 championship game against Oklahoma State. "Scoring a touchdown in my first Big 12 championship game, and winning it was just amazing," he said. "I mean, it can't be a better feeling than that."

The big man has made 'em sweat all year.

# # #

TEXAS LONGHORNS: T'VONDRE SWEAT'S PATH TO COLLEGE FOOTBALL STARDOM

BY JOSH CRISWELL
HOUSTON CHORNICLE
DEC 14, 2023

T'Vondre Sweat has evolved into arguably the most-feared defensive lineman in college football over the course of his five years at the University of Texas. He's also a self-described mama's boy, something that shined through as the Big 12 Defensive Player of the Year accepted the Outland Trophy—awarded to the top interior lineman in the sport—late last week.

"I give all the shout out to my mom, man," Sweat said on the ESPN broadcast, donning a chain containing a photo of his mother, Lashunda Ross. "Without that woman, I wouldn't be able to do a lot of things. That woman just stayed on my neck 24/7, and all I can say is I love that woman to death."

Ross admits her son's words almost brought her to tears on national television, as her reaction was displayed on the screen in real time via a video feed.

"Aw man, I wanted to cry," Ross said. "I really wanted to cry when he was saying those words. I got very emotional when he was talking and saying that in front of the whole [country]. Everybody is watching, but it felt really good, and he tells me all the time.

"When he sees me or we're on the phone or before the game, he always tells me, 'Mom, I appreciate you. Thank you so much for everything and thank you for being there.'"

With a laugh, Ross credits herself for the light-hearted, fun-loving nature of Sweat's personality, something UT fans have become well-acquainted with. This was on full display during the Longhorns' Big 12 title game win over Oklahoma State—a victory that helped secure the program's first College Football Playoff appearance—when Sweat checked in at tight end and caught a touchdown pass, which he celebrated by striking a Heisman pose that almost instantly went viral. "I spilled my whole drink," Ross recalled, failing to contain her laughter.

Hearing from these two paints the picture of a loving mother-son bond, but in terms of Sweat's ascent to college football stardom, the driving force behind his success goes deeper. In a time when high-level youth athletics is littered with helicopter parents constantly questioning coaches, Ross took a different approach—and one that's paid obvious dividends.

In Sweat's early football-playing years, Ross "used to be that mom that was like, 'Don't yell at my baby.'" But as she raised her sons, an understanding was developed that "dealing with boys, you have to be hard on them, you have to keep your foot on their neck." In Huntsville High School football coach Rodney Southern and basketball coach Jay Oliphant, Ross found partners who were more than willing to embrace this type of mentality.

"She's been very valuable in his life," Southern said. "She stayed on him, and she told me way back that she wanted me to stay on him. Obviously, that was easy for me. He's talented, he's a great kid, he's so fun-loving and happy, it wasn't hard to stay on a guy like that."

In Southern's 22 years as a head coach, he's told three players that they have an opportunity to play on Sundays in the NFL. The first two—Miami Dolphins tight end Durham Smythe and former Texas quarterback David Ash—were from his time at Belton High School in Central Texas, with Sweat being the third.

Between Southern and Ross, the pair ensured that Sweat attended as many college camps as possible. He ended up with roughly 17 Division I offers, ultimately choosing the Longhorns over the likes of Alabama and other powerhouse programs.

"[Southern] came to me and told me that T is a special kid and he sees something in him, and he doesn't want him to go the wrong way," Ross said of a conversation they had nearly a decade ago. "I agreed with him, so if somebody is coming and telling me something about my kid, I'm not going to get mad. I'm going to help them. ... If he's not listening, not doing what he's supposed to do, get on him. I give you this permission, because you don't find that too much.

"That's what's wrong with a lot of parents now. They don't want nobody else to discipline their kids when they're in the wrong. I'm not that type."

University of Texas defensive tackle T'Vondre Sweat poses for a photograph with his mother, Lashunda Ross.
Courtesy of Lashunda Ross

Recently named the top interior lineman in college football, Sweat played on the edge throughout his entire high school career, in addition to lining up at tight end during his freshman season. He arrived at Huntsville around 220 pounds and gradually grew into his body frame, playing his final two seasons at roughly 285 pounds. He's now listed at 6-foot-4, 362 pounds, yet hasn't lost the quickness and agility that—combined with his overpowering strength and size—terrorized high school opponents.

ADVERTISEMENT

Article continues below this ad

Sweat was a similarly dominant force on the hardwood, with double-digit rebound, three-plus block performances becoming the norm by his junior year. He contemplated skipping his senior season to focus on lifting weights, before coming to an agreement with Oliphant that both parties would be better off by him returning to the team. Huntsville proceeded to win the District 20-5A title, with Sweat being named the league's Defensive MVP.

"He was extremely quick on his feet," Oliphant said. "He could guard guards, he could guard wings, he was just an extension of talent. What he's doing now doesn't really surprise me at all because he's always been a good, superior athlete. ... Sometimes he would get a rebound and dribble it coast-to-coast. He could do almost anything he wanted to, and it speaks volumes on his talent and athletic ability."

Sweat found himself pondering another decision a couple years later, one that would've had significant ramifications had he followed through.

Ross remembers her son being "scared and nervous" around the time the COVID-19 pandemic hit during his sophomore year of college, and says he contemplated giving up at UT. Her message was direct, reminding Sweat that he didn't come this far to let it all slip away.

"My thing is we don't give up, we don't quit," Ross added. "I said, 'You've got this. We're in this together. Me and you are going to figure it out, and we're going to get through it together.'"

According to Ross, Sweat responded, "Yes ma'am, I'm going to stick it out. I'm not going to give up," to which Ross noted, "That's the attitude I like to hear.'" Then Sweat added a promise, alluding to his likely future in the NFL.

"He said, 'One day, you're not going to have to work—and I'm going to make that promise to you,'" Ross said. "He's sticking by what he said to me, and I'm going to hold him to his word."

# # #

TITANS' CAM WARD REFLECTS ON DAD'S IMPACT FOR FATHER'S DAY

TURRON DAVENPORT
ESPN.COM
JUNE 15, 2025

NASHVILLE, Tenn. -- The smile on Cameron Ward's face said it all when asked what he wanted to get his dad, Calvin, for Father's Day.

"Shopping for Father's Day, that's the hardest shopping to do," Ward told ESPN. "I mean what do you get for someone who already has everything? I don't know what I'm going to get him, because he ain't really ask for s---."

Having already paid to have his parents' house built last year when he was in college at Miami, Ward struggled to come up with a physical gift for his dad. He laughed as he recalled gifting his dad an ATV for Christmas years ago, when his mom, Patrice, had gotten him a mini NASCAR race track.

Then the perfect idea came to mind.

"I just really want to spend time with him," Ward said.

Time. That's the best gift he could give.

The Tennessee Titans made Ward the No. 1 pick in April, hoping he could become the answer at quarterback that they had been searching for. He attributes his journey to his parents, with sports being a staple in their household.

"I just always had sports around me," Ward said. "I come from a sports background with my dad and my mom. I just always wanted to play professional sports. I think that was just my calling."

The Ward family, a close-knit group of five, has bonded on many trips -- loading up the SUV and hitting the road to attend various sports camps. They started by going to camps at IMG Academy in Bradenton, Florida, when Cameron was in fourth grade. He tagged along with his two older sisters, Aaliyah and Chantel, who were basketball players.

Calvin supported his son as he played various sports such as basketball, football, baseball and even golf, but having been a former walk-on college quarterback at Houston, Calvin taught his son the sport he knew best when Cameron was 8 years old -- setting up nets in the backyard to throw into.

"Cameron fell in love with the workouts," Calvin said. "From a young age he was always like, 'I want to be a professional athlete in something.' My philosophy was always to play as many sports as you want. The road would eventually narrow on its own."

THE PROCESS OF getting noticed by colleges wasn't easy, but Cameron leaned on his dad throughout his playing days at West Columbia High School, which is about an hour outside of Houston.

Playing in a run-heavy Wing T offense limited his passing opportunities, as he attempted 267 passes for 2,261 yards in three years. To put that into perspective, Hudson Card -- the No. 1-ranked quarterback in the state for the 2020 class according to the ESPN 300 (No. 40 overall) -- attempted 216 passes in nine games during his senior year, according to Max Preps, and 369 passes in 15 games as a junior.

Calvin emailed college coaches during his son's junior year in hopes of getting the zero-star recruit his first offer. He sought out other parents whose kids went to the NFL for advice on how to get more exposure.

He did not want to be a parent who felt his son was better than everyone else, so he focused on getting feedback to make his son better.

"I trusted the parents that I talked to that might have had kids that been through [this]," Calvin said, "[telling them], 'I need you to be realistic about my son. He wants to play on a higher level. I don't need you to sugarcoat anything with me.'"

Some of the feedback was to work on his footwork by incorporating jump ropes into his drills. They also worked on agility.

"It wasn't so much about chasing a scholarship per se, it was just chasing improvement," Calvin said.

They also took road trips to football camps in hopes of getting Cameron on the radar of colleges. One of those trips called for a 3 a.m. wake-up to leave by 5 a.m. for a six-hour ride to East Texas Baptist University, only to return home the same day.

"That's impressive dedication to helping his son," Titans coach Brian Callahan said of Calvin chauffeuring his son across Texas just to give him a chance to be noticed.

During those road trips, they talked about more than just life. Even though they didn't like the same music genres, they found common ground by listening to local radio stations. The trips provided opportunities for Cameron to ask about his grandparents and what life was like growing up for his dad, so Calvin shared his insight.

"My parents was like, 'Hey, we don't care about football, basketball or whatever. You better get them grades,'" Calvin said.

"These are things I want to put in your life because these are things I wanted to do as a kid that I didn't get to do."

That's one reason why it was important for Calvin to make sure his son got to attend as many camps as possible.

"I'm going to knock on every door, and you know, eventually one of these doors going to open," Calvin said.

An eye-opening weekend came when they drove just over two hours to College Station for Texas A&M's camp. A&M was Cameron's preferred school, so his dad made sure to get him there.

He got to compete with several high-profile quarterbacks -- including four-star prospect Haynes King from Longview High School in Texas, who was ranked No. 46 in the ESPN 300 for the 2020 class. He would go on to commit to the Aggies.

"Everyone knew that Cameron out-threw all of those guys," Calvin said. "But King won state championship his junior year and then you had Cameron Ward that don't nobody knew of and you got one scholarship. So who do you think a scholarship's going to go to?"

The journey continued the next day when they drove to San Antonio for Incarnate Word's satellite camp. According to Calvin, the camp started at 1 p.m. but the coaching staff "shut it down at 2 p.m." because the school's offensive coordinator, Mack Leftwich, wanted to hide his future quarterback from other schools that had access to the camp.

Cameron Ward, left, poses with his father, Calvin. Courtesy of Calvin Ward

"I'm like, 'What the heck is going on?'" Calvin recalled. "It took us three and a half hours to drive there. They didn't want no other schools to see Cameron because they picked up how his arm talent was different."

The final straw came when Cameron drove a pass from the opposite hash marks to a receiver running a comeback route toward the sideline. Leftwich told the Ward family they ended the camp because they were nervous that he "wouldn't be available" after other schools saw him throw.

"Cameron looked at me and was like, 'What is he talking about? We're not hearing from anyone,'" Calvin said with a laugh.

The trip was worth it. Cameron got an offer from Incarnate Word head coach Eric Morris, and he would end up there for the 2020 season to begin his college career.

CAMERON SHOWED PROMISE early at Incarnate Word, where he won the Jerry Rice Award given to the most outstanding freshman in the NCAA Division I Football Championship Subdivision. He followed that up with 4,648 passing yards, 47 touchdowns and 10 interceptions as a sophomore and was named the Southland Conference Offensive Player of the Year.

Now schools that ignored him coming out of high school were showing interest.

"OK, dude, we have options we ain't had before," Calvin told his son. "Let's be patient and check some of these out."

But they remained loyal, and Cameron followed Morris to Washington State for his junior year in 2022 before eventually ending up at Miami for his final season.

It was a big decision given that Incarnate Word was within driving distance from the Ward family's home.

Now, Calvin had to drive a little over an hour to Houston Hobby Airport before even hopping on a plane to see his son play, but Cameron's parents never missed seeing him play.

"All 57 games," Calvin said when asked how many of Cameron's games they attended, which included 25 with Washington State and 13 more with Miami.

Calvin feels one of Cameron's biggest tests came before the 2023 season when Morris left Washington State to take over as the head coach at North Texas.

"That was the year that made him," Calvin said. "Because the whole narrative was that he was a product of Eric Morris' system."

Without Morris, Cameron wanted to prove he was a premier quarterback regardless of what offense he was playing in.

"OK, guess what? Morris is gone now," Calvin said. "Your system is gone now. Now it's Cameron Ward."

The future No. 1 pick completed 66% of his passes for 3,736 yards, 25 touchdowns and 7 interceptions, which set up another big decision: declare for the NFL draft or play another season of college football?

WITNESSING NFL COMMISSIONER Roger Goodell calling his son's name on draft day was easily Calvin's proudest moment.

"Cameron going No. 1, that's still surreal to me, knowing how he got there," Calvin said. "It was like a dream knowing your son is the No. 1 quarterback."

It also sets up what Cameron said is the best advice he has gotten from his dad who told him this is his one opportunity to play in the NFL and "not to f--- it up."

"[My dad] wouldn't let me take no for an answer," Cameron said. "That's what kept me steady throughout the whole process knowing that I'll eventually get an offer, but he just constantly motivated me. He constantly told me the journey is never going to be easy."

When Cameron contemplated going pro after his fourth year in college, he leaned on his dad -- who advised him to not hire an agent so there was no confusion concerning his eligibility.

"My parents really let me make my own decisions," Cameron said. "But they give me different angles to look at it. They see it from their point of view then they also got to see it from

the other person's point of view as well."

Calvin Ward talks with his son, Cameron, during a youth football game. Courtesy of Calvin Ward

He decided to forego the draft to better his stock for 2025 before transferring to Miami.

He made a big statement in his debut with the Hurricanes, throwing for 385 yards and three touchdowns in a 41-17 win over one of their biggest rivals, and Calvin loved every bit of it.

"That Florida game," Calvin said, "all the talk -- 'Oh, he hasn't played in this size of a stadium' -- they didn't know what was [about] to hit them because they didn't know him. He doesn't care about all of that. Cameron just wants to go play football."

Cameron passed for 4,313 yards and 39 touchdowns last season -- both Miami single-season records. He also won the Davey O'Brien Award, given to the nation's top quarterback, and finished fourth in voting for the Heisman Trophy. He set the career combined FCS (71) and FBS (87) record with 158 touchdown passes. The performance helped cement him as the top quarterback in the draft.

"His journey I think is really unique and cool," Callahan said. "A lot of it comes from how he was raised. All the things you see from his parents trying to pour into him and give him all the opportunities to succeed I think is admirable, and I think it paid off for him."

Fast-forward, and the first impression the rookie has made with the Titans is a good one. Whether it's having the rookie pass catchers meet with him for film study at 5 a.m. or pulling a veteran aside after a missed rep, Cameron has already started to have an impact.

If Cameron's career for the Titans is as successful as his college career was, Tennessee's quest to find its franchise quarterback will be fulfilled.

Armed with a newly signed contract worth $48.7 million, Cameron can give his dad whatever he wants for Father's Day. But above all else, Cameron just wants to give him thanks.

"Thank you for all the time you put in for me and my siblings," he said when asked about his Father's Day message. "The money that you put in and all the behind-the-scenes stuff from the emailing coaches to put my face out there and get me a chance to be who I am today. Just know that I'm trying to do my part and create a legacy for our last name."

# # #

CAM WARD WASN'T ALONE ON HIS LONG JOURNEY TO THE NFL, AND THE TITANS, AND HE'LL FOREVER BE THANKFUL FOR SUPPORT FROM PARENTS

BY JIM WYATT
TENNESSEETITANS.COM
MAY 2, 2025

NASHVILLE – Cam Ward played in 57 games in college, at Incarnate Word, Washington State and the University of Miami.

How many games did his parents attend?

"57 of 57," Calvin Ward, Cam's father, said with a smile.

It wasn't easy, especially those two seasons when Ward was quarterback at Washington State, located in Pullman, Washington.

Those years it took Calvin and Patrice Ward, who live in West Columbia, Texas, roughly nine hours to get to one of their son's home games. A typical travel weekend those days looked like this: Driving an hour to Houston Hobby Airport, catching a flight from Houston to Denver (layover) and then flying to Spokane, Wash., getting a rental car, and driving another 1 ½ hours to Pullman.

After the game, and a quick visit with Cam, they'd retrace their steps back to Texas.

"In Cam's two years at Washington State," said Calvin Ward, "the closest games were at USC and UCLA (in Los Angeles)."

But for the Wards, it was all worth it.

They saw their son blossom from a zero-star recruit coming out of high school to one of the nation's top quarterbacks, and the first overall pick of the 2025 NFL Draft, by the Titans.

"It's been a long journey, but it's been worth it," Calvin Ward said. "Every curve we've had to go through, every stop sign we've had to stop at, it led us to this, and it's all been worth it."

Calvin Ward, a fuel buyer for a nuclear power plant, and Patrice Ward, a longtime high school special education teacher and basketball coach who has since retired, both had adjust their work schedules, and life, to it happen.

Seeing their son get drafted, and then following him to Tennessee, has been one of their life's highlights so far.

"We've prayed about this," Patrice Ward said. "Tennessee is the right place for Cameron. I prayed about it, and started manifesting on it. God always leads us in the right direction, and he led us to Tennessee. And we're all so happy about it.

"Cam knows without God none of this is possible, and he has that faith and believes in God."

Calvin Ward said Cam Ward never gave up on his dream, despite dealing with adversity, and doubters.

"I am very proud, because I think the average athlete would have stopped," Calvin Ward said. "In high school, you're told you're not good enough to play college football. Then, in order to get a chance, you have to go to this FCS school (and prove yourself).

"A lot of kids would have been like, I'm good. But he was like: Let's go."

Surrounded by family at the NFL Draft, and on the trip to Nashville last week after he was selected, Cam Ward said he'll never be able to repay his parents for what they've invested in him.

Ward has always appreciated their support.

"Just what they sacrificed since I was a kid all the way to high school, to where I am now," he said. "They sacrificed financially for me. Time-wise, there's days my dad would wake up at 5:00 a.m., we'd drive halfway across Texas to get to camps. I'll never be able to repay them. But I just hope me being able to repay them one way is just by putting on for them and the family on the field.

"But financially, time-wise, since I was a kid, they've sacrificed so much. And I just think everything they did for me is starting to pay off for them as well."

The Wards are looking forward to non-stop flights to Nashville, where they already have friends in town.

A former next-door neighbor, in fact, moved to Nashville.

Ward has already rewarded his mother once recently, when he stepped on the stage with the NFL Commissioner.

"My mom wanted a nice picture of me and Mr. Roger Goodell in her living room," Ward said. "My mom told me: Just make sure you and Mr. Goodell are smiling in the picture. So, I gave my mom what she wanted."

# # #

OILERS LEGEND WARREN MOON GIVES NEW TITANS QB CAM WARD PERMISSION TO WEAR HIS PREVIOUSLY RETIRED NO 1 JERSEY

BY JIM WYATT
TENNESSEETITANS.COM
APRIL 25, 2025

NASHVILLE – A special guest showed up at Cam Ward's introductory press conference on Friday, and presented him with a surprise.

It was Oilers great Warren Moon, who told Ward that he could wear his retired No. 1 jersey with the Titans.

"I have a lot of respect for this young man right here," said Moon, a Hall of Famer who threw for 49,325 yards in 17 NFL seasons (1984-2000) with the Oilers, Vikings, Seahawks and Chiefs after first playing for the Edmonton Eskimos in the CFL. "A lot of our journey is similar as far as all the things he was told throughout the journey about not being good enough, nobody wanted to give him that great opportunity. But he just kept fighting, kept working, kept showing leadership, perseverance, and here he is today, the No. 1 overall pick in the National Football League draft. So that's the reason why I wanted to be here to let him know how proud of him I am.

"As far as the number and everything is concerned. I wore the No. 1 for a lot of different reasons, and I wore it for a long time, starting back to 1976 when I was in college. I think I wore it very honorably for the Houston Oilers organization to the point to where I created a Hall of Fame career for myself. Now, I'm part of the Tennessee Titans family. My Houston Oilers jersey will probably never be worn again, I hope it won't. But the Tennessee Titans jersey is going to be worn by Cam, and Cam will be starting a new freshness in this organization to kind of revitalize it and get it back to where it was a number of years ago, one of the more successful organizations in the league. So I am excited to see what he is going to do with his legacy wearing this number, and I am proud of the things I did to establish my legacy with the time I wore that number."

Moon told Ward, who wore No.1 at the University of Miami, he'll be available for him with anything he needs.

Ward acknowledged he called Moon to ask him for permission, and was honored it was granted.

"I've got a lot of respect (for Warren)," Ward said. "I am excited that Mr. Moon was able to bless me by giving me this number. … I didn't know much about him until the draft was really getting started. Before I called him, I made sure I watched his highlights to make sure he was legit. He was, he was legit. I'm trying to get up to his level one day."

# # #

THE NIGHT HOPE RETURNED TO NASHVILLE: ‘CAM WARD IS A GAME CHANGER’

BY BEN ARTHUR
FOXSPORTS.COM
APRIL 25, 2025

NASHVILLE, Tenn. — NFL Commissioner Roger Goodell barely got through the announcement of the No. 1 overall pick. Watching Round 1 of the 2025 NFL Draft unfold from the field at Nissan Stadium, Titans fans heard "Cameron …" and erupted.

Screams of "let’s go!" filled the air. Screeches pierced the sky. Fireworks were set off and Johnny Cash’s "Ring of Fire" blared through the speakers, just like when the Titans scored a touchdown at home games during the 2024 season. A group of young boys jumped up and down. One of them, wearing a Tony Pollard jersey, spotted a TV camera. He let out a big smile and flexed. He ushered a friend into the shot.

"Cam Ward is a game changer," said Joshua Wilson, 46, who became a Titans fan after moving to Nashville from Boston five years ago.

Despite the current state of their team, several Titans fans who spoke to FOX Sports are choosing hope as Cam Ward arrives as their potential franchise quarterback. They showed up in force Thursday night for Tennessee’s draft party, which featured team legends and current players. A massive inflatable obstacle course and tour of the home locker room, plus several stations — a vertical jump test, field-goal kick, cornhole and 40-yard dash — were part of the family-friendly event.

Love for Ward was too, apparently.

Before the draft officially began, Titans public address announcer Matt Rogers received a unanimous vote of approval for the former Miami quarterback when he asked fans to scream who they wanted the Titans to pick. One teenager wore a Will Levis jersey that had "Levis" and the No. 8 crossed out with tape in favor of "Ward" and No. 1 (Ward’s number at Miami and Washington State).

Wilson and his neighbor, 42-year-old Randy Harries, came to the draft party sporting "Luv Ya Cam" shirts, a nod to the "Luv Ya Blue" slogan of the Houston Oilers era of the franchise. The shirts were Wilson’s idea. He produced them through his Nashville-based company, Hickory Brand House, which creates print-on-demand merchandise.

"I think we’re two years away," Wilson said. "You got an all-star QB on a rookie deal. You’ve got that three-, four-, five-year window where you’ve got him on a team-friendly deal that you can really surround him with building blocks before he gets that big, big QB1 money."

Hatcher Morris, 25, said he loves Ward’s underdog story. The most exciting parts for him are the QB's leadership skills and the way he carries himself off the field.

A Dallas native, Morris moved to Tennessee in 2004. With his dad being a season ticket holder, he estimates that he’s been to "at least" 60 Titans home games in his life.

"I remember Jake Locker and Marcus Mariota. I’ve seen this kind of play out before in ways I haven’t been entirely appreciative. The hype has been the same each time," said Morris. "I feel a little bit more confident with this pick. I basically spent the latter half of my work day watching film [of Ward] in anticipation."

Lawrence Haywood sees a quarterback who can bring the "old-school magic" back to Nashville. A local high school basketball coach, the 51-year-old remembers watching the "Music City Miracle," the Titans’ legendary kickoff return touchdown that sent the franchise to the 1993 AFC divisional round.

"He seems like the kid that can handle [the spotlight]," Haywood said of Ward. "I like to compare it to taking a test in school: If you’re not really prepared, you feel like you have to cheat a little bit, look on someone else’s paper. But those nights you really studied, you ready to go. I see [Ward] in that light."

RELATED: How Cam Ward’s unorthodox rise shaped him: ‘I’m not worried about no spotlight’

Despite being hopeful about Ward, fans who spoke to FOX Sports aren't oblivious to the recent dysfunction of the Titans, who are coming off three wins in 2024, their third straight losing season. Owner Amy Adams Strunk has fired two general managers in the past two-and-a-half years.

Caleb Hoffman, 20, admits that he’s felt "up and down recently" about the team. He hasn’t been totally content with how the organization has been run, including the firing of Mike Vrabel as coach after the 2023 season and how the dismissal of former general manager Ran Carthon was handled in January.

"And now having the pairing of [coach Brian] Callahan and [GM Mike] Borgonzi together, it’s an odd set-up," Hoffman said. "I’m hoping for the best out of it. … I think we have a chance to get on the right path if Cam Ward turns out like we all hope he does.

"I think it’s a high-risk move," he added. "I definitely recognize that it’s not the safest No. 1 overall pick. We’re not getting Joe Burrow tonight or anything like that. But I’m looking on the bright side and I’m trusting in Borgonzi, trusting in Callahan, the work that they’ve done. They rebuffed trade offers from New York that we’ve heard about and that kind of stuff. If this is their guy, I trust them and I trust that we’ll be moving in the right direction here soon."

Is Cam Ward a franchise-changing QB?

With how bad Tennessee has been in recent years, Harries sees a "silver

lining" with the team getting the top overall selection.

"Everybody is zero-zero. Everybody is tied for first," he said. "It's one of those things where you've seen other franchises get turned around with a single pick. Kansas City Chiefs, for instance. Those are the examples you kind of have to hang on to and hope that's what happens here."

So, what is Ward's arrival the start of?

"I'd say, hopefully, like a cold glass of water on the face," Morris said. "A little refreshment, not only for the fans, but maybe the coaching staff having a little more to work with. I was optimistic of what we could do with Levis, but hopefully some of the character and the athletic traits that Ward has will allow our staff to kind of develop him into something that we couldn't with Levis.

"So overall," he said, "optimistic for that."

# # #

FROM THE NFL DRAFT: QB CAM WARD HAPPY THE TITANS PICKED HIM, NOW HE'S READY TO GET TO WORK

BY JIM WYATT
TENNESSEETITANS.COM
APRIL 24, 2025

GREEN BAY – Cam Ward had waited for this moment his entire life.

At the NFL Draft here on Thursday night, Ward heard his name called by NFL Commissioner Roger Goodell, along with the news he'd been hoping to hear.

Yes, the Titans picked the former Miami quarterback with the first overall pick.

"It's special," Ward said after holding up a Titans jersey, and putting on a Titans hat. "I am excited for the opportunity the organization has blessed me with, and I'm ready to get to work with my teammates.

"I was hoping (the Titans) would pick me for real, especially when I got to learn more about Coach (Brian) Callahan's offense, the new General Manager Mr. Mike (Borgonzi) and President Mr. Chad (Brinker). Miss Amy (Adams Strunk) is a great owner, and they have a great organization. So, I am excited. It all worked out in the long run, and I am grateful for it."

Ward said he got word the Titans were officially picking him from Borgonzi, who then passed the phone to Strunk, Brinker and Callahan.

"They (told me) they were ready to get to work," Ward said of the Titans contingent. "They are proud of what I did to this point of my career, and they're excited to see where I can take the franchise."

The Titans reportedly turned down trade offers during the process to select Ward.

Borgonzi said earlier in the week the organization had reached a consensus on the pick, and planned to pick at No.1 to get the player the Titans wanted.

Ward was asked how much he wants to prove the Titans right.

"It's really proving myself right," Ward said. "They know they made the right choice in getting me. But at the end of the day, I am just trying to be with my teammates, have command of the huddle, and at the end of the day, try and win games, that is our main goal."

A zero star recruit, Ward never gave up on his dream while playing at Incarnate Word, Washington State and eventually Miami.

Ward blossomed as a player, and he turned himself into a top draft pick while ignoring skeptics, and doubters.

"I never let opinions get to me," Ward said. "The only opinion that matters to me is myself. And then also, just believing in God. I had those two things going for me, and it worked out in the long run."

In Tennessee, Ward said he wants to let his new teammates and coaches know when he meets him that he's about business, and winning games.

Ward feels like knows the team relatively well, but he's looking forward to learning more when he arrives in Nashville on Friday, and in the months ahead as preparation begins for the 2025 season.

His message to Titans fans, who cheered his selection at a draft party at Nissan Stadium on Thursday night:

"They are getting a dog, somebody who is willing to do anything to put the team and themselves in situations to win," Ward said. "And the ultimate goal is to win championships, whether that is this year, next year or down the road. That is our dream to accomplish, and I don't plan on stopping until hopefully get one of those things."

# # #

HOW CAM WARD'S UNORTHODOX RISE SHAPED HIM: 'I'M NOT WORRIED ABOUT NO SPOTLIGHT'

BY BEN ARTHUR
FOXSPORTS.COM
MARCH 1, 2025

INDIANAPOLIS — Cam Ward took questions about the myriad of teams he could land with at the top of the draft next month. On the Titans, who have the No. 1 pick, the Miami quarterback said he'd be "plug and play." With the Browns, who have the second selection, he thinks it would "work out [well]." He mentioned he'd be "lucky" to go to the Raiders and play for Pete Carroll, whom he views as a legendary coach. Ward also noted that it would be "elite" to land with the Jets, a team he views as just a couple pieces away from contention.

But when asked about the Giants, who Ward said he had a great meeting with at the NFL Combine, a reporter took it a step further: How would you handle the spotlight that comes with being in New York?

His response spoke to his unconventional journey to get to this point.

"I'm not worried about no spotlight," Ward said Friday. "There was one time in my life where I wasn't in the spotlight. It's crazy to see how everything can change."

Of the top quarterbacks in this year's draft class, Ward is the only one who was not ranked coming out of high school. At Columbia High in West Columbia, Texas, he played in a Wing-T offense, which limited his throwing opportunities. His only scholarship offer was from the University of the Incarnate Word, an FCS school in San Antonio.

He was named the Southland Conference offensive player of the year in his second and final season at UIW, where he was also a finalist for the Walter Payton Award, given to the most outstanding player in the FCS. Ward then posted 61 total touchdowns in two seasons at Washington State. This past year at Miami, he set single-season program records for passing yards (4,313) and touchdowns (39) en route to winning the 2024 Davey O'Brien Award, given annually to the best quarterback in college football.

Ward broke the Division I record — FBS and FCS — with 158 career touchdown passes. His 18,819 career passing yards rank third in NCAA history.

"Coming from my journey, not a lot of people can do that," Ward said, "so I just think it shows the work that I'm willing to put in whether I go first round or second round. At the end of the day, that draft pick don't mean nothing. It's all about establishing yourself once you get the opportunity.

"I just think me getting to experience different culture changes, different atmospheres, traveling across the country, it's going to end up helping me in the long run," he added. "At the end of the day, you never know where football will take you."

Ward pointed to his private quarterback coach, Darrell Colbert Jr., as being instrumental in his development over the past several years, helping to fine-tune his process in the pocket. Also working with fellow top quarterback prospect Shedeur Sanders, Colbert began training Ward after his freshman season at Incarnate Word.

The quarterback's knack for throwing from various arm slots jumped out from the beginning.

"He's different. He's not the normal guy," Colbert told FOX Sports last month. "I was like, 'S---, that's what makes him him. That's who he is.' So I'm like, 'Hell nah, I'm not changing [anything]. … We're going to perfect how you throw. We're going to perfect the ways you do everything with all the different arm angles.'

"That's what kind of helped our relationship grow as well," he continued, "me not trying to be a guy who completely changes who he is. We were able to build off that."

Ward has progressed to the point where many in league circles believe he's the top passer in this year's draft.

"At the end of the day, the camera is going to find you if you're the franchise quarterback somewhere," Ward said. "So I just put my head down and I work every day. In the long run, it's going to pay off."

The spotlight is just now catching up.

# # #

***ONE OF A KIND**

BY CHRISTY CABRERA CHIRINOS
MIAMIHURRICANES.COM
NOVEMBER 15, 2024

That sense of determination, that drive, it's seemingly always been there.

Calvin Ward still remembers the conversation he had with his youngest son, Cameron, when the then-second grader wanted to add football to his ever-growing list of activities.

At the time, the Wards were a basketball family, fully immersed in AAU hoops, with mom, Patrice, even coaching the sport herself. So, Calvin did his best to try and encourage his son to focus on the hardwood, and not the gridiron.

It didn't take long for him to realize his son wasn't about to give up on his football dreams.

"I was like, 'Well, why don't you wait a year?' and I was just trying to push it off, thinking maybe he'll forget about football and just stay focused on basketball," Calvin Ward recalled. "But then he came to me the next year, when he was in third grade, with this form and said, 'I need you to fill this out.' When I asked what it was, he said 'It's for me to play youth football … remember you told me I had to wait until next year? Well, it's next year.'"

Calvin Ward filled out the form and took his young son to his first football practice.

Not long after, those first practices were followed by extra workouts and training sessions as Cam Ward discovered he had not just a knack for the game, but a love for it, too.

It wasn't uncommon for him to drag his father out of bed on Saturday mornings, after playing the night before, to go get some throwing sessions in. And Sundays were all about faith, family and football, with father and son often working together – again – after church.

Today, Cam Ward is a record-breaking quarterback who has emerged as a Heisman Trophy candidate while leading the Miami Hurricanes through a memorable, magical season that he and his teammates hope isn't anywhere close to being finished any time soon.

And for much of his football journey, determination and grit have been the story.

As a high schooler at Columbia High School in West Columbia, Texas, Ward played in a Wing-T offense that, sure, helped the Roughnecks win games, but sure didn't showcase Ward's skills as a quarterback who could sling the ball in a way many of his peers couldn't.

"A lot of small-town Texas teams, they live and die by it," Ward shrugged. "But we were 9-2 my senior year, so if you're a head coach, you're thinking 'If it ain't broke, don't fix it.'"

Colleges didn't pay attention. Recruiting services didn't think much of Ward either, saddling him with the dreaded "zero star" ranking and putting him in a largely ignored category for prospects who have little to no chance of making an impact at the college level, let alone the NFL.

Ward, though, was determined to make someone, some coach, some program, take note, even as the proverbial chip on his shoulder grew larger and larger.

"It was hard, especially me being 16, 17 and seeing some of my peers who I would play against in 7-on-7 [tournaments], go to camps with and compete against knowing I was better than them," Ward said. "And it was visual, you could see how I was throwing the ball versus them. But at the end of the day, that just wasn't what God had planned for me."

Through the disappointment, Ward continued pushing forward. He continued playing both football and basketball at Columbia High School, even becoming the school's all-time basketball scoring leader.

But he was determined to make a future for himself in football, so the training sessions and the workouts and the extra practices continued.

Finally, in January 2020 – just months before he was set to graduate – an opportunity surfaced.

Incarnate Word, an FCS program located in San Antonio, scheduled an in-home visit with Ward and his family and invited the quarterback to come to campus himself.

Ward did exactly that and that same week, committed to the program.

He was still miffed it had taken so long for even the coaches at Incarnate Word to give him a chance, especially given that he'd been at one of their camps months earlier.

But with a scholarship offer now in hand, Ward set out to prove the doubters wrong.

Still, there was a problem. After years of playing in the run-heavy Wing-T, Ward had to learn how to be a college quarterback.

That proved a challenge he hadn't quite expected.

"When I got there, it was just a different world for me in regard to football and learning the game," Ward said. "I didn't know anything, really, about football. I didn't know how to go through progressions or the right pocket movements, those attributes you have to have as a quarterback. It was a learning curve for me, but the coaching staff that I had there really helped me. The quarterback who was above me at the time helped me. I went in as a third stringer, but I actually got more reps than the ones and twos, so I think that kind of helped me, eventually, get to the starter

position. I just tried to play the hand that I was dealt."

He played that hand masterfully.

Ward spent as much time as possible studying film, learning from coaches and teammates and as a freshman, became Incarnate Word's starter during a season that was pushed from the fall to the spring because of the COVID-19 pandemic.

He played in six games of that modified season, completed 60 percent of his passes and threw for 2,260 yards and 24 touchdowns, setting a new school record for scoring passes in a single season in the process.

Ward was later named the Southland Conference Spring Freshman of the Year and recognized as the 2021 recipient of the Jerry Rice Award, which is presented annually to the top FCS freshman.

While some of the throws he made raised eyebrows, his quick rise to starter, and eventual award winner, came as no surprise to those who knew him best.

"He's a student of the game," said his mother, Patrice Ward. "If they had football degrees, believe me, Cameron would be at the top of his class. He's always studying. He wants to be good. But he knows that to be good, you have to know what you're doing. So, he studies. He's off the charts. He's always been determined."

Ward's success continued that fall when, as a sophomore, he completed 65 percent of his passes and threw for 4,648 yards and 47 touchdowns. He led the Cardinals to the Southland Conference Championship and was named the Southland Conference Offensive Player of the Year.

Outside of Texas, people were starting to notice the quarterback who, for so long, had been unnoticed.

Then came another opportunity.

Eric Morris – the head coach who'd given Ward his chance at Incarnate Word and who, during his time at Texas Tech mentored Kansas City Chiefs quarterback Patrick Mahomes – left San Antonio to join the staff at Washington State as offensive coordinator and quarterbacks coach.

And he wanted Ward with him in Pullman.

Ward, for his part, felt ready to play on a bigger stage, even if that stage came was far from home.

"I was ready to play big-time football. It was something I wanted to do out of high school. I couldn't do it right away, but I finally got my shot," Ward said. "I just felt like I was leaving UIW at the right time. I'd won games there. I was the Jerry Rice Award winner. I was just ready for that next step. I really don't think I had anything left to prove at the FCS level. …

"But Washington State, I remember when I first went there, me and my parents, it was December, I believe, and we were on this little airplane flying over mountains and hills. You don't see any roads, everything was just covered in snow, and I was like, 'Where am I?' … It was a culture change, for sure. But I knew what I was getting myself into. … I knew I was going to get a chance to play football and that's all I ever wanted. [Head] coach [Jake] Dicker and Coach Morris gave me an opportunity and I ran with it."

Cam Ward and Family (Photo Courtesy Patrice Ward)

That may be an understatement.

In his two years at Washington State, Ward started 25 games, completed 66 percent of his passes and totaled 6,963 passing yards and 48 touchdowns. He rushed for another 13 scores and established himself as one of the most electrifying players in college football with the ability to extend plays and elude defenders.

And Patrice and Calvin Ward were there for every step of their youngest son's journey, making the 2,220-mile trek from West Columbia to Pullman every time the Cougars played a game.

For them, there was no other option. They weren't about to miss watching Ward live his dream.

"I know the growth that he's made. I've seen the sacrifice that he's made. I saw the times when he was in high school, feeling like he wasn't getting the chance he wanted," Patrice Ward said. "There's the disappointment a mother can feel about that, but seeing him not giving up, you know, that makes me feel so proud."

As much as his game grew, though, Ward said being at Washington State taught him something else: how to lead a locker room.

It's a trait he's carried with him and one he believes has helped make him the quarterback he is today.

"I think those two years shaped me into learning more about my teammates and being more of a team player than just wanting to go out there and throw for a lot of touchdowns," Ward said. "I went through a lot of adversity out there, record-wise, and personal-wise. But I would say the best thing about being there is that it really allowed me to focus on football. It really made me love the game even more. It made me cherish every opportunity when I was there, because I was 3,000 miles away from Texas. The flights my parents had to go through to get there, they were going on 10-hour days every time they'd see me come play. So, I knew if they could do that for me, I can do the little things that's just doing my job and playing football."

After two seasons of learning and growing at Washington State, Ward had another decision to make.

Had he done enough there to put himself in position to make his lifelong dream of playing in the NFL a reality, or was there still more

for him to achieve in the world of college football?

There were heart-to-heart conversations with his parents, particularly with his father, the man who'd been one of his first coaches and who taught him to love the game.

And there were heart-to-heart conversations with himself.

Physically, Ward felt ready to take the next step. The skill set to succeed in the NFL, he believed, was there. The toughness, he believed, was there. The ability, he believed, was there.

So, he decided to enter the NFL Draft.

But hearts and minds change, and Ward's did.

The quarterback realized he hadn't accomplished all he wanted to do in college and an intriguing opportunity presented itself in Miami under head coach Mario Cristobal and offensive coordinator Shannon Dawson.

"I think that was the biggest thing that me and my dad talked about during that time. The NFL isn't going anywhere any time soon. You only get a certain [number] of opportunities to play in college," Ward said. "I bet some guys who went out early probably would've wished they stayed another year … So, I just based my decision on what I really wanted to do and that was help this team and help myself become a better person and then ultimately win, win a lot of football games at the Power [Four] level, which I haven't done in my past."

Ward arrived in Coral Gables in January and just as he did at Incarnate Word and Washington State, immediately got to work.

One of the first goals on his agenda? Getting to know his new coaches and teammates, particularly the receivers he'd be throwing to on a daily basis and the offensive linemen who'd be protecting him.

His efforts weren't limited to workouts and meetings in the Carol Soffer Indoor Practice Facility – though there were plenty of both.

Ward also invited his new teammates to his house to watch the Super Bowl. He treated Miami's offensive linemen to dinner on multiple occasions. He went fishing with several Hurricanes.

"He's earned the trust of the people around him because of his time invested and the fact that he's an alpha..."

Hurricanes head coach Mario Cristobal

And once spring practice began, he made a quick impression and showed, yet again, why underestimating him was a mistake.

"The first day, I wanted to test him out. He was throwing the ball on the field, and I was by the exit, and I told him to throw me the ball. I was like 60 yards away and he threw it on the dot," defensive lineman Rueben Bain Jr. laughed during the spring. "That's the thing that stuck out to me. … There have been a couple of times where I've tried to make an inside move and he's made me regret it. He's real swift on his feet."

Added Cristobal, "He earned trust, and he earned trust by the fact that he's up there in the office every waking free moment that he has. He gets there early, and he leaves late. He pulls aside the receivers and the tight ends, and he watches film with them, and he takes the linemen out to eat. He spends time with the running backs, and then he waits after practice and does some more stuff with other guys that maybe were off a little bit. …

"Trust and confidence [are] earned. It's not just given away. What he has done, he has earned. He's earned the trust of the people around him because of his time invested and the fact that he's an alpha and your quarterback needs to be an alpha."

Seven months later, Ward remains every bit the leader and playmaker he showed himself to be during spring drills on Greentree.

He's emerged as a national leader in both passing yards and touchdowns, throwing for 3,494 yards and 32 touchdowns in Miami's first 10 games.

He has rewritten the school's single-season record book, becoming the first Hurricane to ever put together seven consecutive 300-yard performances.

With Ward under center, Miami opened the 2024 season with nine straight wins, including an epic, 25-point comeback victory against California in Berkeley in October.

On that memorable night, Ward scored on a 24-yard scramble, completed 35 of 53 passes and threw for 437 yards and two touchdowns.

One of those touchdowns was a 5-yard scoring pass to Elijah Arroyo with 26 seconds left that helped Miami clinch an improbable 39-38 win.

"Week in and week out, when [No.] 1 has the ball in his hands, you know the game's never over," wide receiver Xavier Restrepo said that night.

And from the stands at California Memorial Stadium, all Patrice and Calvin Ward could do was smile knowingly.

The rest of America may have been surprised to see their son's cool demeanor when faced with a near-impossible, second-half deficit, but for the two of them it was typical Cameron.

Their son has never given up on himself, never given up on a play, and never given up on a game.

He wasn't about to start then.

"Ever since he's been playing especially football and basketball, we've always taught him the mindset that you play until the clock

goes to zero," Calvin Ward said. "And when the clock goes to zero, if you want to feel sorry for yourself, you feel sorry for yourself. But the game isn't over until the clock says zero. So, he's always had that as his mindset. And at the quarterback position, I always taught him that regardless of what the score is, unless someone is looking at the scoreboard, they should never be able to know what the score is by looking at you. In other words, don't get too high, don't get too low, just keep battling until the clock goes to zero. And he's done that, ever since he was a little kid."

Said Patrice Ward, "We're proud of him because he's confident in himself. … If you're not confident in yourself and you don't believe in yourself, who's going to believe in you? We're proud of him because we've instilled that in him. … Some kids could just hang it up and say, 'Hey, things didn't go my way.' But Cameron, he's a fighter. He's going to fight until the end like Calvin said, until the clock is at zero."

Zero. It marks the end of a game, like the one Ward helped the Hurricanes win in California. Or the comeback game he helped Miami win this season against Virginia Tech. And again, against Duke.

It's also a number that will always hold significance.

Zero stars. A reminder that before he earned that one invaluable scholarship offer, before he won national awards, and before he found himself at the center of the Heisman Trophy conversation during his final year of college football, not many coaches paid him much attention.

Despite the success that's come in recent years, Ward has never forgotten that disappointment.

It continues to drive him to this day – and may drive him for years to come.

"It's really on my mind a lot. I really don't think I'll ever be able to leave it just because it's permanent," Ward said. "It makes me have a lot of hate in my heart, makes me hate a lot of things. I don't know if that's good for me, but I just try to pray about it. I'm not free yet. Maybe later in life I will be."

As to how he'd like to see the next few weeks play out, Ward says he's not finished making headlines.

There are still things he wants for himself and goals he's set.

But more importantly, there are things he wants for the Miami Hurricanes.

"Hopefully, [there's] a couple trophies. A couple individual trophies … a lot of team trophies and most importantly, helping every guy on this team have those memories. Cherish them forever. Even Coach Cristobal tells us a lot of people on this team won't be on a team like this [again]. The talent like this, the camaraderie that we have, you don't get this chance every season. So, we're all just trying to take advantage of the moment and hopefully, it ends with us holding up that trophy at the end of the year."

# # #

TITANS LB JAMES WILLIAMS "STARVING" FOR MORE AS HE HEADS INTO YEAR 2, NOW WITH SR. ON THE BACK OF HIS JERSEY

BY JIM WYATT
TENNESSEETITANS.COM
JUNE 23, 2025

NASHVILLE – James Williams was at Cam Ward's Pro Day in Miami.

The Titans linebacker, who also played at the U, was there supporting the quarterback the Titans would ultimately pick first overall in April's NFL Draft.

"But the first time I met Cam was here with the Titans," Williams said. "It was great to see us pick him. I could have played with him last year (at Miami but turned pro). And now, going into his rookie year, I am his teammate, and have a chance to play with him. It's a blessing. God put us together, and God is going to let us shine together."

Williams, headed into his second NFL season, has a chance to earn a bigger role at inside linebacker in 2025 after playing primarily on special teams for the Titans in his first year.

He's competing with Cedric Gray, Otis Reese II and several others to earn a starting spot alongside veteran Cody Barton in Tennessee defense.

Williams, by the way, is known as James Williams Sr. now, after becoming a dad to a baby boy at the start of his rookie year. His son will turn one at the end of next month.

"(He) gives me something to play for, the name on my back, and the name on my front," Williams said of his son. "The Sr. stands out, and it makes me want to go harder to take care of him and make sure he is good in life."

Williams has worked hard to make sure he's in a position to compete when camp begins.

After making the transition from a college safety to an NFL linebacker, Williams is more comfortable now, and he feels like he's learned a lot. He's in better shape physically, and hungry. He said he cut weight and added more muscle, which makes him feel "more stout, stronger, and faster."

He believes his flexibility, and mobility, have improved as well.

Williams said he learned a lot about being patient last year as a rookie, when he played in 13 games, with one start, and tallied 19 tackles on defense, in addition to seven more on special teams.

Wiliams said coaches have told him "a lot of things are coming for me," as it relates to having a chance to move around, and be more effective in the defense.

"When your time comes, it should allow you to be who you want to be when your time gets here," Williams said. "Going into my second year I feel like I am stronger, faster, smarter, and I feel like the game has slowed down for me. I am understanding things at a new position, and I'm ready to compete.

"I feel like I came in here last year and did the little things, and showed them I am capable of being a pro. I am willing to change my position, and understand the things that come with being a pro. Now, I am ready to continue to put work in to be who I want to be. I want to get the job done."

Asked about his hunger level to be good, Williams replied:

"I'm starving. I'm starving right now," he said. "I've got to go eat."

# # #

JAMES WILLIAMS WATCHED EVERY NFL DRAFT PICK BEFORE TEARS STARTED WHEN TENNESSEE TITANS CALLED AT NO. 242

BY GEORGE ROBINSON
NASHVILLE TENNESSEAN
APRIL 27, 2024

James Williams never turned away from the television.

Miami's 6-foot-4, 228-pound football star sat through three days of the 2024 NFL Draft waiting with friends and family who didn't say much as names flew off draft boards and landed with the league's 32 teams. And Williams waited patiently.

When the Tennessee Titans called toward the end of the draft, Williams was so emotional, he broke down, realizing his dream wouldn't have to be delayed as the Titans made him the 22nd pick of the seventh round (242nd overall) on Saturday.

"It was very emotional for me," Williams said. "Waiting to see my name called, to be the first one of my family to hear my name called. It was a blessing and I thank God for that, most importantly. It was a amazing phone call and it broke me down."

A hard hitter from Fort Lauderdale, Florida, Williams started 12 games last fall as a safety with the Hurricanes and had a career-high 73 tackles. He had four interceptions and 13 pass break-ups in his career. But he'll make the switch to linebacker with the Titans.

"It's a great adjustment, I just have to do some learning but I'm ready for it and embrace it," Williams said.

Despite being chosen 15 spots from the final selection of the draft, Williams wasn't fazed. He talked about his eagerness to arrive in Nashville, a city he's never been to and knows very little about but is also anxious to start the process of transitioning to linebacker.

"It's a whole new position for me," he said. "I've got to learn a whole new thing from square one so I'm embracing it, I'm open, I'm willing to do it. I'm dying to do it. I can't wait to get up there."

Williams had more than 30 offers that included Tennessee, Alabama, LSU, Georgia, Michigan, Vanderbilt and Ohio State. He was a five-star prospect by 247Sports, ranked as the No. 1 safety and No. 13 overall prospect in the 2021 class.

The Hurricanes put him at safety but quickly found out he could shift down into the box as an extra linebacker. The Titans' made Williams the fourth of five defensive players chosen in this draft, including Texas defensive tackle T'Vondre Sweat (second round), North Carolina's Cedric Gray (fourth), Louisville's Jarvis Brownlee (fifth) and Michigan's Jaylen Harrell (seventh).

Williams said Gray was one of the Titans' best picks and Williams is already familiar with Brownlee, a Miami native.

"He's somebody I always competed with and helped me be the best version of James, so I appreciate him for that," Williams said about Brownlee. "And getting to be on the same team (with him) is amazing."

"Tennessee is on to something," Williams added. "They really want something, and they got something. For sure."

# # #

TITANS DEFENSE TRANSFORMED INSIDE THE MIND OF 'CUT MAN' DENNARD WILSON

BY PAUL KUHARSKY
PAULKUHARSKY.COM
AUGUST 18, 2024

NASHVILLE, Tenn. – As the older brother by about two years, Rashad Wilson always got the front seat in the blue Jeep Grand Cherokee when he and Dennard rode with their dad, Tyrone.

With one exception.

When the three Wilson men drove home from Dennard's DeMatha High School football games, Dennard got shotgun.

Dad had wisdom to impart.

The Titans' first-year defensive coordinator was a strong two-way player at DeMatha, a place where he returned to coach between his two tries at playing in the NFL and discovered what he would do for a living.

Many who have worked with him in the past, or are with him now, identify Wilson as a spectacular motivator and teacher of aggressive football with a high-energy way of identifying with his players and instilling accountability.

A good share of the team's hopes rest on his ability to turn around a unit infused with new players, many with question marks regarding age and injury history, into an effective group that can move the Titans well up from 28th in expected yards per play.

"My dad never allowed me to say the word 'can't,'" Wilson said. "I would get in trouble for saying 'can't.' He would say, 'You can do anything you set your mind and you work at, so you can't say the word can't when you're talking about yourself.' He was a former football coach, a former player. He used to show me tough love. He always wanted me to do the little things correct, never skip steps. You've got to go from A to B. If you get it, now you can move to C.

So Wilson grew up staying on the course, determined to conquer the small stuff and win dad's approval following his methods and then those of DeMatha coach Bill McGregor, who still runs the program.

Tyrone Wilson would watch practice and games from afar, never interfering with McGregor, but always with an eye on those details.

The rides home after the games ranging from 15 to 35 minutes became some of the biggest schoolings of the week. Sometimes agonizing ones.

"This was the only time I could sit in the front seat," Dennard Wilson said. "From wherever we played until we got home, he was teaching me a lesson. 'You scored three touchdowns, but you didn't run to the ball on these couple plays.' 'You gave up a play because you weren't looking at the right things.'

"It was always the little things that he just harped on, over and over and over again. To the point where I couldn't stand the rides home. But once we got to the house, it was done. He was always teaching me something and creating this drive to do the little things right. He created this thing where if I attack it the right way, I can accomplish it."

Now when he's got something he needs to sort out he leans on his dad along with his wife, his brother and an older cousin -- Damon Wilson, head coach at Morgan State – sounding boards with different perspectives.

***

Wilson played four years at Maryland, appearing in 40 games, starting 32 and earning honorable mention All-ACC as a senior.

The Terrapins won the conference in 2001 and lost the Orange Bowl to Florida. Coach Ralph Friedgen then interviewed for the head job with the Tampa Bay Buccaneers, and his college roster was very upset.

The players were doing winter workouts in the gym in February and Friedgen's future was all the talk.

Guys came into my suite and they said, 'Do you see this about Ralph leaving?' Because it's 'All about Maryland,'" Wilson recalled. "We just had success and Maryland was a place that wasn't winning."

Wilson hatched a plan: The players would show up for their 5 am workout, but once they got to the gym, no one would change into their workout clothes. When Friedgen came in, Wilson would confront him.

"Ralph came in there with his cup of coffee and a couple other coaches and I told the boys, 'Let's go,'" Wilson said. "Some of them probably didn't believe I was going to do it. Then they were nervous. I walked up to him and I asked him, I said 'Ralph man, you talk about Maryland being all in, us building something, but we saw you interview. I got one question: Are you in or are you out?'

"He looked at me with this look and said 'I'm in.'"

It came naturally and easily to Wilson. He and his teammates were sold that Maryland was a special place. Was it special to the guy who did the selling?

In an AP report, Friedgen said it was something he had to look into from a monetary standpoint.

"We have a long way to go here," he said of Maryland. "I know what I have here. Sometimes you don't know what you'll have in other places."

The Bucs wound up trading for Jon Gruden.

Wilson thought he'd be a late-round draft pick, but never heard his name called.

Every undrafted player comes into the league via a patron, a scout or coach who saw something.

Wilson's was Steve Jackson, the defensive back who was a third-round draft pick by Houston out of Purdue in 1991 and played for the franchise through the Super Bowl season as the Titans in 1999. Jackson is now in his second stint as a Titans' coach, overseeing the safeties. He coached in Washington from 2004-11.

"We drafted Sean Taylor, same year, and then Dennard was an undrafted free agent," Jackson said. "Once they got out on the field, you couldn't tell which one was which. You would have thought that it was Dennard who was the fifth pick in the draft versus Sean.

"He took control out there, he got everybody lined up. The same piss and vinegar you see in him now was the same way he was back then as a little chubby undrafted free agent. He ended up getting hurt, but he never missed a day, he wanted to learn. When someone puts that much in, they do it for a reason, because there is something in them, a burning desire to be great. It's just who he is and he hasn't changed."

A few weeks into camp right before Washington's first preseason game against Baltimore, Taylor hit a receiver in practice and Wilson went up for an interception of the tipped ball. He came down and his foot got stuck on the turf. His body went the other way, breaking his fibula.

He caught the ball – Jason Campbell threw it, he thinks -- but he couldn't walk. A pin was inserted in his left leg that had to be taken out later, during seven months of rehabilitation.

"He was really doing a great job competing for a great spot," said Gregg Williams, who was Washington's defensive coordinator and assistant head coach when Wilson arrived.

In 2005, Wilson was out of the league, taking his first turn at DeMatha where he coached DBs including Rodney McLoud, who is about to play his 13th NFL season and Kenny Tate, who played at Maryland.

"That's when I really fell in love with coaching," he said. "…That's where the passion for coaching really came."

The kids responded to him.

"Whatever he said was gospel," said McGregor, the DeMatha coach.

A year later Wilson took one more crack at the NFL, back with Washington, but he tore the MCL in his right knee.

He returned to DeMatha for three seasons, was a grad assistant at Maryland, scouted for the Bears for two seasons and then started his NFL coaching path: Five years with the Rams that came with a reunion with Williams, four years with the Jets that started with another big mentor in Todd Bowles, two with the Eagles, one with the Ravens.

Bowles remembers his interview with Wilson in 2017, after Jeff Fisher's Rams' staff was blown up.

"My first impression was how he knew more than just the secondary upon the first meeting and how detailed he was in all of his position work, not just the secondary," the Buccaneers coach said. "He knew where everybody was supposed to be. I knew he was going to be more than a DB coach.

"It's very uncommon. You get a lot of people who are very good at their position and that's that. But then you get a few guys who can see the entire defense and understand what the offense is trying to do to them and can explain it, and can teach it and can coach it. And he can do all of that."

***

Titans players quickly took to the new vibe Wilson brought from Baltimore, where he was defensive backs coach in 2023.

Wilson coached Jamal Adams for the defensive back's first three seasons in the league, which culminated with two Pro Bowls and a First-Team All-Pro appearance.

"He's a unique guy in the way he attacks – and when I say attacks, not in a vicious way – but attacks players to bring out the best in them," Adams said. "He definitely challenges each and every player, he doesn't sugar coat anything, he keeps everything straightforward. He's all about accountability. What makes him very, very special is how smart he is and how much game he gives to a player, younger players, how he develops them through years of being with them.

"You have to be around him to really understand where he's coming from. I feel like if you don't have a tough coach, how are you going to get better? And obviously all the great players want to be coached hard. He's one of those guys that's going to bring it out in you."

Callahan said it's "cool" to watch Wilson work. Because Callahan is a play-calling head coach his defensive coordinator has an extra degree of power. It's the most-coveted sort of coordinator job, basically a "head coach, defense" role.

"He's a great presenter in the meeting room, his energy, his entertainment value I think is exceptional," Callahan said.

Wilson said he likes to build a meeting to the point where he gets guys on the edge of their seats.

He's also helped reshape a roster that's often been thin in the defensive backfield to one that's strong on the back end and has a blitzing mentality formed under Williams and Bowles.

"All players at this high, high level want to be the toughest, most physical, most aggressive that they can be," Williams said. "When

you're the same as a coach, it's an easy buy in both ways. Then on top of that, being that way can hide some deficiencies too."

Coaches talking about players feeling ownership can feel like lip service.

It's still early to tell about some of the Titans' early judgments. The two-year $15.5 million contract with $5 million guaranteed for Kenneth Murray was hardly an outrageous deal. The big role as the team's primary inside linebacker was a surprise, however. With the Chargers, Murray didn't appear to be an instinctive player.

But the Titans are asking him to think less, just believe what he sees and go play, and so far it seems to be a philosophy that is freeing him.

"Coach Dennard is a tremendous leader of men, he empowers players," Murray said. "He's definitely done that with me and I'm extremely grateful for that. It means a lot to me and I'm trying to go out there and be the best version of myself for him."

Wilson is hard and demanding on his players, just as his dad was on him. He looks to stress players in practice, then be calm during games, allowing them to play and be free.

"I look at myself as their cut man in the ring," he said.

He's the driver now, his players riding shotgun, getting the wisdom. It may be hard to hear at the time. But it's well-intentioned and the payoff should be worth it.

"When you look back at it, you still remember it," Wilson said. "I think I made my dad the happiest when I went to Maryland. My dad was at every practice. He was nowhere near the field. Even at the game, he'd go sit up the hill by himself. He's not going to interrupt the coaches; he allowed the coaches to coach. He was all about the hustle, the effort stuff.

"When I was at Maryland, I remember having a conversation with my dad. I told him, 'You don't have to come up here no more, I got it.' It was like, 'I know what you were doing, I got the message, I can go up here and I can handle it on my own. I think that made him extremely happy because he knew I learned from what he was doing."

# # #

NEW TITANS DC DENNARD WILSON AIMS TO COACH WITH "ENTHUSIASM UNKNOWN TO MANKIND"

BY JIM WYATT
TENNESSEETITANS.COM
APRIL 11, 2024

NASHVILLE – Since Dennard Wilson was hired as defensive coordinator of the Titans, the team has made some key additions to bolster the defense.

Former Bengals cornerback Chidobe Awuzie was acquired in free agency, and then the team traded for former Chiefs cornerback L'Jarius Sneed.

Linebacker Kenneth Murray Jr. (Chargers) and defensive lineman Sebastian Joseph-Day (49ers) are intriguing new pieces, and the coaching staff will work to get the most out of them following the departure of starters Azeez Al-Shaair and Denico Autry.

At the same time, teams across the division have gotten better. The Texans, the defending AFC South champs, for instance, recently acquired former All-Pro wide receiver Stefon Diggs. He'll join what was already a formidable offensive unit.

Wilson, hired by head coach Brian Callahan back in February, said he's focused on the Titans.

"Really, I don't focus on what other teams have," Wilson said. "To me, they're nameless faces. We are going to play a certain style. We are going to play with confidence. So, it doesn't matter who they have on (the other) team. It's 11 versus 11, and in terms of the defense, it's 11 versus 1 – it's 11 versus the ball.

"So, you can get a whole lot of receivers, a whole lot of weapons. But there's only one ball. And it's our job to surround the football and take it away."

Wilson, who has 12 years of NFL coaching experience, arrived in Tennessee with an impressive resume.

He spent one season (2023) in Baltimore as Defensive Backs coach, and prior to joining the Ravens, Wilson spent two seasons with the Eagles, first as Defensive Backs coach (2021) and then as Defensive Passing Game Coordinator/DB's (2022). Before that, Wilson spent four seasons (2017-20) with the Jets as Defensive Backs coach (2017-18) and Passing Game Coordinator/DBs (2019-20).

Wilson entered the NFL as a coach in 2012 with the St. Louis Rams as a Defensive Quality Control coach. In 2015 he was elevated to Defensive Backs coach. Prior to joining the NFL coaching ranks, he spent four years (2008-11) as a pro scout for the Bears.

On Wednesday, during the first week of the team's offseason program, Wilson smiled big when discussing some of the team's new players, and the returning ones.

He knows the defense is a work in progress, on paper, and ultimately, on the field. New players will be added via the draft, and free agency.

Earlier this week, the first slide he showed his new players on power point read: Opportunity is now here.

Wilson said he plans to "coach the hell out of is players."

He's loves the early interaction as the process begins.

"It's been outstanding. It's been great," Wilson said. "The first couple of things, this week, it's about a building block, it's about creating a foundation, it's about establishing culture. It's about setting a precedent about where we are going, what we need to get there, and how we are going to get there. And have been extremely receptive. As a coaching staff, myself included, we come out here and try to have enthusiasm unknown to mankind, to get these guys to come back and want to be coached, and want to be around us. So it has been very receptive. Guys are buying in, guys are learning every day, and we're just stacking bricks and stacking bricks until we build a wall that is strong."

# # #

TITANS DC DENNARD WILSON TO TAKE PART IN THE NFL'S COACH ACCELERATOR PROGRAM AT THE LEAGUE MEETINGS NEXT WEEK IN NASHVILLE

BY JIM WYATT
TENNESSEETITANS.COM
MAY 16, 2024

NASHVILLE – First-year Titans defensive coordinator Dennard Wilson will be among the coaches taking part in the 2024 Coach Accelerator Program at the NFL meetings next week in Music City.

The Springs Meetings are scheduled for May 20-22 in Nashville.

The Accelerator program is part of the league's efforts to strengthen the pipeline of diverse coaching candidates. It serves as a platform for clubs and owners to engage with qualified coaching candidates from diverse backgrounds.

Candidates can build relationships with club owners and executives and further develop and hone their leadership skills. To date, the program has successfully contributed to an increase in diverse candidates being interviewed for open positions, and many past participants have been promoted and hired into more senior coaching positions.

While with the San Francisco 49ers, Ran Carthon took part in the NFL's Front Office Accelerator Program prior to be hired as General Manager by the Titans.

"Developing diverse coaching talent through the Accelerator program is a key priority," said NFL Commissioner Roger Goodell. "In its fifth iteration, this program continues to be an effective avenue for club owners and executives to be exposed to the skillset and unique backgrounds of highly qualified coaching candidates, and for the program's participants to network with one another and engage in professional development sessions."

Wilson, who joined the Titans earlier this this offseason, has 12 years of NFL coaching experience, including nine seasons coaching defensive backs.

Wilson spent one season (2023) with the Baltimore Ravens as Defensive Backs coach. Prior to joining the Ravens, Wilson spent two seasons with the Philadelphia Eagles, first as Defensive Backs coach (2021) and then as Defensive Passing Game Coordinator/DB's (2022).

Wilson spent four seasons (2017-20) with the New York Jets as Defensive Backs coach (2017-18) and Passing Game Coordinator/DB's (2019-20). Wilson entered the NFL as a coach in 2012 with the St. Louis Rams as a Defensive Quality Control coach. In 2015 he was elevated to Defensive Backs coach. Prior to joining the NFL coaching ranks, he spent four years (2008-11) as a pro scout for the Chicago Bears. He originally entered coaching as a Defensive Backs coach for his high school alma mater, DeMatha Catholic (MD) from 2004-06. He also spent two seasons (2007-09) at the University of Maryland as a graduate assistant.

In addition to networking and personal development programming, the league will provide coaches with insight to future initiatives, both on and off the field, to contextualize how the game will continue to develop and where the NFL is evolving.

"Since its inception, the Coaching Accelerator has prepared candidates to succeed in various coaching roles while cultivating relationships with executives and key decision makers," said Mark Wilf, Minnesota Vikings owner and president. "The program proves to be mutually beneficial for participants and clubs as it breaks down barriers to access and educational tools vital for success. I am proud of the progress already made and look forward to seeing the continuous growth of the Accelerator."

# # #

ONCE FEARFUL TO TACKLE, KJ WINSTON IS NOW A BEDROCK OF THE PENN STATE DEFENSE

BY RICH SCARCELLA
READING EAGLE
AUGUST 25, 2024

Kevin Winston Jr. was 7 years old and in his first season of playing tackle football with one slight problem – he was afraid to tackle.

KJ would let ball carriers run past him and then jump on their backs to try to bring them down. One year later, his father and coach offered him stern advice.

Kevin Sr. told his son to run through somebody and tackle him as hard as he could. His son finally did.

“He said, ‘Dad, it didn’t hurt,’ ” his father recalled. “From that point, he was knocking people’s helmets off and doing very well.”

KJ Winston has gone on to become one of the surest tacklers in the country and one of the bedrocks of the vaunted Penn State defense.

At 6-2 and 205 pounds, Winston is the only Nittany Lion ranked among the top 50 players in the country by Pro Football Focus, He’s been projected as a first- or second-round draft pick next year.

Penn State safety KJ Winston: "That's just something I've been good at since I was a little kid playing for my father." (AP Photo/Carlos Osorio)

Penn State safety KJ Winston: “That’s just something I’ve been good at since I was a little kid playing for my father.” (AP Photo/Carlos Osorio)

The guy who was fearful as a child is a fierce tackler who led Penn State in that category last year. He’s especially effective against the run.

“That’s just something I’ve been good at since I was a little kid playing for my father,” Winston said. “He told me, ‘Hit ’em in the mouth and they won’t come back.’ Stuff like that.

“He’s always talked about physicality. Having that at a young age, then through high school and now in college, it’s just how I play football.”

Winston is one of six starters returning from a defense that allowed the fewest rushing yards in the country and the second-fewest total yards. He accounted for 61 tackles, three takeaways and five pass breakups.

Defensive coordinator Tom Allen was on the opposing sideline last year as the Indiana head coach when the Lions rallied to beat the Hoosiers 33-24 and held them to 80 rushing yards on 34 attempts.

“The thing that stuck out to me was his size and his speed, which creates range,” Allen said. “He’s one of those guys who I thought was a really good player on film. Then you watch him warm up and you’re like, ‘Dang, he’s a good looking dude.’

“He’s big. He’s well-proportioned. He’s twitchy for his length. He can flat out burst and close.”

His father describes Winston as “cut from a different cloth.” He knew he wanted to attend DeMatha Catholic High School in Hyattsville, Md., when he was in fifth grade. He knew he wanted to go to Penn State when he was in seventh or eighth grade after playing in an all-star game there.

Rated a consensus four-star prospect, he played in 12 games as a freshman in 2022 before he became a starter last season. He made seven tackles against Ohio State and 12 against Michigan and received All-Big Ten honorable mention.

Winston begins this season as a team captain and a candidate for the All-Big Ten first team and All-American teams.

“He’s a man, he really is,” Penn State coach James Franklin said. “He’s so mature. He really knows how to practice, how to prepare. He’s totally locked in. He’s totally focused. Football is really important to him.

“I don’t have enough adjectives for him. You look at him physically, he’s beautiful. He has a great relationship with the coaches. He’s kind of an extension to the coaching staff. I could go on and on and on.”

Winston will be on the field often with his two buddies, Jaylen Reed and Zakee Wheatley. Winston and Wheatley likely will be at safety and Reed at the Lion, a hybrid position combining linebacker and defensive back.

“We’re all just natural, smart athletes,” Winston said. “We work off each other in a great way. I’d say our relationships off the field allow us to go out there and be that way.

“We’re so connected that when we go out on the field we’re talking to each other like we’re sitting at dinner communicating plays to each other. It doesn’t feel awkward.”

Winston has emerged as one of the most vocal leaders on the defense, if not the team. He holds his teammates to the same high standard he holds himself.

“He might be the most impressive guy that I’ve seen,” Allen said, “in terms of understanding, taking care of his body, how he approaches every walk-through, how he approaches every jog-through, how he practices every single day.

“He’s a pro. He’s a pro who’s on a mission. He’s a hungry guy. He’s extremely hard on himself. He’s extremely hard on his teammates, which is a great thing.”

According to Pro Football Focus, Winston missed just 2% of his possible tackles, which was second among all safeties last season. He finished as the only safety to earn 85-plus grades as a run defender and in pass coverage. Yet he’s not satisfied.

“There’s so much to improve in my game,” he said. “I really want to be way better in man coverage. I wasn’t bad, but I want to be even better. I want to be able to play dudes like I’m a corner.

“Then I’d just say getting some turnovers out there. Making plays on the ball. That starts in practice.”

Kevin Winston Sr. was an All-American defensive end at James Madison. He underwent back surgery before his senior year, which kept him from playing in the NFL. He’s hoping his only son can play at a level he didn’t.

“It’s amazing,” the elder Winston said. “There’s still a season that has to be played at a high level. If you are that first- or second-round draft pick, the expectations don’t get lower. The competition doesn’t get easier.

“I just know how much he sacrificed and how much he loves the game, how much he studies the game. He’s a way better person than a football player. That’s all I can ask for.”

# # #

PENN STATE'S KEVIN WINSTON JR. 'BLESSED' BY LIFE-ALTERING INJURY, MENTALLY READY FOR NFL SUCCESS

BY SETH ENGLE
STATECOLLEGE.COM
FEBRUARY 28, 2025

INDIANAPOLIS — Kevin Winston Jr. was on a path toward superstardom. He was a preseason All-American safety, a projected first-round NFL Draft pick and a Penn State team captain. Winston was named the Big Ten's Defensive Player of the Week in the Nittany Lions' first game of 2024. And then, suddenly, the path ventured sideways into a world of introspection and recovery.

Winston thought it was just a "tweak," something he could play through against Bowling Green on Sept. 7. But a few plays into that game, he sidelined himself. After further testing, it was revealed that Winston had partially torn his ACL. A month later, he had surgery. Winston's junior year, which began with overwhelming anticipation, was over just after it began.

It's been six months since Winston embarked on the most difficult journey of his career. It was understandably challenging at first, purely in accepting the reality of his situation. But Winston quickly pivoted. He began to focus on what he could control, attacking his rehab as hard as he would his game preparation. And if he had it his way, Winston wouldn't change a thing.

"I'm blessed that it happened to me," Winston said at the NFL Scouting Combine on Thursday. "I don't regret anything that happened and I don't wish anything different, because I think throughout this process, I've learned a lot about myself. I appreciate things more than I ever had, and I'm actually blessed that it happened to me."

Winston told fellow safety Ji'Ayir Brown on his first day of workouts that he'd be in his right pocket throughout every rep and every workout. He handled his craft like a professional and wanted to look after a veteran who did, as well. Brown eventually entered the NFL, where he's now a staple of the San Francisco 49er's defense. Winston has been waiting to follow in his footsteps since they met.

But what exactly makes an NFL player? The dream is alive in the heart of every young football player, but only so few actually achieve it. Even fewer make the dream last over the course of a career. It's not talent alone. It's something else, something Winston has searched for since the day he first held the pigskin. Now, through challenging circumstances, he's found it.

"I had to mentally make sure I was ready for the NFL. If you're not mentally strong and mentally ready for the NFL, you won't last," Winston said. "The guys who are mentally weak, they won't last in the league, and I had to make sure that I was there. I've been preparing my mental and my habits and my routine since I was a freshman in college."

Winston won't participate in on-field drills at the combine, but plans to run the 40-yard dash at Penn State's Pro Day on March 28. He's yet not fully healthy, but projects to be 100% by the start of NFL training camp. Winston is not likely to hear his name called in the first round of April's draft, as many had projected last summer. But that hardly matters to him.

There's no one with more confidence in Winston than himself. He's battled through adversity, and grown from it. At 6-foot-1 and 215 pounds, Winston possesses the physical tangibles to make an immediate impact at the next level. But the skill he's developed within his own mind is the one that may separate him from his peers. His path is leading him back to the light.

"The injury doesn't change a thing. If I was playing this junior season, I would've shown exactly what I was supposed to show and there would have been no doubt in anybody's mind I was a first-round talent," Winston said. "When I come back, you guys will see everything and more of that. And there's no doubt in my mind, I'll make sure that everybody sees it. The injury is not changing anything."

# # #

PENN STATE SAFETY KEVIN WINSTON JR. COMMITTED TO LEAD WHILE SIDELINED AFTER INJURY

BY LYLE ALENSTEIN
THE DAILY COLLEGIAN
JANUARY 3, 2025

Penn State's postgame celebration was filled with joy, as players lit cigars, posed for pictures with each other and shouted in excitement after knocking off Boise State in the Fiesta Bowl.

While the cries of victory echoed as players prepared to hit the showers, safety Kevin Winston Jr. sat next to his position coach Anthony Poindexter. He remained calm, cool and collected with his eyes hidden behind his Louis Vuitton sunglasses, but the victory looked a little bit different from his point of view.

"I would love to go out there and put the work in with the guys," Winston said. "The blood, sweat and tears with them, like I always have since my time here."

The junior suffered what James Franklin called a "long-term" injury, following his exit early in the second quarter in Week 2 against Bowling Green. It was a promising start to the season, as he tallied 12 tackles and a forced fumble in the opener against West Virginia, where he won the Big Ten Defensive Player of the Week.

After entering the 2024 season with a first- or second-round draft grade, expectations were high for Winston. While his season was cut short when Franklin confirmed the safety wouldn't be back this season, Winston couldn't be prouder of his teammates and the postseason run that is currently taking shape.

"I can't help but to be super happy for everybody," Winston said. "I love this team, and seeing them happy, and seeing them win. Everybody all over, the guys making plays just makes me so happy. That's the biggest thing for me. And being here and being able to have an effect on everybody. I have enjoyed this time with them. I don't take that for granted."

Winston suffered his injury leading up to the game against the Falcons. He tried giving it a go, but following a quarter of play he knew he couldn't carry on.

"When it happened, it didn't feel right," Winston said. "I'm very in-tune with my body, and when I tried to keep going, it wasn't feeling right. In that Bowling Green Game, I tried to play through it, and I was like, I knew something wasn't right. And then we took the procedures, got X-rays and everything."

Winston didn't disclose the nature of his injury, though it was reported by Adam Schefter of ESPN that he had a partially-torn ACL. He was seen wearing a brace over his right leg throughout the season, though he stepped away from the program early in the process to recover and be with family.

Winston also didn't comment on why he opted to go to the NFL Draft instead of returning for the 2025 season, but once his procedure was done it eliminated the chance of returning for the year.

"It was so hard for me," Winston said. "I never expected to play my first game and then the next week in practice I was going to get hurt."

While he knew he wasn't going to suit up again this season, Winston came back to be with his teammates. He was named a captain for a reason and was committed to helping the team from a leadership role.

"The energy is low — I got to be there to lift it up," Winston said. "And that's what I owe to them. I love these guys and they love me back, and I feel that genuine love all the time. And that's what they deserve as well."

His leadership has been on display from the sideline ever since he returned to the program. It started following the loss to Ohio State, where he immediately grabbed a disappointed and fellow safety Jaylen Reed on the field postgame, putting his arm around him to calm him down as they walked toward the alma mater.

It happened again in the Fiesta Bowl, as he approached quarterback Drew Allar on the sideline, getting him to stay composed.

"Kid's a calming presence. He's just got a great ability to coach guys coming off the field," defensive coordinator Tom Allen said. "He knows what we're doing. He's just so mature and everything, I'm just glad he's still a big part of it."

The impact Winston made on the field hasn't been present in 2024, but his leadership off it has paid dividends and he'll continue to stick by his teammates' sides as Penn State chases a national championship.

"I had to come back," Winston said. "Started this season off, my motivation was to be there for my teammates and be a leader on this team, no matter whether I'm on the field or not. I had to commit to that and make sure I'm here."

# # #

COUNTDOWN TO KICKOFF
BY ED ATLAS
NASHVILLE LIFESTYLE

When he was in his 20s, Taylor Zarzour attended a camp in Los Angeles where aspiring sportscasters would learn tricks of the trade from industry professionals. ,

One of the more revealing activities was a session where ‘campers’ would call the action of old football or basketball games that were played on video screens in their makeshift press box. It was there that Zarzour's engaging and energetic delivery caught the attention of veteran broadcasters.

“My style leans into enthusiasm,” Zarzour says. “I try to be as descriptive as I can be, and I bring a ton of passion. That’s who I am as a person. And the [instructors] were sort of laughing at my enthusiasm. I asked, ‘is that bad?’ and they said, ‘no, don’t ever lose that. There was refining to do but they leaned into what makes me [who I am] and started coaching me up.”

Since then, Zarzour has embarked on a career path that has taken him from ESPN to SiriusXM with stints in local markets from the Gulf Coast to the Carolinas, including a brief stop in Nashville some 20 years ago.

Earlier this year, that path led him back to Middle Tennessee when he became the new play-by-play announcer for the Tennessee Titans. Zarzour has been on the job since April, but he steps up to the mic for his first regular season game when the Titans kick off the 2025 campaign on September 7 on the road against the Denver Broncos.

“There are only 32 of these [NFL] jobs in the whole world, and I am so blessed to have this opportunity,” Zarzour said at the time of his hiring. “I’m proud of all the twists-and-turns my broadcasting career has taken. I’ve been fortunate to do a lot of national work. But there’s nothing better or more fulfilling than being with a team. You become an extension of the organization. It’s the greatest thing to happen in my professional career.”

It's common for youngsters to emulate their favorite athletes. But when he was growing up in Mobile, Alabama, Zarzour’s heroes were the top-tier announcers of the day. “I would watch Keith Jackson (ABC/college football) and Vin Scully (MLB/Los Angeles Dodgers) and Bob Costas (NBC) and Pat Summerall (CBS/NFL) and I would be more interested in what they were doing than the players,” Zarzour says. “I was struck by their ability to be a conduit between the fan and the field. I was always obsessed with that and I still am.”

Even though he’s the voice of the Titans, calling play-by-play is not his only job with the team. As a de facto Titans PR rep, Zarzour is a daily presence at practices and frequently represents the organization at local events. He also serves as host for Titans head coach Brian Callahan’s weekly radio and television shows.

“I take time each day to prep for games; cramming is not something that is going to produce the best version of me on the air,” say Zarzour. “As soon as the game is over, I’m beginning my prep for the next week.”

Zarzour says that he spends about 10 hours prepping for every hour on air. Throughout the week this entails meeting with Callahan, watching film and scanning media accounts of both the Titans and their opponent. By Thursday he’s assembling his boards–charts that help identify players, along with notes for quick recall during the live broadcast. Production meetings are held on Friday while Saturday is a review day where Zarzour makes sure that all systems are go.

While he’s best known as the voice of the Titans, he finds being the public face of the franchise to be just as rewarding. “That part of the job, where I’m an extension of the team, fulfills me as much as calling the game,” he says. “I lived in Nashville and did sports radio here before I started concentrating on golf and SiriusXM and college football, and I’m grateful for those opportunities. But I missed being an extension of the community.

“Connecting with fans, emceeing events and representing the team in a town that I love is very meaningful to me. I knew what I was signing up for, and I did it happily.”

You can catch Tennessee Titans action all season long on WGFX 104.5 The Zone with Taylor Zarzour (play-by-play), Dave McGinnis (analyst), and Will Boling and Amie Wells (sideline reporters). Additional programming information and a mobile app are available at TennesseeTitans.com.

# # #

MEET NEW TENNESSEE TITANS RADIO ANNOUNCER TAYLOR ZARZOUR, A FAMILY MAN AND A MATCHMAKER

BY PAUL SKRBINA
NASHVILLE TENNESSEAN
SEPTEMBER 4, 2025

Taylor Zarzour is the new radio play-by-play announcer for the Tennessee Titans.

He was inspired to become a sports broadcaster at age seven while watching the 1985 Iron Bowl.

Zarzour has previously called games for the SEC and The Masters, jobs he will continue to hold.

Seven years, 11 months and two days is all the time Taylor Zarzour needed to figure out what he wanted to be when he grew up.

Zarzour was sitting on the couch in the den of his family's home in Mobile, Ala., on Nov. 30, 1985, the day he was that exact age. It was the day the new "Voice of the Tennessee Titans" discovered he wanted to be a sports broadcaster.

His eyes might as well have been sewn to the television that flickered in front of him, a television that was tuned into ABC's broadcast of the Iron Bowl between Alabama and Auburn.

Zarzour's ears, though, veered toward the voices he heard coming from the TV, voices belonging to Keith Jackson, Frank Broyles, and Tim Brant.

The kick is up ...

Jackson paused as the ball Alabama's Van Tiffin had just struck with his right foot floated toward the goalpost 42 yards away as the game clock struck 00:00.

It's long enough. ...

Another pause.

It's good! He made it!

"I was like, 'Wow, who gets to do that job?' " said Zarzour, who will call his first regular-season Titans game Sept. 7, when the team opens 2025 in Denver against the Broncos. "It just created this addiction, fascination that I have with broadcasting."

An "addiction, fascination" that has landed him with the Tennessee Titans as the team's new radio play-by-play announcer, a role he's taken over from Mike Keith, who, along with Jim Nantz, endorsed him for the job.

Color Zarzour's mother, Katherine, the opposite of surprised.

'Every little boy wants to be a sportscaster'

The eldest of Katherine and Dr. Robert Zarzour's six children, Taylor Zarzour was "no older than 7 or 8" when he began turning down the volume on the TV and talking into a hairbrush, which he used as a makeshift microphone.

"He would do football games or baseball games or whatever was on," Katherine said. "My husband would sometimes say, 'Taylor, that's really great. Can I turn it back up?' "

The answer was always the same: "No, dad."

"He would say, 'I'm going to be a sportscaster,' " Katherine continued. "We would say, 'Well, that's great. Every little boy wants to be a sportscaster.' "

Turns out, Taylor Zarzour was far from "every little boy."

Evidence of that showed itself again when he was "waiting forever" at the DMV with his mother, who was there to renew her driver's license.

"He's bored to death," Katherine said. "There's this cross-section of the world there.'

Including several men who began peppering the 7- or 8-year-old boy with baseball trivia.

"He starts answering all of them, and I'm sitting there going, 'Dang, he really is going to do this. Oh, my God. How is he going to do this?' " Katherine said.

That is the same question she asked herself after he was hired by the Titans. Zarzour's voice, you see, isn't unfamiliar to SEC football and baseball fans. He calls games for the conference, which he will continue to do.

He's also one of the voices of The Masters for SiriusXM, another job he will continue to do.

"His poor wife," Katherine said with a laugh. "All those W2s."

The Zarzour siblings at home before Easter in 1994. From left to right, Gaines, Grant, Taylor, Matt, Ryan and Mary Katherine (Taylor's lap).

'What's going to happen to me?'

Taylor Zarzour was 4 years, 9 months and six days old when he met his little sister, Katie.

He was 5 years, four months and eight days old when he said goodbye to her.

Katie was seven months old when she died of a heart condition, on May 5, 1983.

That was Taylor's first brush with devastation, an experience he later turned into a tribute when he named his first-born daughter after her.

"My Katie is wired very similarly (to me)," Taylor said. "She's a huge sports fan, and she knows what I'm doing all the time. She's always connected. My other daughter, Grace, she has the rest of us wrapped around her little finger ... but she has no idea what game I'm doing each weekend."

Taylor remembers the game he was doing Sept. 10, 2016. How could he forget?

Tennessee faced Virginia Tech in a football game that night at Bristol Motor Speedway. There were 156,990 fans there, an NCAA single-game attendance record.

Dr. Robert Zarzour was in a Mobile, Ala., hospital that night, dying of spinal cord cancer just two months after he was diagnosed. He was gone the next day.

That was Taylor Zarzour's second brush with devastation.

"My sister passed away when I was 5," he said. "I was terrified the same thing was going to happen to me. 'What's going to happen to me?' I found myself sleeping at the foot of my parents' bed a lot after that happened, and my dad said something to me that has stuck with me forever.

"He's like, 'I wish I could put a mailbox here in this room for you, at the foot of the bed, so you could stay here forever. But I know that's not what's best for you. I want you to dream as big as you can possibly can about whatever it is you want to be.' "

And so Taylor did.

Taylor Zarzour the matchmaker

Taylor Zarzour is part Cupid, and part announcer.

He's also all family.

Exhibit A: "Intern" Davis Williams.

That's who drove Taylor through the night to the Charlotte airport the day of the Tennessee-Virginia Tech football game, so the former could catch a flight home to see his father.

That's who followed Taylor from job to job as an intern. That's who married Taylor's other sister, Mary Katherine, who is 14 years her brother's junior.

"When we were growing up, I'd lie about (Taylor's) age because I was embarrassed at how old he was," Mary Katherine said.

And while she knew "Intern Davis" was her age and shared a passion for sports like her brother, it wasn't until he showed up at her father's funeral service that she began to fancy him.

"So I introduced myself and just said, 'This means so much to Taylor,' " Mary Katherine continued.

The two then began exchanging emails, and Mary Katherine soon learned that Intern Davis' father had died when he was in high school, that he'd been a confidant for Taylor while his own father was sick.

"Lo and behold, here we are," she said.

'I hit the wrong button'

Lo and behold, here Taylor Zarzour is, in Nashville.

Again.

The golf-obsessed man who once walked a pro-am round with Tiger Woods, who once accidentally played a song containing explicit lyrics by Dr. Dre and Snoop Dog on the air when he worked at Nashville's WNSR Sports Radio 560 − "I hit the wrong button," he said. "I was so mad at myself." − who counts Vin Scully as the "greatest broadcaster ever," still references the same thick blue binder he studied 26 years ago while attending a sportscasters camp in Los Angeles to spruce up his vocal cords.

He still chuckles at the memory of having his brother, Grant, call into his radio show as "Joe from Raleigh" after North Carolina men's basketball games because nobody else was calling.

He'd pose as a mad-as-hell Tar Heels fan, help his brother "stir the pot a little," then hang up and listen.

"He would send me a picture of the phone bank blowing up," said Grant, who would call from outside the science library at the University of South Alabama, having not watched one second of the game.

Taylor still cherishes having another of his brothers, Matt, spot for him during broadcasts.

He's very much looking forward to what his future holds with the Titans. But he already has a perfect scenario in mind.

"That is making the final call in the Super Bowl," he said. "And making it for the team I love, in the community I live in, and sharing that moment for all the people who have thought about that since the Titans came to Nashville.

"That's the biggest dream I've ever had."

# # #

MEET NEW TENNESSEE TITANS RADIO ANNOUNCER TAYLOR ZARZOUR, A FAMILY MAN AND A MATCHMAKER

BY PAUL SKRBINA
NASHVILLE TENNESSEAN
SEPTEMBER 4, 2025

Taylor Zarzour is the new radio play-by-play announcer for the Tennessee Titans.

He was inspired to become a sports broadcaster at age seven while watching the 1985 Iron Bowl.

Zarzour has previously called games for the SEC and The Masters, jobs he will continue to hold.

Seven years, 11 months and two days is all the time Taylor Zarzour needed to figure out what he wanted to be when he grew up.

Zarzour was sitting on the couch in the den of his family's home in Mobile, Ala., on Nov. 30, 1985, the day he was that exact age. It was the day the new "Voice of the Tennessee Titans" discovered he wanted to be a sports broadcaster.

His eyes might as well have been sewn to the television that flickered in front of him, a television that was tuned into ABC's broadcast of the Iron Bowl between Alabama and Auburn.

Zarzour's ears, though, veered toward the voices he heard coming from the TV, voices belonging to Keith Jackson, Frank Broyles, and Tim Brant.

The kick is up ...

Jackson paused as the ball Alabama's Van Tiffin had just struck with his right foot floated toward the goalpost 42 yards away as the game clock struck 00:00.

It's long enough. ...

Another pause.

It's good! He made it!

"I was like, 'Wow, who gets to do that job?' " said Zarzour, who will call his first regular-season Titans game Sept. 7, when the team opens 2025 in Denver against the Broncos. "It just created this addiction, fascination that I have with broadcasting."

An "addiction, fascination" that has landed him with the Tennessee Titans as the team's new radio play-by-play announcer, a role he's taken over from Mike Keith, who, along with Jim Nantz, endorsed him for the job.

Color Zarzour's mother, Katherine, the opposite of surprised.

'Every little boy wants to be a sportscaster'

The eldest of Katherine and Dr. Robert Zarzour's six children, Taylor Zarzour was "no older than 7 or 8" when he began turning down the volume on the TV and talking into a hairbrush, which he used as a makeshift microphone.

"He would do football games or baseball games or whatever was on," Katherine said. "My husband would sometimes say, 'Taylor, that's really great. Can I turn it back up?' "

The answer was always the same: "No, dad."

"He would say, 'I'm going to be a sportscaster,' " Katherine continued. "We would say, 'Well, that's great. Every little boy wants to be a sportscaster.' "

Turns out, Taylor Zarzour was far from "every little boy."

Evidence of that showed itself again when he was "waiting forever" at the DMV with his mother, who was there to renew her driver's license.

"He's bored to death," Katherine said. "There's this cross-section of the world there.'

Including several men who began peppering the 7- or 8-year-old boy with baseball trivia.

"He starts answering all of them, and I'm sitting there going, 'Dang, he really is going to do this. Oh, my God. How is he going to do this?' " Katherine said.

That is the same question she asked herself after he was hired by the Titans. Zarzour's voice, you see, isn't unfamiliar to SEC football and baseball fans. He calls games for the conference, which he will continue to do.

He's also one of the voices of The Masters for SiriusXM, another job he will continue to do.

"His poor wife," Katherine said with a laugh. "All those W2s."

The Zarzour siblings at home before Easter in 1994. From left to right, Gaines, Grant, Taylor, Matt, Ryan and Mary Katherine (Taylor's lap).

'What's going to happen to me?'

Taylor Zarzour was 4 years, 9 months and six days old when he met his little sister, Katie.

He was 5 years, four months and eight days old when he said goodbye to her.

Katie was seven months old when she died of a heart condition, on May 5, 1983.

That was Taylor's first brush with devastation, an experience he later turned into a tribute when he named his first-born daughter after her.

"My Katie is wired very similarly (to me)," Taylor said. "She's a huge sports fan, and she knows what I'm doing all the time. She's always connected. My other daughter, Grace, she has the rest of us wrapped around her little finger ... but she has no idea what game I'm doing each weekend."

Taylor remembers the game he was doing Sept. 10, 2016. How could he forget?

Tennessee faced Virginia Tech in a football game that night at Bristol Motor Speedway. There were 156,990 fans there, an NCAA single-game attendance record.

Dr. Robert Zarzour was in a Mobile, Ala., hospital that night, dying of spinal cord cancer just two months after he was diagnosed. He was gone the next day.

That was Taylor Zarzour's second brush with devastation.

"My sister passed away when I was 5," he said. "I was terrified the same thing was going to happen to me. 'What's going to happen to me?' I found myself sleeping at the foot of my parents' bed a lot after that happened, and my dad said something to me that has stuck with me forever.

"He's like, 'I wish I could put a mailbox here in this room for you, at the foot of the bed, so you could stay here forever. But I know that's not what's best for you. I want you to dream as big as you can possibly can about whatever it is you want to be.' "

And so Taylor did.

Taylor Zarzour the matchmaker

Taylor Zarzour is part Cupid, and part announcer.

He's also all family.

Exhibit A: "Intern" Davis Williams.

That's who drove Taylor through the night to the Charlotte airport the day of the Tennessee-Virginia Tech football game, so the former could catch a flight home to see his father.

That's who followed Taylor from job to job as an intern. That's who married Taylor's other sister, Mary Katherine, who is 14 years her brother's junior.

"When we were growing up, I'd lie about (Taylor's) age because I was embarrassed at how old he was," Mary Katherine said.

And while she knew "Intern Davis" was her age and shared a passion for sports like her brother, it wasn't until he showed up at her father's funeral service that she began to fancy him.

"So I introduced myself and just said, 'This means so much to Taylor,' " Mary Katherine continued.

The two then began exchanging emails, and Mary Katherine soon learned that Intern Davis' father had died when he was in high school, that he'd been a confidant for Taylor while his own father was sick.

"Lo and behold, here we are," she said.

'I hit the wrong button'

Lo and behold, here Taylor Zarzour is, in Nashville.

Again.

The golf-obsessed man who once walked a pro-am round with Tiger Woods, who once accidentally played a song containing explicit lyrics by Dr. Dre and Snoop Dog on the air when he worked at Nashville's WNSR Sports Radio 560 − "I hit the wrong button," he said. "I was so mad at myself." − who counts Vin Scully as the "greatest broadcaster ever," still references the same thick blue binder he studied 26 years ago while attending a sportscasters camp in Los Angeles to spruce up his vocal cords.

He still chuckles at the memory of having his brother, Grant, call into his radio show as "Joe from Raleigh" after North Carolina men's basketball games because nobody else was calling.

He'd pose as a mad-as-hell Tar Heels fan, help his brother "stir the pot a little," then hang up and listen.

"He would send me a picture of the phone bank blowing up," said Grant, who would call from outside the science library at the University of South Alabama, having not watched one second of the game.

Taylor still cherishes having another of his brothers, Matt, spot for him during broadcasts.

He's very much looking forward to what his future holds with the Titans. But he already has a perfect scenario in mind.

"That is making the final call in the Super Bowl," he said. "And making it for the team I love, in the community I live in, and sharing that moment for all the people who have thought about that since the Titans came to Nashville.

"That's the biggest dream I've ever had."

# # #

TENNESSEE TITANS

UPDATED RECORDS

ALL-PRO AND PRO BOWL LEADERS

Most *Associated Press* First-Team All-Pro Seasons

Bruce Matthews, 7
Tony Banfield, 3
Earl Campbell, 3
Charlie Hennigan, 3
Al Jamison, 3
Bob Talamini, 3
George Webster, 3
Robert Brazile, 2
Kevin Byard, 2
Miller Farr, 2
Don Floyd, 2
Leon Gray, 2
Albert Haynesworth, 2
Mike Munchak, 2

Most Pro Bowl Seasons
(AFL All-Star Game 1962-70; AFC-NFC Pro Bowl 1971-present)

Bruce Matthews, 14
Mike Munchak, 9
Elvin Bethea, 8
Robert Brazile, 7
Warren Moon, 6
Bob Talamini, 6
Earl Campbell, 5
Jurrell Casey, 5
Ray Childress, 5
Charlie Hennigan, 5
Ken Houston, 5
Blaine Bishop, 4
Curley Culp, 4
Eddie George, 4
Derrick Henry, 4
Tony Banfield, 3
George Blanda, 3
Miller Farr, 3
Fred Glick, 3
Ed Husmann, 3
Haywood Jeffires, 3
Chris Johnson, 3
Jevon Kearse, 3
Brett Kern, 3
Taylor Lewan, 3
Steve McNair, 3
Jim Norton, 3
Jeffery Simmons, 3
Bob Schmidt, 3
Kyle Vanden Bosch, 3
Delanie Walker, 3
George Webster, 3
Frank Wycheck, 3

Most Consecutive Pro Bowl Seasons
(AFL All-Star Game 1962-70; AFC-NFC Pro Bowl 1971-present)

Bruce Matthews, 14
Robert Brazile, 7
Mike Munchak, 7
Warren Moon, 6
Bob Talamini, 6
Jurrell Casey, 5
Charlie Hennigan, 5
Earl Campbell, 4
Ray Childress, 4
Curley Culp, 4
Eddie George, 4
Tony Banfield, 3
Blaine Bishop, 3
George Blanda, 3
Miller Farr, 3
Fred Glick, 3
Ed Husmann, 3
Haywood Jeffires, 3
Chris Johnson, 3
Jevon Kearse, 3
Brett Kern, 3
Taylor Lewan, 3
Bob Schmidt, 3
Delanie Walker, 3
George Webster, 3
Frank Wycheck, 3

ALL-TIME REGULAR SEASON LEAGUE LEADERS

Rushing Yards
2020: Derrick Henry, 378-2,027
2019: Derrick Henry, 303-1,540
2009: Chris Johnson, 358-2,006
1980: Earl Campbell, 373-1,934
1979: Earl Campbell, 368-1,697
1978: Earl Campbell*, 302-1,450
1961: Billy Cannon, 200-948

Passing Touchdowns
1990: Warren Moon, 33
1961: George Blanda, 36

Passer Rating
2019: Ryan Tannehill, 117.5
2003: Steve McNair, 100.4

Receptions
1991: Haywood Jeffires, 100
1964: Charlie Hennigan, 101

Receiving Yards
1975: Ken Burrough, 1,063
1964: Charlie Hennigan, 1,546
1961: Charlie Hennigan, 1,746

Touchdowns
1979: Earl Campbell, 19 (19r)
1961: Bill Groman, 18 (1r, 17p)

Interceptions
2017: Kevin Byard, 8
1979: Mike Reinfeldt, 12
1967: Miller Farr, 10
1965: W.K. Hicks, 9
1963: Fred Glick, 12

Punting (Gross Average)
2023: Ryan Stonehouse, 53.1
2022: Ryan Stonehouse, 53.1
2017: Brett Kern, 49.7
1998: Craig Hentrich, 47.2
1993: Greg Montgomery, 45.6
1992: Greg Montgomery, 46.9

Punt Returns
2006: Pacman Jones, 12.9
1977: Billy Johnson, 15.4
1975: Billy Johnson, 15.3
1964: Bobby Jancik, 18.3

Kickoff Returns
2018: Darius Jennings, 31.7
1967: Zeke Moore*, 28.9
1963: Bobby Jancik, 29.3
1962: Bobby Jancik*, 30.3
1960: Ken Hall, 31.3

Field Goals (Percentage)
2024: Nick Folk, 95.5 (21 of 22)
2023: Nick Folk, 96.7 (29 of 30)
1980: Toni Fritsch, 79.2 (19 of 24)
1979: Toni Fritsch, 84.0 (21 of 25)
1977: Toni Fritsch, 75.0 (12 of 16)

* Rookie

ALL-TIME TEAM LEADERS BY CATEGORY

Rookie seasons in italics

CAREER RUSHING YARDS

Player	Years	Att	Yds	Avg	Lg	TD
1. Eddie George	1996-03	2,733	10,009	3.7	76	64
2. Derrick Henry	2016-23	2,030	9,502	4.7	99t	90
3. Earl Campbell	1978-84	1,979	8,574	4.3	81t	73
4. Chris Johnson	2008-13	1,742	7,965	4.6	94t	50
5. Lorenzo White	1988-94	1,000	4,079	4.1	44	29
6. Hoyle Granger	1966-70,72	773	3,514	4.5	69t	18
7. Steve McNair (QB)	1995-05	614	3,439	5.6	71t	36
8. Mike Rozier	1985-90	910	3,426	3.8	41	27
9. Charles Tolar	1960-66	907	3,277	3.6	40	21
10. Ronnie Coleman	1974-81	700	2,769	4.0	46t	16
11. Chris Brown	2003-07	643	2,757	4.3	52	16
12. LenDale White	2006-09	628	2,349	3.7	80t	24
13. Allen Pinkett	1986-91	561	2,324	4.1	60	21
14. Gary Brown	1991-95	477	2,115	4.4	39t	12
15. Fred Willis	1972-76	603	2,114	3.5	44	11
16. Billy Cannon	1960-63	512	2,111	4.1	64	14
17. DeMarco Murray	2016-17	477	1,946	4.1	75t	15
18. Rodney Thomas	1995-00	495	1,847	3.7	74t	12
19. Rob Carpenter	1977-81	433	1,788	4.1	77	12
20. Larry Moriarty	1983-86	415	1,624	3.9	80	13

SEASON RUSHING YARDS

Player	Year	Att	Yds	Avg	Lg	TD
1. Derrick Henry	2020	378	2,027	5.4	94t	17
2. Chris Johnson	2009	358	2,006	5.6	91t	14
3. Earl Campbell	1980	373	1,934	5.2	55t	13
4. Earl Campbell	1979	368	1,697	4.6	61t	19
5. Derrick Henry	2019	303	1,540	5.1	74t	16
6. Derrick Henry	2022	349	1,538	4.4	56	13
7. Eddie George	2000	403	1,509	3.7	35t	14
8. Earl Campbell	*1978*	*302*	*1,450*	*4.8*	*81t*	*13*
9. Eddie George	1997	357	1,399	3.9	30	6
10. Earl Campbell	1981	361	1,376	3.8	43	10
11. Eddie George	*1996*	*335*	*1,368*	*4.1*	*76*	*8*
12. Chris Johnson	2010	316	1,364	4.3	76t	11
13. Eddie George	1999	320	1,304	4.1	40	9
14. Earl Campbell	1983	322	1,301	4.0	42	12
15. Eddie George	1998	348	1,294	3.7	37t	5
16. DeMarco Murray	2016	293	1,287	4.4	75t	9
17. Chris Johnson	2012	276	1,243	4.5	94t	6
18. Chris Johnson	*2008*	*251*	*1,228*	*4.9*	*66t*	*9*
19. Lorenzo White	1992	265	1,226	4.6	44	7
20. Travis Henry	2006	270	1,211	4.5	70t	7

CAREER PASSING YARDS

Player	Years	Att	Cmp	Pct	Yds	Y/A	TD	Int	Lg	Sk	Lst	Rate
1. Warren Moon	1984-93	4,546	2,632	57.9	33,685	7.41	196	166	87t	315	2,403	80.4
2. Steve McNair	1995-05	3,871	2,305	59.5	27,141	7.01	156	103	83t	229	1,398	83.3
3. George Blanda	1960-66	2,784	1,347	48.4	19,149	6.88	165	189	95	-	-	62.5
4. Dan Pastorini	1971-79	2,768	1,426	51.5	16,864	6.09	96	139	85t	222	1,977	61.0
5. Ryan Tannehill	2019-23	1,853	1,234	66.6	14,447	7.80	93	40	91t	167	1,180	97.8
6. Marcus Mariota	2015-19	1,765	1,110	62.9	13,207	7.48	76	44	75	155	992	89.6
7. Vince Young	2006-10	1,190	689	57.9	8,098	6.81	42	42	73	75	415	75.7
8. Kerry Collins	2006-10	1,081	613	56.7	6,804	6.29	33	29	80t	36	253	74.6
9. Ken Stabler	1980-81	742	458	61.7	5,190	6.99	27	46	79t	56	518	69.0
10. Pete Beathard	1967-69	822	379	46.1	5,128	6.24	26	51	86t	-	-	51.2
11. Jake Locker	2011-14	709	408	57.5	4,967	7.03	27	22	71t	60	378	79.0
12. Matt Hasselbeck	2011-12	739	457	61.8	4,938	6.68	25	19	80t	33	256	82.0
13. Chris Chandler	1995-96	676	409	60.5	4,559	6.74	33	21	76t	46	326	83.9
14. Cody Carlson	1988-94	659	370	56.1	4,469	6.78	21	28	81	54	374	70.0
15. Will Levis	**2023-24**	**556**	**339**	**61.0**	**3,899**	**7.0**	**21**	**16**	**98t**	**69**	**418**	**82.7**
16. Don Trull	1964-69	556	249	44.8	3,538	6.36	29	21	-	-	-	67.6
17. Billy Volek	2001-05	517	312	60.3	3,505	6.78	26	13	55t	45	306	86.9
18. Jacky Lee	1960-67	409	210	51.3	3,291	8.05	25	30	98t	-	-	68.2
Gifford Nielsen	1978-83	498	273	54.8	3,255	6.54	20	22	48	47	354	70.0
20. Neil O'Donnell	1999-03	367	215	58.6	2,664	7.26	16	11	67	18	144	83.2

SEASON PASSING YARDS

Player	Year	Att	Cmp	Pct	Yds	Y/A	TD	Int	Lg	Sk	Lst	Rate
1. Warren Moon	1991	655	404	61.7	4,690	7.16	23	21	61t	23	174	81.7
2. Warren Moon	1990	584	362	62.0	4,689	8.03	33	13	87t	36	252	96.8
3. Ryan Tannehill	2020	481	315	65.5	3,819	7.94	33	7	75	24	173	106.5
4. Ryan Tannehill	2021	531	357	67.2	3,734	7.03	21	14	57t	47	327	89.6
5. Warren Moon	1989	464	280	60.3	3,631	7.83	23	14	55	35	267	88.9
6. Matt Hasselbeck	2011	518	319	61.6	3,571	6.89	18	14	80t	19	153	82.4
7. Warren Moon	1986	488	256	52.5	3,489	7.15	13	26	81t	41	332	62.3
8. Warren Moon	1993	520	303	58.3	3,485	6.70	21	21	80t	34	218	75.2
9. Marcus Mariota	2016	451	276	61.2	3,426	7.60	26	9	60	23	156	95.6
10. Steve McNair	2002	492	301	61.2	3,387	6.88	22	15	55	21	121	84.0
11. Steve McNair	2001	431	264	61.3	3,350	7.77	21	12	71t	37	251	90.2
12. Warren Moon	1984	450	259	57.6	3,338	7.42	12	14	76	47	371	76.9
13. George Blanda	1961	362	187	51.7	3,330	9.20	36	22	-	-	-	91.3
14. George Blanda	1964	505	262	51.9	3,287	6.51	17	27	-	-	-	61.4
15. Marcus Mariota	2017	453	281	62.0	3,232	7.13	13	15	75t	27	173	79.3
16. Steve McNair	1998	492	289	58.7	3,228	6.56	15	10	47	33	176	80.1
17. Steve McNair	2003	400	250	62.5	3,215	8.04	24	7	73	19	108	100.4
18. Ken Stabler	1980	457	293	64.1	3,202	7.01	13	28	79t	27	264	68.7
19. Steve McNair	2005	476	292	61.3	3,161	6.64	16	11	57	20	134	82.4
20. George Blanda	1963	423	224	53.0	3,003	7.10	24	25	-	-	-	70.1

ALL-TIME TEAM LEADERS BY CATEGORY

CAREER RECEPTIONS

Player	Years	No	Yds	Avg	Lg	TD
1. Ernest Givins	1986-94	542	7,935	14.6	83t	46
2. Haywood Jeffires	1987-95	515	6,119	11.9	87t	47
3. Frank Wycheck (TE)	1995-03	482	4,958	10.3	42	27
4. Drew Hill	1985-91	480	7,477	15.6	81t	47
5. Derrick Mason	1997-04	453	6,114	13.5	71t	37
6. Charlie Hennigan	1960-66	410	6,823	16.6	80t	51
7. Ken Burrough	1971-81	408	6,907	16.9	85t	47
8. Delanie Walker (TE)	2013-19	381	4,423	11.6	68	28
9. Curtis Duncan	1987-93	322	3,935	12.2	72	20
10. Nate Washington	2009-14	307	4,591	15.0	80t	28
11. Kendall Wright	2012-16	280	3,244	11.6	52t	18
12. Drew Bennett	2001-06	273	4,033	14.8	55t	25
13. Chris Johnson (RB)	2008-13	272	2,003	7.4	69t	8
14. Eddie George (RB)	1996-03	259	2,144	8.3	54t	10
15. Bo Scaife (TE)	2005-10	251	2,383	9.5	44	12
16. Corey Davis	2017-20	207	2,851	13.8	75t	11
17. Tim Smith	1980-86	206	3,107	15.1	75t	12
18. Alvin Reed (TE)	1967-72	199	2,818	14.2	60	11
19. A.J. Brown	2019-21	185	2,995	16.2	91t	24
20. Webster Slaughter	1992-94	184	2,236	12.2	57	11
Lorenzo White (RB)	1988-94	184	1,674	9.1	69t	6

SEASON RECEPTIONS

Player	Year	No	Yds	Avg	Lg	TD
1. Charlie Hennigan	1964	101	1,546	15.3	53	8
2. Haywood Jeffires	1991	100	1,181	11.8	44	7
3. Derrick Mason	2004	96	1,168	12.2	37t	7
4. Derrick Mason	2003	95	1,303	13.7	50t	8
5. Delanie Walker	2015	94	1,088	11.6	61t	6
Kendall Wright	2013	94	1,079	11.5	45	2
7. Drew Hill	1991	90	1,109	12.3	61t	4
Haywood Jeffires	1992	90	913	10.1	47	9
9. Tim Smith	1983	83	1,176	14.2	47t	6
10. Curtis Duncan	1992	82	954	11.6	72	1
Charlie Hennigan	1961	82	1,746	21.3	80	12
12. Drew Bennett	2004	80	1,247	15.6	48t	11
Butch Woolfolk	1985	80	814	10.2	80t	4
14. Derrick Mason	2002	79	1,012	12.8	40	5
15. Webster Slaughter	1993	77	904	11.7	41	5
16. DeAndre Hopkins	2023	75	1,057	14.1	61t	7
17. Delanie Walker	2017	74	807	10.9	42	3
Drew Hill	1990	74	1,019	13.8	57	5
Haywood Jeffires	1990	74	1,048	14.2	87t	8
Nate Washington	2011	74	1,023	13.8	57	7

CAREER RECEIVING YARDS

Player	Years	No	Yds	Avg	Lg	TD
1. Ernest Givins	1986-94	542	7,935	14.6	83t	46
2. Drew Hill	1985-91	480	7,477	15.6	81t	47
3. Ken Burrough	1971-81	408	6,906	16.9	85t	47
4. Charlie Hennigan	1960-66	410	6,823	16.6	80	51
5. Haywood Jeffires	1987-95	515	6,119	11.9	87t	47
6. Derrick Mason	1997-04	453	6,114	13.5	71t	37
7. Frank Wycheck	1995-03	482	4,958	10.3	42	27
8. Nate Washington	2009-14	307	4,591	15.0	80t	28
9. Delanie Walker	2013-19	381	4,423	11.6	68	28
10. Drew Bennett	2001-06	273	4,033	14.8	55t	25
11. Curtis Duncan	1987-93	322	3,935	12.2	72	20
12. Chris Sanders	1995-01	177	3,285	18.6	83t	17
13. Kendall Wright	2012-16	280	3,244	11.6	52t	18
14. Tim Smith	1980-86	206	3,107	15.1	75t	12
15. Charley Frazier	1962-68	179	3,060	17.1	80	22
16. A.J. Brown	2019-21	185	2,995	16.2	91t	24
17. Bill Groman	1960-62	143	2,976	20.8	92	32
18. Corey Davis	2017-20	207	2,851	13.8	75t	11
19. Alvin Reed	1967-72	199	2,818	14.2	60	11
20. Kenny Britt	2009-13	157	2,450	15.6	80t	19

SEASON RECEIVING YARDS

Player	Year	No	Yds	Avg	Lg	TD
1. Charlie Hennigan	1961	82	1,746	21.3	80	12
2. Charlie Hennigan	1964	101	1,546	15.3	53	8
3. Bill Groman	*1960*	*72*	*1,473*	*20.5*	*-*	*12*
4. Derrick Mason	2003	95	1,303	13.7	50t	8
5. Drew Bennett	2004	80	1,247	15.6	48t	11
6. Haywood Jeffires	1991	100	1,181	11.8	44	7
7. Tim Smith	1983	83	1,176	14.2	47t	6
8. Bill Groman	1961	50	1,175	23.5	80	17
9. Drew Hill	1985	64	1,169	18.3	57t	9
10. Derrick Mason	2004	96	1,168	12.2	37t	7
11. Drew Hill	1988	72	1,141	15.8	57t	10
Tim Smith	1984	69	1,141	16.5	75t	4
13. Charley Frazier	1966	57	1,129	19.8	79	12
14. Derrick Mason	2001	73	1,128	15.5	71t	9
15. Drew Hill	1986	65	1,112	17.1	81t	5
16. Drew Hill	1991	90	1,109	12.3	61t	4
17. Delanie Walker	2015	94	1,088	11.6	61t	6
18. Kendall Wright	2013	94	1,079	11.5	45	2
19. A.J. Brown	2020	70	1,075	15.4	73t	11
20. Ken Burrough	1975	53	1,063	20.1	77t	8

CAREER SCORING

Player	Years	TD	Rush	Rec	Ret	XPM	FGM	2PT	Points
1. Al Del Greco	1991-00	0	0	0	0	322	246	0	1,060
2. Rob Bironas	2005-13	0	0	0	0	315	239	0	1,032
3. George Blanda	1960-66	4	4	0	0	301	91	0	598
4. Derrick Henry	2016-23	93	90	3	0	0	0	2	562
5. Tony Zendejas	1985-90	0	0	0	0	197	117	0	548
6. Ryan Succop	2014-19	0	0	0	0	178	117	0	529
7. Eddie George	1996-03	74	64	10	0	0	0	3	450
8. Earl Campbell	1978-84	73	73	0	0	0	0	0	438
9. Toni Fritsch	1977-81	0	0	0	0	149	81	0	392
10. Chris Johnson	2008-13	58	50	8	0	0	0	1	350
11. Skip Butler	1972-77	0	0	0	0	122	70	0	332
12. Charlie Hennigan	1960-66	51	0	51	0	0	0	0	306
13. Ken Burrough	1971-81	48	1	47	0	0	0	0	288
Ernest Givins	1986-94	48	1	46	1	0	0	0	288
Haywood Jeffires	1987-95	47	0	47	0	0	0	3	288
16. Drew Hill	1985-91	47	0	47	0	0	0	0	282
17. Derrick Mason	1997-04	40	0	37	3	0	0	1	242
18. Steve McNair	1995-05	36	36	0	0	0	0	3	222
19. Lorenzo White	1988-94	36	29	6	1	0	0	0	216
20. Billy Cannon	1960-63	35	14	20	1	0	0	1	212

ALL-TIME TEAM LEADERS BY CATEGORY

SEASON SCORING

Player	Year	TD	Rush	Rec	Ret	XPM	FGM	2PT	Points
1. Ryan Succop	2017	0	0	0	0	31	35	0	136
Al Del Greco	1998	0	0	0	0	28	36	0	136
3. Rob Bironas	2007	0	0	0	0	28	35	0	133
4. Al Del Greco	1996	0	0	0	0	35	32	0	131
5. Rob Bironas	2008	0	0	0	0	40	29	0	127
6. Al Del Greco	1993	0	0	0	0	39	29	0	126
7. Gary Anderson	2003	0	0	0	0	42	27	0	123
8. Rob Bironas	2011	0	0	0	0	34	29	0	121
9. Randy Bullock	2021	0	0	0	0	42	26	0	120
10. Rob Bironas	2009	0	0	0	0	37	27	0	118
Al Del Greco	2000	0	0	0	0	37	27	0	118
12. Rob Bironas	2013	0	0	0	0	41	25	0	116
13. Nick Folk	2023	0	0	0	0	28	29	0	115
George Blanda	1960	4	4	0	0	46	15	0	115
Tony Zendejas	1989	0	0	0	0	40	25	0	115
16. Earl Campbell	1979	19	19	0	0	0	0	0	114
Al Del Greco	1995	0	0	0	0	33	27	0	114
Tony Zendejas	1988	0	0	0	0	48	22	0	114
19. Al Del Greco	1997	0	0	0	0	32	27	0	113
20. George Blanda	1961	0	0	0	0	64	16	0	112
Joe Nedney	2002	0	0	0	0	36	25	0	111

CAREER KICKOFF RETURNS (YARDS)

Player	Years	No	Yds	Avg	Lg	TD
1. Bobby Jancik	1962-67	158	4,185	26.5	61	0
2. Derrick Mason	1997-04	156	3,496	22.4	101t	1
3. Carl Roaches	1980-84	150	3,276	21.8	97t	2
4. Billy Johnson	1974-80	121	2,902	24.0	81t	2
5. Marc Mariani	2010-13,16	118	2,838	24.1	98t	1
6. Mel Gray	1995-97	111	2,592	23.4	88	0
7. Adam Jones	2005-06	63	1,648	26.2	85	0
8. Zeke Moore	1967-77	64	1,618	25.3	92t	1
9. Darius Reynaud	2012-13	68	1,595	23.5	105t	1
10. Willie Drewrey	1985-93	75	1,581	21.1	50	0
11. Allen Pinkett	1986-91	80	1,577	19.7	48	0
12. Jerry LeVias	1969-70	64	1,538	24.0	87	0
13. Chimere Dike	**2025**	**55**	**1,413**	**25.7**	**71**	**0**
14. Leon Washington	2013-14	47	1,219	25.9	95	0
15. Bobby Wade	2005-06	50	1,194	23.9	48	0
16. Billy Cannon	1960-63	46	1,186	25.8	88t	1
17. Leonard Harris	1987-93	53	1,130	21.3	63	0
18. Chris Carr	2008	35	984	28.1	52	0
19. Mike Archie	1996-98	46	961	20.9	50	0
20. Bob Gresham	1973-74	36	903	25.1	103t	1

SEASON KICKOFF RETURNS (AVG.)

Player	Year	No	Yds	Avg	Lg	TD
1. Darius Jennings	2018	22	698	31.7	94t	1
2. Ken Hall	1960	19	594	31.3	104t	1
3. Bobby Jancik	*1962*	*24*	*726*	*30.3*	*61*	*0*
4. Bobby Jancik	1963	45	1,317	29.3	53	0
5. Chris Carr	2008	35	984	28.1	52	0
6. Carl Roaches	1981	28	769	27.5	96t	1
7. Billy Johnson	*1974*	*29*	*785*	*27.1*	*67*	*0*
8. Derrick Mason	2000	42	1,132	27.0	66	0
9. Bob Gresham	1973	27	723	26.8	103t	1
10. Adam Jones	*2005*	*43*	*1,127*	*26.2*	*85*	*0*
11. Linzy Cole	1971	32	834	26.1	45	0
12. Adam Jones	2006	20	521	26.1	70	0
13. Bobby Jancik	1966	34	875	25.7	53	0
14. Steve Brown	*1983*	*31*	*795*	*25.6*	*93t*	*1*
15. Marc Mariani	*2010*	*60*	*1,530*	*25.5*	*98t*	*1*
16. Billy Johnson	1977	25	630	25.2	76t	1
17. Alvin Haymond	1973	28	703	25.1	47	0
18. Jerry LeVias	*1969*	*38*	*940*	*24.7*	*87*	*0*
19. Willie Drewrey	*1985*	*26*	*642*	*24.7*	*50*	*0*
20. Zeke Moore	1968	32	787	24.6	45	0

CAREER PUNT RETURNS (YARDS)

Player	Years	No	FC	Yds	Avg	Lg	TD
1. Billy Johnson	1974-80	155	21	2,040	13.2	87t	5
2. Derrick Mason	1997-04	182	94	1,590	8.7	69t	2
3. Carl Roaches	1980-84	151	31	1,095	7.3	68	0
4. Marc Mariani	2010-13,16	102	57	1,054	10.3	87t	2
5. Willie Drewrey	1985-93	104	45	771	7.4	25	0
6. Adam Jones	2005-06	63	11	712	11.3	90t	4
7. Mel Gray	1995-97	69	45	652	9.4	40	0
8. Bobby Jancik	1962-67	67	-	647	9.7	82	1
9. Darius Reynaud	2012-13	49	25	545	11.1	81t	2
10. Jerry LeVias	1969-70	60	19	505	8.4	46	0
11. Kenny Johnson	1986-89	73	32	488	6.7	26	0
12. Adoree' Jackson	2017-20	53	19	464	8.8	46	0
13. Justin McCareins	2001-08	37	21	403	10.9	58t	1
14. Ernest Givins	1986-94	56	-	397	7.1	78t	1
15. Larry Carwell	1967-68	36	6	381	10.6	54	0
16. Dexter McCluster	2014-15	46	29	372	8.1	48	0
17. Chimere Dike	**2025**	**18**	**23**	**359**	**19.9**	**90t**	**2**
18. Fred Glick	1961-66	44	-	326	7.4	-	0
19. Chris Carr	2008	32	20	323	10.1	44	0
20. Chris Davis	2007-08	33	13	299	9.1	39	0

SEASON PUNT RETURNS (AVG.)

Player	Year	No	FC	Yds	Avg	Lg	TD
1. Billy Johnson	1977	35	8	539	15.4	87t	2
2. Billy Johnson	1975	40	1	612	15.3	83t	3
3. Billy Johnson	*1974*	*30*	*3*	*409*	*13.6*	*49*	*0*
4. Darius Reynaud	2012	31	17	410	13.2	81t	2
5. Derrick Mason	2000	51	17	662	13.0	69t	1
6. Adam Jones	2006	34	3	440	12.9	90t	3
7. Marc Mariani	*2010*	*27*	*17*	*329*	*12.2*	*87t*	*1*
8. Justin McCareins	2003	29	17	330	11.4	58t	1
9. Marc Mariani	2011	46	18	490	10.7	79t	1
10. Billy Johnson	1976	38	9	403	10.6	46	0
11. Mel Gray	1995	30	20	303	10.1	20	0
Chris Carr	2008	32	20	323	10.1	44	0
13. Chester Rogers	2021	30	20	293	9.8	55	0
14. Chris Davis	*2007*	*31*	*12*	*293*	*9.5*	*39*	*0*
15. Adam Jones	*2005*	*29*	*8*	*272*	*9.4*	*52t*	*1*
16. Mel Gray	1996	22	15	205	9.3	40	0
Adoree' Jackson	2018	16	9	148	9.3	26	0
18. Kalif Raymond	2020	23	11	208	9.0	40	0
Dexter McCluster	2015	24	15	217	9.0	37	0
Fred Glick	1963	19	-	171	9.0	22	0
Willie Drewrey	*1985*	*24*	*10*	*215*	*9.0*	*23*	*0*

ALL-TIME TEAM LEADERS BY CATEGORY

CAREER PUNTING (PUNTS)

Player	Years	Punt	Blk	Yds	Avg	TB	In20	Lg	NetAvg
1. Brett Kern	2009-21	923	5	42,333	45.9	48	373	79	40.8
2. Craig Hentrich	1998-09	861	1	36,926	42.9	95	295	78	37.2
3. Jim Norton	1960-68	522	7	21,961	42.1	-	-	79	-
4. Cliff Parsley	1977-82	431	3	17,136	39.8	33	85	62	32.3
5. Dan Pastorini	1971-79	316	1	12,530	39.7	-	-	74	-
6. Greg Montgomery	1988-93	310	6	13,529	43.6	35	74	77	36.6
7. Ryan Stonehouse	2022-24	216	3	11,282	52.2	26	80	75	42.1
8. Lee Johnson	1985-87	212	0	8,739	41.2	20	53	66	35.1
9. John James	1982-84	198	1	7,878	39.8	15	36	56	32.4
10. Rich Camarillo	1994-95	173	1	7,280	42.1	17	61	60	35.7
11. Reggie Roby	1996-97	140	1	6,022	43.0	8	50	68	36.7

SEASON PUNTING (AVERAGE)

Player	Year	Punt	Blk	Yds	Avg	TB	In20	Lg	NetAvg
1. Ryan Stonehouse	*2022*	*90*	*0*	*4,779*	*53.1*	*9*	*30*	*74*	*44.0*
2. Ryan Stonehouse	2023	53	1	2,812	53.1	10	28	74	43.9
3. Ryan Stonehouse	2024	73	2	3,691	50.6	7	22	75	38.6
4. Brett Kern	2017	75	0	3,728	49.7	5	28	74	44.6
5. Brett Kern	2012	81	2	3,855	47.6	5	30	71	40.4
6. Brett Kern	2015	88	0	4,175	47.4	1	34	61	40.3
7. Craig Hentrich	1998	69	0	3,258	47.2	11	18	71	39.2
8. Brett Kern	2019	78	0	3,672	47.1	2	37	70	43.1
Brett Kern	2018	74	1	3,483	47.1	3	39	62	41.7
10. Greg Montgomery	1992	53	2	2,487	46.9	9	14	66	37.3
11. Brett Kern	2014	88	1	4,118	46.8	7	28	79	40.8
12. Brett Kern	2020	37	0	1,695	45.8	3	22	66	41.5
13. Greg Montgomery	1993	54	0	2,462	45.6	5	13	77	39.1

CAREER INTERCEPTIONS

Player	Years	No	Yds	Avg	Lg	TD
1. Jim Norton	1960-68	45	592	13.2	56	1
2. Cris Dishman	1988-96	31	348	11.2	43	1
3. Fred Glick	1961-66	30	390	13.0	45	1
4. Kevin Byard	2016-23	27	333	12.3	33	1
Tony Banfield	1960-65	27	224	8.3	58	0
W.K. Hicks	1964-69	27	457	16.9	62	0
Darryll Lewis	1991-98	27	540	20.0	98t	5
8. Mike Reinfeldt	1976-83	26	375	14.4	39	0
9. Michael Griffin	2007-15	25	328	13.1	83t	1
Ken Houston	1967-72	25	650	26.0	78	9
11. Zeke Moore	1967-77	24	444	18.5	74	2
12. Willie Alexander	1971-79	23	379	16.5	95t	1
Samari Rolle	1998-04	23	349	15.2	81t	1
14. Marcus Robertson	1991-00	22	428	19.5	69	0
15. Gregg Bingham	1973-84	21	279	13.3	54	0
16. Keith Bulluck	2000-09	19	192	10.1	35	1
Miller Farr	1967-69	19	416	21.9	67	5
18. Steve Brown	1983-90	18	264	14.7	44t	1
19. Andre Dyson	2001-04	16	260	16.3	51t	3
Bubba McDowell	1989-94	16	190	11.9	26t	1
Chris Hope	2006-11	16	266	16.6	61t	1

SEASON INTERCEPTIONS

Player	Year	No	Yds	Avg	Lg	TD
1. Fred Glick	1963	12	180	15.0	45	1
Mike Reinfeldt	1979	12	205	17.1	39	0
3. Miller Farr	1967	10	264	26.4	67	3
4. W.K. Hicks	1965	9	156	17.3	31	0
Ken Houston	1971	9	220	24.4	48t	4
Jim Norton	1961	9	150	16.7	36	0
7. Kevin Byard	2017	8	130	16.3	33	0
Tony Banfield	1961	8	136	17.0	58	0
Pete Jaquess	*1964*	*8*	*141*	*17.6*	*98t*	*1*
Richard Johnson	1990	8	100	12.5	35	1
Jim Norton	1962	8	75	9.4	36	0
12. Tony Banfield	1963	7	21	3.0	14	0
Michael Griffin	2008	7	172	24.6	83t	1
Jim Norton	1965	7	52	7.4	18	0
Marcus Robertson	1993	7	137	19.6	69	0
Samari Rolle	2000	7	140	20.0	81t	1
Jack Tatum	1980	7	100	14.3	35	0

18. (15 tied with 6)

CAREER SACKS*

Player	Years	No
1. Elvin Bethea	1968-83	105.0
2. Ray Childress	1985-95	75.5
3. Jesse Baker	1979-87	66.0
4. William Fuller	1986-93	59.0
5. Sean Jones	1988-93	57.5
6. Jevon Kearse	1999-03, 08-09	52.0
7. Jurrell Casey	2011-19	51.0
8. Harold Landry III	2018-24	50.5
9. Robert Brazile	1975-84	48.0
10. Ted Washington	1973-82	45.0
11. Derrick Morgan	2010-18	44.5
12. Jeffery Simmons	**2019-25**	**40.0**
13. Kyle Vanden Bosch	2005-09	38.5
14. Curley Culp	1974-80	31.0

SEASON SACKS*

Player	Year	No
1. Elvin Bethea	1973	17.0
2. Jesse Baker	*1979*	*15.5*
3. William Fuller	1991	15.0
4. Elvin Bethea	1976	14.5
Jevon Kearse	*1999*	*14.5*
6. Elvin Bethea	1971	13.0
Ray Childress	1992	13.0
Sean Jones	1993	13.0
9. Jason Babin	2010	12.5
Sean Jones	1990	12.5
Kyle Vanden Bosch	2005	12.5

* Individual sacks did not become an official statistic until 1982.

ALL-TIME TEAM LEADERS BY CATEGORY

CAREER TACKLES (SINCE 1974)

Player	Years	No
1. Gregg Bingham	1973-84	1,970
2. Robert Brazile	1975-84	1,281
3. Keith Bulluck	2000-09	1,265
4. Michael Griffin	2007-15	912
5. Ted Washington	1973-82	907
6. Al Smith	1987-96	877
7. John Grimsley	1984-90	836
8. Blaine Bishop	1993-01	788
9. Ray Childress	1985-95	784
10. Steve Kiner	1974-78	738

SEASON TACKLES (SINCE 1974)

Player	Year	No
1. Gregg Bingham	1978	223
2. Gregg Bingham	1980	212
3. Gregg Bingham	1974	206
4. Gregg Bingham	1979	203
5. John Grimsley	1986	199
6. Robert Abraham	1984	198
7. Gregg Bingham	1976	191
8. Gregg Bingham	1977	190
9. Gregg Bingham	1975	185
Robert Brazile	1978	185

YEAR-BY-YEAR LEADERS

RUSHING

Year	Player	Att	Yds	Avg	Lg	TD
1960	*Billy Cannon*	*152*	*644*	*4.2*	*39*	*1*
1961	Billy Cannon	200	948	4.7	61t	6
1962	Charles Tolar	244	1,012	4.1	25	7
1963	Charles Tolar	194	659	3.4	33	3
1964	*Sid Blanks*	*145*	*756*	*5.2*	*91t*	*6*
1965	Ode Burrell	130	528	4.1	63	3
1966	Ode Burrell	122	406	3.3	45	0
1967	Hoyle Granger	236	1,194	5.1	67t	6
1968	Hoyle Granger	202	848	4.2	47	7
1969	Hoyle Granger	186	740	4.0	23	3
1970	*Joe Dawkins*	*124*	*517*	*4.2*	*49t*	*2*
1971	Robert Holmes	112	323	2.9	31	4
1972	Fred Willis	134	461	3.4	43	0
1973	Fred Willis	171	579	3.4	25	4
1974	Willie Rodgers	122	413	3.4	20	5
1975	Ronnie Coleman	175	790	4.5	46t	5
1976	Ronnie Coleman	171	684	4.0	39	2
1977	Ronnie Coleman	185	660	3.6	22	5
1978	*Earl Campbell*	*302*	*1,450*	*4.8*	*81t*	*13*
1979	Earl Campbell	368	1,697	4.6	61t	19
1980	Earl Campbell	373	1,934	5.2	55t	13
1981	Earl Campbell	361	1,376	3.9	43	10
1982	Earl Campbell	157	538	3.4	22	2
1983	Earl Campbell	322	1,301	4.0	42	12
1984	Larry Moriarty	189	785	4.2	51	6
1985	Mike Rozier	133	462	3.5	30	8
1986	Mike Rozier	199	662	3.3	19t	4
1987	Mike Rozier	229	957	4.2	41	3
1988	Mike Rozier	251	1,002	4.0	28	10
1989	Alonzo Highsmith	128	531	4.1	25	4
1990	Lorenzo White	168	702	4.2	22	8
1991	Allen Pinkett	171	720	4.2	32	9
1992	Lorenzo White	265	1,226	4.6	44	7
1993	Gary Brown	195	1,002	5.1	26	6
1994	Lorenzo White	191	757	4.0	33	3
1995	Rodney Thomas	251	947	3.8	74t	5
1996	*Eddie George*	*335*	*1,368*	*4.1*	*76*	*8*
1997	Eddie George	357	1,399	3.9	30	6
1998	Eddie George	348	1,294	3.7	37t	5
1999	Eddie George	320	1,304	4.1	40	9
2000	Eddie George	403	1,509	3.7	35t	14
2001	Eddie George	315	939	3.0	27	5
2002	Eddie George	343	1,165	3.4	35	12
2003	Eddie George	312	1,031	3.3	27	5
2004	Chris Brown	220	1,067	4.9	52	6
2005	Chris Brown	224	851	3.8	38t	5
2006	Travis Henry	270	1,211	4.5	70t	7
2007	LenDale White	303	1,110	3.7	28	7
2008	*Chris Johnson*	*251*	*1,228*	*4.9*	*66t*	*9*
2009	Chris Johnson	358	2,006	5.6	91t	14
2010	Chris Johnson	316	1,364	4.3	76t	11
2011	Chris Johnson	262	1,047	4.0	48t	4
2012	Chris Johnson	276	1,243	4.5	94t	6
2013	Chris Johnson	279	1,077	3.9	30t	6
2014	*Bishop Sankey*	*152*	*569*	*3.7*	*22*	*2*
2015	Antonio Andrews	143	520	3.6	38	3
2016	DeMarco Murray	293	1,287	4.4	75t	9
2017	Derrick Henry	176	744	4.2	75t	5
2018	Derrick Henry	215	1,059	4.9	99t	12
2019	Derrick Henry	303	1,540	5.1	74t	16
2020	Derrick Henry	378	2,027	5.4	94t	17
2021	Derrick Henry	219	937	4.3	76t	10
2022	Derrick Henry	349	1,538	4.4	56	13
2023	Derrick Henry	280	1,167	4.2	69	12
2024	**Tony Pollard**	**260**	**1,079**	**4.2**	**41**	**5**

PASSING

Year	Player	Att	Cmp	Yds	Pct	TD	Int	Avg
1960	George Blanda	363	169	2,413	46.6	24	22	6.7
1961	George Blanda	362	187	3,330	51.7	36	22	9.2
1962	George Blanda	418	197	2,810	47.1	27	42	6.7
1963	George Blanda	423	224	3,003	52.9	24	25	7.0
1964	George Blanda	505	262	3,282	51.9	17	27	6.4
1965	George Blanda	442	186	2,542	42.1	20	30	5.8
1966	George Blanda	271	122	1,764	45.0	17	21	6.4
1967	Pete Beathard	231	94	1,114	40.7	9	14	4.8
1968	Pete Beathard	223	105	1,559	47.1	7	16	6.9
1969	Pete Beathard	370	180	2,455	48.6	10	21	6.4
1970	Charley Johnson	281	144	1,652	51.2	7	12	5.9
1971	*Dan Pastorini*	*270*	*127*	*1,702*	*47.0*	*7*	*21*	*6.3*
1972	Dan Pastorini	299	144	1,711	48.2	7	11	5.7
1973	Dan Pastorini	290	154	1,482	53.1	5	17	5.1
1974	Dan Pastorini	247	140	1,571	56.7	10	10	6.4
1975	Dan Pastorini	342	163	2,053	47.7	14	16	6.0
1976	Dan Pastorini	309	167	1,785	53.5	10	10	5.7
1977	Dan Pastorini	319	169	1,987	53.0	13	18	6.2
1978	Dan Pastorini	368	199	2,473	54.1	16	17	6.7
1979	Dan Pastorini	324	163	2,090	50.3	14	18	6.5
1980	Ken Stabler	454	293	3,202	64.5	13	28	7.0
1981	Ken Stabler	285	165	1,988	57.9	14	18	6.9
1982	Archie Manning	125	66	877	52.8	6	6	7.0
1983	Oliver Luck	217	124	1,375	57.1	8	13	6.3
1984	*Warren Moon*	*450*	*259*	*3,338*	*57.6*	*12*	*14*	*7.4*
1985	Warren Moon	377	200	2,709	53.1	15	19	7.2
1986	Warren Moon	488	256	3,489	52.5	13	26	7.2
1987	Warren Moon	368	184	2,806	50.0	21	18	7.6
1988	Warren Moon	294	160	2,327	54.4	17	8	7.9
1989	Warren Moon	464	280	3,631	60.3	23	14	7.8
1990	Warren Moon	584	362	4,689	62.0	33	13	8.0
1991	Warren Moon	655	404	4,690	61.7	23	21	7.2
1992	Warren Moon	346	224	2,521	64.7	18	12	7.3
1993	Warren Moon	520	303	3,485	58.3	21	21	6.7
1994	Billy Joe Tolliver	240	121	1,287	50.4	6	7	5.4
1995	Chris Chandler	356	225	2,460	63.2	17	10	6.9
1996	Chris Chandler	320	184	2,099	57.5	16	11	6.6
1997	Steve McNair	415	216	2,665	52.0	14	13	6.4
1998	Steve McNair	492	289	3,228	58.7	15	10	6.5
1999	Steve McNair	331	187	2,179	56.5	12	8	6.6
2000	Steve McNair	396	248	2,847	62.6	15	13	7.2

YEAR-BY-YEAR LEADERS

Year	Player	Att	Cmp	Yds	Pct	TD	Int	Avg
2001	Steve McNair	431	264	3,350	61.3	21	12	7.8
2002	Steve McNair	492	301	3,387	61.2	22	15	6.9
2003	Steve McNair	400	250	3,215	62.5	24	7	8.0
2004	Billy Volek	357	218	2,486	61.1	18	10	7.0
2005	Steve McNair	476	292	3,161	61.3	16	11	6.6
2006	*Vince Young*	*357*	*184*	*2,199*	*51.5*	*12*	*13*	*6.2*
2007	Vince Young	382	238	2,546	62.3	9	17	6.7
2008	Kerry Collins	415	242	2,676	58.3	12	7	6.5
2009	Vince Young	259	152	1,879	58.7	10	7	7.3
2010	Kerry Collins	278	160	1,823	57.6	14	8	6.6
2011	Matt Hasselbeck	518	319	3,571	61.6	18	14	6.9
2012	Jake Locker	314	177	2,176	56.4	10	11	6.9
2013	Ryan Fitzpatrick	350	217	2,454	62.0	14	12	7.0
2014	*Zach Mettenberger*	*179*	*107*	*1,412*	*59.8*	*8*	*7*	*7.9*
2015	*Marcus Mariota*	*370*	*230*	*2,818*	*62.2*	*19*	*10*	*7.6*
2016	Marcus Mariota	451	276	3,426	61.2	26	9	7.6
2017	Marcus Mariota	453	281	3,232	62.0	13	15	7.1
2018	Marcus Mariota	331	228	2,528	68.9	11	8	7.6
2019	Ryan Tannehill	286	201	2,742	70.3	22	6	9.6
2020	Ryan Tannehill	481	315	3,819	65.5	33	7	7.9
2021	Ryan Tannehill	531	357	3,734	67.2	21	14	7.0
2022	Ryan Tannehill	325	212	2,536	65.2	13	6	7.8
2023	***Will Levis***	***255***	***149***	***1,808***	***58.4***	***8***	***4***	***7.1***
2024	**Will Levis**	**301**	**190**	**2,091**	**63.1**	**13**	**12**	**6.9**

RECEIVING

Year	Player	No	Yds	Avg	Lg	TD
1960	*Bill Groman*	*72*	*1,473*	*20.5*	*80t*	*12*
1961	Charlie Hennigan	82	1,746	21.3	80t	12
1962	Charlie Hennigan	54	867	16.1	75t	8
1963	Charlie Hennigan	61	1,051	17.2	83t	10
1964	Charlie Hennigan	101	1,546	15.3	53t	8
1965	Ode Burrell (RB)	55	650	11.8	52t	4
1966	Charles Frazier	57	1,129	19.8	79t	12
1967	Hoyle Granger (RB)	31	300	9.6	43	3
1968	Alvin Reed (TE)	46	747	16.2	60	5
1969	Alvin Reed (TE)	51	664	13.0	43	2
1970	Alvin Reed (TE)	47	604	12.9	34	2
1971	Jim Beirne	38	550	14.5	40	1
1972	Fred Willis (RB)	45	297	6.6	27	2
1973	Fred Willis (RB)	57	371	6.5	50	1
1974	Ken Burrough	36	492	13.7	51	2
1975	Ken Burrough	53	1,063	20.1	77t	8
1976	Ken Burrough	51	932	18.2	69	7
1977	Ken Burrough	43	816	19.0	85t	8
1978	Ken Burrough	47	624	13.3	44	2
1979	Ken Burrough	40	752	18.8	55t	6
1980	Mike Barber (TE)	59	712	12.1	79t	5
1981	Ken Burrough	40	668	16.7	71t	7
1982	Dave Casper (TE)	36	573	15.9	38	6
1983	Tim Smith	83	1,176	14.2	47t	6
1984	Tim Smith	69	1,141	16.5	75t	4
1985	Butch Woolfolk (RB)	80	814	10.2	80t	4
1986	Drew Hill	65	1,112	17.1	81t	5
1987	Ernest Givins	53	933	17.6	83t	6
1988	Drew Hill	72	1,141	15.8	57t	10
1989	Drew Hill	66	938	14.2	50	8
1990	Haywood Jeffires	74	1,048	14.2	87t	8
	Drew Hill	74	1,019	13.8	57	5
1991	Haywood Jeffires	100	1,181	11.8	44	7
1992	Haywood Jeffires	90	913	10.1	47	9
1993	Webster Slaughter	77	904	11.7	41	5
1994	Webster Slaughter	68	846	12.4	57	2
	Haywood Jeffires	68	783	11.5	50	6
1995	Haywood Jeffires	61	684	11.2	35t	8
1996	Frank Wycheck (TE)	53	511	9.6	29	6
1997	Frank Wycheck (TE)	63	748	11.9	42	4
1998	Frank Wycheck (TE)	70	768	11.0	38	2
1999	Frank Wycheck (TE)	69	641	9.3	35	2
2000	Frank Wycheck (TE)	70	636	9.1	26	4
2001	Derrick Mason	73	1,128	15.5	71t	9
2002	Derrick Mason	79	1,012	12.8	40	5
2003	Derrick Mason	95	1,303	13.7	50t	8
2004	Derrick Mason	96	1,168	12.2	37t	7
2005	Drew Bennett	58	738	12.7	55t	4
2006	Drew Bennett	46	737	16.0	39	3
2007	Justin Gage	55	750	13.6	73	2
	Roydell Williams	55	719	13.1	48	4
2008	Bo Scaife (TE)	58	561	9.7	44	2
2009	Chris Johnson (RB)	50	503	10.1	69t	2
2010	Chris Johnson (RB)	44	245	5.6	25	1
2011	Nate Washington	74	1,023	13.8	57	7
2012	*Kendall Wright*	*64*	*626*	*9.8*	*38*	*4*
2013	Kendall Wright	94	1,079	11.5	45	2
2014	Delanie Walker	63	890	14.1	68	4
2015	Delanie Walker	94	1,088	11.6	61t	6
2016	Rishard Matthews	65	945	14.5	60	9
	Delanie Walker	65	800	12.3	47	7
2017	Delanie Walker	74	807	10.9	42	3
2018	Corey Davis	65	891	13.7	51	4
2019	A.J. Brown	52	1,051	20.2	91t	8
2020	A.J. Brown	70	1,075	15.4	73t	11
2021	A.J. Brown	63	869	13.8	57t	5
2022	Robert Woods	53	527	9.9	41	2
2023	DeAndre Hopkins	75	1,057	14.1	61t	7
2024	**Calvin Ridley**	**64**	**1,017**	**15.9**	**63**	**4**

SCORING

Year	Player	TD	PAT	FG	Tot
1960	George Blanda	4	46	15	115
1961	George Blanda	0	64	16	112
1962	George Blanda	0	48	11	81
1963	George Blanda	0	37	9	64
1964	George Blanda	0	38	13	76
1965	George Blanda	0	28	11	61
1966	George Blanda	0	39	16	87
1967	John Wittenborn	0	30	14	72
1968	Wayne Walker	0	26	8	50
1969	Roy Gerela	0	29	19	86
1970	Roy Gerela	0	23	18	77
1971	Mark Moseley	0	25	16	73
1972	Skip Butler	0	12	16	51
1973	Skip Butler	0	15	21	66
1974	Skip Butler	0	29	9	56
1975	Skip Butler	0	31	18	85
1976	Skip Butler	0	24	16	72
1977	Toni Fritsch	0	19	12	55
1978	*Earl Campbell (RB)*	*13*	*0*	*0*	*78*
1979	Earl Campbell (RB)	19	0	0	114
1980	Toni Fritsch	0	26	19	83
1981	Toni Fritsch	0	32	15	77
1982	Dave Casper (TE)	6	0	0	36
1983	Florian Kempf	0	33	17	84
1984	Joe Cooper	0	13	11	46
1985	Tony Zendejas	0	29	21	92
1986	Tony Zendejas	0	28	22	94
1987	Tony Zendejas	0	32	20	92
1988	Tony Zendejas	0	48	22	114
1989	Tony Zendejas	0	40	25	115
1990	Lorenzo White (RB)	12	0	0	72
1991	Ian Howfield	0	25	13	64
1992	Al Del Greco	0	41	21	104
1993	Al Del Greco	0	39	29	126
1994	Al Del Greco	0	18	16	66
1995	Al Del Greco	0	33	27	114
1996	Al Del Greco	0	35	32	131
1997	Al Del Greco	0	32	27	113
1998	Al Del Greco	0	28	36	136

YEAR-BY-YEAR LEADERS

Year	Player	TD	PAT	FG	Tot
1999	Al Del Greco	0	43	21	106
2000	Al Del Greco	0	37	27	118
2001	Joe Nedney	0	34	20	94
2002	Joe Nedney	0	36	25	111
2003	Gary Anderson	0	42	27	123
2004	Gary Anderson	0	37	17	88
2005	Rob Bironas	0	30	23	99
2006	Rob Bironas	0	32	22	98
2007	Rob Bironas	0	28	35	133
2008	Rob Bironas	0	40	29	127
2009	Rob Bironas	0	37	27	118
2010	Rob Bironas	0	38	24	110
2011	Rob Bironas	0	34	29	121
2012	Rob Bironas	0	35	25	110
2013	Rob Bironas	0	41	25	116
2014	Ryan Succop	0	27	19	84
2015	Ryan Succop	0	29	14	71
2016	Ryan Succop	0	39	22	105
2017	Ryan Succop	0	31	35	136
2018	Ryan Succop	0	28	26	106
2019	Derrick Henry (RB)	18	0	0	108
2020	Derrick Henry (RB)	17	0	0	104
2021	Randy Bullock	0	42	26	120
2022	Randy Bullock	0	28	17	79
2023	Nick Folk	0	28	29	115
2024	Nick Folk	0	25	21	88

Year	Player	No	Yds	Avg	Lg	TD
1999	Derrick Mason	41	805	19.6	41	0
2000	Derrick Mason	42	1,132	27.0	66	0
2001	Derrick Mason	34	748	22.0	101t	1
2002	*John Simon*	*20*	*371*	*18.6*	*29*	*0*
2003	Jake Schifino	35	703	20.1	39	0
2004	Jason McAddley	38	849	22.3	45	0
2005	*Pacman Jones*	*43*	*1,127*	*26.2*	*85*	*0*
2006	Bobby Wade	50	1,194	23.9	48	0
2007	*Michael Griffin*	*18*	*422*	*23.4*	*48*	*0*
2008	Chris Carr	35	984	28.1	52	0
2009	*Kenny Britt*	*24*	*523*	*21.8*	*56*	*0*
2010	*Marc Mariani*	*60*	*1,530*	*25.5*	*98t*	*1*
2011	Marc Mariani	32	748	23.4	49	0
2012	Darius Reynaud	53	1,240	23.4	105t	1
2013	Leon Washington	16	481	30.1	95	0
2014	Leon Washington	31	738	23.8	52	0
2015	Dexter McCluster	13	285	21.9	32	0
2016	Marc Mariani	26	560	21.5	37	0
2017	*Adoree' Jackson*	*25*	*578*	*23.1*	*57*	*0*
2018	Darius Jennings	22	698	31.7	94t	1
2019	Kalif Raymond	18	403	22.4	45	0
2020	Kalif Raymond	15	275	18.3	30	0
2021	Chester Rogers	14	282	20.1	37	0
2022	*Hassan Haskins*	*19*	*414*	*21.8*	*37*	*0*
2023	***Tyjae Spears***	***13***	***270***	***20.8***	***33***	***0***
2024	*Jha'Quan Jackson*	*16*	*412*	*25.8*	*34*	*0*

KICKOFF RETURNS

Year	Player	No	Yds	Avg	Lg	TD
1960	Ken Hall	19	594	31.3	104t	1
1961	Billy Cannon	18	439	24.4	47	0
1962	Bobby Jancik	24	726	30.3	61	0
1963	Bobby Jancik	45	1,315	29.3	53	0
1964	Ode Burrell	17	449	26.4	93t	1
1965	Bobby Jancik	18	430	23.9	43	0
1966	Bobby Jancik	34	875	25.7	53	0
1967	Zeke Moore	14	405	28.9	92	1
1968	Zeke Moore	32	787	24.6	45	0
1969	Jerry LeVias	38	940	24.7	87	0
1970	Jerry LeVias	26	598	23.0	37	0
1971	Linzy Cole	32	834	26.1	45	0
1972	*Willie Rodgers*	*17*	*335*	*19.7*	*31*	*0*
1973	Bob Gresham	27	723	26.8	103t	1
1974	*Billy Johnson*	*29*	*785*	*27.1*	*67*	*0*
1975	Billy Johnson	33	798	24.2	81t	1
1976	Billy Johnson	26	579	22.2	53	0
1977	Billy Johnson	25	630	25.2	76t	1
1978	Johnnie Dirden	32	780	24.4	60	0
1979	*Richard Ellender*	*24*	*514*	*21.4*	*35*	*0*
1980	Carl Roaches	37	746	20.2	46	0
1981	Carl Roaches	28	769	27.5	96t	1
1982	Carl Roaches	21	441	21.0	45	0
1983	*Steve Brown*	*31*	*795*	*25.6*	*93t*	*1*
1984	Carl Roaches	30	679	22.6	49	0
1985	*Willie Drewrey*	*26*	*642*	*24.7*	*52*	*0*
1986	Willie Drewrey	25	500	20.0	32	0
	Allen Pinkett	*26*	*519*	*20.0*	*48*	*0*
1987	*Curtis Duncan*	*28*	*546*	*19.5*	*62*	*0*
1988	Leonard Harris	34	678	19.9	56	0
1989	Kenny Johnson	21	372	17.7	39	0
1990	Gerald McNeil	27	551	20.4	64	0
1991	Allen Pinkett	26	508	19.5	41	0
1992	Pat Coleman	14	290	20.7	28	0
1993	Willie Drewrey	15	293	19.5	34	0
1994	Todd McNair	23	481	20.9	44	0
1995	Mel Gray	53	1,183	22.3	54	0
1996	Mel Gray	50	1,224	24.5	88	0
1997	*Derrick Mason*	*26*	*551*	*21.2*	*54*	*0*
1998	Mike Archie	42	913	21.7	50	0

PUNT RETURNS

Year	Player	No	Yds	Avg	Lg	TD
1960	*Billy Cannon*	*4*	*96*	*24.0*	*51*	*0*
1961	Billy Cannon	9	70	7.8	20	0
1962	Bobby Jancik	14	164	11.7	21	0
1963	Bobby Jancik	13	145	11.2	56	0
1964	Bobby Jancik	14	220	15.7	82t	1
1965	Bobby Jancik	12	85	7.1	25	0
1966	Ode Burrell	8	76	9.5	29	0
1967	Larry Carwell	9	154	17.1	54	0
1968	Sid Blanks	22	179	8.1	39	0
1969	Jerry LeVias	35	292	8.3	46	0
1970	Jerry LeVias	25	213	8.5	33	0
1971	Linzy Cole	14	107	7.6	31	0
1972	Ken Houston	25	148	5.9	33	0
1973	Jeff Severson	16	126	7.9	74	0
1974	*Billy Johnson*	*30*	*409*	*13.6*	*49*	*0*
1975	Billy Johnson	40	612	15.3	83t	3
1976	Billy Johnson	39	397	10.2	46	0
1977	Billy Johnson	35	539	15.4	87t	2
1978	Ronnie Coleman	16	142	8.9	32	0
1979	*Richard Ellender*	*31*	*203*	*6.5*	*36*	*0*
1980	Carl Roaches	47	384	8.2	68	0
1981	Carl Roaches	39	296	7.6	40	0
1982	Carl Roaches	19	104	5.5	25	0
1983	Carl Roaches	20	159	8.0	23	0
1984	Carl Roaches	26	152	5.8	18	0
1985	*Willie Drewrey*	*24*	*215*	*9.0*	*23*	*0*
1986	Willie Drewrey	25	262	7.7	25	0
1987	Kenny Johnson	24	196	8.2	26	0
1988	Kenny Johnson	30	170	5.7	16	0
1989	Kenny Johnson	19	122	6.4	19	0
1990	Gerald McNeil	30	172	5.7	26	0
1991	Pat Coleman	22	138	6.3	24	0
1992	Webster Slaughter	20	142	7.1	20	0
1993	Willie Drewrey	41	275	6.7	18	0
1994	Ernest Givins	37	210	5.7	78t	1
1995	Mel Gray	30	303	10.1	20	0
1996	Mel Gray	22	205	9.3	40	0
1997	Mel Gray	17	144	8.5	30	0
1998	Derrick Mason	31	228	7.4	25	0
1999	Derrick Mason	26	225	8.7	65t	1

YEAR-BY-YEAR LEADERS

Year	Player	No	Yds	Avg	Lg	TD
2000	Derrick Mason	51	662	13.0	69t	1
2001	Derrick Mason	20	128	6.4	20	0
2002	*John Simon*	*13*	*113*	*8.7*	*30*	*0*
2003	Justin McCareins	29	330	11.4	58t	1
2004	Derrick Mason	24	93	3.9	13	0
2005	*Pacman Jones*	*29*	*272*	*9.4*	*52t*	*1*
2006	Pacman Jones	34	440	12.9	90t	3
2007	*Chris Davis*	*31*	*293*	*9.5*	*39*	*0*
2008	Chris Carr	32	323	10.1	44	0
2009	Alvin Pearman	11	112	10.2	18	0
2010	*Marc Mariani*	*27*	*329*	*12.2*	*87t*	*1*
2011	Marc Mariani	46	490	10.7	79t	1
2012	Darius Reynaud	31	410	13.2	81t	2
2013	Darius Reynaud	18	135	7.5	35	0
2014	Dexter McCluster	22	155	7.0	48	0
2015	Dexter McCluster	24	217	9.0	37	0
2016	Marc Mariani	29	235	8.1	18	0
2017	*Adoree' Jackson*	*34*	*290*	*8.5*	*46*	*0*
2018	Adoree' Jackson	16	148	9.3	26	0
2019	Adam Humphries	12	78	6.5	21	0
2020	Kalif Raymond	23	208	9.0	40	0
2021	Chester Rogers	30	293	9.8	55	0
2022	C.J. Board	14	147	10.5	19	0
2023	*Eric Garror*	*21*	*159*	*7.6*	*15*	*0*
2024	*Jha'Quan Jackson*	*28*	*215*	*7.7*	*20*	*0*

INTERCEPTIONS

Year	Player	No	Yds	Avg	Lg	TD
1960	*Mark Johnston (CB)*	*4*	*42*	*10.5*	*33*	*0*
	Dennit Morris (LB)	4	32	8.0	26	0
	Julian Spence (S)	4	5	1.3	5	0
1961	Jim Norton (S)	9	150	16.7	36	0
1962	Jim Norton (S)	8	75	9.4	36	0
1963	Fred Glick (S)	12	180	15.0	40	1
1964	*Pete Jaquess (CB)*	*8*	*141*	*17.6*	*98t*	*1*
1965	W.K. Hicks (CB)	9	156	17.3	31	0
1966	Jim Norton (S)	4	125	31.3	56	0
	Fred Glick (S)	4	47	11.8	41	0
1967	Miller Farr (CB)	10	264	26.4	67	3
1968	Ken Houston (S)	5	160	32.0	66t	2
1969	Miller Farr (CB)	6	48	8.0	35	0
1970	Zeke Moore (CB)	6	85	14.2	32	0
1971	Ken Houston (S)	9	220	24.4	48t	4
1972	Bob Atkins (S)	2	37	18.5	34	0
	John Charles (S)	2	6	3.0	6	0
1973	Guy Roberts (LB)	4	55	13.8	27	0
	Jeff Severson (S)	4	24	6.0	19	0
1974	Bob Atkins (S)	6	85	14.2	36	0
1975	Zeke Moore (CB)	5	137	27.4	74	0
1976	C.L. Whittington (S)	5	103	20.6	50	0
1977	Mike Reinfeldt (S)	5	78	15.6	30	0
1978	Willie Alexander (CB)	5	51	10.2	29	0
1979	Mike Reinfeldt (S)	12	205	17.1	39	0
1980	Jack Tatum (S)	7	100	14.3	35	0
1981	Greg Stemrick (CB)	3	94	31.3	38	0
	Carter Hartwig (DB)	3	78	26.0	36	0
1982	Robert Brazile (LB)	1	31	31.0	31	0
	Gregg Bingham (LB)	1	8	8.0	8	0
	Vernon Perry (S)	1	8	8.0	8	0
1983	Willie Tullis (DB)	5	65	13.0	44	0
1984	Willie Tullis (DB)	4	48	12.0	22	0
1985	Steve Brown (CB)	5	41	8.2	22	0
1986	Allen Lyday (S)	3	24	8.0	24	0
	Patrick Allen (CB)	3	20	6.7	18	0
1987	Keith Bostic (S)	6	-14	-2.3	7	0
1988	Jeff Donaldson (S)	4	29	7.3	23	0
1989	Steve Brown (CB)	5	54	10.8	41	0
1990	Richard Johnson (CB)	8	100	12.5	35	1
1991	Cris Dishman (CB)	6	61	10.2	43	0
1992	Jerry Gray (CB)	6	24	4.0	22	0
1993	Marcus Robertson (S)	7	137	19.6	69	0
1994	Darryll Lewis (CB)	5	57	11.4	20	0
1995	Darryll Lewis (CB)	6	145	24.2	98t	1
1996	Darryll Lewis (CB)	5	103	20.6	53	1
1997	Darryll Lewis (CB)	5	115	23.0	47t	1
	Marcus Robertson (S)	5	127	25.4	48	0
1998	Darryll Lewis (CB)	4	40	10.0	33	0
1999	Samari Rolle (CB)	4	65	16.3	30	0
2000	Samari Rolle (CB)	7	140	20.0	81t	1
2001	*Andre Dyson (CB)*	*3*	*36*	*12.0*	*36*	*0*
	Samari Rolle (CB)	3	3	1.0	3	0
2002	Lance Schulters (S)	6	56	9.3	28	0
2003	Samari Rolle (CB)	6	141	23.5	52	0
2004	Andre Dyson (CB)	6	135	22.5	44	0
2005	*Reynaldo Hill (CB)*	*3*	*88*	*29.3*	*52t*	*1*
2006	Chris Hope (S)	5	105	21.0	61t	1
2007	Keith Bulluck (LB)	5	63	12.6	35	0
2008	Michael Griffin (S)	7	172	24.6	83t	1
2009	Cortland Finnegan (CB)	5	194	38.8	80	1
2010	Michael Griffin (S)	4	50	12.5	28	0
2011	Michael Griffin (S)	2	0	0.0	0	0
	Jason McCourty (CB)	2	52	26.0	30	0
2012	Michael Griffin (S)	4	59	14.8	33	0
	Jason McCourty (CB)	4	29	7.3	28	0
2013	Alterraun Verner (CB)	5	68	13.6	34	1
2014	Jason McCourty (CB)	3	0	0.0	0	0
2015	Zach Brown (LB)	2	45	22.5	45	0
	Coty Sensabaugh (CB)	2	42	21.0	26t	1
2016	Perrish Cox (CB)	3	3	1.0	3	0
2017	Kevin Byard (S)	8	130	16.3	33	0
2018	Kevin Byard (S)	4	1	0.3	1	0
2019	Kevin Byard (S)	5	79	15.8	28	0
2020	Malcolm Butler (CB)	4	111	27.8	68	0
	Amani Hooker (S)	**4**	**11**	**2.8**	**6**	**0**
2021	Kevin Byard (S)	5	66	13.2	24t	1
2022	Kevin Byard (S)	4	57	14.3	28	0
2023	Sean Murphy-Bunting (CB)	2	12	6.0	10	0
2024	**Amani Hooker**	**5**	**68**	**13.6**	**30**	**0**

SACKS

Year	Player	Total
1960	*Don Floyd (DE)*	*4*
1961	Doug Cline (LB)	6
1962	Ed Husmann (DT)	10
1963	Ed Husmann (DT)	5
	Gary Cutsinger (DE)	5
1964	Ed Husmann (DT)	4
	Don Floyd (DE)	4
1965	Gary Cutsinger (DE)	7
1966	Gary Cutsinger (DE)	5
1967	George Rice (DT)	6
1968	Pat Holmes (DE)	6
1969	Elvin Bethea (DE)	14
1970	Elvin Bethea (DE)	9.5
1971	Elvin Bethea (DE)	13
1972	Mike Tilleman (DT)	12
1973	Elvin Bethea (DE)	17
1974	Ted Washington (LB)	11
1975	Curly Culp (DT)	11.5
1976	Elvin Bethea (DE)	14.5
1977	James Young (DE)	7.5
1978	Elvin Bethea (DE)	8
1979	*Jesse Baker (DE)*	*15.5*
1980	Mike Stensrud (DE)	7
1981	Jesse Baker (DE)	10
1982	Jesse Baker (DE)	7.5
1983	Jesse Baker (DE)	5.5

YEAR-BY-YEAR LEADERS

Year	Player	Total
1984	Jesse Baker (DE)	11
1985	Jesse Baker (DE)	5.5
1986	Ray Childress (DE)	5
1987	Ray Childress (DE)	6
1988	Ray Childress (DE)	8.5
	William Fuller (DE)	8.5
1989	Ray Childress (DE)	8.5
1990	Sean Jones (DE)	12.5
1991	William Fuller (DE)	15
1992	Ray Childress (DE)	13
1993	Sean Jones (DE)	13
1994	Lamar Lathon (DE)	8.5
1995	*Anthony Cook (DE)*	*4.5*
	Henry Ford (DE)	4.5
1996	Anthony Cook (DE)	7.5
1997	*Kenny Holmes (DE)*	*7*
	Gary Walker (DT)	7
1998	Lonnie Marts (LB)	4
1999	*Jevon Kearse (DE)*	*14.5*
2000	Jevon Kearse (DE)	11.5
2001	Jevon Kearse (DE)	10.0
2002	Kevin Carter (DE)	10.0
2003	Jevon Kearse (DE)	9.5
2004	Kevin Carter (DE)	6.0
2005	Kyle Vanden Bosch (DE)	12.5
2006	Kyle Vanden Bosch (DE)	6.5
2007	Kyle Vanden Bosch (DE)	12
2008	Albert Haynesworth (DT)	8.5
2009	Jacob Ford (DE)	5.5
2010	Jason Babin (DE)	12.5
2011	*Karl Klug (DT)*	*7.0*
2012	Derrick Morgan (DE)	6.5
2013	Jurrell Casey (DT)	10.5
2014	Derrick Morgan (OLB)	6.5
2015	Jurrell Casey (DT)	7.0
	Brian Orakpo (OLB)	7.0
2016	Brian Orakpo (OLB)	10.5
2017	Derrick Morgan (OLB)	7.5
2018	Jurrell Casey (DT)	7.0
2019	Harold Landry III (OLB)	9.0
2020	Harold Landry III (OLB)	5.5
2021	Harold Landry III (OLB)	12.0
2022	Denico Autry (OLB)	8.0
2023	Denico Autry (DL)	11.5
2024	Harold Landry III (OLB)	9.0

TACKLES (SINCE 1974)

Year	Player	Solo	Assist	Total
1974	Gregg Bingham (LB)	128	78	206
1975	Gregg Bingham (LB)	110	75	185
1976	Gregg Bingham (LB)	100	91	191
1977	Gregg Bingham (LB)	95	95	190
1978	Gregg Bingham (LB)	109	114	223
1979	Gregg Bingham (LB)	100	103	203
1980	Gregg Bingham (LB)	112	100	212
1981	Gregg Bingham (LB)	112	60	172
1982	Daryl Hunt (LB)	61	24	85
1983	Gregg Bingham (LB)	87	48	135
1984	Robert Abraham (LB)	106	92	198
1985	Avon Riley (LB)	80	67	147
1986	John Grimsley (LB)	112	87	199
1987	*Al Smith (LB)*	*46*	*56*	*102*
1988	John Grimsley (LB)	70	45	115
1989	John Grimsley (LB)	73	30	103
1990	Al Smith (LB)	78	26	104
1991	Al Smith (LB)	101	45	146
1992	Al Smith (LB)	70	52	122
1993	Al Smith (LB)	67	28	95
1994	Al Smith (LB)	97	45	142
1995	Blaine Bishop (S)	75	22	97
1996	Blaine Bishop (S)	73	36	100
1997	Barron Wortham (LB)	61	36	97
1998	Joe Bowden (LB)	88	57	145
1999	Blaine Bishop (S)	83	30	113
	Eddie Robinson (LB)	64	49	113
2000	Randall Godfrey (LB)	97	72	169
2001	Randall Godfrey (LB)	79	32	111
2002	Keith Bulluck (LB)	116	64	180
2003	Keith Bulluck (LB)	110	61	171
2004	Keith Bulluck (LB)	108	63	171
2005	Keith Bulluck (LB)	106	44	150
2006	Keith Bulluck (LB)	107	54	161
2007	David Thornton (LB)	97	43	140
2008	Keith Bulluck (LB)	83	37	120
2009	Stephen Tulloch (LB)	95	37	132
2010	Stephen Tulloch (LB)	121	48	169
2011	Jordan Babineaux (S)	81	36	117
2012	Akeem Ayers (LB)	79	31	110
2013	Bernard Pollard (S)	93	49	142
2014	Wesley Woodyard (LB)	66	68	134
2015	Avery Williamson (LB)	79	58	137
2016	Avery Williamson (LB)	76	73	149
2017	Wesley Woodyard (LB)	104	68	172
2018	Wesley Woodyard (LB)	85	39	124
2019	Rashaan Evans (LB)	84	55	139
2020	Kevin Byard (S)	79	32	111
2021	Kevin Byard (S)	58	30	88
2022	Kevin Byard (S)	69	37	106
2023	Azeez Al-Shaair (LB)	84	79	163
2024	Kenneth Murray Jr. (LB)	57	38	95

INDIVIDUAL RECORDS: SERVICE

Number of Games Played in Regular Season
1960–1977: 14 games
1978–1981,1983–1986, 1988–2020: 16 games
1982: 9 games
1987: 15 games
2021–present: 17 games

Most Seasons
19 Bruce Matthews, 1983-2001
16 Elvin Bethea, 1968-83
13 Brad Hopkins, 1993-2005
13 Brett Kern, 2009-21
12 Gregg Bingham, 1973-84
12 Mike Munchak, 1982-93
12 Craig Hentrich, 1998-09

Most Seasons, Active
7 **Jeffery Simmons**, 2019-25
7 **Amani Hooker**, 2019-25

Most Games Played
296 Bruce Matthews, 1983-2001
210 Elvin Bethea, 1968-83
197 Brett Kern, 2009-21
194 Brad Hopkins, 1993-2005
177 Craig Hentrich, 1998-2009
173 Gregg Bingham, 1973-84
160 Ray Childress, 1985-95
159 Mike Munchak, 1982-93
157 Keith Bulluck, 2000-09
152 Benji Olson, 1998-2007
151 Al Del Greco, 1991-2000
148 Michael Roos, 2005-14
147 Robert Brazile, 1975-84
146 Ted Thompson, 1975-84
145 Zeke Moore, 1967-77
144 Rob Bironas, 2005-13
144 Ken Burrough, 1971-81
141 Michael Griffin, 2007-15
141 Warren Moon, 1984-93

Most Games Played, Active
96 **Jeffery Simmons**, 2019-25
93 **Amani Hooker**, 2019-25

Most Consecutive Games Played
232 Bruce Matthews, 1987-2001
177 Brett Kern, 2009-21
147 Robert Brazile, 1975-84
146 Craig Hentrich, 1998-2007
144 Rob Bironas, 2005-13
135 Beau Brinkley, 2012-20
135 Elvin Bethea, 1968-77
135 Keith Bulluck, 2000-09
134 Gregg Bingham, 1973-81
128 Eddie George, 1996-2003

Most Consecutive Games Played, Active
82 **Morgan Cox**, 2021-25
65 **Chig Okonkwo**, 2022-25

Most Consecutive Games Started
229 Bruce Matthews, 1987-2001
147 Robert Brazile, 1975-84
135 Elvin Bethea, 1968-77
134 Gregg Bingham, 1973-81
128 Eddie George, 1996-2003
127 Keith Bulluck, 2001-09

Most Consecutive Games Started, Active
44 **Peter Skoronski**, 2023-25
15 **Tony Pollard**, 2024-25

INDIVIDUAL RECORDS: SCORING

Most Seasons Leading Team
9 Rob Bironas, 2005-13
9 Al Del Greco, 1992-2000
7 George Blanda, 1960-66
5 Ryan Succop, 2014-18
5 Tony Zendejas, 1985-90

Most Consecutive Seasons Leading Team
9 Rob Bironas, 2005-13
9 Al Del Greco, 1992-2000
7 George Blanda, 1960-66
5 Ryan Succop, 2014-18
5 Tony Zendejas, 1985-89

POINTS

Career
1,060 Al Del Greco, 1991-2000 (322 PAT, 246 FG)
1,032 Rob Bironas, 2005-13 (315 PAT, 239 FG)
598 George Blanda, 1960-66 (4 TD, 301 PAT, 91 FG)
562 Derrick Henry, 2016-2023 (93 TD, 2 two-point)
548 Tony Zendejas, 1985-90 (197 PAT, 117 FG)
529 Ryan Succop, 2014-19 (178 PAT, 117 FG)
450 Eddie George, 1996-2003 (74 TD, 3 two-point)
438 Earl Campbell, 1978-84 (73 TD)

Season
136 Ryan Succop, 2017 (31 PAT, 35 FG)
136 Al Del Greco, 1998 (28 PAT, 36 FG)
133 Rob Bironas, 2007 (28 PAT, 35 FG)
131 Al Del Greco, 1996 (35 PAT, 32 FG)
127 Rob Bironas, 2008 (40 PAT, 29 FG)
126 Al Del Greco, 1993 (39 PAT, 29 FG)
123 Gary Anderson, 2003 (42 PAT, 27 FG)

Most Seasons, 100 or More Points
8 Al Del Greco, 1992-93, 1995-2000
7 Rob Bironas, 2007-13
3 Ryan Succop, 2016-18
2 George Blanda, 1960-61
2 Tony Zendejas, 1988-89
2 Derrick Henry, 2019-20

Season, Rookie
92 Tony Zendejas, 1985 (29 PAT, 21 FG)
86 Roy Gerela, 1969 (29 PAT, 19 FG)
72 Bill Groman, 1960 (12 TD)

Game
30 Billy Cannon, @ N.Y. Titans, 12/10/61 (5 TD)
26 Rob Bironas, @ Hou., 10/21/07 (8 FG, 2 PAT)
26 George Blanda, vs. L.A. Chargers, 9/18/60 (3 TD, 5 PAT, 1 FG)

Game, Opponent
24 Art Powell, @ Oakland, 12/22/63
24 Corey Dillon, @ Cincinnati, 12/4/97
19 Robbie Gould, @ San Francisco, 12/17/17
19 Cody Parkey, @ Philadelphia, 11/23/14
19 Horst Muhlmann, vs. Cincinnati, 12/17/72

Most Consecutive Games Scoring
67 Al Del Greco, 1994-00
46 Rob Bironas, 2006-08

TOUCHDOWNS

Career
93 Derrick Henry, 2016-23
74 Eddie George, 1996-2003
73 Earl Campbell, 1978-84
58 Chris Johnson, 2008-13
51 Charlie Hennigan, 1960-66
48 Kenny Burrough, 1971-81
Ernest Givins, 1986-94

Season
19 Earl Campbell, 1979
18 Derrick Henry, 2019
18 Bill Groman, 1961

Game
5 Billy Cannon, @ N.Y. Titans, 12/10/61

Game, Opponent
4 Art Powell, @ Oakland, 12/22/63
4 Bob Hayes, @ Dallas, 12/20/70
4 Corey Dillon, @ Cincinnati, 12/4/97
3 22 times, last by Jonathan Taylor, @ Indianapolis, 12/22/24

Most Consecutive Team Games Scoring TD
8 Bill Groman, 1961
6 DeMarco Murray, 2016
5 Derrick Henry, 2020
5 Derrick Henry, 2019
5 Hoyle Granger, 1967

5 Ken Burrough, 1977
5 Earl Campbell, 1979
5 Earl Campbell, 1983
5 Chris Sanders, 1995
5 Eddie George, 1998-99
5 Kenny Britt, 2010

POINTS AFTER TOUCHDOWNS

Career
322 Al Del Greco, 1991-2000
315 Rob Bironas, 2005-13
301 George Blanda, 1960-66
197 Tony Zendejas, 1985-90
178 Ryan Succop, 2014-19
149 Toni Fritsch, 1977-81

Season
64 George Blanda, 1961
48 George Blanda, 1962
Tony Zendejas, 1988

Game
8 George Blanda, vs. N.Y. Titans, 10/14/62
7 George Blanda, @ Denver, 11/5/61
7 George Blanda, vs. N.Y. Titans, 11/19/61
7 George Blanda, @ Oakland, 12/22/63
7 Teddy Garcia, vs. Cleveland, 12/9/90

Most Made, Opponent, Game
8 Stephen Gostkowski, @ New England, 10/18/09
7 Jake Bates, @ Detroit, 10/27/24
7 Mason Crosby, @ Green Bay, 12/23/12
7 Cotton Davidson, @ Oakland, 12/22/63
7 Horst Muhlmann, vs. Cincinnati, 12/17/72
7 Jim Breech, @ Cincinnati, 12/17/89
7 Sebastian Janikowski, @ Oakland, 9/29/02
7 Lawrence Tynes, vs. Kansas City, 12/13/04

Most Consecutive PATs
285 Rob Bironas, 2006-13
229 Al Del Greco, 1993-2000
79 Gary Anderson, 2003-04
76 Al Del Greco, 1991-93
75 Skip Butler, 1972-76

Most Two-Point Conversions, Career
3 Eddie George, 1996-2003
3 Haywood Jeffires, 1987-95
3 Steve McNair, 1995-2005
3 Ryan Tannehill, 2019-2022

Most Two-Point Conversions, Season
3 Haywood Jeffires, 1994

Most Two-Point Conversions, Game
1 41 times, last by **Josh Whyle** (pass) vs. Houston, 1/5/25

Most Two-Point Conversions, Opponent, Game
2 Charles Johnson @ Pittsburgh, 11/1/98 (pass, pass)

Most Defensive Two-Point Conversions, Game
1 **Amani Hooker** vs. Indianapolis, 12/3/23

FIELD GOALS

Most Attempted, Career
295 Al Del Greco, 1991-2000
279 Rob Bironas, 2005-13
187 George Blanda, 1960-66
163 Tony Zendejas, 1985-90
140 Ryan Succop, 2014-19
122 Skip Butler, 1972-77

Most Attempted, Season
42 Ryan Succop, 2017
40 Roy Gerela, 1969
39 Al Del Greco, 1998
39 Rob Bironas, 2007
38 Al Del Greco, 1996
37 Tony Zendejas, 1989
35 Al Del Greco, 1997

Most Attempted, Game
8 Rob Bironas, @ Houston, 10/21/07
6 George Blanda, vs. N.Y. Titans, 10/9/60
6 George Blanda, vs. Denver, 9/14/63
6 Skip Butler, @ Cleveland, 10/12/75
6 Al Del Greco, vs. Atlanta, 12/5/93
6 Stephen Gostkowski, @ Minnesota, 9/27/20

Most Attempted, Opponent, Game
7 Tom Dempsey, Philadelphia, 11/12/72
6 Roy Gerela, Pittsburgh, 12/9/73
6 Jim Breech, @ Cincinnati, 11/1/87
6 John Carney, @ San Diego, 9/19/93
6 Sebastian Janikowski, @ Oakland, 11/24/13
6 Cody Parkey, @ Philadelphia, 11/23/14
6 Blair Walsh, Minnesota, 9/11/16
6 Robbie Gould, @ San Francisco, 12/17/17
6 Justin Tucker, Baltimore, 10/15/23

Most Made, Career
246 Al Del Greco, 1991-2000
239 Rob Bironas, 2005-13
117 Ryan Succop, 2014-19
117 Tony Zendejas, 1985-90
91 George Blanda, 1960-66
81 Toni Fritsch, 1977-81

Most Made, Season
36 Al Del Greco, 1998
35 Ryan Succop, 2017
35 Rob Bironas, 2007
32 Al Del Greco, 1996
29 Nick Folk, 2023
29 Al Del Greco, 1993
29 Rob Bironas, 2008
29 Rob Bironas, 2011

Most Made, Game
* 8 Rob Bironas, @ Houston, 10/21/07
6 Stephen Gostkowski, @ Minnesota, 9/27/20
5 Nick Folk, @ Miami, 9/30/24
5 Nick Folk, @ New Orleans, 9/10/23
5 Ryan Succop, vs. Indianapolis, 10/16/17
5 Al Del Greco, @ Philadelphia, 12/3/2000
5 Roy Gerela, vs. Miami, 9/28/69
* Denotes NFL Record

Most Made, Opponent, Game
6 Justin Tucker, Baltimore, 10/15/23
6 Robbie Gould, @ San Francisco, 12/17/17
6 Tom Dempsey, vs. Philadelphia, 11/12/72
6 John Carney, @ San Diego, 9/19/93
5 9 times, last by Nick Folk, @ New England, 11/28/21

Most Consecutive Field Goals Made
20 Nick Folk, 2023-24
20 Nick Folk, 2023
20 Al Del Greco, 1998-99
20 Rob Bironas, 2007-08
20 Rob Bironas, 2010
20 Rob Bironas, 2011-12
19 Ryan Succop, 2016-17
19 Rob Bironas, 2007
18 Al Del Greco, 1995-96
16 Ryan Succop, 2017
15 Ryan Succop, 2014-15

Most Consecutive Games With Field Goal Made
20 Rob Bironas, 2009-10
19 Rob Bironas, 2006-07
13 Rob Bironas, 2011-12
12 Al Del Greco, 1998
12 Gary Anderson, 2003
12 Rob Bironas, 2008
10 George Blanda, 1964-65
10 George Blanda, 1966
10 Ryan Succop, 2016-17

Longest Field Goal
60 Rob Bironas, vs. Indianapolis, 12/3/06
57 **Joey Slye**, vs. Indianapolis, 9/21/25
57 **Joey Slye**, vs. L.A. Rams, 9/14/25
56 **Joey Slye**, vs. Houston, 11/16/25
56 Nick Folk, @ Houston, 11/24/24
56 Al Del Greco, vs. San Francisco, 10/27/96
56 Rob Bironas, @ Denver, 11/19/07
55 **Joey Slye**, vs. L.A. Rams, 9/14/25
55 Stephen Gostkowski, @ Minnesota, 9/27/20
55 Rob Bironas, vs. Denver, 10/3/10
55 Rob Bironas, vs. Houston, 12/29/13
55 George Blanda, vs. San Diego, 12/3/61
54 Stephen Gostkowski, @ Minnesota, 9/27/20
54 George Blanda, @ Oakland, 12/9/62
54 Skip Butler, @ Buffalo, 9/19/76
54 Al Del Greco, vs. Kansas City, 9/20/92

INDIVIDUAL RECORDS: SCORING

54 Ryan Succop, @ Buffalo, 10/7/18

Longest Field Goal, Opponent
64 Matt Prater, @ Denver, 12/8/13
56 Jason Myers, @ Jacksonville, 12/24/16
56 Jason Elam, Denver, 11/26/95
55 Chris Bahr, @ Cincinnati, 9/23/79
55 Matt Stover, Cleveland, 11/17/91
54 (eight times, last by Ka'imi Fairbairn, @ Houston, 11/24/24)

Highest Field Goal Percentage, Career (100 made)
85.7 Rob Bironas, 2005-13, (239 of 279)
83.6 Ryan Succop, 2014-19 (117 of 140)
83.4 Al Del Greco, 1991-2000, (246 of 295)

Highest Field Goal Percentage, Season
96.7 Nick Folk, 2023 (29 of 30)
95.5 Nick Folk, 2024 (21 of 22)
92.3 Al Del Greco, 1998 (36 of 39)
92.3 Rob Bironas, 2010 (24 of 26)
91.7 Ryan Succop, 2016 (22 of 24)
90.6 Rob Bironas, 2011 (29 of 32)
89.7 Rob Bironas, 2007 (35 of 39)
87.9 Rob Bironas, 2008 (29 of 33)
87.5 Ryan Succop, 2015 (14 of 16)
87.1 Gary Anderson, 2003 (27 of 31)
87.1 Al Del Greco, 1995 (27 of 31)
86.7 Ryan Succop, 2018 (26 of 30)

SAFETIES

Most Safeties, Career
2 Elvin Bethea (1968-83)
2 James Young (1977-79)

Most Safeties, Game (Individual)
1 Many times, last by Harold Landry III at Houston (11/24/24), sack in end zone

INDIVIDUAL RECORDS: RUSHING

Most Seasons Leading Team
8 Eddie George, 1996-2003
7 Derrick Henry, 2017-23
6 Earl Campbell, 1978-84
6 Chris Johnson, 2008-13
4 Mike Rozier, 1985-90

Most Consecutive Seasons Leading Team
8 Eddie George, 1996-2003
7 Derrick Henry, 2017-23
6 Earl Campbell, 1978-83
6 Chris Johnson, 2008-13
4 Mike Rozier, 1985-88

ATTEMPTS

Career
2,733 Eddie George, 1996-2003
2,030 Derrick Henry, 2016-23
1,979 Earl Campbell, 1978-84
1,742 Chris Johnson, 2008-13
1,000 Lorenzo White, 1988-94
910 Mike Rozier, 1985-90
907 Charles Tolar, 1960-66
773 Hoyle Granger, 1966-70, 72

Season
403 Eddie George, 2000
378 Derrick Henry, 2020
373 Earl Campbell, 1980
368 Earl Campbell, 1979
361 Earl Campbell, 1981

Game
39 Earl Campbell, vs. Seattle, 10/11/81
38 Earl Campbell, @ Kansas City, 10/12/80
37 Earl Campbell, vs. Cincinnati, 10/4/81

Game, Opponent
39 Corey Dillon, @ Cincinnati, 12/4/97
34 Rodney Hampton, N.Y. Giants, 11/21/94
33 Le'Veon Bell, Pittsburgh, 11/17/14
32 Greg Pruitt, Cleveland, 12/3/81
32 Tony Collins, @ New England, 11/28/82
32 Melvin Gordon, @ San Diego, 11/6/16

YARDS GAINED

Career
10,009 Eddie George, 1996-2003
9,502 Derrick Henry, 2016-23
8,574 Earl Campbell, 1978-84
7,965 Chris Johnson, 2008-13
4,079 Lorenzo White, 1988-94
3,514 Hoyle Granger, 1966-70, 72
3,439 Steve McNair, 1995-05
3,426 Mike Rozier, 1985-90

Season
2,027 Derrick Henry, 2020
2,006 Chris Johnson, 2009
1,934 Earl Campbell, 1980
1,697 Earl Campbell, 1979
1,540 Derrick Henry, 2019
1,538 Derrick Henry, 2022
1,509 Eddie George, 2000
1,450 Earl Campbell, 1978

Season, Rookie
1,450 Earl Campbell, 1978
1,368 Eddie George, 1996
1,228 Chris Johnson, 2008
947 Rodney Thomas, 1995
756 Sid Blanks, 1964
652 Rob Carpenter, 1977

Game
250 Derrick Henry @ Houston, 1/3/21
238 Derrick Henry vs. Jacksonville, 12/6/18
228 Chris Johnson vs. Jacksonville, 11/1/09
219 Derrick Henry @ Houston, 10/30/22
216 Billy Cannon, @ N.Y. Titans, 12/10/61
216 Eddie George, vs. Oakland, 8/31/97
215 Derrick Henry, at Jacksonville, 12/13/20
212 Derrick Henry, vs. Houston, 10/18/20
211 Derrick Henry, @ Houston, 12/29/19
206 Earl Campbell, @ Chicago, 11/16/80

Game, Opponent
246 Corey Dillon, @ Cincinnati, 12/4/97
218 Jonathan Taylor, @ Indianapolis, 12/22/24
215 Eric Dickerson, @ L.A. Rams, 12/9/84
204 Le'Veon Bell, Pittsburgh, 11/17/14
201 James Brooks, @ Cincinnati, 12/23/90

Longest Run
99 Derrick Henry vs. Jacksonville, 12/6/18 (TD)
94 Derrick Henry vs. Houston, 10/18/20 (TD)
94 Chris Johnson vs. N.Y. Jets, 12/17/12 (TD)
91 Chris Johnson vs. Houston, 9/20/09 (TD)
91 Sid Blanks vs. N.Y. Jets, 12/13/64 (TD)
89 Chris Johnson vs. Jacksonville, 11/1/09 (TD)
87 Marcus Mariota vs. Jacksonville, 12/6/15 (TD)
85 Chris Johnson vs. Arizona, 11/29/09 (TD)
83 Chris Johnson @ Buffalo, 10/21/12 (TD)
81 Earl Campbell vs. Miami, 11/20/78 (TD)

Longest Run, Opponent
97 Lamar Miller, @ Houston, 11/26/18 (TD)
92 Dameon Pierce, vs. Houston, 1/5/25 (TD)
91 Wilbert Montgomery, @ Philadelphia, 12/19/82 (TD)
80 Jonathan Taylor, @ Indianapolis, 10/26/25 (TD)
80 Donald Brown, @ Indianapolis, 12/18/11 (TD)
80 Maurice Jones-Drew, vs. Jacksonville, 11/1/09 (TD)
80 Corey Dillon at Cincinnati, 10/8/2000 (TD)
80 Wray Carlton, vs. Buffalo, 12/5/65 (TD)

Most Seasons, 1,000 or More Yards
7 Eddie George, 1996-2000, 2002-03
6 Chris Johnson, 2008-13
5 Earl Campbell, 1978-81, 1983
5 Derrick Henry, 2018-20, 2022-23
1 10 players, last by **Tony Pollard** in 2024

INDIVIDUAL RECORDS: RUSHING

Most Consecutive Seasons, 1,000 or More Yards

6	Chris Johnson, 2008-13
5	Eddie George, 1996-2000
4	Earl Campbell, 1978-81
3	Derrick Henry, 2018-20
2	Eddie George, 2002-03
2	Derrick Henry, 2022-23

Most Games, 200 or More Yards, Season

4	Earl Campbell, 1980
3	Derrick Henry, 2020

Most Games, 100 or More Yards, Career

39	Earl Campbell, 1978-84
38	Derrick Henry, 2016-23
36	Eddie George, 1996-03
35	Chris Johnson, 2008-13
11	Hoyle Granger, 1966-70, 1972
8	Mike Rozier, 1985-90

Most Games, 100 or More Yards, Season

12	Chris Johnson, 2009
11	Earl Campbell, 1979
10	Earl Campbell, 1980
10	Derrick Henry, 2020
9	Derrick Henry, 2022
8	Chris Johnson, 2010
8	Eddie George, 1997
7	Hoyle Granger, 1967
7	Earl Campbell, 1978, 1983

Most Consecutive Games, 100 or More Yards

12	Chris Johnson, 2009-10
7	Earl Campbell, 1979
6	Earl Campbell, 1980
5	Eddie George, 1998
5	Derrick Henry, 2022
5	Derrick Henry, 2021

AVERAGE GAIN

Career (Minimum 750 attempts)

4.68	Derrick Henry (2016-23)
4.57	Chris Johnson (2008-13)
4.56	Hoyle Granger (1966-70, 1972)
4.33	Earl Campbell (1978-84)
4.08	Lorenzo White (1988-94)

Season

5.60	Chris Johnson, 2009
5.36	Derrick Henry, 2020
5.21	Sid Blanks, 1964
5.18	Earl Campbell, 1980
5.14	Gary Brown, 1993
5.08	Derrick Henry, 2019
5.05	Hoyle Granger, 1967

TOUCHDOWNS

Career

90	Derrick Henry, 2016-23
73	Earl Campbell, 1978-84
64	Eddie George, 1996-2003
50	Chris Johnson, 2008-13
36	Steve McNair, 1995-2005
29	Lorenzo White, 1988-94
27	Mike Rozier, 1985-90

Season

19	Earl Campbell, 1979
17	Derrick Henry, 2020
16	Derrick Henry, 2019
15	LenDale White, 2008
14	Eddie George, 2000
14	Chris Johnson, 2009

Season, Rookie

13	Earl Campbell, 1978

Game

4	Derrick Henry, vs. Jacksonville, 12/6/18
4	Earl Campbell, vs. Miami, 11/20/78
4	Lorenzo White, vs. Cleveland, 12/9/90

Game, Opponent

4	Corey Dillon, @ Cincinnati, 12/4/97
3	14 times, last by Jonathan Taylor, vs. Ind., 10/26/25

Most Consecutive Games, Rushing Touchdown

6	Earl Campbell, 9/4/83–10/16/83
5	Derrick Henry, 9/27/20–11/1/20
5	Derrick Henry, 11/3/19–12/8/19
5	Earl Campbell, 9/16/79–10/14/79
5	DeMarco Murray, 10/16/16–11/13/16
4	(Nine times, last by Derrick Henry, 9/19/22-10/9/22)

INDIVIDUAL RECORDS: PASSING

Most Seasons Leading Team

10	Warren Moon, 1984-93
9	Dan Pastorini, 1971-79
8	Steve McNair, 1997-2003, 2005

Most Consecutive Seasons Leading Team

10	Warren Moon, 1984-93
9	Dan Pastorini, 1971-79
7	George Blanda, 1960-66
7	Steve McNair, 1997-2003

ATTEMPTS

Career

4,546	Warren Moon, 1984-93
3,871	Steve McNair, 1995-2005
2,784	George Blanda, 1960-66
2,767	Dan Pastorini, 1971-79
1,853	Ryan Tannehill, 2019-23
1,765	Marcus Mariota, 2015-19
1,190	Vince Young, 2006-10
1,081	Kerry Collins, 2006-10
824	Pete Beathard, 1967-69
739	Ken Stabler, 1980-81

Season

655	Warren Moon, 1991
584	Warren Moon, 1990
531	Ryan Tannehill, 2021
520	Warren Moon, 1993
518	Matt Hasselbeck, 2011
505	George Blanda, 1964
492	Steve McNair, 1998
492	Steve McNair, 2002

Game

68	George Blanda, @ Buffalo, 11/1/64
60	George Blanda, vs. Oakland, 11/7/65
60	Billy Volek, @ Oakland, 12/19/04

Game, Opponent

68	Patrick Mahomes, @ Kansas City, 11/6/22
61	Colt McCoy, @ Cleveland, 10/2/11
59	Peyton Manning, @ Denver, 12/8/13
54	Matt Barkley, @ Chicago, 11/27/16
54	Blake Bortles, Jacksonville, 10/27/16
54	Matt Schaub, Houston, 12/19/10
54	Eric Zeier, @ Cleveland, 11/5/95

COMPLETIONS

Career

2,632	Warren Moon, 1984-93
2,305	Steve McNair, 1995-2005
1,426	Dan Pastorini, 1971-79
1,347	George Blanda, 1960-66
1,234	Ryan Tannehill, 2019-23
1,110	Marcus Mariota, 2015-19
689	Vince Young, 2006-10
613	Kerry Collins, 2006-10
458	Ken Stabler, 1980-81

Season

404	Warren Moon, 1991
362	Warren Moon, 1990
357	Ryan Tannehill, 2021
319	Matt Hasselbeck, 2011
315	Ryan Tannehill, 2020
303	Warren Moon, 1993
301	Steve McNair, 2002
293	Ken Stabler, 1980

Game

41	Warren Moon, vs. Dallas, 11/10/91
40	Billy Volek, @ Oakland, 12/19/04

39 Billy Volek, @ San Diego, 10/3/04
37 George Blanda, @ Buffalo, 11/1/64
36 Ryan Fitzpatrick, vs. Arizona, 12/15/13
36 Warren Moon, vs. Seattle, 11/7/93

Game, Opponent
43 Patrick Mahomes, @ Kansas City, 11/6/22
40 Colt McCoy, @ Cleveland, 10/2/11
39 Peyton Manning, @ Denver, 12/8/13
37 Peyton Manning, @ Indianapolis, 11/3/02
36 Tim Couch, Cleveland, 9/22/02
36 Peyton Manning, Indianapolis, 10/11/09
36 Drew Brees, New Orleans, 12/11/11
36 Patrick Mahomes, Kansas City, 11/10/19
36 Nick Foles, Chicago, 11/8/20

Consecutive Completions in a Game (Since 1997)
19 Marcus Mariota, @ Houston, 11/26/18
15 Marcus Mariota, vs. Philadelphia, 9/30/18

Consecutive Completions to Begin a Game (Since 1997)
19 Marcus Mariota, @ Houston, 11/26/18
11 **Will Levis**, @ Houston, 11/24/24
11 Ryan Tannehill, vs. Kansas City, 10/24/2021
10 Marcus Mariota, vs. Green Bay, 11/13/16
10 Steve McNair, @ New England, 9/20/98

COMPLETION PERCENTAGE

Career (Minimum 1,500 attempts)
66.6 Ryan Tannehill, 2019-23 (1,234 of 1,853)
62.9 Marcus Mariota, 2015-19 (1,110 of 1,765)
59.5 Steve McNair, 1995-2005 (2,305 of 3,871)
57.9 Warren Moon, 1984-93 (2,632 of 4,546)
51.5 Dan Pastorini, 1971-79 (1,426 of 2,767)
48.4 George Blanda, 1960-66 (1,347 of 2,784)

Season
70.3 Ryan Tannehill, 2019 (201 of 286)
68.9 Marcus Mariota, 2018 (228 of 331)
67.2 Ryan Tannehill, 2021 (357 of 531)
65.6 Cody Carlson, 1992 (149 of 227)
65.5 Ryan Tannehill, 2020 (315 of 481)
65.2 Ryan Tannehill, 2022 (212 of 325)
64.7 Warren Moon, 1992 (224 of 346)
64.5 Ken Stabler, 1980 (293 of 454)
63.2 Chris Chandler, 1995 (225 of 356)
63.1 **Will Levis**, 2024 (190 of 301)
62.6 Steve McNair, 2000 (248 of 396)

Game (Min. 20 attempts)
95.7 Marcus Mariota, @ Houston, 11/26/18 (22 of 23)
88.5 Chris Chandler, @ Cincinnati, 9/24/95 (23 of 26)
85.7 Ken Stabler, vs. Baltimore, 9/21/80 (18 of 21)
83.3 Ryan Tannehill, vs. L.A. Chargers, 9/17/23 (20 of 24)
82.6 Steve McNair, vs. Indianapolis, 12/8/02 (19 of 23)
82.6 Warren Moon, vs. Miami, 10/1/89 (19 of 23)
82.1 Ken Stabler, @ Cleveland, 9/15/80 (23 of 28)
81.8 Marcus Mariota, vs. Jacksonville, 10/27/16 (18 of 22)
81.5 Ryan Tannehill, @ Green Bay, 11/17/22 (22 of 27)
81.0 Ryan Tannehill, @ Indianapolis, 10/2/22 (17 of 21)

YARDS GAINED

Career
33,685 Warren Moon, 1984-93
27,141 Steve McNair, 1995-2005
19,149 George Blanda, 1960-66
16,846 Dan Pastorini, 1971-79
14,447 Ryan Tannehill, 2019-23
13,207 Marcus Mariota, 2015-19
8,098 Vince Young, 2006-10
6,804 Kerry Collins, 2006-10
5,190 Ken Stabler, 1980-81
5,128 Pete Beathard, 1967-69

Season
4,690 Warren Moon, 1991
4,689 Warren Moon, 1990
3,819 Ryan Tannehill, 2020
3,734 Ryan Tannehill, 2021
3,631 Warren Moon, 1989
3,571 Matt Hasselbeck, 2011
3,489 Warren Moon, 1986
3,485 Warren Moon, 1993

Game
527 Warren Moon, @ Kansas City, 12/16/90
492 Billy Volek, @ Oakland, 12/19/04
464 George Blanda, @ Buffalo, 10/29/61
457 Jacky Lee, @ Boston, 10/13/61
432 Warren Moon, vs. Dallas, 11/10/91

Game, Opponent
446 Patrick Mahomes, @ Kansas City, 11/6/22
446 Patrick Mahomes, Kansas City, 11/10/19
425 Peyton Manning, @ Indianapolis, 12/5/04
407 Tom Flores, @ Oakland, 12/22/63
406 Tony Romo, @ Dallas, 10/10/10
397 Peyton Manning, @ Denver, 12/8/13
397 Matt Ryan, @ Atlanta, 9/29/19
393 Andrew Luck, @ Indianapolis, 9/28/14
389 Drew Brees, @ New Orleans, 11/8/15
389 Jim McMahon, @ San Diego, 9/17/89

Most Seasons, 3,000 or More Passing Yards
6 Warren Moon, 1984-93
5 Steve McNair, 1998, 2001-03, 2005
3 George Blanda, 1961, 1963-64

Most Games, 400 or More Passing Yards, Career
4 Warren Moon, 1984-93
2 Billy Volek, 2000-06
2 George Blanda, 1960-66
1 Ryan Fitzpatrick, 2013
1 Jacky Lee, 1960-63; 1966-67
1 Steve McNair, 1995-2005

Most Games, 400 or More Passing Yards, Season
2 Billy Volek, 2004
2 George Blanda, 1961
2 Warren Moon, 1991

Most Games, 300 or More Passing Yards, Career
38 Warren Moon, 1984-93
15 George Blanda, 1960-66
10 Steve McNair, 1995-2005

Most Games, 300 or More Passing Yards, Season
9 Warren Moon, 1990
6 Warren Moon, 1991

Most Consecutive Games, 300 or More Passing Yards
4 Warren Moon, 1990
3 George Blanda, 1964
3 Warren Moon, 1985
3 Warren Moon, 1991

Longest Pass Completion (All TDs)
98 **Will Levis** (to Nick Westbrook-Ikhine), vs. Minnesota, 11/17/24
98 Jacky Lee (to Willard Dewveall), vs. S.D., 11/25/62
95 George Blanda (to Dick Compton), vs. Buffalo, 12/5/65
92 Jacky Lee (to Bill Groman), vs. Denver, 11/20/60

Longest Pass Completion, Opponent (All TDs)
94 Jack Kemp (to Glenn Bass), Buffalo, 10/11/64
90 John McCormick (to Bob Scarpitto), @ Den 10/17/65

TOUCHDOWN PASSES

Career
196 Warren Moon, 1984-93
165 George Blanda, 1960-66
156 Steve McNair, 1995-2005
96 Dan Pastorini, 1971-79
93 Ryan Tannehill, 2019-23

Season
36 George Blanda, 1961
33 Warren Moon, 1990

INDIVIDUAL RECORDS: PASSING

33 Ryan Tannehill, 2020
27 George Blanda, 1962
26 Marcus Mariota, 2016
24 Steve McNair, 2003
24 George Blanda, 1963
24 George Blanda, 1960

Game
7* George Blanda, vs. N.Y. Titans, 11/19/61
6 George Blanda, vs. N.Y. Titans, 10/14/62
5 Steve McNair, vs. Jacksonville, 12/26/99
5 Warren Moon, @ Cincinnati, 10/11/92
5 Warren Moon, @ Cleveland, 11/18/90
5 Warren Moon, vs. Cincinnati, 10/14/90
* Tied for NFL record

Game, Opponent
6 Tom Flores, @ Oakland, 12/22/63
6 Tom Brady, @ New England, 10/18/09
6 Ryan Fitzpatrick, @ Houston, 11/30/14
5 Joe Namath, @ N.Y. Jets, 9/18/66
5 Craig Morton, @ Dallas, 12/20/70
5 Jim Kelly, Buffalo, 9/24/89
5 Kerry Collins,@ Oakland, 12/19/04
5 Ben Roethlisberger, @ Pittsburgh, 10/9/11
5 Blake Bortles, Jacksonville, 12/6/15

Most Consecutive Games, Touchdown Pass
23 Steve McNair, 2001-2002
21 Warren Moon, 1990-91
17 Warren Moon, 1992-93
15 George Blanda, 1963-64
14 George Blanda, 1964-65
14 Ryan Tannehill, 2020-21

HAD INTERCEPTED

Career
189 George Blanda, 1960-66
166 Warren Moon, 1984-93
139 Dan Pastorini, 1971-79

Season
42 George Blanda, 1962
28 Ken Stabler, 1980
26 Warren Moon, 1986

Game
6 George Blanda, @ Buffalo, 9/9/62
6 George Blanda, vs. Denver, 11/14/65

Game, Opponent
6 Joe Namath, @ N.Y. Jets, 10/15/67
6 Joe Ferguson, @ Buffalo, 11/10/74
6 Bobby Hebert, Atlanta,12/5/93
5 Rick Norton, @ Miami, 11/23/69
5 Keith Null, St. Louis, 12/13/09

Most Consecutive Passes Attempted, No INT's
205 Marcus Mariota, 2018-19
161 Kerry Collins, 2008
159 Jake Locker, 2012-13
154 Billy Joe Tolliver, 1994

Most Attempts, No Interceptions, Game
58 Billy Volek, @ San Diego, 10/3/04
56 Warren Moon, vs. Dallas, 11/10/91

PASSER RATING

Career (minimum 1,500 attempts)
97.8 Ryan Tannehill, 2019-23
89.6 Marcus Mariota, 2015-19
83.3 Steve McNair, 1995-05
80.4 Warren Moon, 1984-93
62.5 George Blanda, 1960-66
61.0 Dan Pastorini, 1971-79

Season (minimum 14 att. per team game)
117.5 Ryan Tannehill, 2019
106.5 Ryan Tannehill, 2020
100.4 Steve McNair, 2003
96.8 Warren Moon, 1990
95.6 Marcus Mariota, 2016
94.6 Ryan Tannehill, 2022
92.3 Marcus Mariota, 2018
91.5 Marcus Mariota, 2015
91.3 George Blanda, 1961
90.2 Steve McNair, 2001

Game (minimum 20 attempts)
158.3 Chris Chandler, @ Cincinnati, 9/24/95
149.8 Marcus Mariota, vs. Green Bay, 11/13/16
148.1 Marcus Mariota, vs. Jacksonville, 10/27/16
147.7 Marcus Mariota, @ Houston, 11/26/18
146.8 Steve McNair, vs. Houston, 10/12/03
146.1 Warren Moon, @ Cleveland, 11/18/90
145.8 Ryan Tannehill, vs. Detroit, 12/20/20
145.7 Ryan Tannehill, vs. Jacksonville, 9/20/20
145.1 Warren Moon, vs. Buffalo, 11/26/90
143.1 Chris Chandler, vs. Denver, 11/26/95

INDIVIDUAL RECORDS: PASS RECEIVING

RECEPTIONS

Most Seasons Leading Team
7 Ken Burrough, 1971-81
5 Haywood Jeffires, 1987-95
5 Frank Wycheck, 1996-2000

Most Consecutive Seasons Leading Team
6 Ken Burrough, 1974-79
5 Frank Wycheck, 1996-2000
4 Delanie Walker, 2014-2017
4 Charlie Hennigan, 1961-64
4 Derrick Mason, 2001-04
3 A.J. Brown, 2019-21
3 Alvin Reed, 1968-70

Career
542 Ernest Givins, 1986-94
515 Haywood Jeffires, 1987-95
482 Frank Wycheck, 1995-2003
480 Drew Hill, 1985-91
453 Derrick Mason, 1997-2004
410 Charlie Hennigan, 1960-66
408 Ken Burrough, 1971-81

Season
101 Charlie Hennigan, 1964
100 Haywood Jeffires, 1991
96 Derrick Mason, 2004
95 Derrick Mason, 2003
94 Delanie Walker, 2015
94 Kendall Wright, 2013
90 Drew Hill, 1991
90 Haywood Jeffires, 1992

Game
13 Charlie Hennigan, @ Boston, 10/13/61
13 Haywood Jeffires, @ N.Y. Jets, 10/13/91
13 Drew Bennett, @ Oakland, 12/19/04
12 Sid Blanks, @ San Diego, 9/12/64
12 Charlie Hennigan, @ Buffalo, 11/1/64
12 Charlie Hennigan, vs. Boston, 11/29/64
12 Derrick Mason, vs. Baltimore, 11/12/01
12 Derrick Mason, @ NYG, 12/1/02
12 Derrick Mason, @ San Diego, 10/3/04
12 Drew Bennett, vs. KC, 12/13/04
12 Kendall Wright, vs. Arizona, 12/15/13

Game, Opponent
14 Courtney Hawkins, @ Pittsburgh, 11/1/98
13 Priest Holmes, @ Baltimore, 10/11/98

12 Cris Carter, @ Minnesota, 10/8/95
12 Brian Westbrook, @ Philadelphia, 11/19/06
12 Chad Johnson, @ Cincinnati, 11/25/07
12 Reggie Wayne, @ Indianapolis, 12/30/07
12 Jordy Nelson, @ Green Bay, 11/13/16
12 Michael Thomas, New Orleans, 12/22/19
12 Stefon Diggs, @ Buffalo, 9/19/22

Most Consecutive Games, Pass Reception
99 Frank Wycheck, 1996-2002
83 Delanie Walker, 2013-19
82 Ernest Givins, 1988-93
82 Charlie Hennigan, 1960-66
80 Ken Burrough, 1971-78
76 Drew Hill, 1986-91
71 Nate Washington, 2009-13
63 Kendall Wright, 2012-16
58 Bob McLeod, 1961-66
55 Charley Frazier, 1962-68

Most Seasons, 50 or More Pass Receptions
8 Ernest Givins, 1986-93
6 Drew Hill, 1985-86, 1988-91
6 Haywood Jeffires, 1990-95
6 Frank Wycheck, 1996-2001
5 Delanie Walker, 2013-17
5 Derrick Mason, 2000-04
4 Charlie Hennigan, 1961-64
3 A.J. Brown, 2019-21
3 Curtis Duncan, 1990-92
3 Kendall Wright, 2012-14

YARDS

Career
7,935 Ernest Givins, 1986-94
7,477 Drew Hill, 1985-91
6,907 Ken Burrough, 1971-81
6,823 Charlie Hennigan, 1960-66
6,119 Haywood Jeffires, 1987-95

Season
1,746 Charlie Hennigan, 1961
1,561 Charlie Hennigan, 1964

Game
272 Charlie Hennigan, @ Boston, 10/13/61
245 Haywood Jeffires, @ Kansas City,12/16/90
233 Drew Bennett, vs. Kansas City, 12/13/04
232 Charlie Hennigan, @ Buffalo,10/29/61
225 Kenny Britt, vs. Philadelphia, 10/24/10
210 Drew Hill, @ Indianapolis,12/22/85

Game, Opponent
247 Art Powell, @ Oakland, 12/22/63
238 DeAndre Hopkins, @ Houston, 11/30/14
212 Don Maynard, @ N.Y. Jets, 10/20/69
210 Bake Turner, N.Y. Jets, 11/10/63

Longest Pass Reception (All TDs)
98 Nick Westbrook-Ikhine, vs. Minnesota, 11/17/24
98 Willard Dewveall, vs. San Diego, 11/25/62
95 Dick Compton, vs. Buffalo, 12/5/65
92 Bill Groman, vs. Denver, 11/20/60

Longest Pass Reception, Opponent (All TDs)
94 Glenn Bass, Buffalo, 10/11/64
90 Bob Scarpitto, @ Denver 10/17/65
86 Warrick Dunn, @ Atlanta, 11/23/03

Most Seasons, 1,000 or More Yards Pass Receiving, Career
4 Derrick Mason, 2001-04
3 Charlie Hennigan, 1960-66
3 Drew Hill, 1985-91

Most Cons. Seasons, 1,000 or More Yards Pass Rec., Career
4 Derrick Mason, 2001-04
2 A.J. Brown, 2019-20
2 Charlie Hennigan, 1963-64
2 Tim Smith, 1983-84

Most Games, 100 or More Yards Pass Receiving, Career
26 Charlie Hennigan, 1960-66
24 Drew Hill, 1985-91
18 Ernest Givins, 1986-94

Most Games, 100 or More Yards Pass Receiving, Season
9 Charlie Hennigan, 1964

TOUCHDOWNS

Career
51 Charlie Hennigan, 1960-66
47 Ken Burrough, 1971-81
47 Drew Hill, 1985-91
47 Haywood Jeffires, 1987-95
46 Ernest Givins, 1986-94

Season
17 Bill Groman, 1961
12 Bill Groman, 1960
12 Charlie Hennigan, 1961
12 Charles Frazier, 1966

Game
3 18 times, last by DeAndre Hopkins, vs. Atlanta, 10/29/23

Game, Opponent
4 Art Powell, @ Oakland,12/22/63
4 Bob Hayes, @ Dallas, 12/20/70
3 13 times, last by Stefon Diggs, @ Buffalo, 9/19/22

Most Consecutive Games Catching TD Pass
8 Bill Groman, 10/1/1961–11/19/1961
6 Bill Groman, 10/16/1960–11/25/1960
5 A.J. Brown, 10/13/2020–11/8/2020
5 Kenny Britt, 9/26/2010–10/24/2010
5 Chris Sanders, 11/12/1995–12/10/1995
5 Ken Burrough, 11/6/1977–12/4/1977
4 Nick Westbrook-Ikhine, 10/13/24-11/3/2024
4 Kenny Britt, 12/26/2010–9/18/2011
4 Justin McCareins, 11/9/2003–12/1/2003
4 Kevin Dyson, 11/4/2001–11/25/2001
4 Willie Davis, 9/1/1996–09/29/1996
4 Curtis Duncan, 10/25/1987–11/15/1987
4 Dave Casper, 9/19/1982–12/5/1982
4 Charlie Hennigan, 11/19/1961–12/10/1961

RECEIVING AVERAGE

Career (minimum 200 receptions)
16.9 Ken Burrough, 1971-81
16.6 Charlie Hennigan, 1960-66
15.6 Drew Hill, 1985-91
15.1 Tim Smith, 1980-86
15.0 Nate Washington, 2009-14
14.8 Drew Bennett, 2001-06
14.6 Ernest Givins, 1986-94
13.8 Corey Davis, 2017-20
13.5 Derrick Mason, 1997-04

Season (minimum 32 receptions per 16 games)
23.5 Chris Sanders, 1995
23.5 Bill Groman, 1961
22.0 Charlie Joiner, 1971
21.3 Charlie Hennigan, 1961
20.5 Bill Groman, 1960
20.2 A.J. Brown, 2019
20.2 Drew Hill, 1987
20.1 Ken Burrough, 1975
19.8 Charley Frazier, 1966

Game (minimum 3 receptions)
60.7 Bill Groman, vs. Den, 11/20/60 (3 rec.)
46.3 Willard Dewveall, at SD, 11/25/62 (3 rec.)
44.7 Bill Groman, vs. Den, 11/05/61 (3 rec.)
42.0 Ernest Givins, at Cle, 11/22/87 (3 rec.)
41.3 Drew Bennett, at Ind, 12/05/04 (3 rec.)
40.7 Derrick Mason, vs. Cle, 12/02/01 (3 rec.)
40.0 Butch Woolfolk, vs. Mia, 09/08/85 (3 rec.)

INDIVIDUAL RECORDS: PUNTING

PUNTS

Career
- 923 Brett Kern, 2009-21
- 861 Craig Hentrich, 1998-09
- 522 Jim Norton, 1960-68
- 431 Cliff Parsley, 1977-82
- 316 Dan Pastorini, 1971-79
- 310 Greg Montgomery, 1988-93

Season
- 96 Rich Camarillo, 1994
- 93 Cliff Parsley, 1979
- 91 Cliff Parsley, 1978
- 90 Ryan Stonehouse, 2022
- 90 Craig Hentrich, 1999

Game
- 11 Rich Camarillo, vs. Pittsburgh, 11/6/94
- 11 Rich Camarillo, @ Pittsburgh, 12/3/95
- 10 10 times, last by Brett Kern, at Miami, 10/8/17

Game, Opponent
- 11 Wayne Crow, @ Oakland, 9/11/60
- 11 Dave Green, Tampa Bay, 9/12/76
- 11 Bob Parsons, Chicago, 11/6/77
- 11 Mark Royals, Pittsburgh, 11/6/94
- 11 Brad Maynard, Chicago, 11/14/04

Longest Punt
- 79 Brett Kern, vs. Indianapolis, 12/28/14
- 79 Jim Norton, vs. Kansas City, 11/22/64
- 78 Craig Hentrich, @ Pittsburgh, 1/2/2000
- 77 Greg Montgomery, @ San Diego, 9/19/93

Longest Punt, Opponent
- 78 Paul Maguire, @Buffalo, 9/21/69
- 78 Marv Bateman, @Buffalo, 9/19/76
- 74 Chris Hanson, Jacksonville, 11/20/05

AVERAGE GROSS YARDS

Career (minimum 250 attempts)
- 45.9 Brett Kern, 2009-21
- 43.6 Greg Montgomery, 1988-93
- 42.9 Craig Hentrich, 1998-2009
- 42.1 Jim Norton, 1960-68

Season
- 53.1* Ryan Stonehouse, 2022
- 53.1 Ryan Stonehouse, 2023
- 50.6 Ryan Stonehouse, 2024
- 49.7 Brett Kern, 2017
- 47.6 Brett Kern, 2012
- 47.4 Brett Kern, 2015
- 47.2 Craig Hentrich, 1998
- 47.1 Brett Kern, 2019
- 47.1 Brett Kern, 2018
- 46.9 Greg Montgomery, 1992
- 46.8 Brett Kern, 2014

* Denotes NFL Record

Game (4 punts)
- 61.2 Ryan Stonehouse vs. L.A. Chargers, 9/17/23
- 60.5 Brett Kern, vs. Pittsburgh, 10/25/20
- 59.2 Greg Montgomery vs. Buffalo, 12/27/92
- 57.8 Ryan Stonehouse, vs. Indianapolis, 10/13/24
- 57.6 Greg Montgomery @ San Diego, 9/19/93
- 57.5 Craig Hentrich vs. Jacksonville, 11/4/01
- 57.3 Ryan Stonehouse @ Philadelphia, 12/4/22
- 57.0 Ryan Stonehouse, vs. N.Y. Giants, 9/11/22
- 56.8 Ryan Stonehouse, @ Tampa Bay, 11/12/23
- 56.8 Brett Kern vs. Seattle, 9/24/17

Game, Opponent (4 punts)
- 61.0 Jack Fox, @ Detroit, 10/27/24
- 58.3 Rohn Stark, @ Indianapolis, 9/13/92
- 55.4 Brad Maynard, vs. N.Y. Giants, 10/1/00
- 55.3 Dave Jennings, @ N.Y. Giants, 12/5/82
- 55.1 Paul Maguire, @ Buffalo, 9/21/69
- 55.0 Lee Johnson, vs. Cincinnati, 10/24/93
- 55.0 Chris Jones, vs. Dallas, 9/14/14

AVERAGE NET YARDS (SINCE 1976)

Career (minimum 250 attempts)
- 40.8 Brett Kern, 2009-21
- 37.2 Craig Hentrich, 1998-09
- 36.6 Greg Montgomery, 1988-93
- 32.3 Cliff Parsley, 1977-82

Season (minimum 40 attempts per 16 games)
- 44.6 Brett Kern, 2017
- 44.0 Ryan Stonehouse, 2022
- 43.9 Ryan Stonehouse, 2023
- 43.1 Brett Kern, 2019
- 41.7 Brett Kern, 2018
- 40.8 Brett Kern, 2014
- 40.4 Brett Kern, 2021
- 40.4 Brett Kern, 2012
- 40.3 Brett Kern, 2015
- 39.7 Brett Kern, 2013

Game (minimum 4 punts)
- 50.2 Brett Kern @ Miami, 10/8/17
- 50.0 Ryan Stonehouse @ L.A. Chargers, 11/10/24
- 49.8 Brett Kern vs. Kansas City, 11/10/19
- 49.8 Greg Montgomery vs. San Diego, 9/19/93
- 49.7 Brett Kern vs. Buffalo, 10/6/19
- 49.4 Greg Montgomery vs. Buffalo, 12/27/92
- 49.0 Brett Kern @ Jacksonville, 11/25/12
- 48.8 Brett Kern @ Baltimore, 11/9/14
- 48.7 Brett Kern vs. Houston, 10/26/14
- 48.6 Brett Kern @ San Diego, 9/16/12

Game, Opponent (minimum 4 punts)
- 59.5 Rohn Stark, @ Indianapolis, 9/13/92
- 56.2 Jack Fox, @ Detroit, 10/27/24
- 50.5 Logan Cooke, @ Jacksonville, 1/7/23
- 50.0 Pat McAfee, vs. Indianapolis, 9/27/15
- 49.8 Pat McAfee, @ Indianapolis, 12/9/12
- 49.5 Shane Lechler, vs. Oakland, 9/12/10
- 49.4 Matt Haack, @ Miami, 10/8/17
- 49.3 Josh Miller, vs. Pittsburgh, 11/21/99
- 49.0 Kevin Huber, @ Cincinnati, 9/21/14
- 48.4 Rigoberto Sanchez, vs. Indianapolis, 10/13/24
- 48.3 Pressley Harvin III, @ Pittsburgh, 11/2/23

INDIVIDUAL RECORDS: PUNT RETURNS

Most Seasons Leading Team
- 5 Carl Roaches, 1980-84
- 5 Derrick Mason, 1998-2001, 2004
- 4 Billy Johnson, 1974-80
- 4 Bobby Jancik, 1962-67

Most Consecutive Seasons Leading Team
- 5 Carl Roaches, 1980-84
- 4 Billy Johnson, 1974-80
- 4 Bobby Jancik, 1962-67
- 4 Derrick Mason, 1998-2001

PUNT RETURNS

Career
- 182 Derrick Mason, 1997-2004
- 155 Billy Johnson, 1974-80
- 151 Carl Roaches, 1980-84
- 104 Willie Drewrey, 1985-88, 1993
- 102 Marc Mariani, 2010-11, 2016

Season
- 51 Derrick Mason, 2000
- 47 Carl Roaches, 1980
- 46 Marc Mariani, 2011
- 41 Willie Drewrey, 1993
- 40 Billy Johnson, 1975
- 39 Carl Roaches, 1981
- 38 Billy Johnson, 1976

Game
- 8 Pacman Jones, @ Miami, 12/24/05

INDIVIDUAL RECORDS: PUNT RETURNS

7 Billy Johnson, vs. Tampa Bay, 9/12/76
7 Willie Drewrey, vs. Indianapolis, 11/23/86

Game, Opponent
8 Jim Smith, @ Pittsburgh, 9/9/79
7 Mike Fuller, San Diego, 12/17/78
7 Ron Fellows, Dallas, 12/13/82
7 Eric Metcalf, Cleveland, 11/8/92
7 Az-Zahir Hakim, St. Louis, 10/31/99

YARDS GAINED

Career
2,040 Billy Johnson, 1974-80
1,590 Derrick Mason, 1997-2004
1,095 Carl Roaches, 1980-84
1,054 Marc Mariani, 2010-11, 2016
771 Willie Drewrey, 1985-88, 1993

Season
662 Derrick Mason, 2000
612 Billy Johnson, 1975
539 Billy Johnson, 1977

Game
160 Darius Reynaud, vs. Jacksonville, 12/30/12
127 Billy Johnson, vs. Cincinnati, 10/5/75
117 Derrick Mason, vs. Cleveland, 11/19/2000
113 Billy Johnson, @ San Francisco, 12/7/75
110 Billy Johnson, vs. Cleveland, 10/16/77
104 Billy Johnson, @ Cleveland, 9/22/74
104 Carl Roaches, @ Cincinnati, 9/28/80
103 Billy Johnson, vs. N.Y. Jets, 9/18/77
103 Marc Mariani, @ Carolina, 11/13/11
101 Pacman Jones, vs. New England, 12/31/06

Game, Opponent
190 Kalif Raymond, @ Detroit, 10/27/24
161 Pete Athas, New Orleans, 10/3/76
154 Travis Benjamin, @ Cleveland, 9/20/15
133 Bruce Taylor, San Francisco, 11/15/70
126 Billy Johnson, Boston, 11/5/67
105 Britain Covey, @ Philadelphia, 12/4/22
105 Dennis Northcutt, Cleveland, 9/22/02
102 R.W. McQuarters, Chicago, 11/14/04
100 Jon Staggers, Green Bay, 11/19/72

Longest Punt Return (All TDs)
90 **Chimere Dike**, vs. Seattle, 11/23/25
90 Pacman Jones, @ Philadelphia, 11/19/06
87 Billy Johnson, vs. Cleveland, 10/16/77
87 Marc Mariani, vs. Washington, 11/21/10
83 Billy Johnson, vs. Miami, 11/16/75

Longest Return, Opponent (All TDs)
93 Bill Baird, N.Y. Jets,11/10/63
90 Kalif Raymond, @ Detroit, 10/27/24
85 Jon Staggers, Green Bay, 11/19/72
83 Phillip Buchanan, @ Oakland, 9/29/02
82 Keith Moody, Buffalo, 10/15/78
82 Corey Sawyer, Cincinnati, 9/25/94

YARDAGE AVERAGE

Career
13.2 Billy Johnson, 1974-80

Season
15.4 Billy Johnson, 1977

TOUCHDOWNS

Career
5 Billy Johnson, 1974-80
4 Pacman Jones, 2005-06

Season
3 Pacman Jones, 2006
3 Billy Johnson, 1975
2 **Chimere Dike**, 2025
2 Darius Reynaud, 2012
2 Billy Johnson, 1977

Game
2 Darius Reynaud, vs. Jacksonville (69 and 81 yards), 12/30/12
1 21 times, last by **Chimere Dike** (90 yds), vs. Seattle, 11/23/25

Game, Opponent
1 16 times, last by Kalif Raymond (90 yds), @ Detroit, 10/27/24

INDIVIDUAL RECORDS: KICKOFF RETURNS

KICKOFF RETURNS

Most Seasons Leading Team
4 Billy Jancik, 1962-67
4 Billy Johnson, 1974-80
4 Carl Roaches, 1980-84

Most Consecutive Seasons Leading Team
4 Billy Johnson, 1974-77

Career
158 Bobby Jancik, 1962-67
156 Derrick Mason, 1997-2004
150 Carl Roaches, 1980-84
121 Billy Johnson, 1974-80
118 Marc Mariani, 2010-11, 2016
111 Mel Gray, 1995-97

Season
60 Marc Mariani, 2010
55 **Chimere Dike**, 2025
53 Darius Reynaud, 2012
53 Mel Gray, 1995
50 Mel Gray, 1996
50 Bobby Wade, 2006
45 Bobby Jancik, 1963
43 Pacman Jones, 2005
42 Mike Archie, 1998
42 Derrick Mason, 2000

Game
8 Bobby Jancik, vs. Boston,12/8/63
8 Bobby Jancik, @ Oakland, 12/22/63
8 Jason McAddley, vs. Denver, 12/25/04

Game, Opponent
9 Danny Amendola, St. Louis, 12/13/09
8 Brian Baschnagel, Chicago,11/6/77
8 Antonio Chatman, @ Green Bay, 10/11/04
7 Bo Roberson, @ Oakland,12/22/63
7 Glyn Milburn, Denver, 11/26/95
7 David Dunn, @ Cincinnati, 9/24/95
7 Aveion Cason, @ Detroit, 11/27/08
7 Deji Karim, @ Jacksonville, 10/18/10
7 Michael Walker, vs. Jacksonville, 11/24/19

YARDS GAINED

Career
4,185 Bobby Jancik, 1962-67
3,496 Derrick Mason, 1997-2004
3,276 Carl Roaches,1980-84
2,902 Billy Johnson, 1974-80
2,838 Marc Mariani, 2010-11, 2016
2,592 Mel Gray, 1995-97

Season
1,530 Marc Mariani, 2010
1,413 **Chimere Dike**, 2025

INDIVIDUAL RECORDS: KICKOFF RETURNS

1,317 Bobby Jancik, 1963
1,240 Darius Reynaud, 2012
1,224 Mel Gray, 1996
1,194 Bobby Wade, 2006
1,183 Mel Gray, 1995
1,132 Derrick Mason, 2000
1,127 Pacman Jones, 2005

Game
240 Bobby Jancik, @ Oakland, 12/22/63
221 Bobby Jancik, vs. Boston, 12/8/63
209 Leon Washington, @ Denver, 12/8/13

Game, Opponent
217 Danny Amendola, St. Louis, 12/13/09
193 Sylvester Stamps, Atlanta, 10/25/87
188 Bethel Johnson, @ New England, 10/5/03
187 Tremain Mack, @ Cincinnati, 11/14/99
185 Brian Baschnagel, Chicago, 11/6/77
178 Glyn Milburn, Denver, 11/26/95

Longest Kickoff Return (All TDs)
105 Darius Reynaud, vs. Detroit, 9/23/12
104 Ken Hall, @ N.Y. Titans, 10/23/60
103 Bob Gresham, @ Cincinnati, 9/23/73
101 Derrick Mason, @ Cincinnati, 11/18/01
100 Marc Mariani (16 yards) & Tommie Campbell (84 yards), vs. Tampa Bay, 11/27/11
98 Marc Mariani, vs. Denver, 10/3/10
97 Carl Roaches, vs. Pittsburgh, 9/18/83
96 Carl Roaches, vs. Cincinnati, 10/4/81

Longest Kickoff Return, Opponent (All TDs)
107 Josh Huff, @ Philadelphia, 11/23/14
102 Jakeem Grant, @ Miami, 9/9/18
101 Eric Metcalf, Cleveland, 12/9/90
100 Art Baker, @ Buffalo, 9/9/62
100 Goldie Sellers, @ Denver, 10/2/66
99 Tremain Mack, @ Cincinnati, 11/14/99
99 LaRod Stephens-Howling, Arizona, 11/29/09
98 Alvis Whitted, Jacksonville, 12/26/99
97 Marc Logan, Miami, 10/1/89

AVERAGE YARDAGE

Career (75 returns)
26.5 Bobby Jancik, 1962-67
24.1 Marc Mariani, 2010-11, 2016
24.0 Billy Johnson, 1974-80
23.4 Mel Gray, 1995-97
22.4 Derrick Mason, 1997-2004
21.8 Carl Roaches, 1980-84

Season
31.7 Darius Jennings, 2018
31.3 Ken Hall, 1960
30.3 Bobby Jancik, 1962

TOUCHDOWNS

Career
2 Billy Johnson, 1974-80
2 Carl Roaches, 1980-84

Season
1 18 times, last by A.J. Brown, 2020

Game
1 18 times, last by A.J. Brown, @ Indianapolis, 11/29/20

Game, Opponent
1 13 times, last by Jakeem Grant, @ Miami, 9/9/18

INDIVIDUAL RECORDS: COMBINED YARDS

Combined Yards = Rushing + Receiving + Interception Returns + Kickoff Returns + Punt Returns + Fumble Returns

Career
12,153 Eddie George, 1996-03 (10,009 rushing, 2,144 receiving)
11,202 Derrick Mason, 1997-2004 (6,114 rec., 3,496 KO returns, 1,590 PR, 2 rushing)
10,960 Derrick Henry, 2016-23 (9,502 rushing, 1,458 receiving)
9,985 Chris Johnson, 2008-2013 (7,966 rushing, 2,003 receiving, 17 KO returns)
9,292 Earl Campbell, 1978-84 (8,574 rushing, 718 receiving)
8,704 Ernest Givins, 1986-94 (7,935 receiving, 397 PR, 345 rushing, 27 KO returns)
7,500 Drew Hill, 1985-91 (1 rushing, 7,477 receiving, 22 KO returns)
7,421 Ken Burrough, 1971-81 (6,907 receiving, 455 KO returns, 59 rushing)

Season
2,690 Derrick Mason, 2000 (1 rushing, 895 receiving, 1,132 kickoff returns, 662 punt returns)
2,509 Chris Johnson, 2009 (2,006 rushing, 503 receiving)
2,141 Derrick Henry, 2020 (2,027 rushing, 114 receiving)
2,084 **Chimere Dike**, 2025, (11 rushing, 301 receiving, 1,413 KO returns, 359 PR)
2,043 Billy Cannon, 1961, (948 rushing, 586 receiving, 70 punt returns, 439 kickoff returns)
2,004 Derrick Mason, 2001, (1,128 receiving, 748 kick returns, 128 punt returns)
1,981 Earl Campbell, 1980, (1,934 rushing, 47 receiving)
1,962 Eddie George, 2000 (1,509 rushing, 453 receiving)

Game
373 Billy Cannon, @ N.Y. Titans, 12/10/61

INDIVIDUAL RECORDS: YARDS FROM SCRIMMAGE

Scrimmage Yards = Rushing + Receiving

Career

12,153	Eddie George, 1996-2003 (10,009 rushing, 2,144 receiving)
10,960	Derrick Henry, 2016-23 (9,502 rushing, 1,458 receiving)
9,968	Chris Johnson, 2008-2013 (7,966 rushing, 2,003 receiving)
9,292	Earl Campbell, 1978-1984 (8,574 rushing, 718 receiving)
8,280	Ernest Givins, 1986-1994 (345 rushing, 7,935 receiving)
7,478	Drew Hill, 1985-1991 (1 rushing, 7,477 receiving)

Season

*2,509	Chris Johnson, 2009 (2,006 rushing, 503 receiving)
2,141	Derrick Henry, 2020 (2,027 rushing, 114 receiving)
1,981	Earl Campbell, 1980 (1,934 rushing, 47 receiving)
1,962	Eddie George, 2000 (1,509 rushing, 453 receiving)
1,936	Derrick Henry, 2022 (1,538 rushing, 398 receiving)

* Denotes NFL Record

Game

330	Billy Cannon, @ N.Y. Titans, 12/10/61
284	Chris Johnson, vs. Houston, 9/20/09
272	Charlie Hennigan, @ Boston, 10/13/61
264	Derrick Henry, at Houston, 1/3/21
250	Derrick Henry, vs. Houston, 10/18/20
249	Eddie George, vs. Oakland, 12/9/99
245	Haywood Jeffires, @ Kansas City, 12/16/90
239	Chris Johnson, vs. Jacksonville, 11/1/09
238	Derrick Henry, vs. Jacksonville, 12/6/18
237	Derrick Henry, at Seattle, 9/19/21

INDIVIDUAL RECORDS: INTERCEPTIONS

Most Seasons Leading Team

5	Darryll Lewis, 1991-98
5	Kevin Byard, 2017-19, 2021-22
4	Michael Griffin, 2008, 2010-12
4	Samari Rolle, 1998-04
3	Jason McCourty, 2011-12, 2014
3	Jim Norton, 1960-68

Most Consecutive Seasons Leading Team

5	Darryll Lewis, 1994-98

Career

45	Jim Norton, 1960-68
31	Cris Dishman, 1988-96
30	Freddy Glick, 1961-66
27	Kevin Byard, 2016-23
27	Tony Banfield, 1960-65
27	W.K. Hicks, 1964-69
27	Darryll Lewis, 1991-98
26	Mike Reinfeldt, 1976-83
25	Ken Houston, 1967-72
25	Michael Griffin, 2007-15
24	Zeke Moore, 1967-77
23	Willie Alexander, 1971-79
23	Samari Rolle, 1998-2004

Season

12	Freddy Glick, 1963
12	Mike Reinfeldt, 1979
10	Miller Farr, 1967

Game

3	Nine players, last by Kevin Byard, @ Cleveland, 10/22/17

Game, Opponent

4	Bobby Hunt, @ Kansas City, 10/4/64
3	Eight times, last by Glover Quin, @ Houston, 11/28/10

Consecutive Games Intercepted By

5	Pete Jaquess, 1964
4	Freddy Glick, 1963
4	Jim Norton, 1967
4	Miller Farr, 1967
4	Cris Dishman, 1991, 1993
4	Bo Orlando, 1991
4	Michael Griffin, 2010

YARDS GAINED

Career

650	Ken Houston, 1967-72
592	Jim Norton, 1960-68
540	Darryll Lewis, 1991-98
457	W.K. Hicks, 1964-69

Season

264	Miller Farr, 1967
220	Ken Houston, 1971
205	Mike Reinfeldt, 1979

Game

128	Miller Farr, @ N.Y. Jets, 10/15/67
115	Michael Griffin, vs. Pittsburgh, 12/21/08
109	Zach Brown, vs. Jacksonville, 12/30/12

Game, Opponent

177	Charlie McNeil, @ San Diego, 9/24/61
108	Bobby Hunt, @ Kansas City, 10/4/64
100	Rod Woodson, @ Oakland, 9/29/02

Longest Interception Return (All TDs)

99	Cortland Finnegan, vs. Houston, 9/21/08
98	Pete Jaquess, @ Oakland, 9/19/64
98	Darryll Lewis, @ Chicago, 10/22/95
97	Jordan Babineaux, @ Cleveland, 10/2/11
95	Willie Alexander, @ Green Bay, 9/25/77

Longest Interception Return, Opponent

98	Bob Suci, @ Boston, 11/1/63 (TD)
95	Marlon McCree, @ Houston, 12/21/03 (TD)
91	Booker Edgerson, @ Buffalo, 11/1/64 (TD)
86	Glen Edwards, Pittsburgh, 9/30/73 (TD)
86	Whitney Mercilus, Houston, 12/15/19
85	Adam Archuleta, @ St. Louis, 9/25/05 (TD)
82	Rod Woodson, @ Oakland, 9/29/02 (TD)
82	Kamu Grugier-Hill, Houston, 11/21/21

TOUCHDOWNS

Career

9	Ken Houston, 1967-72
5	Miller Farr, 1967-69
5	Darryll Lewis, 1991-98

Season

4	Ken Houston, 1971

Game

2	Zach Brown, vs. Jacksonville, 12/30/12
2	Miller Farr, vs. Buffalo, 12/7/68
2	Ken Houston, vs. San Diego, 12/19/71

Game, Opponent

2	Lemar Parrish, Cincinnati, 12/17/72
1	many times, last by Jimmie Ward, at Indianapolis, 11/24/24

INDIVIDUAL RECORDS: SACKS

Career*

105.0	Elvin Bethea, 1968-83
74.5	Ray Childress, 1985-95
66.0	Jesse Baker, 1979-87

Season*

17.0	Elvin Bethea, 1973
15.5	Jesse Baker, 1979
15.0	William Fuller, 1991
14.5	Jevon Kearse, 1999

Game*

4.0	Ed Hussmann, vs. Dallas, 11/4/62
4.0	Ed Hussmann, vs. N.Y. Jets, 11/14/62
4.0	Elvin Bethea, @ San Diego, 10/17/76
4.0	Jesse Baker, vs. Kansas City, 9/16/79
4.0	William Fuller, vs. Pittsburgh, 11/28/93
3.5	Jason Jones, vs. Pittsburgh, 12/21/08
3.0	36 times, last by Harold Landry III, at Miami, 12/11/23

Consecutive Games, One or More Sacks*

8	Curley Culp, 1974-75
8	Jevon Kearse, 1999
7	Sean Jones, 1990
6	Jesse Baker, 1979
6	Jesse Baker, 1981-82
6	Jevon Kearse, 2003
5	Harold Landry III, 2021
5	Harold Landry III, 2019
5	Brian Orakpo, 2016
5	Sean Jones, 1992
5	William Fuller, 1991

Most Games with Two or More Sacks, Career*

26	Elvin Bethea, 1968-83
13	Jesse Baker, 1979-87
13	Ray Childress, 1985-95
12	Sean Jones, 1988-93
10	Jevon Kearse, 1999-2003

** Individual sacks became an official NFL statistic in 1982*

INDIVIDUAL RECORDS: FUMBLE RETURNS

Opponents' Fumble Returned for TD's, Career

4	Keith Bulluck, 2000-09
3	Doug Cline, 1960-66
3	Marcus Robertson, 1991-2000
2	Johnny Peacock, 1969-70
2	Robert Lyles, 1984-90
2	Ray Childress, 1985-95
2	Cris Dishman, 1988-96
2	Antwan Odom, 2004-07
2	Jason McCourty, 2009-16
2	Wesley Woodyard, 2014-19

Opponents' Fumble Returned for TD's, Season

2	Doug Cline, 1961
2	Marcus Robertson, 1997
2	Antwan Odom, 2005

Opponents' Fumble Returned for TD's, Game

1	61 times, last by Tyler Lockett at Arizona, 10/5/25

Longest Fumble Return (All TDs)

96	C.L. Whittington, @ New Orleans, 10/3/76
93	Robert Lyles, @ Cincinnati, 10/19/86
92	Cortland Finnegan, vs. Jacksonville, 12/17/06

INDIVIDUAL RECORDS: BLOCKED KICKS

Blocked Punts Returned for Touchdowns, Career

2	Cris Dishman, 1988-96

Blocked Punts Returned for Touchdowns, Game

1	13 times, last by Jason McCourty, vs. Indianapolis, 10/30/11

Blocked Field Goals Returned for Touchdowns, Game

1	Mark Johnston, 62 yards (11/26/61 vs. Denver)
1	Tony Banfield, 50 yards (12/9/62 vs. Oak.)
1	Ken Houston, 71 yards (10/15/67 @ N.Y. Jets)
1	Donald Mitchell, 69 yards (10/21/01 @ Detroit)
1	Tye Smith, 63 yards (12/1/19 @ Indianapolis)

Blocked Field Goal, Last Time

1	Denico Autry, at Miami, 12/11/23

Blocked Punt, Last time

1	**James Williams Sr.** at Cleveland, 12/7/25

TEAM RECORDS: GAMES WON & LOST

GAMES WON

Most Consecutive Games Won
13 (Dec. 16, 2007-Nov. 16, 2008)
11 (Oct. 17, 1993-Jan. 2, 1994)

Most Consecutive Games Without Defeat
13 (Dec. 16, 2007-Nov. 16, 2008)
11 (Oct. 13, 1961-Sept. 9, 1962)
11 (Oct. 17, 1993-Jan. 2, 1994)

Most Games Won, Season
13 (1999, 2000, 2008)
12 (1993, 2003, 2021)
11 (1962, 1979, 1980, 1991, 2002, 2020)

Most Consecutive Games Won, Season
11 (Oct. 17, 1993-Jan. 2, 1994)

Most Consecutive Games Won, Start of Season
10 (Sept. 7-Nov. 16, 2008)
5 (Sept. 14-Oct. 18, 2020)
3 (Sept. 12-Sept. 26, 1999)
3 (Sept. 1-Sept. 16, 1991)

Most Consecutive Games Won, End of Season
11 (Oct. 17, 1993-Jan. 2, 1994)

Most Consecutive Games Without Defeat, Season
11 (Oct. 17, 1993-Jan. 2, 1994)

Most Consecutive Games w/out Defeat, Start of Season
10 (Sept. 7-Nov. 16, 2008)
5 (Sept. 14-Oct. 18, 2020)
3 (Sept. 12-Sept. 26, 1999)
3 (Sept. 1-Sept. 16, 1991)

Most Consecutive Games w/out Defeat, End of Season
11 (Oct. 17, 1993-Jan. 2, 1994)

Most Home Games Won, Season
8 (1999)
7 (1988, 1991, 1993, 2000, 2003, 2008, 2021)

Most Consecutive Home Games Won
12 (Sept. 12, 1999-Nov. 5, 2000)
10 (Oct. 6, 2002-Nov. 16, 2003)
9 (Dec. 6, 1987-Nov. 20, 1988)
9 (Nov. 26, 1990-Nov. 17, 1991)

Most Consecutive Home Games Without Defeat
12 (Sept. 12, 1999-Nov. 5, 2000)
10 (Oct. 6, 2002-Nov. 16, 2003)
9 (Dec. 6, 1987-Nov. 20, 1988)
9 (Nov. 26, 1990-Nov. 17, 1991)

Most Road Games Won, Season
6 (1996, 2000, 2008, 2020)

Most Consecutive Road Games Won
8 (Dec. 16, 2007-Nov. 27, 2008)
5 (Dec. 1, 2019-Sept. 27, 2020)
5 (Nov. 19, 2006-Sept. 24, 2007)
5 (Oct. 17-Dec. 25, 1993)
5 (Oct. 29, 1961-Sept. 9, 1962)

Most Consecutive Road Games Without Defeat
8 (Dec. 16, 2007-Nov. 27, 2008)
6 (Oct. 13, 1961-Sept. 9, 1962)

Most Shutout Games Won or Tied, Season
2 (1966, 1977, 1993)

Overtime Wins, Regular Season
30-27 (@ Cincinnati, 9/23/79)
27-24 (vs. N.Y. Jets, 10/28/79)
23-20 (vs. Pittsburgh, 12/2/84)
17-14 (@ Indianapolis, 9/4/88)
26-23 (vs. Dallas, 11/10/91)
23-20 (vs. Kansas City, 9/20/92)
30-27 (@ Cincinnati, 10/6/96)
24-21 (vs. Oakland, 8/31/97)
17-14 (vs. Kansas City, 9/10/00)
31-28 (vs. Tampa Bay, 10/14/01)
32-29 (@ N.Y. Giants, 12/1/02)
26-20 (@ Houston, 12/10/06)
19-16 (vs. Green Bay, 11/2/08)
27-24 (vs. Miami, 12/20/09)
44-41 (vs. Detroit, 9/23/12)
34-28 (@ New Orleans, 11/8/15)
12-9 (@ Cleveland, 10/22/17)
26-23 (vs. Philadelphia, 9/30/18)
42-36 (vs. Houston, 10/18/20)
30-24 (@ Baltimore, 11/22/20)
33-30 (@ Seattle, 9/19/21)
34-31 (@Indianapolis, 10/31/21)
27-24 (vs. L.A. Chargers, 9/17/23)
20-17 (vs. New England, 11/3/24)

GAMES LOST

Most Consecutive Games Lost
18 (Oct. 9, 1972-Oct. 28, 1973)

Most Consecutive Games Without a Victory
18 (Oct. 9, 1972-Oct. 28, 1973)

Most Games Lost, Season
14 (1983, 1994, 2014, 2024)

Most Consecutive Games Lost, Season
11 (Oct. 9-Dec. 17, 1972)

Most Consecutive Games Lost, Start of Season
10 (Sept. 4-Nov. 6, 1983)

Most Consecutive Games Lost, End of Season
11 (Oct. 9-Dec. 17, 1972)

Most Consecutive Games Without Victory, Season
11 (Oct. 9-Dec. 17, 1972)

Most Consecutive Games Without Victory, Start of Season
10 (Sept. 4-Nov. 6, 1983)

Most Consecutive Games Without Victory, End of Season
11 (Oct. 9-Dec. 17, 1972)

Most Consecutive Home Games Lost
13 (Oct. 9, 1972-Dec. 16, 1973)

Most Consecutive Home Games Without Victory
13 (Oct. 9, 1972-Dec. 16, 1973)

Most Consecutive Road Games Lost
23 (Sept. 27, 1981-Nov. 4, 1984)

Most Consecutive Road Games Without Victory
23 (Sept. 27, 1981-Nov. 4, 1984)

Most Shutout Games Lost or Tied, Season
2 (1972, 1985)

TIE GAMES

Ties
31-31 (@ Boston, 10/13/61)
28-28 (@ N.Y. Jets, 10/15/67)
31-31 (vs. Cincinnati, 11/9/69)
20-20 (@ Denver, 11/16/69)
31-31 (@ San Diego, 10/25/70)
13-13 (vs. New Orleans, 10/3/71)

Most Tie Games, Season
2 (1969)

TEAM RECORDS: SCORING

Most Points, Season
513 (1961)
491 (2020)
435 (2003)
424 (1988)

Fewest Points, Season
136 (1982, nine games)
164 (1972)
199 (1967)

Most Points, Game
58 (vs. Cleveland, 12/9/90)
56 (vs. N.Y. Titans, 10/14/62)
55 (vs. Oakland, 9/9/61)
55 (at Denver, 11/5/61
49 (vs. San Diego, 12/19/71)
49 (at Oakland, 12/22/63)
49 (vs. N.Y. Titans, 11/19/61)
48 (vs. Cincinnati, 10/14/90)
48 (at N.Y. Titans, 12/10/61)
48 (at Green Bay, 10/11/04)

Most Points, Both Teams, Game
101 (Oakland 52, Oilers 49, @ Oakland, 12/22/63)
88 (Buffalo 47, Oilers 41, @ Houston, 9/24/89)

Fewest Points, Game
0 (22 times, last at Houston, 9/28/25)

Fewest Points, Both Teams, Game
6 (Oilers 6, Pittsburgh 0, @ Houston, 12/4/80)

Most Points, Shutout Victory, Game
55 (Oilers vs. Oakland, 9/9/61)

Fewest Points, Shutout Victory, Game
6 (Oilers vs. Pittsburgh, 12/4/80)

Largest Margin of Victory, Game
55 (Oilers 55, Oakland 0, @ Houston, 9/9/61)

Largest Margin of Defeat, Game
59 (Titans 0 at New England 59, 10/18/09)
54 (Oilers 7 at Cincinnati 61, 12/17/89)

Smallest Margin of Victory, Game
1 (16 times, last Titans 22, Cardinals 21, @ Ari., 10/5/25)

Smallest Margin of Defeat, Game
1 (24 times, last Titans 15 @ New Orleans 16, 9/10/23)

Most Points Overcome to Win Game
24 (at Cincinnati, 9/23/79)
23 (at New England, 11/12/78)
21 (at Atlanta, 11/23/03)
21 (vs. N.Y. Giants, 11/26/06)

Most Points, One Half
45 (vs. Cleveland, 12/9/90)

Most Points, First Quarter
24 (@ Indianapolis, 12/5/04)
21 (vs. Green Bay, 11/13/16)
21 (@ Tampa Bay, 9/13/15)
21 (vs. Houston, 12/19/10)
21 (@ Detroit, 11/27/08)
21 (vs. St. Louis, 10/31/99)

Most Points, Second Quarter
31 (vs. Cleveland, 12/9/90)
28 (vs. Cincinnati, 11/18/79)

Most Points, Third Quarter
28 (vs. Jacksonville, 11/24/19)
28 (vs. San Diego, 12/19/71)
28 (vs. Kansas City, 10/24/65)

Most Points, Fourth Quarter
27 (vs. Philadelphia, 10/24/10)
24 (vs. Denver, 11/26/61)
24 (vs. N.Y. Giants, 11/26/06)
24 (vs. Buffalo, 11/15/09)

Most Consecutive Games Scoring
160 (Nov. 14, 1999 - Dec. 21, 2008)
155 (Dec. 3, 1989 – Oct. 31, 1999)
121 (1977-85)

TOUCHDOWNS

Most Touchdowns, Season
66 (1961)

Fewest Touchdowns, Season
18 (1967)

Most Touchdowns, Game
8 (Oilers vs. N.Y. Titans, 10/14/62; Oilers vs. Cle., 12/9/90)

Most Touchdowns, Both Teams, Game
14 (Oilers 7, Oakland 7, @ Oakland, 12/22/63)

POINTS AFTER TOUCHDOWN

Most PATs, Season
65 (1961)

Most PATs, Game
8 (Oilers vs. N.Y. Titans, 10/14/62)
7 (six times, last vs. Cleveland, 12/9/90)

Most PATs, Both Teams, Game
14 (Oilers 7, Oakland 7, @ Oakland, 12/22/63)

TWO-POINT CONVERSIONS

Most Two-Point Conversions, Season
4 (2020)
4 (1994)

Most Two-Point Conversions, Opponent, Season
4 (1999)
4 (1998)

Most Two-Point Conversions, Game
2 (vs. N.Y. Jets, 9/10/06)
2 (@ Indianapolis, 12/22/24)
1 (36 times, last at Miami, 12/11/23)

Most Two-Point Conversions, Opponent, Game
3 (@ Pittsburgh, 11/1/98)

Most Two-Point Conversion Attempts, Season
7 (2020)
7 (1994)

Most Two-Point Conversion Attempts, Opp., Season
8 (2020)
7 (2022)
6 (1999)

Most Defensive Two-Point Conversions, Season
1 (2023)

FIELD GOALS

Most Field Goals Attempted, Season
42 (2017)
40 (1998)
40 (1969)
39 (2007)
38 (1996)
37 (1989)

Most Field Goals Attempted, Game
8 (at Houston, 10/21/07)
6 (five times, last @ Minnesota, 9/27/20)

Most Field Goals Attempted, Both Teams, Game
10 (Buffalo 7, @ Oilers 3, 12/5/65)
9 (Tennessee 6, @ New England 3, 10/5/03)
9 (Washington 6, @ Tennessee 3, 11/21/10)
9 (Detroit 4, @ Tennessee 5, 9/23/12)
9 (Tennessee 3, @ Oakland 6, 11/24/13)
9 (Tennessee 3, @ San Francisco 6, 12/17/17)
9 (Baltimore 6, @ Tennessee 3, 10/15/23)

Most Field Goals, Season
36 (1998)
35 (2017)
35 (2007)
32 (1996, 2003)
29 (1993, 2008, 2011, **2023**)

Fewest Field Goals, Season
4 (1982 - 9 games)
8 (2019)
9 (1974)
9 (1963)

TEAM RECORDS: SCORING

Most Field Goals, Game
8 (@ Houston, 10/21/07)
6 (@ Minnesota, 9/27/20)
5 (six times, last @ Miami, 9/30/24)

Most Field Goals, Both Teams, Game
9 (Baltimore 6, @ Tennessee 3, 10/15/23)
9 (Tennessee 3, @ San Francisco 6, 12/17/17)
8 (Tennessee 3, @ Buffalo 5, 12/24/06)
8 (Tennessee 8, @ Houston 0, 10/21/07)
8 (Indianapolis 3, @ Tennessee 5, 10/16/17
7 (20 times, last Tennessee 5, @ Miami 2, 9/30/24)

SAFETIES

Most Safeties Scored, Season
4 (1999)
3 (1977)

Most Safeties Scored, Game
1 (43 times, last at Houston, 11/24/24)

TEAM RECORDS: FIRST DOWNS

Most First Downs, Season
381 (2020)
376 (1990)

Fewest First Downs, Season
138 (1982, nine games)
183 (1972)
193 (1973)
199 (1976)

Most First Downs, Game
34 (vs. Cleveland, 12/9/90)

Fewest First Downs, Game
4 (at Cleveland, 10/21/73)
5 (vs. Jacksonville, 12/17/06)

Most First Downs, Both Teams, Game
57 (Tennessee 21, Detroit 36, @ Tennessee, 9/23/12, OT)
56 (Tennessee 31, Houston 25, @ Tennessee, 10/18/20, OT)
56 (Tennessee 32, Arizona 24, @ Tennessee, 12/15/13, OT)
56 (Houston 33, Buffalo 23, @ Houston, 9/24/89, OT)
55 (Three times, last Tennessee 28, Detroit 27, @ Tennessee, 12/20/20)

Most First Downs Rushing, Season
155 (1980)

Fewest First Downs Rushing, Season
52 (1982, nine games)
62 (1971)

Most First Downs Rushing, Game
17 (three times, last @ Houston, 1/3/21)

Fewest First Downs Rushing, Game
0 (seven times, last @ Cleveland, 9/24/23)

Most First Downs Passing, Season
251 (1990)

Fewest First Downs Passing, Season
81 (1982, nine games)
86 (1967)

Most First Downs Passing, Game
28 (@ Oakland, 12/19/04)

Fewest First Downs Passing, Game
0 (twice, last @ Buffalo, 11/10/85)

Most First Downs By Penalty, Season
37 (2015)
37 (2023)
36 (2020)
36 (2019)
36 (2017)
36 (2013)
34 (2021)

Fewest First Downs By Penalty, Season
5 (1982, nine games)
10 (1967)

Most First Downs By Penalty, Game
8 (vs. Baltimore, 10/15/23)
7 (vs. Indianapolis, 11/12/20)
7 (@ Atlanta, 9/9/90)

TEAM RECORDS: NET YARDS GAINED

Most Yards Gained, Season
6,343 (2020)
6,288 (1961)
6,222 (1990)

Fewest Yards Gained, Season
2,373 (1982, nine games)
3,191 (1972)

Most Yards Gained, Game
607 (vs. Houston, 10/18/20, overtime)
583 (vs. Dallas, 11/10/91, overtime)

Fewest Yards Gained, Game
81 (vs. Dallas, 11/24/74)
83 (at Pittsburgh, 12/9/73)
89 (vs. Oakland, 10/9/72)
94 (at Cleveland, 9/24/23)

TEAM RECORDS: RUSHING

Most Rushing Attempts, Season
616 (1979)
603 (1978)

Fewest Rushing Attempts, Season
225 (1982, nine games)
324 (1965)

Most Rushing Attempts, Game
56 (vs. San Diego, 9/28/75)
55 (vs. Oakland, 9/9/61)

Fewest Rushing Attempts, Game
7 (vs. N.Y. Giants, 12/8/85)
9 (vs. Cincinnati, 10/24/76)
10 (@ San Diego, 9/16/12)

Most Yards Gained Rushing, Season
2,690 (2020)
2,635 (1980)
2,592 (2009)
2,571 (1979)

Fewest Yards Gained Rushing, Season
799 (1982, nine games)
1,106 (1971)

Most Yards Gained Rushing, Game
332 (@ Kansas City, 10/19/08)
314 (@ Houston, 10/30/22)
305 (vs. Jacksonville, 11/1/09)
296 (vs. Kansas City, 11/27/77)
292 (@ Detroit, 11/27/08)

TEAM RECORDS: RUSHING

Fewest Yards Gained Rushing, Game
19 (twice, last vs. San Diego, 12/12/65)

Highest Average Gain Rushing, Season
5.2 (2009)
5.2 (2020)
5.0 (2019)
4.7 (2006)
4.6 (three times, last in 2016)

Most Touchdowns Rushing, Season
26 (2020)
26 (1988)

Fewest Touchdowns Rushing, Season
5 (1982, nine games)
6 (2014)
6 (1976)

Most Touchdowns Rushing, Game
5 (vs. L.A. Chargers, 9/18/60)

TEAM RECORDS: PASSING

Most Passes Attempted, Season
667 (1991)

Fewest Passes Attempted, Season
287 (1982, nine games)
333 (1967)

Most Passes Attempted, Game
68 (@ Buffalo, 11/1/64 — 37 completed)
61 (vs. Oakland, 11/7/65 — 27 completed)
61 (@ Oakland, 12/19/04 — 40 completed)

Fewest Passes Attempted, Game
6 (vs. Cincinnati, 10/4/81)

Most Passes Attempted, Both Teams
98 (Titans 61, Oakland 37, @ Oakland, 12/19/04)
97 (Oilers 44, Denver 53, @ Houston, 12/2/62)
97 (Titans 42, Detroit 55, @ Tennessee, 9/23/12)

Most Passes Completed, Season
411 (1991)

Fewest Passes Completed, Season
144 (1967)

Most Passes Completed, Game
41 (vs. Dallas, 11/10/91 — overtime)

Fewest Passes Completed, Game
1 (vs. Cincinnati, 10/4/81)

Most Yards Gained Passing, Season
4,805 (1990)

Fewest Yards Gained Passing, Season
1,381 (1967)

Most Gross Yards Gained Passing, Game
527 (@ Kansas City, 12/16/90)

Fewest Gross Yards Gained Passing, Game
-7 (@ New England, 10/18/09)

Most Net Yards Gained Passing, Game
505 (@ Kansas City, 12/16/90)

Fewest Net Yards Gained Passing, Game
-14 (@ Pittsburgh, 10/23/77)

Most Times Sacked, Season
65 (1994)
64 (2023)
58 (1985)

Fewest Times Sacked, Season
11 (1962)
12 (2008)

Most Times Sacked, Game
12 (vs. Dallas, 9/29/85)

Most Times Sacked, Both Teams, Game
14 (Oilers 12, Dallas 2, @ Houston, 9/29/85)

Most Touchdowns Passing, Season
48 (1961)

Fewest Touchdowns Passing, Season
9 (2007)

Most Touchdowns Passing, Game
7 (twice, last vs. N.Y. Titans, 10/14/62)

Most Touchdowns Passing, Both Teams, Game
11 (Oilers 5, Oakland 6, @ Oakland, 12/22/63)

Most Passes Had Intercepted, Season
48 (1962)*

Fewest Passes Had Intercepted, Season
7 (2020)
8 (2019)
9 (2003, 2008)
10 (1998)

Most Passes Had Intercepted, Game
6 (eight times, last @ Cleveland, 11/30/86)

* Denotes League Record

TEAM RECORDS: PUNTING

Most Punts, Season
100 (1976)
96 (1994)
93 (1979)

Fewest Punts, Season
34 (1990)

Most Punts, Game
11 (three times, last @ Pittsburgh, 12/3/95)

Fewest Punts, Game
0 (five times, last vs. Cincinnati, 10/27/91)

Highest Average Distance, Punting, Season
53.1 (2022)
50.1 (2023)
49.7 (2017)
49.2 (2024)
47.4 (2015)
47.2 (1998)
47.1 (2019)
46.4 (2018, 2012)
46.3 (2014)
45.3 (1993)

Highest Average Distance, Punting, Game (Minimum Four Punts)
61.2 (vs. L.A. Chargers, 9/17/23)
60.5 (vs. Pittsburgh, 10/25/20)
59.2 (vs. Buffalo, 12/27/92)

Highest Net Average, Punting, Season
44.6 (2017)
44.0 (2022)
43.1 (2019)
43.0 (2023)
41.7 (2018)
40.8 (2014)
40.3 (2015)
40.1 (2020)
39.8 (2021)
39.4 (2012)
39.4 (2011)

TEAM RECORDS: PUNT RETURNS & KICKOFF RETURNS

PUNT RETURNS

Most Punt Returns, Season
53 (2000)
52 (1968)

Fewest Punt Returns, Season
15 (1960)

Most Punt Returns, Game
10 (vs. Tampa Bay, 9/12/76)

Most Yards, Punt Returns, Season
671 (2000)
620 (1975)

Fewest Yards, Punt Returns, Season
104 (1982, Nine games)
118 (1961)

Highest Average, Punt Returns, Season
15.3 (2012)
15.0 (1977)

Most Touchdowns, Punt Returns, Season
3 (1975, 2006 and 2012)

Most Touchdowns, Punt Returns, Game
2 (vs. Jacksonville, 12/30/12)
1 (21 times, last vs. Seattle, 11/23/25)

KICKOFF RETURNS

Most Kickoff Returns, Season
83 (1983)

Fewest Kickoff Returns, Season
18 (2023)
23 (2018)
28 (2017)
30 (2019)
31 (1993)
32 (2011)
33 (2016)
33 (2015)

Most Kickoff Returns, Game
10 (twice, last at Cincinnati, 12/17/89)

Most Yards, Kickoff Returns, Season
1,835 (2006)
1,721 (1981)

Fewest Yards, Kickoff Returns, Season
372 (2023)
589 (1993)
618 (2017)
629 (2016)
638 (2019)
680 (2015)
737 (2018)
767 (2020)

Highest Average, Kickoff Returns, Season
32.0 (2018)
27.0 (2024)
26.4 (1963)
26.1 (2000)
26.0 (2011)
25.9 (1962)

Most Touchdowns, Kickoff Returns, Season
2 (three times, last in 1983)

Most Touchdowns, Kickoff Returns, Game
1 (18 times, last @ Indianapolis, 11/29/20)

TEAM RECORDS: FUMBLES

Most Fumbles, Season
43 (1973)
42 (1994)
41 (1985)

Fewest Fumbles, Season
10 (2017)
14 (1982, nine games)
15 (2020)
17 (1962, 1967, 1999, 2011, 2016)

Most Fumbles, Game
8 (@ Pittsburgh, 12/9/73)

Most Fumbles Lost, Season
25 (1973, 1994)

Fewest Fumbles Lost, Season
5 (2020)
6 (2018)
7 (1967, 2006 and 2016)
8 (2008, 2011 and 2017)

Most Fumbles Lost, Game
5 (twice, last vs. Philadelphia, 12/2/91)

Most Opponents' Fumbles Recovered, Season
28 (1977)

Most Opponents' Fumbles Recovered, Game
7 (@ Kansas City, 10/12/69)

Fewest Opponents' Fumbles Recovered, Season
4 (2014)
5 (2012)
6 (2016, 2018, 2021, 2022)
7 (2009, 2024)
8 (six times, last in 2023)

TEAM RECORDS: BLOCKED KICKS

Most Blocked Field Goals, Season
6 (1961)

Most Blocked Field Goals, Game
2 (at Indianapolis, 12/1/19)
2 (at Baltimore, 12/14/97)
2 (at Cleveland, 9/13/81)
2 (vs. Denver, 11/26/61)

Most Blocked Extra Points, Season
3 (1975)

Most Blocked Extra Points, Game
2 (at Cincinnati, 12/23/90)
2 (vs. Miami, 11/16/75)

Most Blocked Punts, Season
3 (1988)

Most Blocked Punts, Game
2 (at Pittsburgh, 10/16/88)
2 (at Philadelphia, 10/2/88)

TEAM RECORDS: PENALTIES

Fewest Penalties, Season (any)
52 (1982, nine games)
58 (1963)

Fewest Penalties, 16-Game Season
82 (2018)
84 (1983)

Most Penalties, Season
148 (1989)

Fewest Penalties, Game
0 (vs. Jacksonville, 12/24/11)
0 (@ Cincinnati, 10/29/72)
0 (@ Buffalo, 11/1/64)
0 (vs. Kansas City, 10/27/63)
0 (vs. Oakland, 12/9/62)

Most Penalties, Game
18 (@ Jacksonville, 1/1/06)

Fewest Yards Penalized, Season (any)
424 (1982, nine games)

Fewest Yards Penalized, 16-Game Season
727 (2018)
773 (2007)

Most Yards Penalized, Season
1,153 (1989)
1,150 (twice, last in 1988)

Most Yards Penalized, Game
212 (vs. Baltimore, 10/10/99)

TEAM RECORDS: DEFENSE

SCORING

Fewest Points Allowed, Season
191 (2000)
199 (1967)
226 (1975)

Most Points Allowed, Season
471 (2012)
460 (1983)
460 (2024)
447 (1973)

Fewest Points Allowed, Game
0 (17 times, last vs. Jacksonville, 12/12/21)

Most Points Allowed, Game
61 (twice, last @ Cincinnati, 12/17/89)

Fewest Touchdowns Allowed, Season
18 (1967)

Most Touchdowns Allowed, Season
55 (2012)
55 (2020)
55 (2024)
54 (1983)
53 (1984)

FIRST DOWNS

Fewest First Downs Allowed, Season
183 (1969)

Most First Downs Allowed, Season
391 (2020)
358 (2012)
357 (2014)
356 (1985)
356 (2010)

Most First Downs Allowed, Game (since 1991)
39 (@ Denver, 12/8/13)
36 (vs. Detroit, 9/23/12)
34 (@ Cincinnati, 12/4/97)
33 (@ Houston, 10/1/17)

Fewest First Downs Allowed, Rushing, Season
62 (2000)

Most First Downs Allowed, Rushing, Season
147 (1972)

Fewest First Downs Allowed, Passing, Season
90 (1976)

Most First Downs Allowed, Passing, Season
247 (2020)
231 (2017)
227 (2016)
214 (2010)
215 (2022)

Fewest First Downs Allowed, Penalty, Season
13 (twice, last in 1969)

Most First Downs Allowed, Penalty, Season
48 (1985)

NET YARDS

Fewest Yards Allowed, Season
3,375 (1968)

Most Yards Allowed, Season
6,372 (2020)
6,155 (1985)

Fewest Yards Allowed, Game
26 (vs. Denver, 9/3/66)

Most Yards Allowed, Game
619 (@ New England, 10/18/09)
584 (@ Cincinnati, 12/17/89)
583 (vs. Detroit, OT, 9/23/12)

Fewest Total Plays Allowed, Season
610 (1982, nine games)
840 (1970)

Most Total Plays Allowed, Season
1,139 (2010)
1,100 (2022)
1,099 (2014)
1,096 (2023)
1,091 (1985)

Fewest Total Plays Allowed, Game
36 (vs. Denver, 9/3/66)

Most Total Plays Allowed, Game
92 (vs. Detroit, OT, 9/23/12)
91 (@ Kansas City, OT, 11/6/22)
91 (@ Philadelphia, 11/19/06)
91 (@ Denver, 12/8/13)
87 (@ Cleveland, 10/2/11)
86 (vs. Washington, 11/21/10)
85 (three times, last @ Cleveland, 11/30/86, OT)

RUSHING

Fewest Yards Allowed, Rushing, Season
1,027 (1960)

Most Yards Allowed, Rushing, Season
2,814 (1985)

Fewest Yards Allowed, Rushing, Game
4 (vs. Buffalo, 11/23/97)
5 (at San Francisco, 12/7/75)
8 (vs. Jacksonville, 12/12/21)
8 (at Boston, 11/25/60)

Most Yards Allowed, Rushing, Game
398 (@ Dallas Texans, 10/1/61)
335 (@ Indianapolis, 12/22/24)
302 (vs. Kansas City, 10/24/65)

Fewest Touchdowns Allowed, Rushing, Season
5 (1996 and 2017)

Most Touchdowns Allowed, Rushing, Season
27 (1984)

Fewest Attempts Allowed, Rushing, Season
298 (1982, nine games)
356 (2016)
362 (1962)

Most Attempts Allowed, Rushing, Season
596 (1984)

Fewest Attempts Allowed, Rushing, Game
8 (vs. Jacksonville, 12/12/21)
9 (vs. Denver, 12/11/16)
10 (@ Indianapolis, 12/30/07)

10 (vs. Oakland, 9/7/03)
11 (vs. Miami, 10/1/89)

Most Attempts Allowed, Rushing, Game
56 (@ Dallas Texans, 10/1/61)

PASSING

Fewest Net Yards Allowed, Passing, Season
1,671 (1968)

Most Net Yards Allowed, Passing, Season
4,671 (2022)
4,439 (2020)
4,307 (2016)
4,169 (2021)
4,139 (2009)

Fewest Net Yards Allowed, Passing, Game
-52 (vs. Cincinnati, 10/31/71)
-16 (vs. Chicago, 11/6/77)

Most Net Yards Allowed, Passing, Game
442 (vs. Detroit, OT, 9/23/12)
433 (vs. Kansas City, 11/10/19)
426 (@ New England, 10/18/09)
425 (@ Indianapolis, 12/5/04)
422 (@ Kansas City, OT, 11/6/22)
407 (@ Oakland, 12/22/63)
405 (vs. Buffalo, 10/11/64)

Fewest Touchdowns Allowed, Passing, Season
10 (1967, 2000)

Most Touchdowns Allowed, Passing, Season
36 (2020)
35 (1966)

Fewest Attempts Allowed, Passing, Season
284 (1982, nine games)
324 (1972)

Most Attempts Allowed, Passing, Season
671 (2022)
635 (2016)
630 (2020)
628 (2021)
625 (2010)
605 (2017)
604 (2009)
598 (2019)

Fewest Attempts Allowed, Passing, Game
11 (@ Indianapolis, 12/22/24)
11 (@ Pittsburgh, 9/11/05)

Most Attempts Allowed, Passing, Game
68 (@ Kansas City, OT, 11/6/22)
61 (@ Cleveland, 10/2/11)
59 (@ Denver, 12/8/13)
57 (@ Pittsburgh, 12/19/93)

Fewest Completions Allowed, Season
158 (1968)

Most Completions Allowed, Season
439 (2022)
423 (2020)
410 (2010)
404 (2009)
395 (2021)
388 (2016)
387 (2023)
386 (2019)
374 (2012)

Fewest Completions Allowed, Game
2 (vs. Denver, 9/3/66)

Most Completions Allowed, Game
43 (@ Kansas City, OT, 11/6/22)
43 (vs. Detroit, OT, 9/23/12)
40 (@ Cleveland, 10/2/11)
39 (@ Denver, 12/8/13)
38 (@ New England, 10/18/09)
38 (@ Pittsburgh, 11/1/98)
37 (@ Indianapolis, 11/3/02)
36 (six times, last vs. Chicago, 11/8/20)

SACKS

Most Sacks, Season
55 (2000)
54 (1999)
52 (1993)
51 (1979)

Fewest Sacks, Season
19 (2020)
21 (1966)

Most Sacks, Game
9 vs. N.Y. Titans, 10/14/62
9 vs. Cincinnati, 10/31/71
8 at Arizona, 12/10/17
8 at Indianapolis, 11/26/17
8 at San Diego, 10/17/76
8 at Buffalo, 11/10/85
8 at Cincinnati, 9/12/82

INTERCEPTIONS

Most Interceptions, Season
36 (1963)

Fewest Interceptions, Season
3 (1982, nine games)*
6 (1972)
6 (2023)

Most Interceptions, Game
8 (vs. Denver, 12/2/62)
6 (five times, last vs. Atlanta, 12/5/93)

Most Interceptions, Both Teams, Game
13 (Oilers 5, Denver 8, @ Houston, 12/2/62)

Most Yards Returning Interceptions, Season
676 (1962)

Most Yards Returning Interceptions, Game
245 (@ N.Y. Jets, 10/15/67)

Most TDs, Returning Interceptions, Season
7 (1967)

Most TDs, Returning Interceptions, Game
3 (vs. San Diego, 12/19/71)

PUNT RETURNS

Fewest Opponent Punt Returns, Season
20 (2020)
20 (1961)
22 (2021)
23 (1990)

Most Opponent Punt Returns, Season
64 (1979)
60 (twice, last in 1984)

Fewest Yards Allowed, Punt Returns, Season
144 (2005)
160 (2000)
171 (2020)
186 (1990)

Most Yards Allowed, Punt Returns, Season
726 (1979)
659 (1976)

Lowest Average Allowed, Punt Returns, Season
4.5 (2005)
5.3 (1969)

Highest Average Allowed, Punt Returns, Season
13.9 (2002)
13.9 (2024)
13.6 (1961)

Most Touchdowns Allowed, Punt Returns, Season
3 (2002)
2 (1962, 1963, 1965 and 2016)

KICKOFF RETURNS

Fewest Opponent Kickoff Returns, Season
21 (2016)
22 (2015)
25 (2018)
26 (1982, nine games)
28 (1972, 2024)
30 (2011)
31 (2014)

Most Opponent Kickoff Returns, Season
81 (2003)
78 (1995, 1996)
76 (1999, 2000)
74 (2002)
71 (1990, 1997, 2009)

Fewest Yards Allowed, Kickoff Returns, Season
462 (2016)
547 (1972)
564 (1982, nine games)
599 (2015)
648 (2022)
680 (2011)
695 (1986)

Most Yards Allowed, Kickoff Returns, Season

TEAM RECORDS: DEFENSE

1,714 (2009)
1,675 (1996)
1,596 (1999)
1,587 (2000)
1,528 (1997)

Lowest Average Allowed, Kickoff Returns, Season
15.7 (1992)

Highest Average Allowed, Kickoff Returns, Season
32.1 (2024)
27.8 (2018)
27.6 (2014)
27.2 (2015)
26.1 (2012)
25.0 (2008)
24.9 (1985, 2001)

Most Touchdowns Allowed, Kickoff Returns, Season
2 (1966, 1999)

PUNTING

Most Punts Forced, Season
105 (2000)
96 (1976)

Fewest Punts Forced, Season
38 (1982, 9 games)
45 (2020)
56 (1964, 1989)

Most Punts Forced, Game
11 (five times, last vs. Chicago, 11/14/04)

Fewest Punts Forced, Game
0 7 times (12/11/66 at Boston; 11/12/78 at New England; 11/5/95 at Cleveland; 12/5/04 at Indianapolis; 9/26/10 at N.Y. Giants; 12/27/20 at Green Bay; 12/14/25 at San Francisco)

Lowest Punting Average Allowed (Gross), Season
37.1 (1960)

* Denotes League Record

ALL-TIME TWO-POINT CONVERSIONS

TITANS

1994 Oilers: 4-7		Run 0-0, Pass 4-7
9/4/94 vs. Ind	Bucky Richardson to Reggie Brown	Good
	Bucky Richardson to Haywood Jeffires	NG
10/13/94 vs. Cle	Billy Joe Tolliver to Haywood Jeffires	Good
12/11/94 vs. Sea	Billy Joe Tolliver to Haywood Jeffires	Good
	Billy Joe Tolliver to Todd McNair	NG
12/18/94 vs. KC	Billy Joe Tolliver to Webster Slaughter	NG
12/24/94 vs. NYJ	Bucky Richardson to Haywood Jeffires	Good

1995 Oilers: 2-5		Run 2-3, Pass 0-2
10/8/95 vs. Min	Rodney Thomas run	Good
10/22/95 vs. Chi	Chris Chandler run	Good
11/12/95 vs. Cin	Will Furrer to Haywood Jeffires	NG
11/19/95 vs. KC	Rich Camarillo to Bruce Matthews	NG
12/24/95 vs. Buf	Rodney Thomas run	NG

1996 Oilers: 0-0		No Attempts
None		

1997 Oilers: 2-4		Run 1-3, Pass 1-1
8/31/97 vs. Oak	Eddie George Run	Good
9/28/97 vs. Pitt	Steve McNair to Frank Wycheck	Good
11/16/97 vs. Jax	Rodney Thomas run	NG
12/14/97 vs. Bal	Steve McNair run	NG

1998 Oilers: 1-4		Pass 0-0, Run 1-4
9/27/98 vs. Jax	Eddie George run	NG
10/11/98 vs. Bal	Eddie George run	NG
11/29/98 vs. Sea	Eddie George run	NG
12/20/98 vs. GB	Eddie George run	Good

1999 Titans: 1-3		Pass 1-1, Run 0-2
10/3/99 vs. SF	Eddie George run	NG
11/28/99 vs. Cle	Frank Wycheck run	NG
12/5/99 vs. Bal	Steve McNair to Jackie Harris	Good

2000 Titans: 0-0		No Attempts
None		

2001 Titans: 3-4		Pass 3-4, Run 0-0
10/14/01 vs. TB	Steve McNair to Kevin Dyson	Good
10/21/01 vs. Det	Steve McNair to Drew Bennett	Good
12/16/01 vs. GB	Steve McNair to Kevin Dyson	NG
	Steve McNair to Derrick Mason	Good

2002 Titans: 2-6		Pass 0-2, Run 2-4
9/8/02 vs. Phi	Steve McNair run	NG
	Eddie George run	Good
9/29/02 vs. Oak	Steve McNair to Derrick Mason	NG
	Steve McNair to Frank Wycheck	NG
	Eddie George Run	NG
12/1/02 vs. NYG	Steve McNair run	Good

2003 Titans: 3-4		Pass 1-2, Run 2-2
10/5/03 vs. NE	Steve McNair to Tyrone Calico	Good
12/7/03 vs. Ind	Steve McNair Run	Good
	Steve McNair to Derrick Mason	NG
12/14/03 vs. Buf	Robert Holcombe run	Good

2004 Titans: 1-2		Pass 0-1, Run 1-1
9/26/04 vs. Jax	Steve McNair to Derrick Mason	NG
11/21/04 vs. Jax	Steve McNair run	Good

2005 Titans: 0-1		Pass 0-1, Run 0-0
10/30/05 vs. Oak	Steve McNair to Chris Brown	NG

2006 Titans: 3-3		Run 2-2, Pass 1-1
9/10/06 vs. NYJ	Travis Henry run	Good
	Kerry Collins pass to Drew Bennett	Good
10/1/06 vs. Dal	Vince Young run	Good

2007 Titans: 0-0		No Attempts
None		

2008 Titans: 1-1		Run 0-0, Pass 1-1
10/27/08 vs. Ind	Kerry Collins pass to Ahmard Hall	Good

2009 Titans: 1-2		Run 1-1, Pass 0-1
10/4/09 at Jax	Kerry Collins pass to Alge Crumpler	NG
	Chris Johnson run	Good

2010 Titans: 1-2		Run 0-0, Pass 1-2
9/19/10 vs. Pit	Kerry Collins pass to Kenny Britt	Good
10/31/10 at SD	Vince Young pass incomplete to Chris Johnson	NG

2011 Titans: 0-0		No Attempts
None		

ALL-TIME TWO-POINT CONVERSIONS

TITANS

2012 Titans: 1-1		Run 0-0, Pass 1-1
11/4/12 vs. Chi	Matt Hasselbeck pass to Kenny Britt	Good

2013 Titans: 0-0		No Attempts
None		

2014 Titans: 0-1		Run 0-1, Pass 0-0
10/26/14 vs.Hou	Leon Washington run	NG

2015 Titans: 3-5		Run 0-1, Pass 3-4
9/27/15 vs. Ind	Jalston Fowler run	NG
11/8/15 at NO	Marcus Mariota pass to Delanie Walker	Good
11/29/15 vs. Oak	Marcus Mariota pass to Dorial Green-Beckham	Good
12/13/15 at N.Y. Jets	Marcus Mariota pass to Dexter McCluster	Good
12/27/15 vs. Hou	Zach Mettenberger pass to Anthony Fasano	NG

2016 Titans: 0-5		Run 0-0, Pass 0-5
9/11/16 vs. Min	Marcus Mariota pass to DeMarco Murray	NG
9/18/16 at Det	Marcus Mariota sacked	NG
10/23/16 vs. Ind	Aborted play, Brett Kern pass to Ryan Succop	NG
11/13/16 vs. GB	Marcus Mariota pass to Rishard Matthews	NG
12/18/16 at KC	Marcus Mariota pass incomplete	NG

2017 Titans: 0-0		Run 0-0, Pass 0-0
None		

2018 Titans: 0-1		Run 0-0, Pass 0-1
10/21/18 at LAC	Marcus Mariota pass to Taywan Taylor	NG

2019 Titans: 1-2		Run 1-1, Pass 0-1
11/3/19 at Car	Ryan Tannehill pass to Adam Humphries	NG
11/10/19 vs. KC	Ryan Tannehill run	Good

2020 Titans: 4-7		Run 3-4, Pass 1-3
9/27/20 at Min	Ryan Tannehill pass to Jonnu Smith	NG
10/18/20 vs. Hou	Ryan Tannehill pass to Nick Westbrook-Ikhine	Good
11/1/20 at Cin	Brett Kern pass intercepted by Josh Bynes	NG
11/22/20 at Bal	Ryan Tannehill run	Good
12/6/20 vs. Cle	Derrick Henry run	NG
	Ryan Tannehill run	Good
12/20/20 vs. Det	Derrick Henry run	Good

2021 Titans: 2-2		Run 1-1, Pass 1-1
9/26/21 vs. Ind	Derrick Henry run	Good
10/3/21 at NYJ	Ryan Tannehill pass to MyCole Pruitt	Good

2022 Titans: 1-1		Run 0-0, Pass 1-1
12/11/22 vs. Jax	Ryan Tannehill pass to Chig Okonkwo	Good

2023 Titans: 1-1		Run 0-0, Pass 1-1
12/11/23 at Mia	Will Levis pass to Nick Westbrook-Ikhine	Good

2024 Titans: 3-4		Run 1-1, Pass 2-3
12/1/24 at Was	Will Levis pass to Tyler Boyd	NG
12/22/24 at Ind	Tony Pollard run	Good
12/22/24 at Ind	Mason Rudolph pass to Chig Okonkwo	Good
1/5/25 vs. Hou	Will Levis pass to Josh Whyle	Good

2025 Titans: 0-0		Run 0-0, Pass 0-0

Titans Overall Two-Point Statistics: 41-78 (52.6%)

OPPONENTS

1994 Opponents: 2-2		Run 2-2, Pass 0-0
10/13/94 vs. Cle	Tom Tupa Run	Good
12/4/94 vs. Ari	Ronald Moore Run	Good

1995 Opponents: 0-2		Run 0-0, Pass 0-2
11/26/95 vs. Den	John Elway to Shannon Sharpe	NG
12/17/95 vs. NYJ	Boomer Esiason to Fred Baxter	NG

1996 Opponents: 1-3		Run 1-1, Pass 0-2
9/15/96 vs. Bal	Vinny Testaverde pass	NG
11/10/96 at NO	Michael Haynes run	Good
10/13/96 at Atl	Bobby Hebert pass to Roell Preston	NG

1997 Opponents: 0-1		Run 0-0, Pass 0-1
10/5/97 vs. Sea	Rick Tuten (kicking form.) bad snap, inc. pass	NG

1998 Opponents: 4-5		Run 0-0, Pass 4-5
11/1/98 vs. Pit	Kordell Stewart to Charles Johnson	Good
	Mike Tomczak to Charles Johnson	Good
	Mike Tomczak to Will Blackwell	Good
11/8/98 vs. TB	Trent Dilfer to Bert Emanuel	NG
12/26/98 vs. Min	Randall Cunningham to Randy Moss	Good

1999 Opponents: 4-6		Run 0-1, Pass 4-5
9/12/99 vs. Cin	Jeff Blake to Willie Jackson	Good
	Ki-Jana Carter run	NG
	Jeff Blake to Brian Milne	Good
9/19/99 vs. Cle	Tim Couch Pass incomplete	NG
10/17/99 vs. NO	B.J. Tolliver to Brett Bech	Good
1/2/00 vs. Pit	Mike Tomczak to Hines Ward	Good

2000 Opponents: 0-0		No Attempts
None		

2001 Opponents: 1-2		Run 1-1, Pass 0-1
10/7/01 vs. Bal	Elvis Grbac to Brandon Stokley	NG
12/2/01 vs. Cle	Jamel White run	Good

2002 Opponents: 3-4		Run 0-0, Pass 3-4
11/3/02 vs. Ind	Peyton Manning to Marvin Harrison	Good
11/17/02 vs. Pit	Kordell Stewart to Dan Kreider	Good
	Antwaan Randle El to Hines Ward	Good
12/1/02 vs. NYG	Kerry Collins to Jeremy Shockey	NG

2003 Opponents: 0-1		Run 0-0, Pass 0-1
12/14/03 vs. Buf	Drew Bledsoe to Bernard Shaw	NG

2004 Opponents: 1-2		Run 0-0, Pass 1-2
9/26/04 vs. Jax	Byron Leftwich to Reggie Williams	Good
1/2/05 vs. Det	Joey Harrington to Roy Williams	NG

2005 Opponents: 2-2		Run 0-0, Pass 2-2
10/11/05 vs. Hou	David Carr to Corey Bradford	Good
11/27/05 vs. SF	Ken Dorsey to Terry Jackson	Good

2006 Opponents: 1-2		Run 0-0, Pass 1-2
10/22/06 at Was	Mark Brunell to Santana Moss	Good
10/29/06 vs. Hou	Sage Rosenfels to Andre Johnson	NG

2007 Opponents: 1-1		Run 0-0, Pass 1-1
10/21/07 at Hou	Sage Rosenfels to Andre Davis	Good

ALL-TIME TWO-POINT CONVERSIONS

OPPONENTS

2008 Opponents: 0-1		**Run 0-1, Pass 0-0**
9/21/08 vs. Hou	Aborted kick, Matt Turk run	NG
2009 Opponents: 1-1		**Run 1-1, Pass 0-0**
9/20/09 vs. Mia	Ricky Williams run	Good
2010 Opponents: 0-2		**Run 0-2, Pass 0-0**
10/31/10 at SD	Aborted kick, Kris Brown run	NG
11/14/10 at Mia	Ronnie Brown run	NG
2011 Opponents: 0-2		**Run 0-2, Pass 0-0**
12/11/11 vs. NO	Pierre Thomas run	NG
1/1/12 at Hou	Snap over Jake Delhomme's head, rec. by Ten.	NG
2012 Opponents: 1-2		**Run 0-0, Pass 1-2**
9/23/12 vs. Det	Matthew Stafford pass to Nate Burleson	Good
12/30/12 vs. Jax	Chad Henne pass incomplete	NG
2013 Opponents: 1-1		**Run 1-1, Pass 0-0**
9/15/13 at Hou	Arian Foster run	Good
2014 Opponents: 0-1		**Run 0-0, Pass 0-0**
12/14/14 vs. NYJ	Geno Smith pass incomplete	NG
2015 Opponents: 0-1		**Run 0-0, Pass 0-1**
12/6/15 vs. Jax	Blake Bortles pass incomplete	NG
2016 Opponents: 1-3		**Run 1-2, Pass 0-1**
10/16/16 vs. Cle	Cody Kessler pass incomplete	NG
10/27/16 vs. Jax	Blake Bortles run	Good
11/13/16 vs. GB	James Starks run	NG
2017 Opponents: 0-2		**Run 0-0, Pass 0-2**
9/17/17 at Jax	Blake Bortles pass incomplete	NG
9/24/17 vs. Sea	Russell Wilson pass incomplete	NG
2018 Opponents: 0-0		**No Attempts**
None		
2019 Opponents: 2-4		**Run 0-0, Pass 2-4**
10/27/19 vs. TB	Jameis Winston pass incomplete	NG
	Jameis Winston pass to Chris Godwin	Good
11/24/19 vs. Jax	Nick Foles pass to DJ Chark	Good
	Nick Foles pass incomplete	NG
2020 Opponents: 1-8		**Run 0-2, Pass 1-6**
9/27/20 at Min	Kirk Cousins pass to Adam Thielen	NG
10/13/20 vs. Buf	Josh Allen pass to Cole Beasley	NG
10/18/20 vs. Hou	Deshaun Watson pass to Randall Cobb	NG
11/22/20 at Bal	Lamar Jackson pass to J.K. Dobbins	Good
11/29/20 at Ind	Jacoby Brissett run	NG
	Philip Rivers pass to Zach Pascal	NG
12/27/20 at GB	Aaron Jones run	NG
1/3/21 at Hou	Deshaun Watson pass to Chad Hansen	NG
2021 Opponents: 2-4		**Run 0-0, Pass 2-4**
10/10/21 at Jax	Trevor Lawrence pass to Jamal Agnew	NG
10/18/21 vs. Buf	Dawson Knox pass to Josh Allen	Good
11/14/21 vs. NO	Trevor Siemian pass to Mark Ingram II	NG
1/9/22 at Hou	Davis Mills pass to Danny Amendola	Good
2022 Opponents: 3-7		**Run 1-2, Pass 2-5**
9/11/22 vs. NYG	Jamie Gillan run	NG
	Daniel Jones pass to Saquon Barkley	Good
9/25/22 vs. LV	Derek Carr pass to Darren Waller	NG
11/6/22 at KC	Patrick Mahomes run	Good
11/17/22 at KC	Aaron Rodgers pass to Aaron Jones	Good
12/11/22 vs. Jax	Trevor Lawrence pass to Christian Kirk	NG
12/24/22 vs. Hou	Davis Mills pass to Amari Rodgers	NG
2023 Opponents: 1-2		**Run 0-0, Pass 1-2**
9/17/23 vs. LAC	Justin Herbert pass to Trey Pipkins III	Good
12/3/23 vs. Ind	Gardner Minshew II pass to Zack Moss	NG
2024 Opponents: 1-2		**Run 0-0, Pass 1-2**
9/8/24 at Chi	Caleb Williams pass to D'Andre Swift	Good
9/30/24 at Mia	Tyler Huntley pass	NG
2025 Opponents: 1-4		**Run 1-3, Pass 0-1**
9/28/25 at Hou	C.J. Stroud pass	NG
11/30/25 vs. Jax	Trevor Lawrence run	Good
12/7/25 at Cle	Shedeur Sanders run	NG
12/7/25 at Cle	Quinshon Judkins pass to Gage Larvadain	NG

Opponents Overall Statistics: 35-80 (43.8%)

ALL-TIME SHUTOUTS

ALL-TIME DEFENSIVE SHUTOUTS

Date	Opponent	Score
9/9/61	Oakland	55-0
9/10/66	Oakland	31-0
10/16/66	New York	24-0
10/13/68	at Boston	16-0
9/21/75	at New England	7-0
9/12/76	Tampa Bay	20-0
9/18/77	NY Jets	20-0
11/6/77	Chicago	47-0
12/4/80	Pittsburgh	6-0
10/22/89	Pittsburgh	27-0
9/27/92	San Diego	27-0
9/12/93	Kansas City	30-0
1/2/94	NY Jets	24-0
12/17/00	at Cleveland	24-0
12/25/00	Dallas	31-0
12/16/18	at NY Giants	17-0
12/12/21	Jacksonville	20-0

ALL-TIME OPPONENT SHUTOUTS

Date	Opponent	Score
12/4/60	at Dallas	0-24
12/1/63	at San Diego	0-27
10/12/69	at Kansas City	0-24
11/2/69	at Boston	0-24
11/1/70	at St. Louis	0-44
9/19/71	at Cleveland	0-31
10/9/72	Oakland	0-34
11/5/72	at Cleveland	0-20
11/25/73	New England	0-32
11/24/74	Dallas	0-10
12/11/76	Pittsburgh	0-21
9/22/85	at Pittsburgh	0-20
11/10/85	at Buffalo	0-20
12/7/86	at San Diego	0-27
11/26/89	at Kansas City	0-34
11/7/99	at Miami	0-17
12/28/08	at Indianapolis	0-23
10/18/09	at New England	0-59
11/28/10	at Houston	0-20
10/14/18	Baltimore	0-21
10/13/19	at Denver	0-16
9/28/25	at Houston	0-26

GAME-WINNING FIELD GOALS

The franchise has totaled 56 game-winning field goals since 1960, including three playoff game winners. **Rob Bironas** leads the franchise with 11 game-winning field goals, followed by the 10 by former Oiler/Titan **Al Del Greco** (1991-00). Bironas' 60-yard field goal vs. Indianapolis (12/3/06) ranks as the longest game-winning field goal in franchise history. A game-winning field goal is defined as one that was the final score of the game and gave the kicker's team the lead at any time in the fourth quarter or overtime.

Date	Opp.	Kicker	Length	Final Score
10/24/65	Kansas City	Spikes	15	38-36
10/31/65	at Buffalo	Blanda	8	19-17
10/26/69	Denver	Gerela	22	24-21
12/1/74	at Pittsburgh	Butler	34	13-10
9/17/78	San Francisco	Fritsch	19	20-19
10/1/78	at Cleveland	Fritsch	19	16-13
9/23/79	at Cincinnati	Fritsch	29	30-27*
10/28/79	N.Y. Jets	Fritsch	35	27-24*
9/28/80	at Cincinnati	Fritsch	29	13-10
12/2/84	Pittsburgh	Cooper	30	23-20*
11/3/85	Kansas City	Zendejas	38	23-20
11/24/85	San Diego	Zendejas	51	37-35
1/3/88	**Seattle**	**Zendejas**	**42**	**23-20***
9/4/88	at Indianapolis	Zendejas	35	17-14*
11/13/89	Cincinnati	Zendejas	28	26-24
11/10/91	Dallas	Del Greco	23	26-23*
9/20/92	Kansas City	Del Greco	39	23-20*
12/12/93	Cleveland	Del Greco	25	19-17
10/6/96	at Cincinnati	Del Greco	49	30-27*
8/31/97	Oakland	Del Greco	33	24-21*
12/13/98	at Jacksonville	Del Greco	41	16-13
9/12/99	Cincinnati	Del Greco	33	36-35
9/10/00	Kansas City	Del Greco	36	17-14*
11/5/00	Pittsburgh	Del Greco	29	9-7
12/3/00	at Philadelphia	Del Greco	50	15-13
10/14/01	Tampa Bay	Nedney	49	31-28*
10/21/01	at Detroit	Nedney	46	27-24
12/22/01	at Oakland	Nedney	21	13-10
12/01/02	at N.Y. Giants	Nedney	38	32-29*
1/11/03	**Pittsburgh**	**Nedney**	**26**	**34-31***
1/3/04	**at Baltimore**	**Anderson**	**46**	**20-17**
12/11/05	Houston	Bironas	21	13-10
10/15/06	at Washington	Bironas	30	25-22
11/26/06	N.Y. Giants	Bironas	49	24-21
12/3/06	Indianapolis	Bironas	60	20-17
12/24/06	at Buffalo	Bironas	30	30-29
10/21/07	at Houston	Bironas	29	38-36
11/2/08	Green Bay	Bironas	41	19-16*
11/23/09	at Houston	Bironas	53	20-17
12/20/09	Miami	Bironas	46	27-24*
9/23/12	Detroit	Bironas	26	44-41*
10/11/12	Pittsburgh	Bironas	40	26-23
1218/16	at Kansas City	Succop	53	19-17
10/22/17	at Cleveland	Succop	47	12-9*
9/16/18	Houston	Succop	31	20-17
9/23/18	at Jacksonville	Succop	28	9-6
9/14/20	at Denver	Gostkowski	25	16-14
9/20/20	Jacksonville	Gostkowski	49	33-30
9/27/20	at Minnesota	Gostkowski	55	31-30
1/3/21	at Houston	Sloman	37	41-38
9/19/21	at Seattle	Bullock	36	33-30*
10/31/21	at Indianapolis	Bullock	44	34-31*
12/23/21	San Francisco	Bullock	44	20-17
9/17/23	L.A. Chargers	Folk	41	27-24*
11/3/24	New England	Folk	25	20-17*
10/5/25	at Arizona	Slye	29	22-21

*Overtime games
Playoff games in **bold**

ALL-TIME RETURN TOUCHDOWNS

INTERCEPTION RETURN TOUCHDOWNS

Yards	Player	Date	Opp	Result
99	Cortland Finnegan	9/21/2008	Hou	W, 31-12
98	Darryll Lewis	10/22/1995	@ Chi	L, 32-35
97	Jordan Babineaux	10/2/2011	@ Cle	W, 31-13
95	Willie Alexander	9/25/1977	@ GB	W, 16-10
95	Pete Jaquess	9/19/1964	Oak	W, 42-28
90	Mark Johnston	10/27/1963	KC	W, 28-7
87	Perry Phenix	11/12/2000	Bal	L, 23-24
83	Michael Griffin	12/21/2008	Pit	W, 31-14
83	Adam Jones	12/17/2006	Jax	W, 24-17
81	Samari Rolle	10/30/2000	@ Was	W, 27-21
79	Zach Brown	12/30/2012	Jax	W, 38-20
76	Andrew Adams	10/23/2022	Ind	W, 19-10
76	Vincent Fuller	10/7/2007	Atl	W, 20-13
75	Vernon Perry	1/6/1980	@ Pit *	L, 13-27
73	Eugene Seale	10/4/1987	@ Den	W, 40-10
66	Ken Houston	9/14/1968	@ Mia	W, 24-10
62	Blaine Bishop	11/5/1995	@ Cle	W, 37-10
62	Miller Farr	11/26/1967	NE	W, 27-6
61	Chris Hope	12/17/2006	Jax	W, 24-17
61	Vincent Fuller	9/24/2007	@ NO	W, 31-14
60	Rocky Boiman	9/28/2003	@ Pit	W, 30-13
58	Bubba McDowell	1/3/1993	@ Buf *	L, 38-41
56	Malcolm Butler	12/22/2018	Was	W, 25-16
52	Lamar Lathon	9/8/1991	@ Cin	W, 30-7
52	Miller Farr	12/7/1968	Buf	W, 35-6
52	Reynaldo Hill	10/30/2005	Oak	L, 25-34
51	Andre Dyson	10/12/2003	Hou	W, 38-17
51	Ken Houston	10/5/1969	Buf	W, 28-14
51	Miller Farr	10/15/1967	@ NYJ	T, 28-28
51	Zeke Moore	10/20/1969	@ NYJ	L, 17-26
49	Eddie Robinson	11/12/1995	Cin	L, 25-32
49	Colin McCarthy	11/11/2012	@ Mia	W, 37-3
48	Ken Houston	10/31/1971	Cin	W, 10-6
47	Darryll Lewis	9/19/1993	@ SD	L, 17-18
47	Darryll Lewis	11/2/1997	Jax	L, 24-30
45	Benny Nelson	9/19/1964	Oak	W, 42-28
45	Vincent Fuller	12/13/2009	STL	W, 47-7
44	Elijah Molden	12/17/23	Hou	L, 16-19
44	Steve Brown	9/4/1988	@ Ind	W, 17-14
43	Ken Houston	10/15/1967	@ NYJ	T, 28-28
42	Donald Mitchell	10/17/1999	@ NO	W, 24-21
41	Cortland Finnegan	10/24/2010	Phi	W, 37-19
40	Will Witherspoon	12/9/2012	@ Ind	L, 23-27
40	Larry Carwell	11/17/1968	Den	W, 38-17
40	Miller Farr	12/7/1968	Buf	W, 35-6
39	Denard Walker	10/26/1997	@ Ari	W, 41-14
39	Cortland Finnegan	11/8/2009	@ SF	W, 34-27
39	Miller Farr	10/1/1967	Den	W, 10-6
38	Malcolm Butler	9/8/2019	@ Cle	W, 43-13
38	Bo Orlando	12/19/1993	@ Pit	W, 26-17
37	Lamont Thompson	9/11/2004	@ Mia	W, 17-7
36	Cris Dishman	12/4/1994	Ari	L, 12-30
36	Darryll Lewis	9/29/1996	@ Pit	L, 16-30
36	Domingo Bryant	12/18/1988	@ Cle	L, 23-28

ALL-TIME RETURN TOUCHDOWNS

Yards	Player	Date	Opp	Result
35	Ken Houston	12/19/1971	SD	W, 49-33
34	J.C. Wilson	9/30/1979	Cle	W, 31-10
33	Darryll Lewis	10/20/1991	@ Mia	W, 17-13
32	Peter Sirmon	12/22/2002	@ Jax	W, 28-10
31	Roderick Hood	11/15/2009	Buf	W, 41-17
31	Gene Babb	11/11/1962	@ Oak	W, 28-20
30	Zach Brown	12/30/2012	Jax	W, 38-20
30	Richard Johnson	10/14/1990	Cin	W, 48-17
30	Ken Houston	12/23/1967	@ Mia	W, 41-10
29	Ken Houston	12/19/1971	SD	W, 49-33
28	Don Floyd	12/2/1962	Den	W, 34-17
27	Lonnie Marts	11/1/1998	@ Pit	W, 41-31
26	Coty Sensabaugh	9/13/2015	@ TB	W, 42-14
26	Vincent Fuller	11/15/2009	Buf	W, 41-17
26	Bubba McDowell	12/7/1992	Chi	W, 24-7
25	Bob Atkins	12/19/1971	SD	W, 49-33
24	**Cody Barton**	**11/2/2025**	**LAC**	**L, 20-27**
24	Kevin Byard	11/7/2021	@LAR	W, 28-16
24	Randall Godfrey	10/22/2000	@ Bal	W, 14-6
24	Rich Coady	12/16/2002	NE	W, 24-7
23	Jim Norton	10/22/1967	@ KC	W, 24-19
23	Marqueston Huff	12/7/2014	NYG	L, 7-36
23	Alterraun Verner	9/15/2013	@ Hou	L, 24-30
22	Ken Houston	12/15/1968	NE	W, 45-17
22	Zeke Moore	11/3/1974	@ NYJ	W, 27-22
22	Steve Jackson	10/17/1993	@ NE	W, 28-14
22	Jayon Brown	12/30/2018	Ind	L, 17-33
21	Brad Kassell	9/18/2005	Bal	W, 25-10
20	Chuck Cecil	10/8/1995	@ Min	L, 17-23
17	Ken Houston	12/12/1971	@ Buf	W, 20-14
17	Johnny Baker	9/27/1964	@ Den	W, 38-17
16	Andre Dyson	9/22/2002	Cle	L, 28-31
15	Fred Glick	9/14/1963	Den	W, 20-14
15	Dave Ball	11/27/2008	@ Det	W, 47-10
11	Andre Dyson	11/9/2003	Mia	W, 31-7
9	Logan Ryan	1/4/20	@ NE*	W, 20-14
8	Keith Bulluck	12/25/2000	Dal	W, 31-0
2	Elijah Molden	10/31/2021	@ Ind	W, 34-31
1	Joe Bowden	11/8/1998	@ TB	W, 31-22

* Postseason

FUMBLE RETURN TOUCHDOWNS

Yards	Player	Date	Opp	Result
96	C.L. Whittington	10/3/1976	@ NO	W, 31-26
93	Robert Lyles	10/19/1986	@ Cin	L, 28-31
92	Cortland Finnegan	12/17/2006	Jax	W, 24-17
83	Denard Walker	1/2/2000	@ Pit	W, 47-36
80	Marcus Robertson	9/5/1993	@ NO	L, 21-33
77	Jason McCourty	10/13/2013	@ Sea	L, 13-20
72	Alterraun Verner	9/23/2012	Det	W, 44-41
72	Terry Kinard	12/9/1990	Cle	W, 58-14
70	Al Smith	12/8/1991	Pit	W, 31-6
68	Ken Houston	9/26/1971	KC	L, 16-20
66	Zeke Moore	11/13/1977	@ Oak	L, 29-34
63	Desmond King II	11/8/2020	Chi	W, 24-17
62	Jason McCourty	11/30/2014	@ Hou	L, 21-45
61	Keith Bulluck	11/3/2002	@ Ind	W, 23-15
61	Samari Rolle	12/21/2003	@ Hou	W, 27-24
58	Cris Dishman	9/12/1993	KC	W, 30-0
55	Robert Lyles	12/6/1987	SD	W, 33-18
53	Rashaan Evans	11/10/2019	KC	W, 35-32
48	Willie Germany	9/21/1975	@ NE	W, 7-0
46	Jayon Brown	12/8/2019	@ Oak	W, 42-21
43	John Corker	12/14/1980	@ GB	W, 22-3
42	Marcus Robertson	11/27/1997	@ Dal	W, 27-14
41	Johnny Peacock	12/20/1970	@ Dal	L, 10-52
40	Tony Brown	10/29/2006	Hou	W, 28-22
39	Keith Bulluck	1/2/2005	Det	W, 24-19
38	Curley Culp	9/28/1975	SD	W, 33-17
38	Elvin Bethea	10/27/1974	@ Cin	W, 34-21
38	Tom Domres	11/16/1969	@ Den	T, 20-20
34	Gregg Bingham	11/6/1977	Chi	W, 47-0
32	Keith Bulluck	10/19/2003	@ Car	W, 37-17
30	Kevin Byard	10/10/2021	@ Jax	W, 37-19
30	Henry Ford	12/25/2000	Dal	W, 31-0
27	Marcus Robertson	11/23/1997	Buf	W, 31-14
27	Antwan Odom	11/20/2005	Jax	L, 28-31
27	Johnny Peacock	12/6/1969	NYJ	L, 26-34
25	Antwan Odom	9/25/2005	@ STL	L, 27-31
25	Keith Bostic	11/25/1984	@ Cle	L, 10-27
20	Jesse Baker	10/14/1979	@ Bal	W, 28-16
19	Garland Boyette	11/28/1971	Cle	L, 24-37
19	Cris Dishman	10/6/1991	Den	W, 42-14
19	Mike Dumas	9/1/1991	Oak	W, 47-17
16	Keith Bulluck	11/19/2006	@ Phi	W, 31-13
15	Johnny Meads	9/6/1992	Pit	L, 24-29
14	Jevon Kearse	1/2/2000	@ Pit	W, 47-36
14	Bobby Myers	9/9/2001	Mia	L, 23-31
12	Doug Cline	11/12/1961	NE	W, 27-15
12	Joe Bowden	10/18/1998	Cin	W, 44-14
10	William Fuller	11/26/1992	@ Det	W, 24-21
8#	Mike Munchak	9/14/1986	Cle	L, 20-23
8	Ray Childress	11/1/1992	@ Pit	L, 20-21
7	Doug Cline	9/10/1966	Oak	W, 31-0
5	Greg Stemrick	10/9/1977	Pit	W, 27-10
4	Wesley Woodyard	12/24/2017	LAR	L, 23-27
3#	MyCole Pruitt	12/6/2020	Cle	L, 35-41
3	Wesley Woodyard	12/6/2015	Jax	W, 42-39
0#	Tyler Lockett	10/5/2025	@ Ari	W, 22-21
0#	Treylon Burks	11/27/2022	Cin	L, 16-20
0#	Anthony Firkser	11/21/2021	Hou	L, 13-22
0	DaQuan Jones	1/1/2017	Hou	W, 24-17
0	Karl Klug	9/29/2013	NYJ	W, 38-13
0#	Erron Kinney	12/28/2003	TB	W, 33-13
0	Michael Roan	11/15/1998	Pit	W, 23-14
0	Ray Childress	12/5/1993	Atl	W, 33-17
0	Jeff Donaldson	9/21/1986	@ KC	L, 13-27
0	Mike Reinfeldt	9/19/1982	Sea	W, 23-21
0	Doug Cline	11/26/1961	Den	W, 45-14

Own fumble recovery (all others opponent fumble recoveries)

PUNT RETURN TOUCHDOWNS

Yards	Player	Date	Opp	Result
90	**Chimere Dike**	**11/23/2025**	**Sea**	**L, 24-30**
90	Adam Jones	11/19/2006	@ Phi	W, 31-13
87	Billy Johnson	10/16/1977	Cle	L, 23-24
87	Marc Mariani	11/21/2010	Was	L, 16-19
83	Billy Johnson	11/16/1975	Mia	W, 20-19
82	Bobby Jancik	12/20/1964	Den	W, 34-15
81	Adam Jones	12/31/2006	NE	L, 23-40
81	Darius Reynaud	12/30/2012	Jax	W, 38-20
79	Marc Mariani	11/13/2011	@ Car	W, 30-3
78	Ernest Givins	12/11/1994	Sea	L, 14-16
72	Billy Johnson	12/11/1977	@ Cle	W, 19-15
69	Darius Reynaud	12/30/2012	Jax	W, 38-20
69	Ronnie Coleman	10/24/1976	Cin	L, 7-27
69	Derrick Mason	10/30/2000	@ Was	W, 27-21
67	**Chimere Dike**	**11/2/2025**	**LAC**	**L, 20-27**
65	Tommie Campbell	9/23/2012	Det	W, 44-41
65	Derrick Mason	11/28/1999	@ Cle	W, 33-21
63	Billy Johnson	10/5/1975	Cin	L, 19-21
58	Justin McCareins	11/23/2003	@ Atl	W, 38-31
53	Adam Jones	10/29/2006	Hou	W, 28-22
52	Billy Johnson	10/26/1975	Det	W, 24-8
52	Adam Jones	12/11/2005	Hou	W, 13-10
23	Don Floyd	12/13/1964	NYJ	W, 33-17

ALL-TIME RETURN TOUCHDOWNS

KICKOFF RETURN TOUCHDOWNS

Yards	Player	Date	Opp	Result
105	Darius Reynaud	9/23/2012	Det	W, 44-41
104	Ken Hall	10/23/1960	@ NYJ	W, 42-28
103	Bob Gresham	9/23/1973	@ Cin	L, 10-24
101	Derrick Mason	11/18/2001	@ Cin	W, 20-7
98	Marc Mariani	10/3/2010	Den	L, 20-26
97	Carl Roaches	9/18/1983	Pit	L, 28-40
96	Carl Roaches	10/4/1981	Cin	W, 17-10
95	Willie Tullis	9/6/1981	@ LAR	W, 27-20
94	Darius Jennings	9/9/2018	@ Mia	L, 20-27
93	Steve Brown	12/11/1983	Cle	W, 34-27
93	Ode Burrell	11/29/1964	NE	L, 17-34
92	Zeke Moore	10/22/1967	@ KC	W, 24-19
90	Lorenzo White	12/4/1988	Pit	L, 34-37
88	Billy Cannon	12/18/1960	NE	W, 37-21
84	Tommie Campbell	11/27/2011	TB	W, 23-17
81	Billy Johnson	10/12/1975	@ Cle	W, 40-10
80	Derrick Mason	1/23/2000	@ Jax *	W, 33-14
75	Billy Johnson	11/6/1977	Chi	W, 47-0
75	Kevin Dyson	1/8/2000	Buf *	W, 22-16
42	A.J. Brown	11/29/2020	@ Ind	W, 45-26

* Postseason

BLOCKED PUNTS RETURNED FOR TOUCHDOWNS

Yards	Player	Date	Opp	Result
26	Donald Mitchell	10/7/2001	@ Bal	L, 7-26
20	Mike Akiu	10/27/1985	@ STL	W, 20-10
14	Larry Eaglin	10/7/1973	LAR	L, 26-31
10	Cris Dishman	10/2/1988	@ Phi	L, 23-32
7	Cris Dishman	9/24/1989	Buf	L, 41-47
0	Norm Evans	11/28/1965	@ KC	L, 21-52
0	Larry Onesti	12/18/1965	@ NE	L, 14-42
0	Ward Walsh	10/15/1972	@ Pit	L, 7-24
0	Eugene Seale	11/13/1989	Cin	W, 26-24
0	Bubba McDowell	10/6/1991	Den	W, 42-14
0	Keith Bulluck	9/14/2008	@ Cin	W, 24-7
0	Jason McCourty	10/30/2011	Ind	W, 27-10

BLOCKED/MISSED FIELD GOALS RETURNED FOR TOUCHDOWNS

Yards	Player	Date	Opp	Result
71	Ken Houston	10/15/1967	@ NYJ	T, 28-28
69	Donald Mitchell	10/21/2001	@ Det	W, 27-24
63	Tye Smith	12/1/2019	@ Ind	W, 31-17
62	Mark Johnston	11/26/1961	Den	W, 45-14
58	Tony Banfield	12/9/1962	Oak	W, 32-17

TOP PERFORMANCES: 100-YARD RUSHING GAMES

Yards	Player	Date	Opp	Att	Avg	TD
250	Derrick Henry	01/03/21	Hou	34	7.4	2
238	Derrick Henry	12/06/18	Jac	17	14.0	4
228	Chris Johnson	11/01/09	Jac	24	9.5	2
219	Derrick Henry	10/30/22	Hou	32	6.8	2
216	Billy Cannon	12/10/61	NYT	25	8.6	3
216	Eddie George	08/31/97	Oak	35	6.2	1
215	Derrick Henry	12/13/20	Jax	26	8.3	2
212	Derrick Henry	10/18/20	Hou	22	9.6	2
211	Derrick Henry	12/29/19	Hou	32	6.6	3
206	Earl Campbell	11/16/80	Chi	31	6.6	0
203	Earl Campbell	10/19/80	TB	33	6.2	0
203	Earl Campbell	12/21/80	Min	29	7.0	1
202	Earl Campbell	10/26/80	Cin	27	7.5	2
199	Earl Campbell	11/20/78	Mia	28	7.1	4
199	Eddie George	12/09/99	Oak	28	7.1	2
197	Chris Johnson	09/20/09	Hou	16	12.3	2
195	Earl Campbell	11/22/79	Dal	33	5.9	2
195	Chris Johnson	10/21/12	Buf	18	10.8	2
194	Gary Brown	11/21/93	Cle	34	5.7	1
190	Chris Johnson	11/27/11	TB	23	8.3	0
188	Derrick Henry	11/10/19	KC	23	8.2	2
186	Earl Campbell	10/11/81	Sea	39	4.8	2
183	Hoyle Granger	12/04/66	SD	19	9.6	0
182	Earl Campbell	10/04/81	Cin	37	4.9	1
182	Derrick Henry	09/19/21	Sea	35	5.2	3
181	Earl Campbell	12/14/80	GB	36	5.0	2
181	Eddie George	10/08/00	Cin	36	5.0	1
179	Sid Blanks	12/13/64	NYJ	21	8.5	3
178	Earl Campbell	10/12/80	KC	38	4.7	1
178	Derrick Henry	11/29/20	Ind	27	6.6	3
178	Travis Henry	10/15/06	Was	32	5.6	1
176	Eddie George	12/17/00	Cle	34	5.2	3
175	Chris Brown	09/09/07	Jac	19	9.2	0
170	Derrick Henry	12/16/18	NYG	33	5.2	2
168	Chris Johnson	10/19/08	KC	18	9.3	1
167	Eddie George	10/16/00	Jac	29	5.8	1
166	Gary Brown	11/14/93	Cin	26	6.4	1
166	Earl Campbell	09/02/79	Was	32	5.2	2
161	**Tony Pollard**	**12/07/25**	**Cle**	**25**	**6.4**	**2**
160	Hoyle Granger	12/23/67	Mia	21	7.6	1
159	Derrick Henry	11/24/19	Jax	19	8.5	2
158	Earl Campbell	09/23/79	Cin	34	4.6	1
157	Earl Campbell	11/02/80	Den	36	4.4	2
157	Derrick Henry	10/03/21	NYJ	33	4.8	1
156	Lorenzo White	11/21/94	NYG	27	5.8	0
155	Eddie George	10/17/99	NO	28	5.5	0
154	Chris Johnson	11/29/09	Ari	18	8.6	1
153	Eddie George	11/01/98	Pit	34	4.5	1
153	Derrick Henry	01/07/24	Jax	19	8.1	1
153	Chris Johnson	12/04/11	Buf	23	6.7	2
152	Chris Brown	09/19/04	Ind	26	5.8	1
152	Eddie George	10/06/96	Cin	26	5.8	1
151	Chris Johnson	11/23/09	Hou	29	5.2	0
150	Chris Johnson	11/03/13	StL	23	6.5	2
150	Mike Rozier	09/20/87	Buf	29	5.2	1
149	Derrick Henry	12/01/19	Ind	26	5.7	1
149	Earl Campbell	10/14/79	Bal	22	6.8	3
149	Rob Carpenter	11/27/77	KC	14	10.6	0
149	LenDale White	10/19/08	KC	17	8.8	3
149	Lorenzo White	10/11/92	Cin	25	6.0	0
148	Chris Brown	10/11/04	GB	27	5.5	2
147	Chris Brown	10/31/04	Cin	32	4.6	1
147	Derrick Henry	12/20/20	Det	24	6.1	1
145	Billy Cannon	12/17/61	Oak	21	6.9	1
144	Allen Pinkett	09/01/91	LAA	26	5.5	1
144	Mike Rozier	10/25/87	Atl	29	5.0	1
143	Joe Dawkins	11/22/70	Cle	22	6.5	2
143	Eddie George	09/08/96	Jac	17	8.4	1
143	Derrick Henry	10/18/21	Buf	20	7.2	3
143	Travis Henry	11/19/06	Phi	18	7.9	1
142	Earl Campbell	09/19/82	Sea	30	4.7	1
142	Earl Campbell	09/25/83	Buf	30	4.7	1

TOP PERFORMANCES: 100-YARD RUSHING GAMES

Yards	Player	Date	Opp	Att	Avg	TD
142	Ronnie Coleman	09/12/76	TB	25	5.7	0
142	Hoyle Granger	11/12/67	Den	22	6.5	0
142	Skip Hicks	12/16/01	GB	17	8.4	1
142	Chris Johnson	12/25/09	SD	21	6.8	1
142	Chris Johnson	09/12/10	Oak	27	5.3	2
142	Charley Tolar	09/23/62	SD	18	7.9	1
141	Woody Campbell	12/03/67	Mia	18	7.8	1
141	Eddie George	12/01/96	NYJ	28	5.0	2
141	Mike Rozier	10/09/88	KC	27	5.2	0
141	Chris Johnson	09/30/12	Hou	25	5.6	0
141	Chris Johnson	11/04/12	Chi	16	8.8	1
139	Hoyle Granger	12/14/69	BPA	25	5.6	0
138	Earl Campbell	12/04/83	Mia	28	4.9	1
138	Hoyle Granger	10/01/67	Den	20	6.9	0
138	Larry Moriarty	11/18/84	NYJ	23	6.0	1
137	Earl Campbell	09/03/78	Atl	15	9.1	1
137	Eddie George	10/25/98	Chi	21	6.5	0
136	Chris Johnson	12/07/08	Cle	19	7.2	1
135	Travis Henry	12/24/06	Buf	25	5.4	0
135	Chris Johnson	11/08/09	SF	25	5.4	2
134	Earl Campbell	12/16/79	Phi	16	8.4	1
134	Eddie George	11/19/00	Cle	36	3.7	3
134	Eddie George	11/08/98	TB	27	5.0	1
134	Chris Johnson	01/03/10	Sea	36	3.7	2
133	Derrick Henry	11/22/20	Bal	28	4.8	1
133	LenDale White	10/28/07	Oak	25	5.3	0
132	D'Onta Foreman	01/02/22	Mia	26	5.1	1
132	Chris Johnson	11/15/09	Buf	26	5.1	2
131	Derrick Henry	10/16/17	Ind	19	6.9	1
131	Dontrell Hilliard	11/28/21	NE	12	10.9	1
131	Chris Johnson	10/10/10	Dal	19	6.9	2
131	Earl Campbell	09/16/79	KC	32	4.1	1
130	Earl Campbell	11/10/80	NE	30	4.3	2
130	Earl Campbell	12/11/83	Cle	32	4.1	1
130	Earl Campbell	10/16/83	Min	29	4.5	1
130	Eddie George	12/30/01	Cle	26	5.0	2
130	Derrick Henry	10/10/21	Jax	29	4.5	3
130	Chris Johnson	11/13/11	Car	27	4.8	1
130	Chris Johnson	12/19/10	Hou	24	5.4	1
130	Chris Johnson	11/21/10	Was	21	6.2	0
129	Eddie George	12/14/97	Bal	26	5.0	0
128	**Tony Pollard**	**11/3/24**	**NE**	**28**	**4.6**	**0**
128	Derrick Henry	10/23/22	Ind	30	4.3	0
128	Chris Johnson	10/18/09	NE	17	7.5	0
127	Sid Blanks	09/19/64	Oak	6	21.2	0
127	Chris Johnson	12/29/13	Hou	27	4.7	1
126	Derrick Henry	12/24/22	Hou	23	5.5	1
126	Mike Rozier	12/11/88	Cin	22	5.7	3
126	Chris Johnson	11/11/12	Mia	23	5.5	1
125	Chris Johnson	09/26/10	NYG	32	3.9	2
125	Eddie George	10/01/00	NYG	35	3.6	1
125	Eddie George	10/19/97	Was	31	4.0	2
125	Chris Johnson	11/27/08	Det	16	7.8	2
125	Lorenzo White	11/26/90	Buf	18	6.9	1
124	Hoyle Granger	11/26/67	BPA	22	5.6	1
123	Earl Campbell	09/04/83	GB	27	4.6	3
123	Ronnie Coleman	09/15/74	SD	21	5.9	0
123	Eddie George	11/14/99	Cin	29	4.2	2
123	Travis Henry	10/08/06	Ind	19	6.5	0
123	DeMarco Murray	10/27/16	Jax	21	5.9	1
123	DeMarco Murray	11/13/16	GB	17	7.2	1
122	Earl Campbell	09/06/81	LAN	27	4.5	0
122	Earl Campbell	11/26/78	Cin	27	4.5	0
122	Eddie George	11/09/97	NYG	32	3.8	1
122	Derrick Henry	10/01/23	Cin	22	5.5	1
122	Mike Rozier	11/29/87	Ind	26	4.7	0
122	Chris Johnson	12/17/12	NYJ	21	5.8	1
121	Eddie George	10/11/98	Bal	30	4.0	0
121	Derrick Henry	12/11/22	Jax	17	7.1	1

Yards	Player	Date	Opp	Att	Avg	TD
121	Herman Hunter	10/11/87	Cle	28	4.3	0
121	DeMarco Murray	10/09/16	Mia	27	4.5	0
120	Earl Campbell	11/05/79	Mia	32	3.8	0
120	Rob Carpenter	11/13/77	Oak	19	6.3	0
119	Derrick Henry	9/27/20	Min	26	4.6	2
119	**Tony Pollard**	**11/24/24**	**Hou**	**24**	**5.0**	**1**
119	Fred Willis	11/12/72	Phi	21	5.7	0
118	Billy Cannon	11/05/61	Den	11	10.7	1
117	Chris Johnson	11/14/10	Mia	17	6.9	1
117	Chris Johnson	12/13/09	StL	28	4.2	2
117	Larry Moriarty	11/11/84	KC	29	4.0	0
116	Eddie George	10/05/97	Sea	26	4.5	0
116	Derrick Henry	09/14/20	Den	31	3.7	0
116	Lorenzo White	12/09/90	Cle	18	6.4	4
116	Lorenzo White	12/07/92	Chi	21	5.5	1
115	Derrick Henry	11/06/22	KC	17	6.8	2
115	Eddie George	11/23/03	Atl	26	4.4	1
115	DeMarco Murray	09/24/17	Sea	14	8.2	1
115	Lorenzo White	12/03/89	Pit	23	5.0	1
114	Gary Brown	12/25/93	SF	19	6.0	0
114	Rob Carpenter	09/21/80	Bal	24	4.8	1
114	Ronnie Coleman	10/23/77	Pit	26	4.4	0
114	Derrick Henry	10/02/22	Ind	22	5.2	1
114	DeMarco Murray	09/25/16	Oak	16	7.1	1
114	Dave Smith	10/14/62	NYT	20	5.7	1
113	Eddie George	11/28/99	Cle	26	4.3	2
113	Eddie George	10/13/02	Jac	31	3.6	1
113	Derrick Henry	09/26/21	Ind	28	4.0	0
113	Chris Johnson	12/06/09	Ind	27	4.2	0
113	LenDale White	12/09/07	SD	30	3.8	1
112	Ode Burrell	11/28/65	KC	14	8.0	2
112	Earl Campbell	11/18/79	Cin	19	5.9	2
112	Ronnie Coleman	09/28/75	SD	16	7.0	1
112	Derrick Henry	11/01/20	Cin	18	6.2	1
112	Mike Rozier	11/15/87	Pit	29	3.9	0
112	Marcus Mariota	12/6/15	Jax	9	12.4	1
111	Hoyle Granger	12/03/67	Mia	25	4.4	1
111	Chris Johnson	10/18/10	Jax	26	4.3	1
111	Chris Johnson	12/09/10	Hou	22	5.0	1
110	Ronnie Coleman	10/12/75	Cle	14	7.9	0
110	Eddie George	11/27/97	Dal	34	3.2	0
110	Charley Tolar	11/04/62	DLT	24	4.6	0
109	Gary Brown	12/12/93	Cle	23	4.7	0
109	Earl Campbell	12/10/79	Pit	33	3.3	0
109	Earl Campbell	11/30/80	Cle	27	4.0	1
109	D'Onta Foreman	11/28/21	NE	19	5.7	0
109	Eddie George	10/13/96	Atl	23	4.7	0
109	Derrick Henry	01/07/23	Jax	30	3.6	0
109	Derrick Henry	12/03/17	Hou	11	9.9	1
109	Chris Johnson	09/14/08	Cin	19	5.7	0
109	Charley Tolar	09/09/62	Buf	17	6.4	1
108	Earl Campbell	12/02/79	Cle	22	4.9	1
108	D'Onta Foreman	12/19/21	Pit	22	4.9	0
108	Rodney Thomas	11/05/95	Cle	17	6.4	0
107	Earl Campbell	11/11/79	Oak	32	3.3	1
107	Earl Campbell	09/10/78	KC	22	4.9	2
107	Earl Campbell	11/13/83	Det	28	3.8	0
107	Eddie George	10/18/98	Cin	25	4.3	0
107	Hoyle Granger	12/16/67	SD	27	4.0	1
107	Don Hardeman	09/28/75	SD	27	4.0	1
107	Travis Henry	11/12/06	Bal	27	4.0	1
107	Roy Hopkins	10/26/69	Den	14	7.6	2
107	DeMarco Murray	10/23/16	Ind	25	4.3	1
107	Dave Smith	10/30/60	Buf	12	8.9	0
107	Charley Tolar	12/15/62	NYT	29	3.7	1
106	Earl Campbell	09/15/80	Cle	18	5.9	0
106	Eddie George	10/27/02	Cin	21	5.0	0
106	Eddie George	09/07/97	Mia	23	4.6	1
106	Eddie George	10/12/97	Cin	30	3.5	0

TOP PERFORMANCES: 100-YARD RUSHING GAMES

Yards	Player	Date	Opp	Att	Avg	TD
106	LenDale White	11/27/08	Det	23	4.6	2
105	Earl Campbell	10/15/78	Buf	19	5.5	0
105	Billy Cannon	11/06/60	Den	16	6.6	0
105	Charley Tolar	11/11/62	Oak	28	3.8	1
104	Chris Brown	12/05/04	Ind	19	5.5	0
104	Earl Campbell	10/08/78	Oak	25	4.2	0
104	Hoyle Granger	11/09/69	Cin	15	6.9	0
104	Hoyle Granger	12/15/68	BPA	18	5.8	2
104	Derrick Henry	12/18/22	LAC	21	5.0	1
104	Chris Johnson	12/20/09	Mia	29	3.6	0
104	**Tony Pollard**	**12/14/25**	**SF**	**14**	**7.4**	**1**
104	Dave Smith	09/11/60	Oak	19	5.5	1
104	Rodney Thomas	11/26/95	Den	13	8.0	1
104	LenDale White	10/21/07	Hou	27	3.9	1
103	Derrick Henry	11/12/20	Ind	19	5.4	0
103	Derrick Henry	12/08/19	Oak	18	5.7	2
103	Billy Cannon	12/15/62	NYT	9	11.4	1
103	Mike Rozier	12/27/87	Cin	20	5.2	0
103	LenDale White	12/23/07	NYJ	23	4.5	0
102	Derrick Henry	12/3/23	Ind	21	4.9	2
102	Derrick Henry	10/9/22	Was	28	3.6	2
102	Earl Campbell	10/29/78	Cin	18	5.7	0
102	Eddie George	12/26/99	Jac	26	3.9	0
102	Eddie George	12/29/02	Hou	25	4.1	1
102	Travis Henry	12/31/06	NE	21	4.9	0
102	Larry Moriarty	12/09/84	LAN	24	4.3	1
102	**Tony Pollard**	**12/08/24**	**Jax**	**21**	**4.9**	**0**
101	Chris Brown	09/26/04	Jac	23	4.4	1
101	Gary Brown	09/03/95	Jac	29	3.5	0
101	Earl Campbell	10/09/83	Den	19	5.3	1
101	Woody Campbell	11/12/67	Den	16	6.3	1
101	Ronnie Coleman	11/27/77	KC	15	6.7	0
101	Eddie George	12/03/00	Phi	32	3.2	0
101	Eddie George	12/16/02	NE	31	3.3	0
101	Hoyle Granger	09/09/67	KC	13	7.8	1
101	Derrick Henry	10/29/23	Atl	22	4.6	0
101	Chris Johnson	10/02/11	Cle	23	4.4	0
101	Allen Pinkett	09/08/91	Cin	21	4.8	1
101	Charley Tolar	09/09/61	Oak	18	5.6	1
101	Butch Woolfolk	11/03/85	KC	14	7.2	1
100	Chris Brown	09/11/04	Mia	16	6.3	0
100	Gary Brown	12/19/93	Pit	20	5.0	0
100	Eddie George	09/21/03	NO	29	3.4	1
100	Eddie George	09/20/98	NE	23	4.3	0
100	Derrick Henry	09/29/19	Atl	27	3.7	0
100	Paul Robinson	12/16/73	Cin	20	5.0	1
100	Mike Rozier	09/04/88	Ind	25	4.0	1
100	LenDale White	11/04/07	Car	31	3.2	1
100	Lorenzo White	09/06/92	Pit	13	7.7	0

TOP PERFORMANCES: 300-YARD PASSING GAMES

Yards	Player	Date	Opp	Att	Cmp	Pct	TD	Int	Rate
527	Warren Moon	12/16/90	KC	45	27	60.0	3	0	123.1
492	Billy Volek	12/19/04	Oak	60	40	66.7	4	1	107.1
464	George Blanda	10/29/61	Buf	32	18	56.3	4	4	101.0
457	Jacky Lee	10/13/61	BPA	41	27	65.9	2	2	99.3
432	Warren Moon	11/10/91	Dal	56	41	73.2	0	0	95.2
426	Billy Volek	12/13/04	KC	43	29	67.4	4	0	130.6
423	Warren Moon	10/13/91	NYJ	50	35	70.0	2	2	92.3
421	Steve McNair	10/12/03	Hou	27	18	66.7	3	0	146.8
418	George Blanda	11/19/61	NYT	32	20	62.5	7	1	132.8
414	Warren Moon	12/23/89	Cle	51	32	62.7	2	1	93.1
413	Pete Beathard	09/09/68	KC	48	23	47.9	2	3	65.7
402	Ryan Fitzpatrick	12/15/13	Ari	58	36	62.1	4	2	91.3
399	Warren Moon	11/17/91	Cle	44	31	70.5	3	1	111.8
398	Steve McNair	09/29/02	Oak	46	32	69.6	2	4	74.4
398	Warren Moon	10/05/86	Det	38	21	55.3	1	3	67.7
397	Warren Moon	09/09/90	Atl	52	31	59.6	4	2	93.2
393	George Blanda	11/01/64	Buf	68	37	54.4	1	3	58.0
391	Ryan Tannehill	12/08/19	Oak	27	21	77.8	3	1	140.4
389	Ryan Tannehill	12/06/20	Cle	45	29	64.4	3	1	104.8
388	Ken Stabler	11/23/80	NYJ	51	33	64.7	4	4	81.2
387	Vince Young	11/29/09	Ari	43	27	62.8	1	0	99.7
386	George Blanda	09/16/62	BPA	36	20	55.6	3	4	81.3
381	Warren Moon	10/28/90	NYJ	43	30	69.8	1	0	104.9
378	Jake Locker	09/23/12	Det	42	29	69.0	2	0	113.0
377	Gifford Nielsen	12/20/81	Pit	37	24	64.9	3	2	103.1
371	Marcus Mariota	11/08/15	NO	39	28	71.8	4	0	135.7
369	Warren Moon	10/14/90	Cin	33	21	63.6	5	1	128.7
369	Warren Moon	11/07/93	Sea	55	36	65.5	2	2	81.6
367	Marcus Mariota	09/27/15	Ind	44	27	61.4	2	2	84.2
366	George Blanda	11/13/60	LAC	55	31	56.4	3	4	64.7
366	Ryan Tannehill	10/18/20	Hou	41	30	73.2	4	1	122.6
365	Warren Moon	09/09/84	Ind	43	23	53.5	0	0	82.0
364	Warren Moon	12/22/85	Ind	40	22	55.0	2	2	81.7
361	Warren Moon	09/13/92	Ind	39	29	74.4	2	0	119.7
360	Steve McNair	10/05/03	NE	45	23	51.1	0	1	68.8
358	Matt Hasselbeck	09/18/11	Bal	42	30	71.4	1	1	95.1
356	Warren Moon	10/21/84	SF	33	25	75.8	2	2	105.1
355	Warren Moon	09/30/90	SD	46	27	58.7	2	1	88.6
355	Neil O'Donnell	10/03/99	SF	40	20	50.0	2	1	87.0
354	Dan Pastorini	10/20/74	StL	40	26	65.0	1	0	101.5
352	Chris Chandler	09/24/95	Cin	26	23	88.5	4	0	158.3
351	George Blanda	12/03/61	SD	33	20	60.6	4	1	123.9
350	George Blanda	12/17/61	Oak	31	18	58.1	4	2	110.2
350	Matt Hasselbeck	12/24/11	Jac	40	24	60.0	1	2	76.0
348	Archie Manning	09/04/83	GB	34	22	64.7	1	2	83.9
347	Ryan Tannehill	09/19/21	Sea	40	27	67.5	0	0	94.5
345	Zach Mettenberger	11/23/14	Phi	39	20	51.3	2	1	88.1
345	Warren Moon	11/05/89	Det	38	30	78.9	2	1	111.1
344	Marcus Mariota	09/30/18	Phi	43	30	69.8	2	1	99.4
343	Steve McNair	11/27/05	SF	41	23	56.1	3	1	97.9
343	Warren Moon	11/04/90	LAN	43	26	60.5	1	2	74.1
342	George Blanda	12/22/63	Oak	32	20	62.5	5	2	112.2
342	Warren Moon	10/25/92	Cin	40	27	67.5	2	1	100.2
342	Warren Moon	12/05/93	Atl	42	24	57.1	1	0	91.6
341	Steve McNair	09/12/99	Cin	32	21	65.6	3	1	119.4
340	Lynn Dickey	11/04/73	Bal	32	22	68.8	3	2	108.9
339	Warren Moon	12/15/85	Cle	48	22	45.8	2	2	66.2
338	Pete Beathard	11/16/69	Den	41	20	48.8	1	1	75.1
338	Cody Carlson	11/26/92	Det	33	24	72.7	1	2	90.2
338	Warren Moon	09/24/89	Buf	42	28	66.7	1	2	79.3
334	Steve McNair	11/25/01	Pit	37	23	62.2	2	2	87.0
334	Steve McNair	12/01/02	NYG	43	30	69.8	3	0	115.8
334	Warren Moon	10/06/91	Den	31	19	61.3	2	1	106.1
334	Billy Volek	11/14/04	Chi	44	27	61.4	2	1	90.5
333	Ryan Tannehill	11/17/22	GB	27	22	81.5	2	1	127.3
331	Jacky Lee	11/25/60	BPA	38	21	55.3	1	0	93.2
331	Ryan Tannehill	11/03/19	Car	39	27	69.2	1	2	82.3
330	Cody Carlson	12/13/92	GB	36	25	69.4	0	2	75.0
330	Warren Moon	12/08/85	NYG	47	26	55.3	2	2	73.9
330	Warren Moon	09/06/92	Pit	45	29	64.4	2	5	61.6
329	Dan Pastorini	10/17/76	SD	39	25	64.1	3	1	105.6
329	Don Trull	11/13/66	BPA	45	23	51.1	3	0	97.4
328	George Blanda	11/06/64	BPA	44	20	45.5	2	1	76.7
327	**Will Levis**	**12/11/23**	**Mia**	**38**	**23**	**60.5**	**1**	**1**	**86.2**
327	Warren Moon	11/29/87	Ind	44	24	54.5	3	2	82.3
326	Jake Locker	10/20/13	SF	41	25	61.0	2	1	92.1
324	Warren Moon	11/24/91	Pit	48	24	50.0	2	5	46.2
323	Ryan Tannehill	11/21/21	Hou	52	35	67.3	1	4	58.4
322	Warren Moon	11/18/90	Cle	32	24	75.0	5	0	146.1
321	Warren Moon	10/18/92	Den	39	23	59.0	2	1	91.9
321	Ryan Tannehill	09/27/20	Min	37	23	62.2	0	1	78.8
320	Ryan Fitzpatrick	11/24/13	Oak	42	30	71.4	2	0	109.2
317	Warren Moon	10/15/89	Chi	26	16	61.5	2	2	97.8
315	Warren Moon	09/08/91	Cin	37	22	59.5	1	1	84.9
315	Jerry Rhome	12/13/70	Cin	54	27	50.0	2	2	65.0
314	Pete Beathard	10/20/69	NYJ	47	23	48.9	1	3	51.2

TOP PERFORMANCES: 300-YARD PASSING GAMES

Yards	Player	Date	Opp	Att	Cmp	Pct	TD	Int	Rate
313	Marcus Mariota	11/06/16	SD	43	27	62.8	3	2	88.6
312	George Blanda	10/25/64	SD	37	22	59.5	1	2	73.3
312	Ryan Tannehill	10/20/19	LAC	29	23	79.3	2	1	120.1
311	Matt Hasselbeck	09/25/11	Den	36	27	75.0	2	0	119.1
310	Steve McNair	12/18/05	Sea	38	23	60.5	2	0	104.1
310	Warren Moon	11/09/86	Cin	44	25	56.8	1	0	86.4
310	Warren Moon	09/26/93	LAN	42	19	45.2	1	2	58.6
310	Warren Moon	09/13/87	LAN	43	21	48.8	2	2	68.9
310	Neil O'Donnell	09/19/99	Cle	40	31	77.5	1	0	107.3
309	Jake Locker	12/02/12	Hou	45	21	46.7	1	3	49.2
308	George Blanda	09/22/63	NYJ	37	25	67.6	1	2	79.6
308	George Blanda	11/07/65	Oak	60	27	45.0	2	3	51.3
308	Steve McNair	12/08/96	Jac	37	24	64.9	1	1	88.6
308	Warren Moon	09/23/90	Ind	39	29	74.4	3	1	111.9
306	Marcus Mariota	11/16/17	Pit	33	22	66.7	1	4	66.8
306	Marcus Mariota	10/16/17	Ind	32	23	71.9	1	1	99.2
306	Warren Moon	12/16/84	Cle	31	19	61.3	0	0	94.3
305	Vince Young	11/19/07	Den	41	26	63.4	1	2	73.7
304	George Blanda	10/24/65	KC	33	19	57.6	5	0	128.0
304	Marcus Mariota	09/19/19	Jax	40	23	57.5	0	0	81.7
304	Warren Moon	10/26/86	LAA	46	18	39.1	0	4	26.0
303	George Blanda	09/25/66	Buf	54	23	42.6	2	5	34.7
303	Marcus Mariota	11/26/18	Hou	23	22	95.7	2	0	147.7
303	Warren Moon	12/02/84	Pit	45	27	60.0	1	3	59.8
302	Steve McNair	12/09/01	Min	33	25	75.8	2	0	123.5
300	George Blanda	10/02/66	Den	37	15	40.5	5	2	86.7
300	Kerry Collins	01/02/11	Ind	39	28	71.8	2	0	111.1
300	Archie Manning	09/18/83	Pit	35	16	45.7	1	4	45.8
300	Warren Moon	11/26/90	Buf	22	16	72.7	2	0	145.1

TOP PERFORMANCES: 100-YARD RECEIVING GAMES

Yards	Player	Date	Opp	Rec	Avg	TD
272	Charlie Hennigan	10/13/61	BPA	13	20.9	1
245	Haywood Jeffires	12/16/90	KC	9	27.2	1
233	Drew Bennett	12/13/04	KC	12	19.4	3
232	Charlie Hennigan	10/29/61	Buf	9	25.8	2
225	Kenny Britt	10/24/10	Phi	7	32.1	3
214	Charlie Hennigan	12/03/61	SD	10	21.4	3
210	Drew Hill	12/22/85	Ind	9	23.3	2
202	Charlie Hennigan	09/16/62	BPA	8	25.3	2
197	Tim Smith	09/04/83	GB	8	24.6	1
188	Charlie Hennigan	09/27/64	Den	11	17.1	0
186	Charlie Hennigan	09/22/63	NYJ	9	20.7	1
186	Haywood Jeffires	10/13/91	NYJ	13	14.3	0
186	Derrick Mason	01/06/02	Cin	9	20.7	2
185	Drew Hill	11/09/86	Cin	10	18.5	0
183	Charlie Hennigan	11/29/64	BPA	12	15.1	0
182	Corey Davis	12/06/20	Cle	11	16.5	1
182	Charley Frazier	09/19/65	BPA	6	30.3	2
182	Bill Groman	11/20/60	Den	3	60.7	2
180	Ken Burrough	11/06/77	Chi	6	30.0	2
179	Mike Montgomery	10/20/74	StL	9	19.9	1
177	Ken Burrough	11/02/75	KC	7	25.3	2
177	Derrick Mason	10/12/03	Hou	6	29.5	3
171	Bill Groman	11/25/60	BPA	9	19.0	1
169	Jared Cook (TE)	12/24/11	Jac	8	21.1	1
167	Tim Smith	12/16/84	Cle	7	23.9	0
162	Kevin Dyson	09/12/99	Cin	9	18.0	2
161	Corey Davis	09/30/18	Phi	9	17.9	1
160	Drew Bennett	12/19/04	Oak	13	12.3	2
160	Charlie Hennigan	11/01/64	Buf	12	13.3	0
159	Tim Smith	09/16/84	SD	5	31.8	1
158	Charley Frazier	11/13/66	BPA	6	26.3	2
156	Ernest Givins	11/16/86	Pit	8	19.5	1
155	A.J. Brown	10/31/21	Ind	10	15.5	1
155	Delanie Walker (TE)	11/23/14	Phi	5	31.0	0
155	Ernest Givins	10/05/86	Det	5	31.0	0
155	Bill Groman	11/06/60	Den	7	22.1	2
154	Charley Frazier	10/02/66	Den	5	30.8	3
153	A.J. Brown	10/25/20	Pit	6	25.5	1
153	A.J. Brown	12/08/19	Oak	5	30.6	2
152	Bill Groman	11/19/61	NYT	5	30.4	3
151	A.J. Brown	01/03/21	Hou	10	15.1	1
151	Ernest Givins	10/06/91	Den	5	30.2	0
150	Dave Casper (TE)	11/30/80	Cle	7	21.4	1
150	Bill Groman	12/18/60	BPA	7	21.4	0
150	Jerry LeVias	11/16/69	Den	7	21.4	1
150	Tim Smith	12/11/83	Cle	7	21.4	2
150	Kendall Wright	12/15/13	Ari	12	12.5	0
148	Drew Bennett	11/14/04	Chi	6	24.7	1
148	Drew Hill	10/30/88	Was	9	16.4	3
147	Justin Gage	11/16/08	Jac	4	36.8	2
147	Chris Sanders	11/26/95	Den	5	29.4	2
147	Tim Smith	09/25/83	Buf	11	13.4	0
145	A.J. Brown	12/23/21	SF	11	13.2	1
145	Ken Burrough	11/03/74	NYJ	7	20.7	0
145	Charlie Hennigan	09/09/62	Buf	10	14.5	2
145	Charlie Hennigan	10/25/64	SD	8	18.1	2
144	Drew Hill	11/17/91	Cle	11	13.1	2
143	Kenny Britt	12/09/12	Ind	8	17.9	0
143	Charley Frazier	11/06/64	BPA	9	15.9	1
143	Charlie Joiner	12/13/70	Cin	6	23.8	2
143	**Calvin Ridley**	**10/27/24**	**Det**	**10**	**14.3**	**0**
143	Yancey Thigpen	10/03/99	SF	6	23.8	1
142	Delanie Walker (TE)	09/14/14	Dal	10	14.2	1
141	Drew Hill	12/23/89	Cle	10	14.1	2
140	Bill Groman	10/16/60	DLT	10	14.0	1
140	DeAndre Hopkins	10/08/23	Ind	8	17.5	0
139	Dave Casper (TE)	12/20/81	Pit	6	23.2	3
139	Willard Dewveall (TE)	11/25/62	SD	3	46.3	2
139	Drew Hill	11/13/88	Sea	8	17.4	1
139	Haywood Jeffires	11/28/93	Pit	7	19.9	1
138	Charlie Hennigan	10/17/64	NYJ	8	17.3	1
138	Drew Hill	10/26/86	LAA	7	19.7	0
138	Billy Johnson	12/18/77	Cin	6	23.0	1
137	Willard Dewveall (TE)	12/22/63	Oak	7	19.6	2
137	Derrick Mason	12/14/03	Buf	9	15.2	0
136	Kenny Britt	09/11/11	Jax	5	27.2	2
136	Ken Burrough	10/17/76	SD	5	27.2	2
135	A.J. Brown	11/24/19	Jax	4	33.8	1
135	Kenny Britt	09/18/11	Bal	9	15.0	1
135	Webster Slaughter	11/07/93	Sea	9	15.0	1
134	Bill Groman	11/05/61	Den	3	44.7	2
134	Drew Hill	11/29/87	Ind	7	19.1	2
133	A.J. Brown	10/24/21	KC	8	16.6	1
133	Curtis Duncan	10/18/92	Den	5	26.6	0
133	Charlie Hennigan	09/14/63	Den	4	33.3	0
133	Derrick Mason	12/01/03	NYJ	11	12.1	1
133	Kendall Wright	10/16/16	Cle	8	16.6	1
132	Drew Hill	10/27/85	StL	6	22.0	1
132	Alvin Reed (TE)	10/27/68	Buf	4	33.0	2
132	Kendall Wright	11/30/14	Hou	7	18.9	1
131	**Calvin Ridley**	**10/5/25**	**Ari**	**5**	**26.2**	**0**
131	Sid Blanks (RB)	09/12/64	SD	13	10.1	0
131	Nate Washington	09/22/13	SD	8	16.4	0
130	Curtis Duncan	11/18/90	Cle	7	18.6	1

TOP PERFORMANCES: 100-YARD RECEIVING GAMES

Yards	Player	Date	Opp	Rec	Avg	TD
130	Charlie Hennigan	10/17/65	Den	7	18.6	0
130	Butch Woolfolk (RB)	12/01/85	Cin	9	14.4	1
130	Nate Washington	12/11/11	NO	6	21.7	1
129	Ken Burrough	12/21/75	Cle	5	25.8	1
129	Mac Haik	12/07/68	Buf	6	21.5	1
129	Drew Hill	12/01/85	Cin	7	18.4	0
129	Drew Hill	10/27/91	Cin	6	21.5	1
128	Kenny Britt	12/19/10	Hou	6	21.3	0
128	Kenny Britt	11/29/09	Ari	7	18.3	1
128	Corey Davis	11/01/20	Cin	8	16.0	1
128	Charley Frazier	09/25/66	Buf	6	21.3	1
128	Ernest Givins	10/08/89	NE	5	25.6	0
128	Drew Hill	10/15/89	Chi	5	25.6	1
128	Mike Holston	12/20/81	Pit	5	25.6	0
128	DeAndre Hopkins	10/29/23	Atl	4	32.0	3
128	Julio Jones	09/19/21	Sea	6	21.3	0
127	Billy Parks	11/04/73	Bal	5	25.4	1
127	Chris Sanders	12/08/96	Jac	7	18.1	0
126	Ernest Givins	11/22/87	Cle	3	42.0	1
125	Corey Davis	11/11/18	NE	7	17.9	1
125	Tim Smith	12/15/85	Cle	7	17.9	1
124	Drew Bennett	12/05/04	Ind	3	41.3	3
124	A.J. Brown	12/29/19	Hou	4	31.0	1
124	DeAndre Hopkins	12/11/23	Mia	7	17.7	1
124	Delanie Walker (TE)	11/13/16	GB	9	13.8	1
124	Oliver Williams	10/18/87	NE	9	13.8	1
124	Roydell Williams	10/21/07	Hou	5	24.8	0
124	Butch Woolfolk (RB)	10/06/85	Den	8	15.5	1
123	Ken Burrough	11/18/79	Cin	6	20.5	0
123	Bill Groman	10/22/61	DLT	4	30.8	2
123	Charlie Hennigan	12/17/61	Oak	5	24.6	0
123	Charlie Hennigan	11/19/61	NYT	8	15.4	1
123	Charlie Hennigan	09/28/63	Buf	8	15.4	3
123	Drew Hill	09/23/90	Ind	10	12.3	0
123	Webster Slaughter	12/24/94	NYJ	8	15.4	0
122	Ken Burrough	12/19/71	SD	4	30.5	1
122	Billy Cannon (RB)	11/19/61	NYT	7	17.4	3
122	Charlie Hennigan	12/08/63	BPA	9	13.6	2
122	Haywood Jeffires	11/24/91	Pit	8	15.3	1
122	Jerry LeVias	10/26/69	Den	4	30.5	1
122	Derrick Mason	12/02/01	Cle	3	40.7	2
122	Rishard Matthews	11/20/16	Ind	9	13.6	0
122	Alvin Reed (TE)	09/29/68	Oak	8	15.3	0
121	Derrick Mason	12/19/04	Oak	9	13.4	1
120	Dave Casper (TE)	12/21/80	Min	7	17.1	1
120	Tim Smith	12/08/85	NYG	7	17.1	1
120	Butch Woolfolk (RB)	09/08/85	Mia	3	40.0	1
119	Charley Frazier	11/20/66	Buf	4	29.8	1
119	Ernest Givins	12/18/88	Cle	6	19.8	0
119	Dorial Green-Beckham	12/06/15	Jax	5	23.8	1
119	Charlie Hennigan	09/19/64	Oak	7	17.0	1
119	Alvin Reed (TE)	10/20/69	NYJ	7	17.0	0
119	Nick Westbrook-Ikhine	11/13/22	Den	5	23.8	2
118	Ernest Givins	11/20/88	Pho	5	23.6	2
118	Derrick Mason	09/15/02	Dal	7	16.9	0
118	Kalif Raymond	09/27/20	Min	3	39.3	0
117	Ken Burrough	11/04/73	Bal	7	16.7	0
117	Ernest Givins	09/13/87	LAN	6	19.5	1
117	Bill Groman	11/12/61	BPA	6	19.5	1
117	Haywood Jeffires	09/06/92	Pit	7	16.7	0
117	Nate Washington	12/22/13	Jac	6	19.5	1
117	Nate Washington	11/21/10	Was	5	23.4	0
117	Nate Washington	10/31/10	SD	4	29.3	1
117	Nick Westbrook-Ikhine	11/17/24	Min	2	58.5	1
116	Derrick Mason	12/01/02	NYG	12	9.7	1
116	Ben Troupe (TE)	12/18/05	Sea	6	19.3	0
115	Drew Bennett	11/12/06	Bal	6	19.2	0
115	Bill Groman	09/11/60	Oak	6	19.2	1
115	Nate Washington	11/20/11	Atl	9	12.8	2
114	Jim Beirne	11/09/69	Cin	6	19.0	2
114	A.J. Brown	12/15/19	Hou	8	14.3	1
114	Billy Cannon (RB)	12/10/61	NYT	5	22.8	2
114	Drew Hill	12/21/86	Buf	5	22.8	0
114	Justin Hunter	12/08/13	Den	4	28.5	1
114	Derrick Mason	11/25/01	Pit	7	16.3	0
114	Rishard Matthews	01/01/17	Hou	9	12.7	1
114	Bob McLeod (TE)	12/09/62	Oak	5	22.8	1
113	Drew Bennett	12/10/06	Hou	6	18.8	0
113	Corey Davis	11/22/20	Bal	5	22.6	0
113	Anthony Firkser (TE)	10/18/20	Hou	8	14.1	1
113	Dorial Green-Beckham	12/20/15	NE	6	18.8	0
113	Charlie Hennigan	09/09/61	Oak	4	28.3	1
113	Charlie Hennigan	11/25/60	BPA	7	16.1	0
113	Drew Hill	11/24/88	Dal	9	12.6	1
113	Rishard Matthews	11/16/17	Pit	5	22.6	1
112	A.J. Brown	12/13/20	Jax	7	16.0	1
112	Ken Burrough	12/14/75	Oak	4	28.0	2
112	Pat Coleman	09/25/94	Cin	4	28.0	0
112	Kevin Dyson	11/25/01	Pit	4	28.0	1
112	John White (TE)	09/24/61	SD	6	18.7	1
112	Nate Washington	09/23/12	Det	3	37.3	1
111	Ken Burrough	10/26/75	Det	3	37.0	1
111	Charlie Hennigan	11/22/64	KC	8	13.9	2
110	Corey Davis	12/20/20	Det	4	27.5	1
110	Kevin Dyson	12/02/01	Cle	6	18.3	0
110	Charlie Hennigan	11/13/60	LAC	8	13.8	0
110	Jerry LeVias	12/06/69	NYJ	9	12.2	1
110	Webster Slaughter	09/18/94	Buf	4	27.5	0
109	Drew Bennett	10/03/04	SD	9	12.1	0
109	Ken Burrough	11/11/79	Oak	3	36.3	2
109	Eddie George (RB)	11/26/00	Jac	7	15.6	0
109	Ernest Givins	09/09/90	Atl	4	27.3	2
109	Bill Groman	10/13/61	BPA	5	21.8	1
109	Charlie Hennigan	09/24/61	SD	6	18.2	0
109	Charlie Hennigan	10/08/61	Buf	4	27.3	0
109	Drew Hill	12/20/87	Pit	4	27.3	2
109	Drew Hill	12/27/87	Cin	6	18.2	0
109	Justin Hunter	11/24/13	Oak	6	18.2	1
109	Derrick Mason	09/08/02	Phi	7	15.6	0
109	Delanie Walker (TE)	11/19/15	Jac	8	13.6	0
108	Willard Dewveall (TE)	12/17/61	Oak	3	36.0	2
108	Ernest Givins	09/11/88	LAA	9	12.0	1
108	Ernest Givins	12/14/86	Min	6	18.0	1
108	Ronnie Harmon (RB)	11/10/96	NO	7	15.4	1
108	Charlie Hennigan	10/22/61	DLT	4	27.0	1
108	Webster Slaughter	12/05/93	Atl	8	13.5	1
108	Tim Smith	12/02/84	Pit	7	15.4	0
107	Ken Burrough	10/10/76	Den	5	21.4	0
107	Billy Cannon (RB)	12/02/62	Den	5	21.4	2
107	Ernest Givins	09/26/93	LAN	3	35.7	1
107	Drew Hill	11/15/87	Pit	4	26.8	1
107	Derrick Mason	12/16/01	GB	8	13.4	1
107	Alvin Reed (TE)	09/09/68	KC	4	26.8	0
107	Tim Smith	11/11/84	KC	8	13.4	0
107	Nick Westbrook-Ikhine	11/21/21	Hou	7	15.3	0
107	Damian Williams	11/13/11	Car	5	21.4	1
106	Drew Bennett	09/10/06	NYJ	8	13.3	0
106	Ken Burrough	12/03/72	Atl	4	26.5	0
106	Willard Dewveall	10/28/62	DLT	5	21.2	0
106	Charley Frazier	10/20/63	Buf	3	35.3	1
106	Bill Groman	10/09/60	NYT	6	17.7	0
106	Gary Wellman	01/02/94	NYJ	8	13.3	0
106	Lorenzo White (RB)	09/13/92	Ind	4	26.5	1
105	Mike Barber (TE)	11/10/80	NE	3	35.0	1
105	Drew Bennett	09/21/03	NO	8	13.1	1
105	Kenny Britt	10/04/09	Jac	7	15.0	0
105	Chris Brown (RB)	11/27/05	SF	3	35.0	1
105	Rishard Matthews	12/18/16	KC	4	26.3	0
105	Carl Pickens	09/24/00	Pit	2	52.5	0
105	Bo Scaife (TE)	09/07/08	Jac	6	17.5	0

TOP PERFORMANCES: 100-YARD RECEIVING GAMES

Yards	Player	Date	Opp	Rec	Avg	TD
105	Nate Washington	09/29/13	NYJ	4	26.3	2
105	Lorenzo White (RB)	12/20/92	Cle	6	17.5	0
104	Kevin Dyson	09/10/00	KC	6	17.3	1
104	Justin Gage	12/30/07	Ind	7	14.9	0
104	Justin Gage	12/21/08	Pit	5	20.8	1
104	Ernest Givins	10/16/88	Pit	5	20.8	1
104	Leonard Harris	10/11/87	Cle	6	17.3	0
104	Charlie Hennigan	11/15/64	Oak	6	17.3	0
104	Billy Johnson	11/28/76	Atl	5	20.8	1
104	Derrick Mason	09/19/04	Ind	8	13.0	0
104	Chris Sanders	09/24/95	Cin	2	52.0	2
104	Taywan Taylor	12/02/18	NYJ	3	34.7	0
103	Jim Beirne	11/28/68	KC	4	25.8	1
103	Drew Hill	12/08/85	NYG	6	17.2	0
103	Haywood Jeffires	09/11/94	Dal	6	17.2	0
103	Derrick Mason	10/01/00	NYG	6	17.2	1
103	Jared Cook (TE)	12/18/11	Ind	9	11.4	0
103	Kendall Wright	11/24/13	Oak	6	17.2	1
102	Dave Casper (TE)	12/19/82	Phi	5	20.4	1
102	Willie Frazier (TE)	11/06/64	BPA	2	51.0	1
102	Ernest Givins	11/23/86	Ind	7	14.6	0
102	Bill Groman	10/23/60	NYT	5	20.4	3
102	Drew Hill	11/26/90	Buf	6	17.0	0
102	Drew Hill	12/13/87	NO	4	25.5	0
102	Chris Sanders	12/01/96	NYJ	3	34.0	1
102	Tim Smith	09/09/84	Ind	6	17.0	0
102	Yancey Thigpen	09/27/98	Jac	6	17.0	2
102	Nate Washington	12/14/14	NYJ	6	17.0	0
101	A.J. Brown	11/08/20	Chi	4	25.3	1
101	Corey Davis	09/14/20	Den	7	14.4	0
101	Ernest Givins	10/14/90	Cin	6	16.8	1
101	Bill Groman	12/10/61	NYT	5	20.2	0
101	Bill Groman	12/11/60	Buf	3	33.7	1
101	Charlie Hennigan	10/01/61	DLT	3	33.7	1
101	Charlie Hennigan	09/07/63	Oak	7	14.4	1
101	Drew Hill	11/05/89	Det	9	11.2	1
101	Drew Hill	11/08/87	SF	4	25.3	0
101	Mike Holston	11/29/81	Atl	8	12.6	1
101	Roy Hopkins (RB)	11/08/70	KC	6	16.8	0
101	Brandon Jones	12/24/06	Buf	5	20.2	1
101	Jerry LeVias	11/29/70	Den	3	33.7	2
101	Jerry LeVias	11/23/69	Mia	4	25.3	1
101	Chris Sanders	10/18/98	Cin	3	33.7	0
101	Tajaé Sharpe	10/21/18	LAC	7	14.4	0
101	Tim Smith	10/21/84	SF	6	16.8	1
101	Kendall Wright	09/13/15	TB	4	25.3	1
100	Dave Casper (TE)	11/28/82	NE	6	16.7	1
100	Curtis Duncan	12/13/92	GB	6	16.7	0
100	Charley Frazier	09/03/66	Den	6	16.7	3
100	A.J. Brown	09/08/19	Cle	3	33.3	0
100	Ernest Givins	10/25/92	Cin	8	12.5	1
100	Ernest Givins	11/26/92	Det	4	25.0	0
100	Bill Groman	10/29/61	Buf	2	50.0	2
100	Drew Hill	11/20/88	Pho	5	20.0	1
100	Chris Johnson (RB)	11/15/09	Buf	9	11.1	0
100	Marcus Johnson	11/14/21	NO	5	20.0	0
100	Charlie Joiner	10/25/70	SD	5	20.0	1
100	Chris Sanders	12/19/99	Atl	5	20.0	1
100	Chris Sanders	12/14/97	Bal	7	14.3	0
100	Chris Sanders	10/13/96	Atl	4	25.0	1
100	Frank Wycheck (TE)	10/21/01	Det	7	14.3	1

CAREER 100-YARD RECEIVING GAMES

No.	Player	W-L-T
28	Charlie Hennigan	12-15-1
24	Drew Hill	15-9-0
17	Ernest Givins	10-7-0
16	Bill Groman	15-0-1
13	Ken Burrough	11-2-0
13	Derrick Mason	7-6-0
12	A.J. Brown	10-2-0
11	Tim Smith	3-8-0
9	Drew Bennett	3-6-0
9	Nate Washington	4-5-0
8	Charles Frazier	3-5-0
8	Chris Sanders	6-2-0
7	Kenny Britt	4-3-0
7	Corey Davis	5-2-0
6	Haywood Jeffires	3-3-0
5	Dave Casper	2-3-0
5	Jerry LeVias	3-1-1
5	Kendall Wright	3-2-0
4	Willard Dewveall	2-2-0
4	Kevin Dyson	3-1-0
4	Rishard Matthews	2-2-0
4	Alvin Reed	1-3-0
4	Webster Slaughter	2-2-0
4	Delanie Walker	1-3-0
3	Billy Cannon	3-0-0
3	Curtis Duncan	1-2-0
3	Justin Gage	3-0-0
3	DeAndre Hopkins	2-1-0
3	Nick Westbrook-Ikhine	1-2-0
3	Butch Woolfolk	1-2-0
2	Jim Bierne	0-1-1
2	Jared Cook	1-1-0
2	Dorial Green-Beckham	1-1-0
2	Mike Holston	1-1-0
2	Justin Hunter	1-1-0
2	Billy Johnson	2-0-0
2	Charlie Joiner	0-1-1
2	**Calvin Ridley**	**1-1-0**
2	Yancey Thigpen	0-2-0
2	Lorenzo White	2-0-0
1	Mike Barber	1-0-0
1	Sid Blanks	0-1-0
1	Chris Brown	1-0-0
1	Treylon Burks	1-0-0
1	Pat Coleman	1-0-0
1	Anthony Firkser	1-0-0
1	Willie Fraizer	1-0-0
1	Eddie George	0-1-0
1	Mac Haik	1-0-0
1	Ronnie Harmon	1-0-0
1	Leonard Harris	1-0-0
1	Roy Hopkins	0-1-0
1	Chris Johnson	1-0-0
1	Marcus Johnson	1-0-0
1	Brandon Jones	1-0-0
1	Julio Jones	1-0-0
1	Bob McLeod	1-0-0
1	Mike Montgomery	0-1-0
1	Billy Parks	1-0-0
1	Carl Pickens	1-0-0
1	Kalif Raymond	1-0-0
1	Bo Scaife	1-0-0
1	Tajaé Sharpe	0-1-0
1	Taywan Taylor	1-0-0
1	Ben Troupe	0-1-0
1	Gary Wellman	1-0-0
1	John White	0-1-0
1	Damian Williams	1-0-0
1	Oliver Williams	0-1-0
1	Roydell Williams	1-0-0
1	Frank Wycheck	1-0-0

CAREER 100-YARD RUSHING GAMES

No.	Player	W-L-T
39	Earl Campbell	28-11-0
38	Derrick Henry	29-9-0
36	Eddie George	30-6-0
35	Chris Johnson	26-9-0
11	Hoyle Granger	8-2-1
8	Mike Rozier	6-2-0
7	Chris Brown	4-3-0
7	LenDale White	6-1-0
7	Lorenzo White	4-3-0
6	Gary Brown	6-0-0
6	Ronnie Coleman	5-1-0
6	DeMarco Murray	4-2-0
6	Charlie Tolar	6-0-0
6	Travis Henry	3-3-0
5	Billy Cannon	5-0-0
5	**Tony Pollard**	**3-2-0**
3	Rob Carpenter	2-1-0
3	D'Onta Foreman	1-2-0
3	Larry Moriarty	2-1-0
3	Dave Smith	3-0-0
2	Sid Blanks	2-0-0
2	Woody Campbell	2-0-0
2	Allen Pinkett	2-0-0
2	Rodney Thomas	2-0-0
1	Ode Burrell	0-1-0
1	Joe Dawkins	0-1-0
1	Don Hardeman	1-0-0
1	Dontrell Hilliard	0-1-0
1	Skip Hicks	1-0-0
1	Roy Hopkins	1-0-0
1	Herman Hunter	1-0-0
1	Marcus Mariota	1-0-0
1	Paul Robinson	0-1-0
1	Fred Willis	0-1-0
1	Butch Woolfolk	1-0-0

CAREER 300-YARD PASSING GAMES

No.	Player	W-L-T
38	Warren Moon	20-18-0
15	George Blanda	5-10-0
10	Steve McNair	4-6-0
9	Ryan Tannehill	7-2-0
8	Marcus Mariota	3-5-0
3	Pete Beathard	0-2-1
3	Matt Hasselbeck	3-0-0
3	Jake Locker	1-2-0
3	Billy Volek	0-3-0
2	Cody Carlson	1-1-0
2	Ryan Fitzpatrick	1-1-0
2	Jacky Lee	1-0-1
2	Archie Manning	0-2-0
2	Neil O'Donnell	1-1-0
2	Dan Pastorini	0-2-0
2	Vince Young	1-1-0
1	Chris Chandler	1-0-0
1	Kerry Collins	0-1-0
1	Lynn Dickey	1-0-0
1	**Will Levis**	**1-0-0**
1	Zach Mettenberger	0-1-0
1	Gifford Nielsen	1-0-0
1	Jerry Rhome	0-1-0
1	Ken Stabler	0-1-0
1	Don Trull	0-1-0

TOP PERFORMANCES BY TEAMMATES

GAMES WITH MORE THAN ONE 100-YARD RUSHER

Dec. 15, 1962	@ New York, Billy Cannon (9-103) and Charlie Tolar (29-107)
Nov. 12, 1967	@ Denver, Woody Campbell (16-101) and Hoyle Granger (22-142)
Dec. 3, 1967	vs. Miami, Woody Campbell (18-141) and Hoyle Granger (25-111)
Sep. 28, 1975	vs. San Diego, Ronnie Coleman (16-112) and Don Hardeman (27-107)
Nov. 27, 1977	vs. Kansas City, Rob Carpenter (14-149) and Ronnie Coleman (15-101)
Oct. 19, 2008	@ Kansas City, Chris Johnson (18-168) and LenDale White (17-149)
Nov. 27, 2008	@ Detroit, Chris Johnson (16-125) and LenDale White (23-106)
Nov. 28, 2021	@ New England, Dontrell Hilliard (12-131) and D'Onta Foreman (19-109)

GAMES WITH MORE THAN ONE 100-YARD RECEIVER

Nov. 25, 1960	@ Boston, Bill Groman (9-171) and Charlie Hennigan (7-113)
Sep. 24, 1961	@ San Diego, Charlie Hennigan (6-109) and John White (6-112)
Oct. 13, 1961	@ Boston, Bill Groman (8-148) and Charlie Hennigan (13-272)
Oct. 22, 1961	vs. Dallas, Bill Groman (4-123) and Charlie Hennigan (4-108)
Sep. 12, 1964	@ San Diego, Sid Banks (12-131) and Charlie Hennigan (7-104)
Nov. 6, 1964	@ Boston, Charles Frazier (9-143) and Willie Frazier (2-102)
Nov. 4, 1973	@ Baltimore, Ken Burrough (7-117) and Dave Parks (5-127)
Nov. 20, 1978	vs. Miami, Mike Barber (4-112) and Ken Burrough (6-103)
Nov. 20, 1988	vs. Phoenix, Ernest Givens (5-118) and Drew Hill (5-100)
Nov. 25, 2001	vs. Pittsburgh, Kevin Dyson (4-112) and Derrick Mason (7-114)
Dec. 2, 2001	@ Cleveland, Kevin Dyson (6-110) and Derrick Mason (3-122)
Dec. 19, 2004	@ Oakland, Derrick Mason (9-121) and Drew Bennett (13-160)
Nov. 24, 2013	@ Oakland, Justin Hunter (6-109) and Kendall Wright (6-103)

GAMES WITH 300-YARD PASSER, TWO 100-YARD RECEIVERS

Nov. 25, 1960	at Boston, Jackie Lee (331 yards passing), Bill Groman (171 receiving), Charlie Hennigan (113 receiving)
Oct. 13, 1961	at Boston, Jacky Lee (457 yards passing), Charlie Hennigan (272 receiving), Bill Groman (148 receiving)
Nov. 6, 1964	at Boston, George Blanda (328 yards passing), Charles Frazier (143 receiving), Willie Frazier (102 receiving)
Nov. 4, 1973	at Baltimore, Lynn Dickey (340 yards passing), Dave Parks (127 receiving), Ken Burrough (117 receiving)
Nov. 25, 2001	vs. Pittsburgh, Steve McNair (334 yards passing), Derrick Mason (114 receiving), Kevin Dyson (112 receiving)
Dec. 19, 2004	at Oakland, Billy Volek (492 yards passing), Drew Bennett (160 receiving), Derrick Mason (121 receiving)
Nov. 24, 2013	at Oakland, Ryan Fitzpatrick (320 yards passing), Justin Hunter (109 receiving), Kendall Wright (103 receiving)

GAMES WITH 100-YARD RUSHER, 100-YARD RECEIVER & 300-YARD PASSER

Dec. 17, 1961	at Oakland, George Blanda (350 yards passing), Billy Cannon (145 rushing), Charlie Hennigan (123 receiving), Willard Dewveall (108 receiving)
Sep. 4, 1983	vs. Green Bay, Archie Manning (348 yards passing), Earl Campbell (123 rushing), Tim Smith (197 receiving)
Nov. 29, 1987	at Indianapolis, Warren Moon (327 yards passing), Mike Rozier (122 rushing), Drew Hill (134 receiving)
Nov. 26, 1990	vs. Buffalo, Warren Moon (300 yards passing), Lorenzo White (125 rushing), Drew Hill (102 receiving)
Sep. 6, 1992	vs. Pittsburgh, Warren Moon (330 yards passing), Lorenzo White (100 rushing) and Haywood Jeffires (117 receiving)
Nov. 29, 2009	vs. Arizona, Vince Young (387 yards passing), Chris Johnson (154 rushing) and Kenny Britt (128 receiving)
Dec. 8, 2019	at Oakland, Ryan Tannehill (391 yards passing), Derrick Henry (103 rushing) and A.J. Brown (153 receiving)
Sept. 27, 2020	at Minnesota, Ryan Tannehill (321 yards passing), Derrick Henry (119 rushing) and Kalif Raymond (118 receiving)
Oct. 18, 2020	vs. Houston, Ryan Tannehill (366 yards passing), Derrick Henry (212 rushing) and Anthony Firkser (113 receiving)
Sept. 19, 2021	at Seattle, Ryan Tannehill (347 yards passing), Derrick Henry (182 rushing) and Julio Jones (128 receiving)

LARGEST WIN/LOSS MARGINS

LARGEST MARGIN OF VICTORY

MARGIN		SCORE	DATE	OPPONENT
1.	55 points	55-0	9/9/61	OAKLAND
2.	47 points	47-0	11/6/77	CHICAGO
3.	44 points	58-14	12/9/90	CLEVELAND
4.	42 points	55-13	11/5/61	at Denver
5.	40 points	47-7	12/13/09	ST. LOUIS
6.	39 points	56-17	10/14/62	N.Y. TITANS
7.	38 points	45-7	9/3/66	DENVER
8.	37 points	47-10	11/27/08	at Detroit
9.	36 points	49-13	11/19/61	N.Y. TITANS
10.	35 points	41-6	12/11/88	CINCINNATI
	35 points	38-3	11/14/93	at Cincinnati
12.	34 points	37-3	11/11/12	at Miami
	34 points	44-10	12/15/62	at N.Y. Titans
13.	32 points	35-3	12/10/00	CINCINNATI
	32 points	35-3	10/27/91	CINCINNATI
	32 points	39-7	10/1/89	MIAMI

LARGEST MARGIN OF DEFEAT

MARGIN		SCORE	DATE	OPPONENT
1.	59 points	59-0	10/18/09	at New England
2.	54 points	61-7	12/17/89	at Cincinnati
3.	48 points	55-7	12/23/12	at Green Bay
4.	44 points	44-0	11/1/70	at St. Louis
	44 points	61-17	12/17/72	CINCINNATI
6.	43 points	57-14	10/1/17	at Houston
7.	42 points	45-3	11/1/63	at Boston
	42 points	52-10	12/20/70	at Dallas
	42 points	45-3	9/18/88	at N.Y. Jets
10.	41 points	55-14	11/6/83	CINCINNATI
	41 points	51-10	10/13/74	at Minnesota
12.	39 points	52-13	9/18/66	at N.Y. Jets
13.	38 points	52-14	10/27/24	at Detroit
14.	34 points	34-0	10/9/72	OAKLAND
	34 points	34-0	11/26/89	at Kansas City
	34 points	41-7	10/23/11	HOUSTON
	34 points	41-7	9/19/22	at Buffalo
18.	33 points	40-7	11/22/87	CLEVELAND
	33 points	40-7	9/17/06	at San Diego

TENNESSEE TITANS

UPDATED HISTORY

2024 SEASON (3-14 REGULAR SEASON) • 4TH PLACE AFC SOUTH

DATE	OPPONENT	SCORE	W/L	ATT
Sept. 8	at Chicago	17-24	L	59,403
Sept. 15	N.Y. JETS	17-24	L	65,509
Sept. 22	Green Bay	14-30	L	67,322
Sept. 30	at Miami	31-12	W	65,291
Oct. 13	Indianapolis	17-20	L	64,302
Oct. 20	at Buffalo	10-34	L	70,842
Oct. 27	at Detroit	14-52	L	64,316
Nov. 3	New England	20-17*	W	66,533
Nov. 10	at L.A. Chargers	17-27	L	68,796
Nov. 17	Minnesota	13-23	L	67,686
Nov. 24	at Houston	32-27	W	71,055
Dec. 1	at Washington	19-42	L	63,144
Dec. 8	Jacksonville	6-10	L	61,644
Dec. 15	Cincinnati	27-37	L	63,745
Dec. 22	at Indianapolis	30-38	L	65,322
Dec. 29	at Jacksonville	13-20	L	61,995
Jan. 5	Houston	14-23	L	61,815

* Overtime

	TITANS	OPP
Total First Downs	**309**	**314**
Rushing	112	118
Passing	164	157
Penalty	33	39
3rd Down: Made/Att	81/215	88/213
3rd Down Pct.	37.7	41.3
4th Down: Made/Att	9/23	10/13
4th Down Pct.	39.1	76.9
Possession Avg.	**30:44**	**29:16**
Total Net Yards	**5172**	**5291**
Avg. Per Game	304.2	311.2
Total Plays	1032	1008
Avg. Per Play	5.0	5.2
Net Yards Rushing	**1855**	**2277**
Avg. Per Game	109.1	133.9
Total Rushes	450	503
Net Yards Passing	**3317**	**3014**
Avg. Per Game	195.1	177.3
Sacked/Yards Lost	52/304	32/202
Gross Yards	3621	3216
Att./Completions	336/530	314/473
Completion Pct.	63.4	66.4
Had Intercepted	21	11
Punts/Average	**75/49.2**	**71/47.5**
Net Punting Avg.	75/38.6	71/41.9
Penalties/Yards	**132/1030**	**120/988**
Fumbles/Ball Lost	**28/13**	**16/7**
Touchdowns	**33**	**55**
Rushing	11	21
Passing	22	27
Returns	0	7

BY PERIODS	1	2	3	4	OT	PTS
Team	**89**	**62**	**74**	**83**	**3**	**311**
Opponents	**93**	**146**	**103**	**118**	**0**	**460**

SCORING	TD	RU	PA	RT	PAT	FG	S	TP
Folk	0	0	0	0	25/25	21/22	0	88
Westbrook-Ikhine	9	0	9	0	0/0	0/0	0	54
Pollard	5	5	0	0	0/0	0/0	0	32
Ridley	5	1	4	0	0/0	0/0	1	32
Spears	5	4	1	0	0/0	0/0	0	30
Vannett	3	0	3	0	0/0	0/0	0	18
Okonkwo	2	0	2	0	0/0	0/0	0	14
Wright	0	0	0	0	1/1	4/4	0	13
Whyle	1	0	1	0	0/0	0/0	0	8
Hopkins	1	0	1	0	0/0	0/0	0	6
Martin	1	0	1	0	0/0	0/0	0	6
Rudolph	1	1	0	0	0/0	0/0	0	6
Landry	0	0	0	0	0/0	0/0	1	2
Narveson	0	0	0	0	2/2	0/1	0	2
Team	**33**	**11**	**22**	**0**	**28/28**	**25/27**	**2**	**311**
Opponents	**55**	**21**	**27**	**7**	**50/53**	**26/31**	**0**	**460**

2-Pt Conv: Pollard, Okonkwo, Whyle, TM 3-4, OPP 1-2
FUM/Lost: Levis 10/6, Jackson 5/2, Rudolph 5/1, Pollard 2/2, Okonkwo 2/1,Ridley 1/1, Brunskill 1/0, Hopkins 1/0, Spears 1/0,
TM 28/13, OPP 16/7

RUSHING	No	Yds	Avg	Lg	TD
Pollard	260	1,079	4.2	41	5
Spears	84	312	3.7	23	4
Levis	45	183	4.1	21	0
Rudolph	25	106	4.2	14	1
Chestnut	22	102	4.6	12	0
Ridley	8	55	6.9	19	1
Okonkwo	1	17	17.0	17	0
Boyd	1	3	3.0	3	0
Kelley	1	2	2.0	2	0
Burks	2	1	0.5	6	0
Jackson	1	-5	-5.0	-5	0
Team	**450**	**1855**	**4.1**	**41**	**11**
Opponents	**503**	**2277**	**4.5**	**92t**	

RECEIVING	No	Yds	Avg	Lg	TD
Ridley	64	1,017	15.9	63	4
Westbrook-Ikhine	32	497	15.5	98t	9
Okonkwo	52	479	9.2	70t	2
Boyd	39	390	10.0	40	0
Whyle	28	248	8.9	33	1
Pollard	41	238	5.8	30	0
Spears	30	224	7.5	43	1
Hopkins	15	173	11.5	23	1
Vannett	17	135	7.9	24	3
Oliver	6	95	15.8	33	0
Martin	1	49	49.0	49t	1
Burks	4	34	8.5	13	0
Kinsey	2	17	8.5	11	0
Chestnut	2	11	5.5	9	0
Jackson	1	8	8.0	8	0
Martin-Robinson	1	6	6.0	6	0
Latham	1	0	0.0	0	0
Team	**336**	**3621**	**10.8**	**98t**	**22**
Opponents	**314**	**3216**	**10.2**	**57**	**27**

INTERCEPTIONS	No	Yds	Avg	Lg	TD
Hooker	5	68	13.6	30	0
Awuzie	1	8	8.0	8	0
Murray	1	6	6.0	6	0
Brownlee	1	2	2.0	2	0
Reese	1	2	2.0	2	0
Gifford	1	0	0.0	0	0
Worley	1	0	0.0	0	0
Team	**11**	**86**	**7.8**	**30**	**0**
Opponents	**21**	**295**	**14.0**	**65t**	**4**

PUNTING	No	Yds	Avg	Net	TB	In	Lg	B
Stonehouse	73	3691	50.6	38.6	7	22	75	2
Team	**75**	**3691**	**49.2**	**38.6**	**7**	**22**	**75**	**2**
Opponents	**71**	**3370**	**47.5**	**41.9**	**7**	**27**	**67**	**0**

PUNT RETURNS	No	FC	Yds	Avg	Lg	TD
Jackson	28	7	215	7.7	20	0
Kinsey	6	5	38	6.3	9	0
Team	**34**	**12**	**253**	**7.4**	**20**	**0**
Opponents	**47**	**9**	**655**	**13.9**	**90t**	**1**

KICKOFF RETURNS	No	Yds	Avg	Lg	TD
Jackson	16	412	25.8	34	0
Chestnut	13	337	25.9	39	0
Spears	7	198	28.3	42	0
Oliver	3	113	37.7	54	0
Burks	1	21	21.0	21	0
Team	**40**	**1081**	**27.0**	**54**	**0**
Opponents	**28**	**899**	**32.1**	**80**	**0**

FIELD GOALS	1-19	20-29	30-39	40-49	50+
Folk	0/0	5/5	2/2	8/9	6/6
Wright	0/0	1/1	3/3	0/0	0/0
Narveson	0/0	0/0	0/0	0/0	0/1
Team	**0/0**	**6/6**	**5/5**	**8/9**	**6/7**
Opponents	**0/0**	**11/12**	**4/4**	**6/7**	**5/**

Folk: (40G)(41G)(53G,52G,47G,51G,29G)(44G)(25G)(21G,25G)(49N,27G)(30G,43G)(51G,56G,51G)(41G,44G)(46G,39G)
Narveson (TM): (53N)
Wright (TM):(39G,28G)(35G,38G)
OPP: (24G,50G,48G)(33G)(21G,26G,47G)(44G,56G)(26G,22G)(28G,30G)(51G)(56N,52G)(21G,37G)(40G)(28G,54G,28N)(46N,52N)(23G)(21G)(31G,55N)(48G,44G)(27G)

SACKS

Landry 9.0, Key 6.5, Simmons 5.0, Murray 3.5, Joseph-Day 2.5, J. Baker 1.0, Gaye 1.0, Lynch 1.0, McCreary 1.0, Sweat 1.0, Gibbens 0.5,
TM 32, OPP 52

TACKLES (Total-Assists-Solo)

Murray (95-57-38), Simmons (76-41-35), Brownlee (74-45-29), Landry (71-42-29), Hooker (70-46-24), Worley (52-28-24), Sweat (51-22-29), McCreary (50-43-7), Jones (44-28-16), Joseph-Day (44-18-26), Diggs (42-35-7), Key (42-24-18), Gibbens (41-20-21), Brown (38-20-18), Baker (36-28-8), Gifford (35-21-14), Awuzie (26-17-9), Baker (24-13-11), Sneed (23-19-4), Lynch (20-6-14), Williams (19-13-6), Coburn (14-8-6), Gray (14-6-8), Harrell (9-5-4), Reese (10-5-5), Gaye (8-7-1), Adams (4-2-2), Duke (1-1-0), Murphy (1-1-0), Wood (1-0-1)
Team Totals: 1,035-621-414

PASSING	Att	Cmp	Pct	Yards	Yds/Att	TD	Int	Lg	Sk/Yds	Rating
Levis	301	190	63.1	2091	6.95	13	12	98t	41/233	81.4
Rudolph	228	146	64.0	1530	6.71	9	9	47	11/71	80.1
Boyd	1	0	0.0	0	0.00	0	0	0	0/0	39.6
Team	**530**	**336**	**63.4**	**3621**	**6.83**	**22**	**21**	**98t**	**52/304**	**80.7**
Opponents	**473**	**314**	**66.4**	**3216**	**6.80**	**27**	**11**	**57**	**32/202**	**95.1**

USUAL STARTING LINEUP

OFFENSE

WR Nick Westbrook-Ikhine (15)
TE Nick Vannett (84)
LT JC Latham (55)
LG Peter Skoronski (77)
C Lloyd Cushenberry III (79)/Daniel Brunskill (60)
RG Dillon Radunz (75)
RT Nicholas Petit-Frere (78)
TE Chig Okonkwo (85)
WR Calvin Ridley (0)
WR Tyler Boyd (83)
QB Will Levis (8)
RB Tony Pollard

DEFENSE

DE Sebastian Joseph-Day (69)
NT T'Vondre Sweat (93)
DT Jeffery Simmons (98)
OLB Harold Landry III (58)
ILB Kenneth Murray Jr.
OLB Arden Key (49)
NB Roger McCreary (21)
CB Jarvis Brownlee Jr. (29)
S Quandre Diggs (28)/Daryl Worley (35)
S Amani Hooker (37)
CB Darrell Baker Jr.

SPECIALISTS

K Nick Folk (6)
P Ryan Stonehouse (4)
LS Morgan Cox (46)
PR Jha'Quan Jackson (19)
KR Jha'Quan Jackson (19)

Pro Bowl

GM: Ran Carthon **Head Coach:** Brian Callahan
Asst. Coaches: COLT ANDERSON (special teams coordinator), NICK HOLZ (offensive coordinator), DENNARD WILSON (defensive coordinator), BRIAN BELL (assistant director of sports performance), BEN BLOOM (outside linebackers), TREVOR BROWDER (offensive assistant), FRANK BUSH (linebackers), KYLAN BUTLER (offensive assistant), BILL CALLAHAN (offensive line), PERRY CARTER (coaching assistant), STEVE DONATELL (defensive assistant), SCOTT FUCHS (assistant offensive line), BO HARDEGREE (quarterbacks), CHRIS HARRIS (defensive passing game coordinator/cornerbacks), STEVE JACKSON (secondary/safeties), MATT JONES (offensive assistant), TOM JONES (assistant to the head coach), RANDY JORDAN (running backs), ANTHONY LEVINE SR. (assistant special teams), LORI LOCUST (defensive quality control), MARK LOVAT (assistant strength and conditioning), PAYTON McCOLLUM (assistant wide receivers), CLINTON McMILLAN (assistant defensive line/pass rush specialist), JUSTIN OUTTEN (tight ends), HALEY ROBERTS (sports performance assistant), TRACY ROCKER (defensive Line), JOHN SHAW (assistant sports performance - speed training), LUKE STOCKER (assistant tight ends), GRANT THORNE (assistant strength and conditioning), TYKE TOLBERT (wide receivers), ZAC WOODFIN (director of sports performance).

AMERICAN FOOTBALL CONFERENCE STANDINGS

	W	L	T	Pct
AFC EAST				
Buffalo	11	6	0	.647
* Miami	11	6	0	.647
New York Jets	7	10	0	.412
New England	4	13	0	.235
AFC NORTH	**W**	**L**	**T**	**Pct**
Baltimore	13	4	0	.765
* Cleveland	11	6	0	.647
* Pittsburgh	10	7	0	.588
Cincinnati	9	8	0	.529
AFC SOUTH	**W**	**L**	**T**	**Pct**
Houston	10	7	0	.588
Jacksonville	9	8	0	.529
Indianapolis	9	8	0	.529
Tennessee	6	11	0	.353
AFC WEST	**W**	**L**	**T**	**Pct**
Kansas City	11	6	0	.647
Las Vegas	8	9	0	.471
Denver	8	9	0	.471
Los Angeles Chargers	5	12	0	.294

NATIONAL FOOTBALL CONFERENCE STANDINGS

	W	L	T	Pct
NFC EAST				
Dallas	12	5	0	.706
* Philadelphia	11	6	0	.647
New York Giants	6	11	0	.353
Washington	4	13	0	.235
NFC NORTH	**W**	**L**	**T**	**Pct**
Detroit	12	5	0	.706
* Green Bay	9	8	0	.529
Minnesota	7	10	0	.412
Chicago	7	10	0	.412
NFC SOUTH	**W**	**L**	**T**	**Pct**
Tampa Bay	9	8	0	.529
New Orleans	9	8	0	.529
Atlanta	7	10	0	.412
Carolina	2	15	0	.118
NFC WEST	**W**	**L**	**T**	**Pct**
San Francisco	12	5	0	.706
* Los Angeles Rams	10	7	0	.588
Seattle	9	8	0	.529
Arizona	4	13	0	.235

* Wild Card for Playoffs

2023 SEASON (6-11 REGULAR SEASON) • 4TH PLACE AFC SOUTH

DATE	OPPONENT	SCORE	W/L	ATT
Sept. 10	at New Orleans	15-16	L	70.024
Sept. 17	LA. CHARGERS	27-24*	W	67,438
Sept. 24	at Cleveland	3-27	L	67,919
Oct. 1	CINCINNATI	27-3	W	68,951
Oct. 8	at Indianapolis	16-23	L	65,287
Oct. 15	BALTIMORE	16-24	L	61,011
Oct. 29	ATLANTA	28-23	W	68,008
Nov. 2	at Pittsburgh	16-20	L	65,969
Nov. 12	at Tampa Bay	6-20	L	62,725
Nov. 19	at Jacksonville	14-34	L	67,175
Nov. 26	CAROLINA	17-10	W	62,493
Dec. 3	INDIANAPOLIS	28-31*	L	65,262
Dec. 11	at Miami	28-27*	W	66,068
Dec. 17	HOUSTON	16-19	L	66,219
Dec. 24	SEATTLE	17-20	L	60,181
Dec. 31	at Houston	3-26	L	71,517
Jan. 7	JACKSONVILLE	28-20	W	63,744

* Overtime

	TITANS	OPP
Total First Downs	**298**	**334**
Rushing	103	103
Passing	158	189
Penalty	37	42
3rd Down: Made/Att	71/212	89/231
3rd Down Pct.	33.5	38.5
4th Down: Made/Att	11/20	12/21
4th Down Pct.	55.0	57.1
Possession Avg.	**29:14**	**30:46**
Total Net Yards	**4913**	**5697**
Avg. Per Game	289.0	335.1
Total Plays	1002	1096
Avg. Per Play	4.9	5.2
Net Yards Rushing	**1846**	**1831**
Avg. Per Game	108.6	107.7
Total Rushes	444	480
Net Yards Passing	**3067**	**3866**
Avg. Per Game	180.4	227.4
Sacked/Yards Lost	64/445	45/315
Gross Yards	3512	4181
Att./Completions	494/304	571/387
Completion Pct.	61.5	67.8
Had Intercepted	11	6
Punts/Average	**80/50.1**	**69/46.8**
Net Punting Avg.	80/43.0	69/41.5
Penalties/Yards	**110/882**	**98/776**
Fumbles/Ball Lost	**19/9**	**19/8**
Touchdowns	**31**	**33**
Rushing	16	10
Passing	14	20
Returns	1	3

BY PERIODS	1	2	3	4	OT	PTS
Team	**58**	**118**	**59**	**64**	**6**	**305**
Opponents	**62**	**97**	**88**	**111**	**9**	**367**

SCORING	TD	RU	PA	RT	PAT	FG	S	TP
Folk	0	0	0	0	28/30	29/30	0	115
Henry	12	12	0	0			0	72
Hopkins	7	0	7	0			0	42
Westbrook-Ikhine	3	0	3	0			0	20
Spears	3	2	1	0			0	18
Levis	1	1	0	0			0	6
Molden	1	0	0	1			0	6
Okonkwo	1	0	1	0			0	6
J. Simmons	1	0	1	0			0	6
Tannehill	1	1	0	0			0	6
Whyle	1	0	1	0			0	6
Hooker	0	0	0	0			0	2
Team	**31**	**16**	**14**	**1**	**28/30**	**29/30**	**0**	**305**
Opponents	**33**	**10**	**20**	**3**	**29/30**	**46/47**	**0**	**367**

2-Pt Conv: Westbrook-Ikhine,TM 1-1, OPP 1-2
FUM/Lost: Levis 7/4, Tannehill 4/0, Garror 2/2, Moore 1/0, Philips 1/1, Spears 1/0, Stonehouse 1/1, Willis 1/1, Zentner(TM) 1/0

RUSHING	No	Yds	Avg	Lg	TD
Henry	280	1167	4.2	69	12
Spears	100	453	4.5	23	2
Tannehill	17	74	4.4	23	1
Levis	25	57	2.3	11	1
Moore	2	39	19.5	38	0
Willis	5	21	4.2	11	0
Burks	5	18	3.6	9	0
Ward	3	11	3.7	8	0
Hopkins	2	9	4.5	5	0
Okonkwo	2	6	3.0	4	0
Hooker	1	2	2.0	2	0
Zentner	1	0	0.0	0	0
Stonehouse	1	-11	-11.0	-11	0
Team	**444**	**1846**	**4.2**	**69**	**16**
Opponents	**480**	**1831**	**3.8**	**56t**	**10**

RECEIVING	No	Yds	Avg	Lg	TD
Hopkins	75	1057	14.1	61t	7
Okonkwo	54	528	9.8	39	1
Spears	52	385	7.4	48	1
Westbrook-Ikhine	28	370	13.2	33t	3
Henry	28	214	7.6	46	0
Moore	22	424	19.3	49	0
Burks	16	221	13.8	70	0
Philips	15	181	12.1	29	0
Whyle	9	94	10.4	24	1
Wesco	1	21	21.0	21	0
Kinsey	1	6	6.0	6	0
Rader	1	6	6.0	6	0
Dowell	1	3	3.0	3	0
J. Simmons	1	2	2.0	2t	1
Team	**304**	**3512**	**11.6**	**70**	**14**
Opponents	**387**	**4181**	**10.8**	**59t**	**20**

INTERCEPTIONS	No	Yds	Avg	Lg	TD
Murphy-Bunting	2	12	6.0	10	0
Molden	1	44	44.0	44t	1
McCreary	1	18	18.0	18	0
Hooker	1	10	10.0	10	0
Edmunds	1	2	2.0	2	0
Team	**6**	**86**	**14.3**	**44t**	**1**
Opponents	**11**	**101**	**9.2**	**29**	**1**

PUNTING	No	Yds	Avg	Net	TB	In	Lg	B
Stonehouse	53	2812	53.1	43.9	10	28	74	1
Zentner	24	1,115	46.5	41.4	2	8	64	0
Folk	2	81	40.5	39.0	12	36	74	1
Team	**80**	**4008**	**50.1**	**43.0**	**12**	**36**	**74**	**1**
Opponents	**69**	**3231**	**46.8**	**41.5**	**2**	**26**	**63**	**0**

PUNT RETURNS	No	FC	Yds	Avg	Lg	TD
Garror	21	5	159	7.6	15	0
Kinsey	11	6	100	9.1	21	0
K. Jackson	6	3	48	8.0	14	0
Philips	4	0	23	5.8	12	0
Team	**42**	**14**	**330**	**7.9**	**21**	**0**
Opponents	**29**	**19**	**328**	**11.3**	**70**	**0**

KICKOFF RETURNS	No	Yds	Avg	Lg	TD
Spears	13	270	20.8	33	0
Moore	4	89	22.3	26	0
Philips	1	13	13.0	13	0
Team	**37**	**792**	**21.4**	**37**	**0**
Opponents	**32**	**648**	**20.3**	**54**	**0**

FIELD GOALS	1-19	20-29	30-39	40-49	50+
Folk	0/0	9/9	9/9	6/6	5/6
Team	**0/0**	**6/6**	**7/8**	**6/8**	**1/2**
Opponents	**0/0**	**7/7**	**10/10**	**6/7**	**2/3**

Bullock: (50G,27G,31G,45G,29G)(33G,41G)(44G)(53G, 35G) (27G,53G,34G)(26G,27G,38G)()(36G,36G,48G) (38G,51N,27G)() (53G)(24G,46G)(28G,23G)(45G)(33G) (53G)()
OPP: (26G,33G,52G)(27G,30G,33G)(48G,52G)(21G) (43G,35G,28G)(41G,28G,23G,29G,20G,36G)(29G,49G, 39G) (29G,30G)(25G,35G)(30G,25G)(50G)(23G,46G, 23G,28G) (44B,20G,31G)(23G,27G,53G,54G)(28G
OPP: (26G,33G,52G)(27G,30G,33G)(48G,52G)(21G) (43G,35G,28G)(41G,28G,23G,29G,20G,36G)(29G,49G, 39G) (29G,30G)(25G,35G)(30G,25G)(50G)(23G,46G, 23G,28G) (44B,20G,31G)(23G,27G,53G,54G)(28G,27G) (28G,38G,27G,51G) (44G,30G)

SACKS
Autry 11.5, Landry 10.5, Key 6, J. Simmons 5.5, Edmunds LG 2.5, Edmunds TM 2.5, Al-Shaair 2, McCreary 2, Davidson 1, Gibbens 1, Gipson 1, Johnson 1, Tart 1
TM 45, OPP 64

TACKLES (Total-Assists-Solo)
Al-Shaair (163-84-79), Gibbens (92-55-37), McCreary (86-62-24), Hooker (80-65-15), Molden (72-47-25), Landry III (69-45-24), Murphy-Bunting (57-42-15), Autry (50-30-20), Byard (47-30-17), Fulton (46-37-9), Simmons (44-30-14), Wallace (42-33-9), Avery (31-27-4), Key (30-17-13), Johnson (24-11-13), Garror (22-19-3), Peko (22-12-10), Tart (21-15-6), Rice (17-8-9), Weaver (16-8-8), Edmunds (15-12-3), Reese IV (15-8-7), Davidson (10-6-4), Jones (8-0-8), McLendon (8-3-5), Brown (7-5-2), Coburn (7-2-5), Gipson (6-1-5), Wallow (6-5-1), Bohanna (4-2-2), Blacklock (2-1-1), Campbell (2-1-1), Carter (2-1-1), Jackson (1-0-1), Vildor (1-1-0)
Team Totals: 1,127-723-404

PASSING	Att	Cmp	Pct	Yards	Yds/Att	TD	Int	Lg	Sk/Yds	Rating
Levis	255	149	58.4	1808	7.09	8	4	61	28/185	84.2
Tannehill	230	149	64.8	1616	7.03	4	7	70	32/230	78.5
Willis	5	4	80.0	74	14.80	0	0	48	4/30	118.8
Henry	3	2	66.7	14	4.67	2	0	12	0/0	116.7
Hopkins	1	0	0.0	0	0.0	0	0	0	0.0	39.6
Team	**494**	**304**	**61.5**	**3512**	**7.11**	**14**	**11**	**70**	**64/445**	**83.2**
Opponents	**571**	**387**	**67.8**	**4181**	**7.32**	**20**	**6**	**59**	**45/315**	**96.4**

USUAL STARTING LINEUP

OFFENSE

WR	Nick Westbrook-Ikhine (15)
TE	Trevon Wesco (88)
LT	Andre Dillard (71)
LG	Peter Skoronski (77)
C	Aaron Brewer (55)
RG	Daniel Brunskill (60)
RT	Dillon Radunz (75)/Chris Hubbard (66)
TE	Chig Okonkwo (85)
WR	DeAndre Hopkins (10)
QB	Will Levis (8)/Ryan Tannehill (17)
RB	**Derrick Henry (22)**

DEFENSE

DE	Denico Autry (96)
NT	Teair Tart (93)
DT	Jeffery Simmons (98)
OLB	Harold Landry III (58)
ILB	Azeez Al-Shaair (2)
ILB	Jack Gibbens (50)
OLB	Arden Key (49)
CB	Roger McCreary (21)
CB	Sean Murphy-Bunting (0)
S	Elijah Molden (24)
S	Amani Hooker (37)
CB	Kristian Fulton (26)

SPECIALISTS

K	Nick Folk (6)
P	Ryan Stonehouse (4)
PR	Mason Kinsey (12)
KR	Tyjae Spears (32)

Pro Bowl

GM: Ran Carthon **Head Coach:** Mike Vrabel
Asst. Coaches: CRAIG AUKERMAN (special teams coord. 12 games) SHANE BOWEN (def. coord.), TIM KELLY (off. coord.), BRIAN BELL (asst. dir. of sports performance), SCOTT BOOKER (safeties), KYLAN BUTLER (off. asst.), RYAN CROW (outside linebackers), TONY DEWS (tight ends), JUSTIN HAMILTON (def. quality control), CHRIS HARRIS (def. pass game coord./cornerbacks), JASON HOUGHTALING (off. line), MATT JONES (off. line asst.), BOBBY KING (inside linebackers), ZAK KUHR (inside linebackers asst.), ANTHONY LEVINE (special teams asst.), LORI LOCUST (def. quality control), CHARLES LONDON (pass game coord./quarterbacks), CLINTON McMILLAN (def. line asst.), ROB MOORE (wide receivers), PAT O'HARA (passing game analyst), JUSTIN OUTTEN (run game coord./running backs), FRANK PIRAINO (dir. of sports performance), TOM QUINN (special teams asst.), HALEY ROBERTS (sports performance asst.), TYLER ROUSE (sports performance asst.), LUKE STOCKER (off. asst.), JOHN STREICHER (dir. of football admin.), MIKE SULLIVAN (asst. off. line), TERRELL WILLIAMS (asst. head coach – def./def. line).

AMERICAN FOOTBALL CONFERENCE STANDINGS

	W	L	T	Pct
AFC EAST				
Buffalo	11	6	0	.647
* Miami	11	6	0	.647
New York Jets	7	10	0	.412
New England	4	13	0	.235
AFC NORTH				
Baltimore	13	4	0	.765
* Cleveland	11	6	0	.647
* Pittsburgh	10	7	0	.588
Cincinnati	9	8	0	.529
AFC SOUTH				
Houston	10	7	0	.588
Jacksonville	9	8	0	.529
Indianapolis	9	8	0	.529
Tennessee	6	11	0	.353
AFC WEST				
Kansas City	11	6	0	.647
Las Vegas	8	9	0	.471
Denver	8	9	0	.471
Los Angeles Chargers	5	12	0	.294

NATIONAL FOOTBALL CONFERENCE STANDINGS

	W	L	T	Pct
NFC EAST				
Dallas	12	5	0	.706
* Philadelphia	11	6	0	.647
New York Giants	6	11	0	.353
Washington	4	13	0	.235
NFC NORTH				
Detroit	12	5	0	.706
* Green Bay	9	8	0	.529
Minnesota	7	10	0	.412
Chicago	7	10	0	.412
NFC SOUTH				
Tampa Bay	9	8	0	.529
New Orleans	9	8	0	.529
Atlanta	7	10	0	.412
Carolina	2	15	0	.118
NFC WEST				
San Francisco	12	5	0	.706
* Los Angeles Rams	10	7	0	.588
Seattle	9	8	0	.529
Arizona	4	13	0	.235

* Wild Card for Playoffs

2022 SEASON (7-10 REGULAR SEASON) • 2ND PLACE AFC SOUTH

DATE	OPPONENT	SCORE	W/L	ATT
Sept. 11	N.Y. GIANTS	20-21	L	67,805
Sept. 19	at Buffalo	7-41	L	70,683
Sept. 25	LAS VEGAS	24-22	W	68,649
Oct. 2	at Indianapolis	24-17	W	65,781
Oct. 9	at Washington	21-17	W	51,836
Oct. 23	INDIANAPOLIS	19-10	W	69,459
Oct. 30	at Houston	17-10	W	68,467
Nov. 6	at Kansas City	17-20*	L	73,475
Nov. 13	DENVER	17-10	W	69,240
Nov. 17	at Green Bay	27-17	W	77,506
Nov. 27	CINCINNATI	16-20	L	69,441
Dec. 4	at Philadelphia	10-35	L	69,879
Dec. 11	JACKSONVILLE	22-36	L	68,409
Dec. 18	at L.A. Chargers	14-17	L	70,240
Dec. 24	HOUSTON	14-19	L	66,634
Dec. 29	DALLAS	13-27	L	69,292
Jan. 7	at Jacksonville	16-20	L	70,050

* Overtime

	TITANS	OPP
Total First Downs	**277**	**339**
Rushing	104	93
Passing	153	215
Penalty	20	31
3rd Down: Made/Att	80/219	77/225
3rd Down Pct.	36.5	34.2
4th Down: Made/Att	9/17	19/26
4th Down Pct.	52.9	73.1
Possession Avg.	**29:16**	**30:44**
Total Net Yards	**5045**	**5978**
Avg. Per Game	296.8	351.6
Total Plays	992	1100
Avg. Per Play	5.1	5.4
Net Yards Rushing	**2131**	**1307**
Avg. Per Game	125.4	76.9
Total Rushes	487	390
Net Yards Passing	**2914**	**4671**
Avg. Per Game	171.4	274.8
Sacked/Yards Lost	49/313	39/264
Gross Yards	3227	4935
Att./Completions	456/285	671/439
Completion Pct.	62.5	65.4
Had Intercepted	11	14
Punts/Average	**90/53.1**	**84/45.1**
Net Punting Avg.	90/44.0	84/40.5
Penalties/Yards	**111/956**	**115/836**
Fumbles/Ball Lost	**23/12**	**19/6**
Touchdowns	**34**	**41**
Rushing	16	9
Passing	16	29
Returns	2	3

BY PERIODS	1	2	3	4	OT	PTS
Team	**83**	**121**	**57**	**37**	**0**	**298**
Opponents	**57**	**103**	**105**	**91**	**3**	**359**

SCORING	TD	RU	PA	RT	PAT	FG	S	TP
Bullock	0	0	0	0	28/28	17/20	0	79
Henry	13	13	0	0			0	78
Hilliard	4	0	4	0			0	24
Okonkwo	3	0	3	0			0	20
Westbrook-Ikhine	3	0	3	0			0	18
Burks	2	0	1	1			0	12
Hooper	2	0	2	0			0	12
Tannehill	2	2	0	0			0	12
Woods	2	0	2	0			0	12
Shudak	0	0	0	0	1/1	3/4	0	10
Adams	1	0	0	1			0	6
Swaim	1	0	1	0			0	6
Willis	1	1	0	0			0	6
Lambo	0	0	0	0	3/4	0/0	0	3
Team	**34**	**16**	**16**	**2**	**32/33**	**20/24**	**0**	**298**
Opponents	**41**	**9**	**29**	**3**	**32/34**	**25/27**	**0**	**359**

2-Pt Conversions: Okonkwo, **TM 1-1, OPP 3-7**
FUM/Lost: Henry 6/3, Dobbs 4/2, Tannehill 3/2, Willis 3/2, Philips 2/2, Board 1/0, Hooker 1/0, Kinsey 1/0, Thompson 1/0, Woods 1/1

RUSHING	No	Yds	Avg	Lg	TD
Henry	349	1538	4.4	56	13
Hilliard	22	145	6.6	30	0
Willis	27	123	4.6	17	1
Tannehill	34	98	2.9	17	2
Haskins	25	93	3.7	12	0
Burks	4	47	11.8	20	0
Dobbs	8	44	5.5	11	0
Ward	5	25	5.0	12	0
Chestnut	9	12	1.3	5	0
McMath	1	4	4.0	4	0
Okonkwo	3	2	0.7	6	0
Team	**487**	**2131**	**4.4**	**56**	**16**
Opponents	**390**	**1307**	**3.4**	**68**	**9**

RECEIVING	No	Yds	Avg	Lg	TD
Woods	53	527	9.9	41	2
Hooper	41	444	10.8	24	2
Burks	33	444	13.5	51	1
Henry	33	398	12.1	69	0
Okonkwo	32	450	14.1	48	3
Westbrook-Ikhine	25	397	15.9	63t	3
Hilliard	21	177	8.4	31	4
Swaim	12	58	4.8	13	1
Haskins	11	57	5.2	10	0
Philips	8	78	9.8	21	0
Conley	4	46	11.5	27	0
Hollister	3	54	18.0	27	0
Chestnut	3	41	13.7	33	0
McMath	2	40	20.0	39	0
Ward	2	7	3.5	4	0
Board	1	6	6.0	6	0
Kinsey	1	3	3.0	3	0
Team	**285**	**3227**	**11.3**	**69**	**16**
Opponents	**439**	**4935**	**11.2**	**75t**	**29**

INTERCEPTIONS	No	Yds	Avg	Lg	TD
Byard	4	57	14.3	28	0
Long	2	4	2.0	4	0
Adams	1	76	76.0	76t	1
Gibbens	1	7	7.0	7	0
McCreary	1	4	4.0	4	0
Mitchell	1	1	1.0	1	0
Fulton	1	0	0.0	0	0
Hooker	1	0	0.0	0	0
Kalu	1	0	0.0	0	0
Tart	1	0	0.0	0	0
Team	**14**	**149**	**10.6**	**76t**	**1**
Opponents	**11**	**179**	**16.3**	**43t**	**1**

PUNTING	No	Yds	Avg	Net	TB	In	Lg	B
Stonehouse	90	4779	53.1	44.0	9	30	74	0
Team	**90**	**4779**	**53.1**	**44.0**	**9**	**30**	**74**	**0**
Opponents	**84**	**3789**	**45.1**	**40.5**	**4**	**32**	**69**	**0**

PUNT RETURNS	No	FC	Yds	Avg	Lg	TD
Board	14	5	147	10.5	19	0
Woods	11	14	90	8.2	21	0
Philips	5	2	62	12.4	46	0
Hilliard	2	0	4	2.0	4	0
Kinsey	2	3	0	0.0	0	0
Hooker	1	0	0	0.0	0	0
Thompson	1	0	0	0.0	0	0
Team	**36**	**24**	**303**	**8.4**	**46**	**0**
Opponents	**59**	**11**	**636**	**10.8**	**27**	**0**

KICKOFF RETURNS	No	Yds	Avg	Lg	TD
Haskins	19	414	21.8	37	0
Chestnut	10	215	21.5	33	0
Board	4	82	20.5	22	0
Cannon	2	33	16.5	19	0
Hilliard	1	23	23.0	23	0
Ward	1	25	25.0	25	0
Team	**37**	**792**	**21.4**	**37**	**0**
Opponents	**32**	**648**	**20.3**	**54**	**0**

FIELD GOALS	1-19	20-29	30-39	40-49	50+
Bullock	0/0	5/5	5/5	6/8	1/2
Shudak	0/0	1/1	2/3	0/0	0/0
Team	**0/0**	**6/6**	**7/8**	**6/8**	**1/2**
Opponents	**0/0**	**7/7**	**10/10**	**6/7**	**2/3**

Bullock: (46G,23G,47N) () (48G) (44G) () (27G,28G,38G,48G) (48N,29G) (44G) (35G) () () (36G) () (51N) () (37G,29G) (51G,39G,41G)
Shudak: () () () () () () () () () () (33G,35N,24G,38G) () () () () () ()
OPP: () (49G,37G) (21G,32G,35G) (27G,51N) (50G) (50G) (43G) (23G,47N,28G) (39G) (39G) (47G,38G) () (37G,43G,33G) (43G) (25G,22G) (36G,45G) (26G,36G)

SACKS
Autry 8, Simmons 7.5, Walker 7, Weaver 5.5, Dupree 4, Edwards 3, Tart 1.5, Cole 1, N. Jones 1, Okuayinonu 0.5
TM 39, OPP 49

TACKLES (Total-Assists-Solo)
Byard (106-69-37), Long Jr. (86-52-34), McCreary (85-70-15), Rice (63-36-27), Adams (60-42-18), Simmons (53-25-28), Cole (51-34-17), Fulton (48-35-13), Hooker (46-39-7), Mitchell (39-31-8), Kalu (38-20-18), Tart (34-20-14), Walker (32-23-9), Weaver (27-18-9), Autry (27-17-10), Gibbens (27-16-11), Avery (23-20-3), Cunningham (23-14-9), Strong (23-14-9), Dupree (18-14-4), Edwards Jr. (17-11-6), Schobert (16-12-4), Jones, N. (16-6-10), Mabin (13-10-3), Okuayinonu (11-3-8), Farley (10-9-1), Johnson Jr. (9-7-2), Reid (5-5-0), Amadi (5-4-1), Molden (5-4-1), Basham (5-1-4), Adeniyi (3-2-1), Jones, J. (2-2-0), Murchison (2-1-1), Tuszka (2-1-1), Jackson (1-1-0), Ray (1-1-0)
Team Totals: 1,031-688-343

PASSING	Att	Cmp	Pct	Yards	Yds/Att	TD	Int	Lg	Sk/Yds	Rating
Tannehill	325	212	65.2	2536	7.80	13	6	69	33/238	94.6
Dobbs	68	40	58.8	411	6.04	2	2	39	6/26	73.8
Willis	61	31	50.8	276	4.52	0	3	48	10/49	42.8
Henry	2	2	100.0	4	2.00	1	0	3t	0/0	118.8
Team	**456**	**285**	**62.5**	**3227**	**7.08**	**16**	**11**	**69**	**49/313**	**85.3**
Opponents	**671**	**439**	**65.4**	**4935**	**7.35**	**29**	**14**	**75t**	**39/264**	**93.0**

USUAL STARTING LINEUP

OFFENSE
WR Treylon Burks (16)
TE Austin Hooper (81)
LT Dennis Daley (71)
LG Aaron Brewer (55)
C Ben Jones (60)
RG Nate Davis (64)
RT Nicholas Petit-Frere (78)
TE Chig Okonkwo (85)
WR Robert Woods (2)
QB Ryan Tannehill (17)
RB Derrick Henry (22)

DEFENSE
DE DeMarcus Walker (95)
NT Teair Tart (93)
DT Jeffery Simmons (98)
OLB Bud Dupree (48)
ILB David Long Jr. (51)
ILB Zach Cunningham (41)
OLB Denico Autry (96)
CB Roger McCreary (21)
S Kevin Byard (31)
S Amani Hooker (37)
CB Kristian Fulton (26)

SPECIALISTS
K Randy Bullock (14)
P Ryan Stonehouse (4)
PR Robert Woods (2)
KR Julius Chestnut (36)

Pro Bowl All-Pro

GM: Jon Robinson (first 12 games); **Interim GM:** Ryan Cowden (last 5 games); **Head Coach:** Mike Vrabel
Asst. Coaches: SHANE BOWEN (def. coordinator), TODD DOWNING (off. coordinator), CRAIG AUKERMAN (ST), BRIAN BELL (sports performance coordinator), CHASE BLACKBURN (assist. ST), SCOTT BOOKER (safeties), KYLAN BUTLER (off. assistant); KEITH CARTER (OL), RYAN CROW (OLB), TONY DEWS (RB), ERIK FRAZIER (off. skill assist.), JASON HOUGHTALING (OL assist.), TIM KELLY (passing game coord.), BOBBY KING (ILB), ZAK KUHR (ILB assist.), CLINTON McMILLAN (DL assist.); ANTHONY MIDGET (secondary), ROB MOORE (WR), PAT O'HARA (QB), FRANK PIRAINO (director of sports performance), TYLER ROUSE (sports performance assist.), JIM SCHWARTZ (senior def. assist.), LUKE STECKEL (TE), JOHN STREICHER (coord. of football development), MIKE SULLIVAN (assist. OL), TERRELL WILLIAMS (DL)

AMERICAN FOOTBALL CONFERENCE STANDINGS

AFC EAST	W	L	T	Pct
Buffalo	13	3	0	.813
* Miami	9	8	0	.529
New England	8	9	0	.471
New York Jets	7	10	0	.412
AFC NORTH	**W**	**L**	**T**	**Pct**
Cincinnati	12	4	0	.750
* Baltimore	10	7	0	.588
Pittsburgh	9	8	0	.529
Cleveland	7	10	0	.412
AFC SOUTH	**W**	**L**	**T**	**Pct**
Jacksonville	9	8	0	.529
Tennessee	7	10	0	.412
Indianapolis	4	12	1	.265
Houston	3	13	1	.206
AFC WEST	**W**	**L**	**T**	**Pct**
Kansas City	14	3	0	.824
* Los Angeles Chargers	10	7	0	.588
Las Vegas	6	11	0	.353
Denver	5	12	0	.294

NATIONAL FOOTBALL CONFERENCE STANDINGS

NFC EAST	W	L	T	Pct
Philadelphia	14	3	0	.824
* Dallas	12	5	0	.706
* New York Giants	9	7	1	.559
Washington	8	8	1	.500
NFC NORTH	**W**	**L**	**T**	**Pct**
Minnesota	13	4	0	.765
Detroit	9	8	0	.529
Green Bay	8	9	0	.471
Chicago	3	14	0	.176
NFC SOUTH	**W**	**L**	**T**	**Pct**
Tampa Bay	8	9	0	.471
Carolina	7	10	0	.412
New Orleans	7	10	0	.412
Atlanta	7	10	0	.412
NFC WEST	**W**	**L**	**T**	**Pct**
San Francisco	13	4	0	.765
* Seattle	9	8	0	.529
Los Angeles Rams	5	12	0	.294
Arizona	4	13	0	.235

* Wild Card for Playoffs

2021 SEASON (12-5 REGULAR SEASON, 0-1 PLAYOFFS) • 1ST PLACE AFC SOUTH

DATE	OPPONENT	SCORE	W/L	ATT
Sept. 12	ARIZONA	13-38	L	67,216
Sept. 19	at Seattle	33-30*	W	68,585
Sept. 26	INDIANAPOLIS	25-16	W	67,914
Oct. 3	at N.Y. Jets	24-27*	L	70,232
Oct. 10	at Jacksonville	37-19	W	58,282
Oct. 18	BUFFALO	34-31	W	69,419
Oct. 24	KANSAS CITY	27-3	W	69,484
Oct. 31	at Indianapolis	34-31*	W	59,175
Nov. 7	at L.A. Rams	28-16	W	71,785
Nov. 14	NEW ORLEANS	23-21	W	69,414
Nov. 21	HOUSTON	13-22	L	67,395
Nov. 28	at New England	13-36	L	65,878
Dec. 12	JACKSONVILLE	20-0	W	67,808
Dec. 19	at Pittsburgh	13-19	L	59,521
Dec. 23	SAN FRANCISCO	20-17	W	69,361
Jan. 2	MIAMI	34-3	W	69,091
Jan. 9	at Houston	28-25	W	66,722
Jan. 22	**Cincinnati**	**16-19**	**L**	**69,242**

* Overtime

	TITANS	OPP
Total First Downs	**362**	**331**
Rushing	134	90
Passing	194	204
Penalty	34	37
3rd Down: Made/Att	103/236	77/210
3rd Down Pct.	43.6	36.7
4th Down: Made/Att	15/24	14/24
4th Down Pct.	62.5	58.3
Possession Avg.	**32:40**	**27:20**
Total Net Yards	**5,822**	**5,607**
Avg. Per Game	342.5	329.8
Total Plays	1133	1039
Avg. Per Play	5.1	5.4
Net Yards Rushing	**2,404**	**1,438**
Avg. Per Game	141.4	84.6
Total Rushes	551	368
Net Yards Passing	**3,418**	**4,169**
Avg. Per Game	201.1	245.2
Sacked/Yards Lost	47/327	43/316
Gross Yards	3745	4485
Att./Completions	535/359	628/395
Completion Pct.	67.1	62.9
Had Intercepted	14	16
Punts/Average	**58/44.3**	**67/44.6**
Net Punting Avg.	58/39.8	67/38.7
Penalties/Yards	**103/973**	**118/1,070**
Fumbles/Ball Lost	**25/11**	**21/6**
Touchdowns	**49**	**38**
Rushing	23	14
Passing	22	24
Returns	4	0

BY PERIODS	1	2	3	4	OT	PTS
Team	**61**	**167**	**65**	**120**	**6**	**419**
Opponents	**56**	**112**	**84**	**99**	**3**	**354**

SCORING	TD	RU	PA	RT	PAT	FG	S	TP
Bullock	0	0	0	0	42/45	26/31	0	120
Henry	10	10	0	0			0	62
Tannehill	7	7	0	0			0	42
A.J. Brown	5	0	5	0			0	30
Westbrook-Ikhine	4	0	4	0			0	24
Pruitt	3	0	3	0			0	20
Firkser	3	0	2	1			0	18
Foreman	3	3	0	0			0	18
Swaim	3	0	3	0			0	18
Byard	2	0	0	2			0	12
Hilliard	2	2	0	0			0	12
Batson	1	0	1	0			0	6
Fitzpatrick	1	0	1	0			0	6
Ju. Jones	1	0	1	0			0	6
McNichols	1	0	1	0			0	6
Molden	1	0	0	1			0	6
Peterson	1	1	0	0			0	6
Rogers	1	0	1	0			0	6
Badgley	0	0	0	0	1/2	0/1	0	1
Team	**49**	**23**	**22**	**4**	**43/47**	**26/32**	**0**	**419**
Opponents	**38**	**14**	**24**	**0**	**29/34**	**31/38**	**0**	**354**

2-Pt Conversions: Henry, Pruitt, **TM 2-2; OP 2-4**
FUM/Lost: Tannehill 10/4, Rogers 4/1, Firkser 2/1, Foreman 2/1, Hilliard 2/1, Blasingame 1/1, Brewer 1/0, Henry 1/0, McMath 1/1, Westbrook-Ikhine 1/1

RUSHING	No	Yds	Avg	Lg	TD
Henry	219	937	4.3	76t	10
Foreman	133	566	4.3	35	3
Hilliard	56	350	6.3	68t	2
Tannehill	55	270	4.9	28	7
McNichols	41	156	3.8	14	0
Peterson	27	82	3.0	16	1
Batson	2	15	7.5	11	0
A.J. Brown	2	10	5.0	7	0
Rogers	1	9	9.0	9	0
D. Evans	2	7	3.5	5	0
Blasingame	3	6	2.0	3	0
Sargent	2	4	2.0	2	0
M. Johnson	2	-2	-1.0	5	0
Woodside	6	-6	-1.0	-1	0
Team	**551**	**2,404**	**4.4**	**76t**	**23**
Opponents	**368**	**1,438**	**3.9**	**58**	**14**

RECEIVING	No	Yds	Avg	Lg	TD
A.J. Brown	63	869	13.8	57t	5
Westbrook-Ikhine	38	476	12.5	46	4
Firkser	34	291	8.6	24	2
Ju. Jones	31	434	14.0	51	1
Swaim	31	210	6.8	26	3
Rogers	30	301	10.0	39	1
McNichols	28	240	8.6	27	1
Hilliard	19	87	4.6	28	0
Henry	18	154	8.6	16	0
Pruitt	14	145	10.4	22	3
Reynolds	10	90	9.0	12	0
M. Johnson	9	160	17.8	50	0
Foreman	9	123	13.7	39	0
Fitzpatrick	5	49	9.8	18t	1
Hollister	4	33	8.3	14	0
Peterson	4	8	2.0	5	0
Hudson	3	31	10.3	14	0
Batson	2	15	7.5	13	1
D. Evans	2	11	5.5	6	0
McMath	2	8	4.0	9	0
Blasingame	2	4	2.0	5	0
Hooker	1	6	6.0	6	0
Team	**359**	**3,745**	**10.4**	**57t**	**22**
Opponents	**395**	**4,485**	**11.4**	**68t**	**24**

INTERCEPTIONS	No	Yds	Avg	Lg	TD
Byard	5	66	13.2	24t	1
Fulton	2	13	6.5	13	0
Long	2	6	3.0	6	0
R. Evans	2	1	0.5	1	0
Hooker	1	21	21.0	21	0
Skrine	1	17	17.0	17	0
J. Brown	1	2	2.0	2	0
Molden	1	2	2.0	2t	1
Jenkins	1	0	0.0	0	0
Team	**16**	**128**	**8.0**	**24t**	**2**
Opponents	**14**	**252**	**18.0**	**82**	**0**

PUNTING	No	Yds	Avg	Net	TB	In	Lg	B
Kern	47	2,105	44.8	40.4	1	18	59	0
Townsend	11	465	42.3	37.0	1	2	63	0
Team	**58**	**2,570**	**44.3**	**39.8**	**2**	**20**	**63**	**0**
Opponents	**67**	**2,986**	**44.6**	**38.7**	**5**	**27**	**66**	**0**

PUNT RETURNS	No	FC	Yds	Avg	Lg	TD
Rogers	30	20	293	9.8	55	0
Kinsey	0	1	0	---	---	0
Team	**30**	**21**	**292**	**9.8**	**55**	**0**
Opponents	**22**	**16**	**223**	**10.1**	**18**	**0**

KICKOFF RETURNS	No	Yds	Avg	Lg	TD
Rogers	14	282	20.1	37	0
M. Johnson	9	179	19.9	31	0
Hilliard	8	177	22.1	26	0
Batson	5	80	16.0	20	0
McNichols	2	31	15.5	16	0
Blasingame	1	12	12.0	12	0
D. Evans	1	17	17.0	17	0
Team	**40**	**778**	**19.5**	**37**	**0**
Opponents	**40**	**812**	**20.3**	**37**	**0**

FIELD GOALS	1-19	20-29	30-39	40-49	50+
Bullock	0/0	5/5	12/12	8/13	1/1
Badgley	0/0	0/0	0/0	0/1	0/0
Team	**0/0**	**5/5**	**12/12**	**8/14**	**1/1**
Opponents	**0/0**	**12/12**	**9/9**	**7/8**	**3/9**

Bullock: () (33G,30G,24G,44N,36G) (32G) (44G,46G,36G,49N) (34G) (43G,38G) (34G,51G) (46G,44G) () (28G,36G,36G) () (44N) (47N,44G,29G) (26G,32G) (38G,44G) (23G,44G) (42N)
TM: (46N) (33G,30G,24G,44N,36G) (32G) (44G,46G,36G,49N) (34G) (43G,38G) (34G,51G) (46G,44G) () (28G,36G, 36G) () (44N) (47N,44G,29G) (26G,32G) (38G,44G) (23G, 44G) (42N)
OPP: (34G,43N) (31G) (43G,28G,24G,51N) (27G,22G) (53N) (24G,28G,52G) (42G,57N) (34G) (34G,22G,54G) (20G) (43G,24G,37G) (22G,37G,44G,53N,28G,52G) () (36G,56N,28G,46G,48G) (48G)(39G,53N) (31G)

SACKS
Landry 12, Autry 9, Simmons 8.5, Dupree 3, Adeniyi 2.5, N. Jones 2.5, Peko 2, Roberson 1.5, Byard 1, (group) 1
TM 43, OPP 47

PASSING	Att	Cmp	Pct	Yards	Yds/Att	TD	Int	Lg	Sk/Yds	Rating
Tannehill	531	357	67.2	3,734	7.03	21	14	57t	47/327	89.6
A.J. Brown	2	0	0.0	0	0.00	0	0	---	0/0	39.6
M. Farley	1	1	100.0	6	6.00	0	0	6	0/0	91.7
Henry	1	1	100.0	5	5.00	1	0	5t	0/0	127.1
Team	**535**	**359**	**67.1**	**3,745**	**7.00**	**22**	**14**	**57t**	**47/327**	**90.0**
Opponents	**628**	**395**	**62.9**	**4,485**	**7.14**	**24**	**16**	**68t**	**43/316**	**86.4**

TACKLES (Total-Assists-Solo)
Byard (88-57-31), Landry (75-52-23), Long (75-46-29), Hooker (62-38-24), Molden (60-42-18), R. Evans (57-35-22), Jenkins (55-39-16), J. Brown (55-36-19), Simmons (54-42-12), Fulton (40-30-10), Cruikshank (38-27-11), Jackson (33-28-5), Autry (32-25-7), Rice (30-15-15), N. Jones (29-18-11), Cunningham (25-18-7), Dupree (17-13-4), Skrine (17-11-6), Tart (16-10-6), Adeniyi (11-8-3), Mabin (10-9-1), Peko (10-7-3), Roberson (10-6-4), Murchison (8-4-4), C. Jones (6-5-1), Simon (6-4-2), Cole (6-2-4), M. Farley (5-4-1), C. Farley (4-4-0), Borders (4-3-1), Dzubnar (4-1-3), McDougald (3-3-0), Strong (3-1-2), Ankou (3-3-0), Weaver (2-0-2), Bledsoe (1-1-0), A.J. Brown (1-1-0), Jo. Jones (1-0-1)
Team Totals: 954-642-312

USUAL STARTING LINEUP

OFFENSE

WR	A.J. Brown (11)
TE	Geoff Swaim (87)
LT	Taylor Lewan (77)
LG	**Rodger Saffold III (76)**
C	Ben Jones (60)
RG	Nate Davis (64)
RT	David Quessenberry (72)
WR	Nick Westbrook-Ikhine (15)
WR	Julio Jones (2)
QB	Ryan Tannehill (17)
RB	Derrick Henry (22)

DEFENSE

DE	Denico Autry (96)
NT	Teair Tart (93)
DT	**Jeffery Simmons (98)**
OLB	Bud Dupree (48)
ILB	David Long Jr. (51)
ILB	Rashaan Evans (54)
OLB	**Harold Landry III (58)**
CB	Jackrabbit Jenkins (20)
SS	Amani Hooker (36)
FS	**Kevin Byard (31)**
CB	Kristian Fulton (26)

SPECIALISTS

K	Randy Bullock (14)
P	Brett Kern (6)
PR	Chester Rogers (80)
KR	Chester Rogers (80)

Pro Bowl All-Pro

GM: Jon Robinson; **Head Coach:** Mike Vrabel
Asst. Coaches: Shane Bowen (def. coordinator), Todd Downing (off. coordinator), Craig Aukerman (ST), Brian Bell (strength and conditioning assist.), Scott Booker (safeties), Keith Carter (OL), Ryan Crow (OLB), Tony Dews (RB), Matt Edwards (assist. ST), Erik Frazier (off. skill assist.), Mondray Gee (strength and conditioning assist.), Jim Haslett (ILB), Jason Houghtaling (assist. OL), Zak Kuhr (assist. ILB), Anthony Midget (secondary), Rob Moore (WR), Pat O'Hara (QB), Frank Piraino (strength and conditioning), Jim Schwartz (senior def. assist), Luke Steckel (TE), John Streicher (coordinator of football development), Mike Sullivan (assist. OL), Kenechi Udeze (assist. DL), Terrell Williams (DL)

AMERICAN FOOTBALL CONFERENCE STANDINGS

	W	L	T	Pct
AFC EAST				
Buffalo	11	6	0	.647
* New England	10	7	0	.588
Miami	9	8	0	.529
New York Jets	4	13	0	.235
AFC NORTH	**W**	**L**	**T**	**Pct**
Cincinnati	10	7	0	.588
* Pittsburgh	9	7	1	.559
Cleveland	8	9	0	.471
Baltimore	8	9	0	.471
AFC SOUTH	**W**	**L**	**T**	**Pct**
Tennessee	12	5	0	.706
Indianapolis	9	8	0	.529
Houston	4	13	0	.235
Jacksonville	3	14	0	.176
AFC WEST	**W**	**L**	**T**	**Pct**
Kansas City	12	5	0	.706
* Las Vegas	10	7	0	.588
Los Angeles Chargers	9	8	0	.529
Denver	7	10	0	.412

NATIONAL FOOTBALL CONFERENCE STANDINGS

	W	L	T	Pct
NFC EAST				
Dallas	12	5	0	.706
* Philadelphia	9	8	0	.529
Washington	7	10	0	.412
New York Giants	4	13	0	.235
NFC NORTH	**W**	**L**	**T**	**Pct**
Green Bay	13	4	0	.765
Minnesota	8	9	0	.471
Chicago	6	11	0	.353
Detroit	3	13	1	.206
NFC SOUTH	**W**	**L**	**T**	**Pct**
Tampa Bay	13	4	0	.765
New Orleans	9	8	0	.529
Atlanta	7	10	0	.412
Carolina	5	12	0	.294
NFC WEST	**W**	**L**	**T**	**Pct**
Los Angeles Rams	12	5	0	.706
* Arizona	11	6	0	.647
* San Francisco	10	7	0	.588
Seattle	7	10	0	.412

* Wild Card for Playoffs

2020 SEASON (11-5 REGULAR SEASON, 0-1 PLAYOFFS) • 1ST PLACE AFC SOUTH

DATE	OPPONENT	SCORE	W/L	ATT
Sept. 14	at Denver	16-14	W	
Sept. 20	Jacksonville	33-30	W	
Sept. 27	at Minnesota	31-30	W	
Oct. 13	Buffalo	42-16	W	8,403
Oct. 18	Houston	42-36*	W	10,166
Oct. 25	Pittsburgh	24-27	L	10,355
Nov. 1	at Cincinnati	20-31	L	9,712
Nov. 8	Chicago	24-17	W	13,871
Nov. 12	Indianapolis	17-34	L	13,949
Nov. 22	at Baltimore	30-24*	W	
Nov. 29	at Indianapolis	45-26	W	12,464
Dec. 6	Cleveland	35-41	L	13,986
Dec. 13	at Jacksonville	31-10	W	15,896
Dec. 20	Detroit	46-25	W	13,797
Dec. 27	at Green Bay	14-40	L	
Jan. 3	at Houston	41-38	W	12,504
Jan. 10	**Baltimore**	**13-20**	**L**	**14,029**

* Overtime

	TITANS	OPP
Total First Downs	**381**	**391**
Rushing	142	113
Passing	203	247
Penalty	36	31
3rd Down: Made/Att	84/182	111/214
3rd Down Pct.	46.2	51.9
4th Down: Made/Att	10/16	15/26
4th Down Pct.	62.5	57.7
Possession Avg.	**28:28**	**31:32**
Total Net Yards	**6343**	**6372**
Avg. Per Game	396.4	398.3
Total Plays	1031	1076
Avg. Per Play	6.2	5.9
Net Yards Rushing	**2690**	**1933**
Avg. Per Game	168.1	120.8
Total Rushes	521	427
Net Yards Passing	**3653**	**4439**
Avg. Per Game	228.3	277.4
Sacked/Yards Lost	25/173	19/154
Gross Yards	3826	4593
Att./Completions	485/316	630/423
Completion Pct.	65.2	67.1
Had Intercepted	7	15
Punts/Average	**50/45.1**	**45/47.7**
Net Punting Avg.	50/40.1	45/41.8
Penalties/Yards	**86/783**	**103/840**
Fumbles/Ball Lost	**15/5**	**21/8**
Touchdowns	**62**	**55**
Rushing	26	18
Passing	33	36
Returns	3	1

BY PERIODS	1	2	3	4	OT	PTS
Team	**96**	**144**	**101**	**138**	**12**	**491**
Opponents	**77**	**143**	**97**	**122**	**0**	**439**

SCORING	TD	RU	PA	RT	PAT	FG	S	TP
Henry	17	17	0	0			0	104
Gostkowski	0	0	0	0	46/48	18/26	0	100
A. Brown	12	0	11	1			0	72
J. Smith	9	1	8	0			0	54
Sloman	0	0	0	0	5/5	2/2	0	11
Tannehill	7	7	0	0			0	46
C. Davis	5	0	5	0			0	30
Pruitt	3	0	2	1			0	18
Humphries	2	0	2	0			0	12
Batson	1	0	1	0			0	6
D. Evans	1	0	1	0			0	6
Firkser	1	0	1	0			0	6
Foreman	1	0	1	0			0	6
King	1	0	0	1			0	6
McNichols	1	1	0	0			0	6
Swaim	1	0	1	0			0	6
Westbrook-Ikhine	0	0	0	0			0	2
Team	**62**	**26**	**33**	**3**	**51/53**	**20/28**	**0**	**491**
Opponents	**55**	**18**	**36**	**1**	**42/47**	**21/23**	**1**	**439**

2-Pt Conversions: Tannehill 2, Henry, Westbrook-Ikhine, **TM 4-7, OPP 1-8**
FUM/Lost: Tannehill 6/1, Henry 3/2, A. Brown 2/1, Batson 1/0, Brinkley 1/0, C. Davis 1/1, Douglas 1/0

RUSHING	No	Yds	Avg	Lg	TD
Henry	378	2027	5.4	94t	17
Tannehill	43	266	6.2	45t	7
McNichols	47	204	4.3	20	1
Foreman	22	95	4.3	15	0
D. Evans	14	54	3.9	9	0
Batson	4	20	5.0	11	0
Woodside	7	10	1.4	18	0
Perry	2	9	4.5	6	0
Hooker	1	4	4.0	4	0
J. Smith	2	4	2.0	3	1
Humphries	0	0	---	---	0
Raymond	1	-3	-3.0	-3	0
Team	**521**	**2690**	**5.2**	**94t**	**26**
Opponents	**427**	**1933**	**4.5**	**59**	**18**

RECEIVING	No	Yds	Avg	Lg	TD
A. Brown	70	1075	15.4	73t	11
C. Davis	65	984	15.1	75t	5
J. Smith	41	448	10.9	63	8
Firkser	39	387	9.9	45	1
Humphries	23	228	9.9	23	2
Henry	19	114	6.0	53	0
Batson	12	100	8.3	18	1
McNichols	12	55	4.6	9	0
Raymond	9	187	20.8	61	0
Swaim	9	83	9.2	16	1
Pruitt	5	49	9.8	22t	2
Blasingame	4	39	9.8	16	0
Westbrook-Ikhine	3	33	11.0	19	0
D. Evans	2	27	13.5	24	1
Hollister	1	12	12.0	12	0
Foreman	1	5	5.0	5t	1
Tannehill	1	0	0.0	0	0
Team	**316**	**3826**	**12.1**	**75t**	**33**
Opponents	**423**	**4593**	**10.9**	**75t**	**36**

INTERCEPTIONS	No	Yds	Avg	Lg	TD
Butler	4	111	27.8	68	0
Hooker	4	11	2.8	6	0
Fulton	1	44	44.0	44	0
Cruikshank	1	13	13.0	13	0
Joseph	1	5	5.0	5	0
Borders	1	0	0.0	0	0
J. Brown	1	0	0.0	0	0
Byard	1	0	0.0	0	0
Landry	1	0	0.0	0	0
T. Smith	0	5	---	5	0
Team	**15**	**189**	**12.6**	**68**	**0**
Opponents	**7**	**81**	**11.6**	**25**	**0**

PUNTING	No	Yds	Avg	Net	TB	In	Lg	B
Kern	37	1695	45.8	41.5	3	22	66	0
Allen	8	404	50.5	40.0	1	0	65	0
Daniel	4	157	39.3	30.0	0	0	52	1
Team	**50**	**2256**	**45.1**	**40.1**	**4**	**22**	**66**	**1**
Opponents	**45**	**2147**	**47.7**	**41.8**	**3**	**19**	**71**	**0**

PUNT RETURNS	No	FC	Yds	Avg	Lg	TD
Raymond	23	11	208	9.0	40	0
Batson	0	1	0	---	---	0
Team	**23**	**12**	**208**	**9.0**	**40**	**0**
Opponents	**20**	**13**	**171**	**8.6**	**57**	**0**

KICKOFF RETURNS	No	Yds	Avg	Lg	TD
Raymond	15	275	18.3	30	0
Batson	11	231	21.0	35	0
D. Evans	9	206	22.9	31	0
Blasingame	1	11	11.0	11	0
A. Brown	1	42	42.0	42t	1
Kalu	1	2	2.0	2	0
Team	**38**	**767**	**20.2**	**42t**	**1**
Opponents	**37**	**823**	**22.2**	**49**	**0**

FIELD GOALS	1-19	20-29	30-39	40-49	50+
Gostkowski	0/0	2/3	4/5	5/10	7/8
Sloman	0/0	0/0	1/1	1/1	0/0
Team	**0/0**	**2/3**	**5/6**	**6/11**	**7/8**
Opponents	**0/0**	**7/7**	**6/6**	**5/6**	**3/4**

Gostkowski: (47N,44B,42N,25G)(51G,49G)(39G,31G, 30G,51G,54G,55G)()(27B,37N)(51G,45N)(53N)(40G) (50G,44N) (40G,40G,22G)(49G)()(53G)(38G)()()
Sloman, Ten.: ()()()()()()()()()()()()()(47G,37G)
TM: (47N,44B,42N,25G)(51G,49G)(39G,31G,30G,51G, 54G,55G)() (27B,37N)(51G,45N)(53N)(40G)(50G,44N) (40G,40G,22G)(49G)() (53G)(38G)()(47G,37G)
OPP: ()(35G)(41G,49N)(43G)(38G)(38G,30G)(33G) (22G)(24G,43G) (30G,27G,29G)()(27G,43G)(53B,53G) (53G)()(24G,43G,28G,51G)

SACKS

Landry 5.5, Simmons 3, Crawford 2, D. Jones 2, King 1, J. Brown 1, Fulton 1, Ray 1, Reed 1, Vaccaro 1, R. Evans 0.5
TM 19, OPP 25

TACKLES (Solo-Assists-Total)

Byard (111-79-32), Butler (100-86-14), R. Evans (96-59-37), Vaccaro (83-62-21), Brown (76-45-31), Landry III (69-46-23), Long Jr. (50-28-22), Jones (49-29-20), Simmons (49-24-25), Hooker (44-30-14), King II (31-21-10), Joseph (29-25-4), Crawford (28-20-8), Borders (27-22-5), C. Jackson (21-12-9), Clowney (19-14-5), Fulton (16-14-2), T. Smith (14-10-4), Compton (14-8-6), A. Jackson (12-9-3), Dickerson (10-4-6), Kalu (8-7-1), Roberson (6-4-2), Orr (5-5-0), Skipper (5-4-1), Tart (5-2-3), Murchison (5-1-4), Beasley Jr. (3-2-1), Reed (3-2-1), Correa (2-1-1), Mack (2-1-1), Dzubnar (1-1-0), Ray (1-1-0), Raymond (1-1-0)
Team Totals: 680-316-996

PASSING	Att	Cmp	Pct	Yards	Yds/Att	TD	Int	Lg	Sk/Yds	Rating
Tannehill	481	315	65.5	3,819	7.94	33	7	75t	24/173	106.5
Woodside	3	1	33.3	7	2.33	0	0	7	0/0	42.4
Kern	1	0	0.0	0	0.0	0	0	0	0/0	39.6
Humphries	0	0	---	0	---	0	0	---	1/0	---
Team	**485**	**316**	**65.2**	**3,826**	**7.89**	**33**	**7**	**75t**	**25/173**	**105.9**
Opponents	**630**	**423**	**67.1**	**4,593**	**7.29**	**36**	**15**	**75t**	**19/154**	**97.5**

USUAL STARTING LINEUP

OFFENSE

WR	Corey Davis (84)
TE	Jonnu Smith (81)
LT	Taylor Lewan (77)/Ty Sambrailo (70)/David Quessenberry (72)
LG	Rodger Saffold III (76)
C	Ben Jones (60)
RG	Nate Davis (64)
RT	Dennis Kelly (70)
TE	Geoff Swaim (87)
WR	**A.J. Brown (11)**
QB	Ryan Tannehill (17)
RB	**Derrick Henry (22)**

DEFENSE

DE	Jack Crawford (94)
NT	DaQuan Jones (90)
DT	Jeffery Simmons (98)
OLB	Jadeveon Clowney (99)
ILB	Rashaan Evans (54)
ILB	Jayon Brown (55)
OLB	Harold Landry III (58)
CB	Malcolm Butler (21)
SS	Kenny Vaccaro (24)
FS	Kevin Byard (31)
CB	Desmond King II (33)/Adoree' Jackson (25)

SPECIALISTS

K	Stephen Gostkowski (3)
P	Brett Kern (6)
PR	Kalif Raymond (14)
KR	Kalif Raymond (14)

Pro Bowl All-Pro

GM: Jon Robinson; **Head Coach:** Mike Vrabel
Asst. Coaches: Arthur Smith (off. coordinator), Craig Aukerman (ST), Brian Bell (strength and conditioning assist.), Scott Booker (safeties), Shane Bowen (OLB), Keith Carter (OL), Ryan Crow (assist. ST), Tony Dews (RB), Todd Downing (TE), Matt Edwards (def. assist.), Mondray Gee (strength and conditioning assist.), Jim Haslett (ILB), Chandler Henley (quality control), Zak Kuhr (def. quality control), Anthony Midget (secondary), Rob Moore (WR), Pat O'Hara (QB), Frank Piraino (strength and conditioning), Luke Steckel (off. assist.), John Streicher (coordinator of football development), Mike Sullivan (assist. OL), Terrell Williams (DL)

AMERICAN FOOTBALL CONFERENCE STANDINGS

AFC EAST	W	L	T	Pct
Buffalo	13	3	0	.813
Miami	10	6	0	.625
New England	7	9	0	.438
New York Jets	2	14	0	.125
AFC NORTH	**W**	**L**	**T**	**Pct**
Pittsburgh	12	4	0	.750
* Baltimore	11	5	0	.688
* Cleveland	11	5	0	.688
Cincinnati	4	11	1	.281
AFC SOUTH	**W**	**L**	**T**	**Pct**
Tennessee	11	5	0	.688
* Indianapolis	11	5	0	.688
Houston	4	12	0	.250
Jacksonville	1	15	0	.063
AFC WEST	**W**	**L**	**T**	**Pct**
Kansas City	14	2	0	.875
Las Vegas	8	8	0	.500
Los Angeles Chargers	7	9	0	.438
Denver	5	11	0	.313

NATIONAL FOOTBALL CONFERENCE STANDINGS

NFC EAST	W	L	T	Pct
Washington	7	9	0	.438
New York Giants	6	10	0	.375
Dallas	6	10	0	.375
Philadelphia	4	11	1	.281
NFC NORTH	**W**	**L**	**T**	**Pct**
Green Bay	13	3	0	.813
* Chicago	8	8	0	.500
Minnesota	7	9	0	.438
Detroit	5	11	0	.313
NFC SOUTH	**W**	**L**	**T**	**Pct**
New Orleans	12	4	0	.750
* Tampa Bay	11	5	0	.688
Carolina	5	11	0	.313
Atlanta	4	12	0	.250
NFC WEST	**W**	**L**	**T**	**Pct**
Seattle	12	4	0	.750
* Los Angeles Rams	10	6	0	.625
Arizona	8	8	0	.500
San Francisco	6	10	0	.375

* Wild Card for Playoffs

2019 SEASON (9-7 REGULAR SEASON, 2-1 PLAYOFFS) • 2ND PLACE AFC SOUTH

DATE	OPPONENT	SCORE	W/L	ATT
Sep. 8	at Cleveland	43-13	W	67,431
Sep. 15	INDIANAPOLIS	17-19	L	62,849
Sep. 19	at Jacksonville	7-20	L	58,613
Sep. 29	at Atlanta	24-10	W	72,108
Oct. 6	BUFFALO	7-14	L	66,910
Oct. 13	at Denver	0-16	L	75,815
Oct. 20	L.A. CHARGERS	23-20	W	62,431
Oct. 27	TAMPA BAY	27-23	W	62,073
Nov. 3	at Carolina	20-30	L	72,540
Nov. 10	KANSAS CITY	35-32	W	68,864
Nov. 24	JACKSONVILLE	42-20	W	60,926
Dec. 1	at Indianapolis	31-17	W	60,361
Dec. 8	at Oakland	42-21	W	52,760
Dec. 15	HOUSTON	21-24	L	65,265
Dec. 22	NEW ORLEANS	28-38	L	66,756
Dec. 29	at Houston	35-14	W	71,794
Jan. 4	**at New England**	**20-13**	**W**	**65,878**
Jan. 11	**at Baltimore**	**28-12**	**W**	**71,254**
Jan. 19	**at Kansas City**	**24-35**	**L**	**73,656**

	TITANS	OPP
Total First Downs	**317**	**335**
Rushing	104	95
Passing	177	213
Penalty	36	27
3rd Down: Made/Att	70/185	74/204
3rd Down Pct.	37.8	36.3
4th Down: Made/Att	4/14	10/25
4th Down Pct.	28.6	40.0
Possession Avg.	**28:31**	**31:29**
Total Net Yards	**5,805**	**5,752**
Avg. Per Game	362.8	359.5
Total Plays	949	1056
Avg. Per Play	6.1	5.4
Net Yards Rushing	**2,223**	**1,672**
Avg. Per Game	138.9	104.5
Total Rushes	445	415
Net Yards Passing	**3,582**	**4,080**
Avg. Per Game	223.9	255.0
Sacked/Yards Lost	56/374	43/276
Gross Yards	3956	4356
Att./Completions	448/297	598/386
Completion Pct.	66.3	64.5
Had Intercepted	8	14
Punts/Average	**78/47.1**	**71/46.5**
Net Punting Avg.	78/43.1	71/42.7
Penalties/Yards	**99/932**	**125/1025**
Fumbles/Ball Lost	**21/9**	**16/9**
Touchdowns	**54**	**39**
Rushing	21	14
Passing	29	25
Returns	4	0

BY PERIODS	1	2	3	4	OT	PTS
Team	**69**	**77**	**110**	**146**	**0**	**402**
Opponents	**74**	**99**	**87**	**71**	**0**	**331**

SCORING	TD	RU	PA	RT	PAT	FG	S	TP
Henry	18	16	2	0			0	108
A. Brown	9	1	8	0			0	54
Succop	0	0	0	0	24/25	1/6	0	27
Tannehill	4	4	0	0			0	26
Santos	0	0	0	0	12/12	4/9	0	24
Sharpe	4	0	4	0			0	24
Jon. Smith	3	0	3	0			0	18
Parkey	0	0	0	0	5/6	3/3	0	14
C. Davis	2	0	2	0			0	12
Humphries	2	0	2	0			0	12
De. Walker	2	0	2	0			0	12
Joseph	0	0	0	0	9/9	0/0	0	9
J. Brown	1	0	0	1			0	6
Butler	1	0	0	1			0	6
Evans	1	0	0	1			0	6
Firkser	1	0	1	0			0	6
Kelly	1	0	1	0			0	6
D. Lewis	1	0	1	0			0	6
Pruitt	1	0	1	0			0	6
Quessenberry	1	0	1	0			0	6
Raymond	1	0	1	0			0	6
T. Smith	1	0	0	1			0	6
Wake	0	0	0	0			1	2
Team	**54**	**21**	**29**	**4**	**50/52**	**8/18**	**1**	**402**
Opponents	**39**	**14**	**25**	**0**	**30/35**	**21/27**	**0**	**331**

2-Pt Conversions: Tannehill, TM 1-2, OPP 2-4
FUM/Lost: Tannehill 6/3, Henry 5/3, Mariota 3/0, A. Brown 1/0, C. Davis 1/0, Humphries 1/0, Jackson 1/1, D. Lewis 1/1, Raymond 1/1, De. Walker 1/0

RUSHING	No	Yds	Avg	Lg	TD
Henry	303	1,540	5.1	74t	16
D. Lewis	54	209	3.9	17	0
Tannehill	43	185	4.3	25	4
Mariota	24	129	5.4	15	0
Jon. Smith	4	78	19.5	57	0
A. Brown	3	60	20.0	49t	1
Dawkins	11	26	2.4	14	0
Humphries	1	1	1.0	1	0
Kern	1	0	0.0	0	0
Raymond	1	-5	-5.0	-5	0
Team	**445**	**2,223**	**5.0**	**74t**	**21**
Opponents	**415**	**1,672**	**4.0**	**69**	**14**

RECEIVING	No	Yds	Avg	Lg	TD
A. Brown	52	1,051	20.2	91t	8
C. Davis	43	601	14.0	38	2
Humphries	37	374	10.1	30	2
Jon. Smith	35	439	12.5	57	3
Sharpe	25	329	13.2	47	4
D. Lewis	25	164	6.6	24	1
De. Walker	21	215	10.2	29	2
Henry	18	206	11.4	75t	2
Firkser	14	204	14.6	39	1
Raymond	9	170	18.9	52	1
Pruitt	6	90	15.0	42	1
Blasingame	4	54	13.5	24	0
Jennings	2	17	8.5	11	0
Hollister	2	13	6.5	11	0
R. Davis	1	16	16.0	16	0
Byard	1	11	11.0	11	0
Kelly	1	1	1.0	1t	1
Quessenberry	1	1	1.0	1t	1
Team	**297**	**3,956**	**13.3**	**91t**	**29**
Opponents	**386**	**4,356**	**11.3**	**63t**	**25**

INTERCEPTIONS	No	Yds	Avg	Lg	TD
Byard	5	79	15.8	28	0
Ryan	4	16	4.0	16	0
Butler	2	61	30.5	38t	1
Vaccaro	1	2	2.0	2	0
J. Brown	1	0	0.0	0	0
Landry	1	0	0.0	0	0
Team	**14**	**158**	**11.3**	**38t**	**1**
Opponents	**8**	**204**	**25.5**	**86**	**0**

PUNTING	No	Yds	Avg	Net	TB	In	Lg	B
Kern	78	3,672	47.1	43.1	2	37	70	0
Team	**78**	**3,672**	**47.1**	**43.1**	**2**	**37**	**70**	**0**
Opponents	**71**	**3,300**	**46.5**	**42.7**	**5**	**32**	**64**	**0**

PUNT RETURNS	No	FC	Yds	Avg	Lg	TD
Humphries	12	19	78	6.5	21	0
Raymond	4	7	45	11.3	14	0
Jackson	3	1	26	8.7	17	0
R. Davis	2	3	9	4.5	10	0
Sims	1	0	11	11.0	11	0
Team	**22**	**30**	**169**	**7.7**	**21**	**0**
Opponents	**30**	**19**	**269**	**9.0**	**42**	**0**

KICKOFF RETURNS	No	Yds	Avg	Lg	TD
Raymond	18	403	22.4	45	0
Jennings	9	196	21.8	26	0
Jackson	2	23	11.5	23	0
Jon. Smith	1	16	16.0	16	0
Team	**30**	**638**	**21.3**	**45**	**0**
Opponents	**37**	**877**	**23.7**	**47**	**0**

FIELD GOALS	1-19	20-29	30-39	40-49	50+
Santos	0/0	0/0	1/3	2/3	1/3
Succop	0/0	0/0	1/1	0/4	0/1
Parkey	0/0	0/0	0/0	2/2	1/1
Team	**0/0**	**0/0**	**2/4**	**4/9**	**2/5**
Opponents	**0/0**	**5/5**	**4/5**	**9/11**	**3/6**

TEAM/Santos: (37G,53G) (49G,45N) () (45G) (50N,36N, 33B, 53N) () () () () () () () () () ()
Succop: () () () () () () () () (43N,56N,44N) () () (31G) (42N) (45B) () ()
Parkey: () () () () () () (45G) (51G,42G) () () () () () () ()
Joseph: () () () () () () () () () () () () () () ()
OPP: () () (40G,48G) (32N,42G) () (31G,53G,48G) (29G, 50G) (22G,48G,24G) (35G,49N) (30G,41G,43G,39G,52B) (49G,50G) (55N,53B,28G,46B) () (29G) (47G) ()

SACKS
Landry 9, Casey 5, Correa 5, Ryan 4.5, Roberson 3, Evans 2.5, Wake 2.5, Finch 2, Simmons 2, Mack 1.5, J. Brown 1, Gilbert 1, D. Jones 1, Vaccaro 1, Woodyard 1, (group) 1,
Titans 43, Opponents 56

TACKLES (Solo-Assists-Total)
Evans (139-84-55), Ryan (120-76-44), Brown (117-89-28), Vaccaro (104-62-42), Byard (91-57-34), Landry III (81-56-25), Casey (61-41-20), Jones (50-34-16), Woodyard (46-32-14), Jackson (40-36-4), Simmons (40-25-15), Correa (37-23-14), Sims (31-23-8), Butler (30-23-7), Johnson (29-16-13), Smith (24-19-5), Gilbert (24-15-9), Long Jr. (15-8-7), Brock Sr. (13-10-3), Finch (13-10-3), Hooker (13-8-5), Mack (11-6-5), Orr (9-7-2), Wake (5-3-2), Roberson (4-4-0), Urban (4-2-2), Dickerson (2-2-0), Kalu (2-2-0), Bates (1-1-0), Ivie (1-0-1)
Team Totals: 654-345-999

PASSING	Att	Cmp	Pct	Yards	Yds/Att	TD	Int	Lg	Sk/Yds	Rating
Tannehill	286	201	2,742	70.3	9.59	22	6	91t	31/212	117.5
Mariota	160	95	1,203	59.4	7.52	7	2	75t	25/162	92.3
Kern	2	1	11	50.0	5.50	0	0	11	0/0	66.7
Team	**448**	**297**	**3,956**	**66.3**	**8.83**	**29**	**8**	**91t**	**56/374**	**108.3**
Opponents	**598**	**386**	**4,356**	**64.5**	**7.28**	**25**	**14**	**63t**	**43/276**	**90.4**

USUAL STARTING LINEUP

OFFENSE

WR	Corey Davis (84)
TE	Jonnu Smith (81)
LT	Taylor Lewan (77)
LG	Rodger Saffold III (76)
C	Ben Jones (60)
RG	Nate Davis (64)
RT	Jack Conklin (78)
TE	MyCole Pruitt (85)
WR	A.J. Brown (11)
QB	**Ryan Tannehill (17)**
RB	**Derrick Henry (22)**

DEFENSE

DE	Jeffery Simmons (98)
NT	DaQuan Jones (90)
DT	**Jurrell Casey (99)**
OLB	Kamalei Correa (44)/Reggie Gilbert (93)
ILB	Rashaan Evans (54)
ILB	Jayon Brown (55)
OLB	Harold Landry III (58)
CB	Malcolm Butler (21)/Adoree' Jackson (25)
SS	Kenny Vaccaro (24)
FS	Kevin Byard (31)
CB	Logan Ryan (26)

SPECIALISTS

K	Cairo Santos (7)/Cody Parkey (3)/Ryan Succop (4)/ Greg Joseph (7)
P	**Brett Kern (6)**
PR	Adam Humphries (10)
KR	Kalif Raymond (14)

Pro Bowl All-Pro

GM: Jon Robinson; **Head Coach:** Mike Vrabel
Asst. Coaches: Dean Pees (def. coordinator), Arthur Smith (off. coordinator), Craig Aukerman (ST), Brian Bell (strength and conditioning assist.), Scott Booker (def. assist.), Shane Bowen (OLB), Keith Carter (OL), Kerry Coombs (secondary), Ryan Crow (def. assist.), Tony Dews (RB), Todd Downing (TE), Matt Edwards (assist. ST), Mondray Gee (strength and conditioning assist.), Chandler Henley (quality control), Tyrone McKenzie (ILB), Rob Moore (WR), Pat O'Hara (QB), Matt Pees (quality control), Frank Piraino (strength and conditioning), Luke Steckel (off. assist.), John Streicher (Assistant to Head Coach), Mike Sullivan (off. assist.), Terrell Williams (DL)

AMERICAN FOOTBALL CONFERENCE STANDINGS

AFC EAST	W	L	T	Pct
New England	12	4	0	.750
* Buffalo	10	6	0	.625
New York Jets	7	9	0	.438
Miami	5	11	0	.313
AFC NORTH	**W**	**L**	**T**	**Pct**
Baltimore	14	2	0	.875
Pittsburgh	8	8	0	.500
Cleveland	6	10	0	.375
Cincinnati	2	14	0	.125
AFC SOUTH	**W**	**L**	**T**	**Pct**
Houston	10	6	0	.625
* Tennessee	9	7	0	.563
Indianapolis	7	9	0	.438
Jacksonville	6	10	0	.375
AFC WEST	**W**	**L**	**T**	**Pct**
Kansas City	12	4	0	.750
Denver	7	9	0	.438
Oakland	7	9	0	.438
Los Angeles Chargers	5	11	0	.313

NATIONAL FOOTBALL CONFERENCE STANDINGS

NFC EAST	W	L	T	Pct
Philadelphia	9	7	0	.563
Dallas	8	8	0	.500
New York Giants	4	12	0	.250
Washington	3	13	0	.188
NFC NORTH	**W**	**L**	**T**	**Pct**
Green Bay	13	3	0	.813
* Minnesota	10	6	0	.625
Chicago	8	8	0	.500
Detroit	3	12	1	.219
NFC SOUTH	**W**	**L**	**T**	**Pct**
New Orleans	13	3	0	.813
Atlanta	7	9	0	.438
Tampa Bay	7	9	0	.438
Carolina	5	11	0	.313
NFC WEST	**W**	**L**	**T**	**Pct**
San Francisco	13	3	0	.813
* Seattle	11	5	0	.688
Los Angeles Rams	9	7	0	.563
Arizona	5	10	1	.344

* Wild Card for Playoffs

2018 SEASON (9-7 REGULAR SEASON) • 3RD PLACE AFC SOUTH

DATE	OPPONENT	SCORE	W/L	ATT
Sep. 9	at Miami	20-27	L	65,184
Sep. 16	HOUSTON	20-17	W	62,372
Sep. 23	at Jacksonville	9-6	W	64,015
Sep. 30	PHILADELPHIA	26-23*	W	69,013
Oct. 7	at Buffalo	12-13	L	68,202
Oct. 14	BALTIMORE	0-21	L	64,441
Oct. 21	at L.A. Chargers	19-20	L	84,301
Nov. 5	at Dallas	28-14	W	90,466
Nov. 11	NEW ENGLAND	34-10	W	69,363
Nov. 18	at Indianapolis	10-38	L	57,401
Nov. 26	at Houston	17-34	L	71,826
Dec. 2	N.Y. JETS	26-22	W	60,904
Dec. 6	JACKSONVILLE	30-9	W	60,344
Dec. 16	at N.Y. Giants	17-0	W	74,538
Dec. 22	WASHINGTON	25-16	W	60,746
Dec. 30	INDIANAPOLIS	17-33	L	68,978

* Overtime

	TITANS	OPP
Total First Downs	**289**	**298**
Rushing	106	98
Passing	156	182
Penalty	27	18
3rd Down: Made/Att	82/205	75/205
3rd Down Pct.	40.0	36.6
4th Down: Made/Att	7/12	11/20
4th Down Pct.	58.3	55.0
Possession Avg.	**29:28**	**30:02**
Total Net Yards	**4,998**	**5,334**
Avg. Per Game	312.4	333.4
Total Plays	938	1001
Avg. Per Play	5.3	5.3
Net Yards Rushing	**2,023**	**1,863**
Avg. Per Game	126.4	116.4
Total Rushes	454	429
Net Yards Passing	**2,975**	**3,471**
Avg. Per Game	185.9	216.9
Sacked/Yards Lost	47/280	39/248
Gross Yards	3255	3719
Att./Completions	437/293	533/337
Completion Pct.	67.0	63.2
Had Intercepted	12	11
Punts/Average	**75/46.4**	**71/46.1**
Net Punting Avg.	75/41.7	71/39.4
Penalties/Yards	**82/727**	**120/984**
Fumbles/Ball Lost	**18/6**	**14/6**
Touchdowns	**34**	**32**
Rushing	15	9
Passing	16	21
Returns	3	2

BY PERIODS	1	2	3	4	OT	PTS
Team	**76**	**58**	**69**	**101**	**6**	**310**
Opponents	**70**	**105**	**63**	**62**	**3**	**303**

SCORING	TD	RU	PA	RT	PAT	FG	S	TP
Succop	0	0	0	0	28/31	26/30	0	106
Henry	12	12	0	0			0	72
C. Davis	4	0	4	0			0	24
J. Smith	3	0	3	0			0	18
D. Lewis	2	1	1	0			0	12
Mariota	2	2	0	0			0	12
Sharpe	2	0	2	0			0	12
Stocker	2	0	2	0			0	12
Brown	1	0	0	1			0	6
Butler	1	0	0	1			0	6
Cruikshank	1	0	1	0			0	6
Firkser	1	0	1	0			0	6
Jennings	1	0	0	1			0	6
Pruitt LG	1	0	1	0			0	6
Pruitt TM	1	0	1	0			0	6
Taylor	1	0	1	0			0	6
Team	**34**	**15**	**16**	**3**	**28/31**	**26/30**	**0**	**310**
Opponents	**32**	**9**	**21**	**2**	**31/32**	**26/29**	**1**	**303**

2-Pt Conversions: TM 0-1, OPP 0-0

FUM/Lost: Mariota 9/2, Jackson 3/1, Batson 1/0, C. Davis 1/0, Henry 1/1, D. Lewis 1/1, J. Smith 1/0, Taylor 1/1

RUSHING	No	Yds	Avg	Lg	TD
Henry	215	1,059	4.9	99t	12
D. Lewis	155	517	3.3	36	1
Mariota	64	357	5.6	27	2
Davis	6	55	9.2	39	0
Fluellen	4	16	4.0	13	0
Sharpe	1	16	16.0	16	0
Jennings	1	2	2.0	2	0
Batson	1	1	1.0	1	0
Gabbert	6	0	0.0	1	0
Stocker	1	0	0.0	0	0
Team	**454**	**2,023**	**4.5**	**99t**	**15**
Opponents	**429**	**1,863**	**4.3**	**97t**	**9**

RECEIVING	No	Yds	Avg	Lg	TD
C. Davis	65	891	13.7	51	4
D. Lewis	59	400	6.8	37	1
Taylor	37	466	12.6	55	1
Sharpe	26	316	12.2	28	2
J. Smith	20	258	12.9	61t	3
Firkser	19	225	11.8	28	1
Stocker	15	165	11.0	31	2
Henry	15	99	6.6	21	0
Jennings	11	101	9.2	36	0
Pruitt	9	102	11.3	27	1
Batson	8	82	10.3	26	0
Walker	4	52	13.0	16	0
Matthews	3	11	3.7	4	0
Cruikshank	1	66	66.0	66t	1
Mariota	1	21	21.0	21	0
Team	**293**	**3,255**	**11.1**	**66t**	**16**
Opponents	**337**	**3,719**	**11.0**	**75t**	**21**

INTERCEPTIONS	No	Yds	Avg	Lg	TD
Byard	4	1	0.3	1	0
Butler	3	90	30.0	56t	1
Jackson	2	7	3.5	7	0
Brown	1	22	22.0	22t	1
Vaccaro	1	0	0.0	0	0
Team	**11**	**120**	**10.9**	**56t**	**2**
Opponents	**12**	**219**	**18.3**	**54**	**1**

PUNTING	No	Yds	Avg	Net	TB	In	Lg	B
Kern	74	3483	47.1	41.7	3	39	62	1
Team	**75**	**3483**	**46.4**	**41.7**	**3**	**39**	**62**	**1**
Opponents	**71**	**3275**	**46.1**	**39.4**	**12**	**27**	**68**	**0**

PUNT RETURNS	No	FC	Yds	Avg	Lg	TD
Jackson	16	9	148	9.3	26	0
Matthews	4	0	38	9.5	18	0
Williams	4	1	47	11.8	38	0
Batson	3	1	4	1.3	5	0
Team	**27**	**11**	**237**	**8.8**	**38**	**0**
Opponents	**33**	**16**	**296**	**9.0**	**51**	**0**

KICKOFF RETURNS	No	Yds	Avg	Lg	TD
Jennings	22	698	31.7	94t	1
Cruikshank	1	39	39.0	39	0
Team	**23**	**737**	**32.0**	**94t**	**1**
Opponents	**25**	**696**	**27.8**	**102t**	**1**

FIELD GOALS	1-19	20-29	30-39	40-49	50+
Succop	0/0	5/6	13/13	5/7	3/4
Team	**0/0**	**5/6**	**13/13**	**5/7**	**3/4**
Opponents	**0/0**	**6/6**	**8/9**	**8/8**	**4/6**

TEAM/Succop: (47G,53G)(42G,31G)(39G,48N,36G,28G)(42G, 33G)(25G,54G,39G,50G)()(28G,33G,51N)(28N)(33G, 31G) (42G)(31G)(24G,33G)(33G)(48N,22G)(42G,33G) (38G)
OPP: (27G,30G)(54N,34G)(46G,38G)(27G,30G,37G) (40G,46G)()(29G,28G)(38N)(52G,52N)(22G)(43G,47G) (54G,34G,43G,39G,39G)()()(50G,40G,46G)(53G,25G)

SACKS

Casey 7, Brown 6, Landry 4.5, Woodyard 4.5, Ryan 4, Correa 3.5, Byard 2, Vaccaro 2, Finch 1.5, Orakpo 1.5, Butler 1, Johnson 1, D. Morgan 0.5

Titans 39, Opponents 47

TACKLES (Solo-Assists-Total)

Woodyard (124-85-39), Brown (107-76-31), Byard (96-64-32), Ryan (85-54-31), Casey (72-46-26), Vaccaro (70-45-25), Jackson (69-62-7), Evans (63-42-21), Butler (56-49-7), Landry (46-26-20), Orakpo (40-24-16), Jones (39-19-20), Morgan (37-25-12), Lewis (28-19-9), Correa (27-17-10), Johnson (25-16-9), Finch (22-16-6), Sims (21-15-6), Logan (16-8-8), Compton (11-7-4), Bates (6-3-3), Kilgo (5-3-2), Dickerson (3-2-1), Cruikshank (2-2-0), Wallace (1-0-1)

Team Totals: 655-300-955

PASSING	Att	Cmp	Pct	Yards	Yds/Att	TD	Int	Lg	Sk/Yds	Rating
Mariota	331	228	68.9	2,528	7.64	11	8	61t	42/243	92.3
Gabbert	101	61	60.4	626	6.20	4	4	35	5/37	74.9
Henry	3	2	66.7	14	4.67	0	0	8	0/0	77.1
Byard	1	1	100.0	66	66.00	1	0	66t	0/0	158.3
Jennings	1	1	100.0	21	21.00	0	0	21	0/0	118.8
Team	**437**	**293**	**67.0**	**3,255**	**7.45**	**16**	**12**	**66t**	**47/280**	**89.8**
Opponents	**533**	**337**	**63.2**	**3,719**	**6.98**	**21**	**11**	**75t**	**39/248**	**88.4**

USUAL STARTING LINEUP

OFFENSE

WR	Corey Davis (84)
TE	Jonnu Smith (81)
LT	**Taylor Lewan (77)**
LG	Quinton Spain (67)
C	Ben Jones (60)
RG	Josh Kline (64)
RT	Jack Conklin (78)
TE	Luke Stocker (88)
WR	Tajaé Sharpe (19)
QB	Marcus Mariota (8)
RB	Derrick Henry (22)

DEFENSE

DE	DaQuan Jones (90)
NT	Austin Johnson (94)
DT	**Jurrell Casey (99)**
OLB	Derrick Morgan (91)
ILB	Wesley Woodyard (59)
ILB	Jayon Brown (55)/Rashaan Evans (54)
OLB	Brian Orakpo (98)
CB	Logan Ryan (26)/Adoree' Jackson (25)
SS	Kenny Vaccaro (24)
FS	Kevin Byard (31)
CB	Malcolm Butler (21)

SPECIALISTS

K	Ryan Succop (4)
P	**Brett Kern (6)**
PR	Adoree' Jackson (25)
KR	Darius Jennings (15)

Pro Bowl All-Pro

GM: Jon Robinson; **Head Coach:** Mike Vrabel
Asst. Coaches: Matt LaFleur (off. coordinator), Dean Pees (def. coordinator), Craig Aukerman (ST), Brian Bell (strength and conditioning assist.), Scott Booker (def. assist.), Shane Bowen (OLB), Keith Carter (OL), Kerry Coombs (secondary), Ryan Crow (def. assist.), Tony Dews (RB), Matt Edwards (assist. ST), Chandler Henley (quality control), Tom Kanavy (strength and conditioning), Tyrone McKenzie (ILB), Rob Moore (WR), Pat O'Hara (QB), Matt Pees (quality control), Taylor Porter (strength and conditioning assist.), Arthur Smith (TE), Luke Steckel (off. assist.), Mike Sullivan (off. assist.), Terrell Williams (DL)

AMERICAN FOOTBALL CONFERENCE STANDINGS

	W	L	T	Pct
AFC EAST	**W**	**L**	**T**	**Pct**
New England	11	5	0	.688
Miami	7	9	0	.438
Buffalo	6	10	0	.375
New York Jets	4	12	0	.250
AFC NORTH	**W**	**L**	**T**	**Pct**
Baltimore	10	6	0	.625
Pittsburgh	9	6	1	.594
Cleveland	7	8	1	.469
Cincinnati	6	10	0	.375
AFC SOUTH	**W**	**L**	**T**	**Pct**
Houston	11	5	0	.688
* Indianapolis	10	6	0	.625
Tennessee	9	7	0	.563
Jacksonville	5	11	0	.313
AFC WEST	**W**	**L**	**T**	**Pct**
Kansas City	12	4	0	.750
* Los Angeles Chargers	12	4	0	.750
Denver	6	10	0	.375
Oakland	4	12	0	.250

NATIONAL FOOTBALL CONFERENCE STANDINGS

	W	L	T	Pct
NFC EAST	**W**	**L**	**T**	**Pct**
Dallas	10	6	0	.625
* Philadelphia	9	7	0	.563
Washington	7	9	0	.438
New York Giants	5	11	0	.313
NFC NORTH	**W**	**L**	**T**	**Pct**
Chicago	12	4	0	.750
Minnesota	8	7	1	.531
Green Bay	6	9	1	.406
Detroit	6	10	0	.375
NFC SOUTH	**W**	**L**	**T**	**Pct**
New Orleans	13	3	0	.813
Atlanta	7	9	0	.438
Carolina	7	9	0	.438
Tampa Bay	5	11	0	.313
NFC WEST	**W**	**L**	**T**	**Pct**
Los Angeles Rams	13	3	0	.813
* Seattle	10	6	0	.625
San Francisco	4	12	0	.250
Arizona	3	13	0	.188

* Wild Card for Playoffs

2017 SEASON (9-7 REGULAR SEASON, 1-1 PLAYOFFS) • 2ND PLACE AFC SOUTH

DATE	OPPONENT	SCORE	W/L	ATT
Sep. 10	OAKLAND	16-26	L	69,089
Sep. 17	at Jacksonville	37-16	W	61,709
Sep. 24	SEATTLE	33-27	W	69,127
Oct. 1	at Houston	14-57	L	71,804
Oct. 8	at Miami	10-16	L	65,135
Oct. 16	INDIANAPOLIS	36-22	W	63,888
Oct. 22	at Cleveland	12-9*	W	59,061
Nov. 5	BALTIMORE	23-20	W	67,322
Nov. 12	CINCINNATI	24-20	W	67,432
Nov. 16	at Pittsburgh	17-40	L	60,703
Nov. 26	at Indianapolis	20-16	W	62,207
Dec. 3	HOUSTON	24-13	W	62,758
Dec. 10	at Arizona	7-12	L	64,153
Dec. 17	at San Francisco	23-25	L	70,133
Dec. 24	L.A. RAMS	23-27	L	60,097
Dec. 31	JACKSONVILLE	15-10	W	65,501
Jan. 6	**at Kansas City**	**22-21**	**W**	**73,319**
Jan. 13	**at New England**	**14-35**	**L**	**65,878**

* Overtime

	TITANS	OPP
Total First Downs	**290**	**323**
Rushing	97	68
Passing	157	231
Penalty	36	24
3rd Down: Made/Att	71/202	78/214
3rd Down Pct.	35.1	36.4
4th Down: Made/Att	5/10	10/16
4th Down Pct.	50.0	62.5
Possession Avg.	**29:51**	**30:09**
Total Net Yards	**5024**	**5248**
Avg. Per Game	314.0	328.0
Total Plays	974	1046
Avg. Per Play	5.2	5.0
Net Yards Rushing	**1833**	**1420**
Avg. Per Game	114.6	88.8
Total Rushes	443	398
Net Yards Passing	**3191**	**3828**
Avg. Per Game	199.4	239.3
Sacked/Yards Lost	35/203	43/272
Gross Yards	3394	4100
Att./Completions	496/306	605/369
Completion Pct.	61.7	61.0
Had Intercepted	17	12
Punts/Average	**75/49.7**	**75/48.2**
Net Punting Avg.	75/44.6	75/42.8
Penalties/Yards	**85/785**	**119/942**
Fumbles/Ball Lost	**10/8**	**23/9**
Touchdowns	**33**	**36**
Rushing	18	5
Passing	14	27
Returns	1	4

BY PERIODS	1	2	3	4	OT	PTS
Team	**52**	**103**	**91**	**85**	**3**	**334**
Opponents	**71**	**98**	**49**	**138**	**0**	**356**

SCORING	TD	RU	PA	RT	PAT	FG	S	TP
Succop	0	0	0	0	31/33	35/42	0	136
Murray	7	6	1	0			0	42
Henry	6	5	1	0			0	36
Mariota	5	5	0	0			0	30
Matthews	4	0	4	0			0	24
Walker	4	1	3	0			0	24
J. Smith	2	0	2	0			0	12
Decker	1	0	1	0			0	6
Fowler	1	1	0	0			0	6
Supernaw	1	0	1	0			0	6
Taylor	1	0	1	0			0	6
Woodyard	1	0	0	1			0	6
Team	**33**	**18**	**14**	**1**	**31/33**	**35/42**	**0**	**334**
Opponents	**36**	**5**	**27**	**4**	**29/34**	**37/41**	**0**	**356**

2-Pt Conversions: TM 0-0, OPP 0-2

FUM/Lost: Cassel 2/2, Walker 2/2, Mariota 2/1, Davis 1/1, Jackson 1/1, Murray 1/1, Henry 1/0

RUSHING	No	Yds	Avg	Lg	TD
Henry	176	744	4.2	75t	5
Murray	184	659	3.6	75t	6
Mariota	60	312	5.2	34t	5
Jackson	5	55	11.0	20	0
Taylor	8	43	5.4	17	0
Fluellen	4	21	5.3	10	0
Fowler	2	4	2.0	3t	1
Weems	1	0	0.0	0	0
Walker	2	-2	-1.0	1t	1
Matthews	1	-3	-3.0	-3	0
Team	**443**	**1833**	**4.1**	**75t**	**18**
Opponents	**398**	**1420**	**3.6**	**34**	**5**

RECEIVING	No	Yds	Avg	Lg	TD
Walker	74	807	10.9	42	3
Decker	54	563	10.4	29	1
Matthews	53	795	15.0	75t	4
Murray	39	266	6.8	18	1
Davis	34	375	11.0	37	0
J. Smith	18	157	8.7	32t	2
Taylor	16	231	14.4	53t	1
Henry	11	136	12.4	66t	1
Supernaw	4	39	9.8	20	1
Stocker	1	12	12.0	12	0
Douglas	1	8	8.0	8	0
Weems	1	5	5.0	5	0
Team	**306**	**3394**	**11.1**	**75t**	**14**
Opponents	**369**	**4100**	**11.1**	**80t**	**27**

INTERCEPTIONS	No	Yds	Avg	Lg	TD
Byard	8	130	16.3	33	0
T. Smith	1	14	14.0	14	0
Searcy	1	8	8.0	8	0
Riley	1	2	2.0	2	0
Sims	1	0	0.0	0	0
Team	**12**	**154**	**12.8**	**33**	**0**
Opponents	**17**	**262**	**15.4**	**41**	**2**

PUNTING	No	Yds	Avg	Net	TB	In	Lg	B
Kern	75	3728	49.7	44.6	5	28	74	0
Team	**75**	**3728**	**49.7**	**44.6**	**5**	**28**	**74**	**0**
Opponents	**75**	**3617**	**48.2**	**42.8**	**5**	**21**	**64**	**0**

PUNT RETURNS	No	FC	Yds	Avg	Lg	TD
Jackson	34	9	290	8.5	46	0
Weems	2	0	15	7.5	13	0
Team	**36**	**9**	**305**	**8.5**	**46**	**0**
Opponents	**41**	**9**	**286**	**7.0**	**23**	**0**

KICKOFF RETURNS	No	Yds	Avg	Lg	TD
Jackson	25	578	23.1	57	0
Weems	2	18	9.0	18	0
Decker	1	22	22.0	22	0
Team	**28**	**618**	**22.1**	**57**	**0**
Opponents	**32**	**750**	**23.4**	**60**	**0**

FIELD GOALS	1-19	20-29	30-39	40-49	50+
Succop	0/0	10/10	7/7	16/20	2/5
Team	**0/0**	**10/10**	**7/7**	**16/20**	**2/5**
Opponents	**0/0**	**9/10**	**7/8**	**14/16**	**7/7**

TEAM/Succop: (23G,26G,52G,52N) (40G,41G,26G) (24G,37G,47G,35G) () (45G)(48G,32G,40G,48G,23G) (43G,23G,46G,53N,47G) (48G) (48N,44G) (48B,44G)(29G,45G) (40N,43G) (58N) (40G,31G,50G) (25G,37G,45N,27G) (25G,39G,38G)
OPP: (20G,52G,52G,43G) (43G) () (50G,40G,33G) (41G) (36G,25G,52G)(31G,47G,54G) (30G,49G) () (41G,28G,50G,26G) (26G,28G,42G)(23G,48N,27N,42G) (47G,23G,40N,32G,35G) (38G,48G,28G,50G,48G,45G) (36N) (41G)

SACKS

Morgan 7.5, Orakpo 7, Casey 6, Woodyard 5, Walden 4, D. Jones 3.5, Williamson 3, Brown 1.5, Klug 1.5, Cyprien 1, A. Johnson 1, King 1, (group) 1,
Titans 43, Opponents 35

TACKLES (Solo-Assists-Total)

Woodyard (104-68-172), Williamson (70-55-125), Byard (64-23-87), Ryan (54-19-73), Casey (60-12-72), Jackson (58-9-67), Brown (42-25-67), Cyprien (46-19-65), Orakpo (39-21-60), Walden (29-15-44), Morgan (23-17-40), Jones (24-12-36), Sims (28-5-33), Johnson (20-12-32), Searcy (22-5-27), Williams (16-10-26), Klug (15-11-26), Riley (8-5-13), Smith (10-1-11), Dodd (7-4-11), McCain (7-4-11), King (3-1-4), Palmer (1-2-3)
Team Totals: 750-355-1,105

PASSING	Att	Cmp	Pct	Yards	Yds/Att	TD	Int	Lg	Sk/Yds	Rating
Mariota	453	281	62.0	3232	7.13	13	15	75t	27/173	79.3
Cassel	42	25	59.5	162	3.86	1	2	17	8/30	55.9
Decker	1	0	0.0	0	0.00	0	0	---	0/0	39.6
Team	**496**	**306**	**61.7**	**3394**	**6.84**	**14**	**17**	**75t**	**35/203**	**77.1**
Opponents	**605**	**369**	**61.0**	**4100**	**6.78**	**27**	**12**	**80t**	**43/272**	**87.8**

USUAL STARTING LINEUP

OFFENSE

WR	Rishard Matthews (18)
TE	**Delanie Walker (82)**
LT	**Taylor Lewan (77)**
LG	Quinton Spain (67)
C	Ben Jones (60)
RG	Josh Kline (64)
RT	Jack Conklin (78)
TE	Jonnu Smith (81)
WR	Corey Davis (84)/Eric Decker (87)
QB	Marcus Mariota (8)
RB	DeMarco Murray (29)

DEFENSE

DE	DaQuan Jones (90)
NT	Sylvester Williams (96)
DT	**Jurrell Casey (99)**
OLB	Derrick Morgan (91)
ILB	Wesley Woodyard (59)
ILB	Avery Williamson (54)
OLB	Brian Orakpo (98)
CB	Logan Ryan (26)
SS	Johnathan Cyprien (37)/Da'Norris Searcy (21)
FS	**Kevin Byard (31)**
CB	Adoree' Jackson (25)

SPECIALISTS

K	Ryan Succop (4)
P	**Brett Kern (6)**
KR/PR	Adoree' Jackson (25)
ST	**Brynden Trawick (41)**

Pro Bowl All-Pro

GM: Jon Robinson; **Head Coach:** Mike Mularkey
Asst. Coaches: Dick LeBeau (asst. HC/def. coord.), Terry Robiskie (off. coord.), Craig Aukerman (asst. ST), Brandon Blaney (def. asst.), Sylvester Croom (RB), Nick Eason (DL), Russ Grimm (OL), Steve Hoffman (ST), Frisman Jackson (WR), Steve Jackson (asst. secondary), Tom Kanavy (asst. strength and cond.), Jason Michael (QB), Taylor Porter (strength and cond. asst.), Arthur Smith (TE), Lou Spanos (LB), Luke Steckel (asst. WR), Mike Sullivan (asst. OL), Deshea Townsend (secondary), Steve Watterson (asst. HC/strength and cond.), Keith Willis (asst. DL)

AMERICAN FOOTBALL CONFERENCE STANDINGS

AFC EAST	W	L	T	Pct
New England	13	3	0	.813
* Buffalo	9	7	0	.563
Miami	6	10	0	.375
New York Jets	5	11	0	.313
AFC NORTH	**W**	**L**	**T**	**Pct**
Pittsburgh	13	3	0	.813
Baltimore	9	7	0	.563
Cincinnati	7	9	0	.438
Cleveland	0	16	0	.000
AFC SOUTH	**W**	**L**	**T**	**Pct**
Jacksonville	10	6	0	.625
* **Tennessee**	**9**	**7**	**0**	**.563**
Indianapolis	4	12	0	.250
Houston	4	12	0	.250
AFC WEST	**W**	**L**	**T**	**Pct**
Kansas City	10	6	0	.625
Los Angeles Chargers	9	7	0	.563
Oakland	6	10	0	.375
Denver	5	11	0	.313

NATIONAL FOOTBALL CONFERENCE STANDINGS

NFC EAST	W	L	T	Pct
Philadelphia	13	3	0	.813
Dallas	9	7	0	.563
Washington	7	9	0	.438
New York Giants	3	13	0	.188
NFC NORTH	**W**	**L**	**T**	**Pct**
Minnesota	13	3	0	.813
Detroit	9	7	0	.563
Green Bay	7	9	0	.438
Chicago	5	11	0	.313
NFC SOUTH	**W**	**L**	**T**	**Pct**
New Orleans	11	5	0	.688
* Carolina	11	5	0	.688
* Atlanta	10	6	0	.625
Tampa Bay	5	11	0	.313
NFC WEST	**W**	**L**	**T**	**Pct**
Los Angeles Rams	11	5	0	.688
Seattle	9	7	0	.563
Arizona	8	8	0	.500
San Francisco	6	10	0	.375

* Wild Card for Playoffs

2016 SEASON (9-7 REGULAR SEASON) • 2ND PLACE AFC SOUTH

DATE	OPPONENT	SCORE	W/L	ATT
Sep. 11	MINNESOTA	16-25	L	63,816
Sep. 18	at Detroit	16-15	W	58,466
Sep. 25	OAKLAND	10-17	L	62,370
Oct. 2	at Houston	20-27	L	71,815
Oct. 9	at Miami	30-17	W	64,425
Oct. 16	CLEVELAND	28-26	W	60,897
Oct. 23	INDIANAPOLIS	26-34	L	65,470
Oct. 27	JACKSONVILLE	36-22	W	61,619
Nov. 6	at San Diego	35-43	L	52,281
Nov. 13	GREEN BAY	47-25	W	69,116
Nov. 20	at Indianapolis	17-24	L	65,048
Nov. 27	at Chicago	27-21	W	59,494
Dec. 11	DENVER	13-10	W	68,780
Dec. 18	at Kansas City	19-17	W	68,084
Dec. 24	at Jacksonville	17-38	L	59,621
Jan. 1	HOUSTON	24-17	W	65,205

	TITANS	OPP
Total First Downs	**322**	**324**
Rushing	115	70
Passing	175	227
Penalty	32	27
3rd Down: Made/Att	100/217	77/210
3rd Down Pct.	46.1	36.7
4th Down: Made/Att	4/11	12/22
4th Down Pct.	36.4	54.5
Possession Avg.	**30:32**	**29:28**
Total Net Yards	**5728**	**5720**
Avg. Per Game	358.0	357.5
Total Plays	1008	1031
Avg. Per Play	5.7	5.5
Net Yards Rushing	**2187**	**1413**
Avg. Per Game	136.7	88.3
Total Rushes	476	356
Net Yards Passing	**3541**	**4307**
Avg. Per Game	221.3	269.2
Sacked/Yards Lost	28/179	40/278
Gross Yards	3720	4585
Att./Completions	504/307	635/388
Completion Pct.	60.9	61.1
Had Intercepted	11	12
Punts/Average	**77/44.2**	**72/46.7**
Net Punting Avg.	77/38.6	72/40.9
Penalties/Yards	**110/1012**	**137/1191**
Fumbles/Ball Lost	**17/7**	**12/6**
Touchdowns	**46**	**43**
Rushing	16	10
Passing	29	25
Returns	1	8

BY PERIODS	1	2	3	4	OT	PTS
Team	**77**	**149**	**59**	**96**	**0**	**381**
Opponents	**97**	**95**	**75**	**111**	**0**	**378**

SCORING	TD	RU	PA	RT	PAT	FG	S	TP
Succop	0	0	0	0	39/41	22/24	0	105
Murray	12	9	3	0			0	72
Matthews	9	0	9	0			0	54
Walker	7	0	7	0			0	42
Henry	5	5	0	0			0	30
Wright	3	0	3	0			0	18
Fasano	2	0	2	0			0	12
An. Johnson	2	0	2	0			0	12
Mariota	2	2	0	0			0	12
Sharpe	2	0	2	0			0	12
D. Jones	1	0	0	1			0	6
Lewan	1	0	1	0			0	6
Team	**46**	**16**	**29**	**1**	**39/41**	**22/24**	**0**	**381**
Opponents	**43**	**10**	**25**	**8**	**35/40**	**27/32**	**1**	**378**

2-Pt Conversions: TM 0-5, OPP 1-3

FUM/Lost: Mariota 9/5, Murray 3/1, Mariani 2/0, Cassel 1/0, Matthews 1/1, Walker 1/0

RUSHING	No	Yds	Avg	Lg	TD
Murray	293	1287	4.4	75t	9
Henry	110	490	4.5	22	5
Mariota	60	349	5.8	41	2
Andrews	2	15	7.5	9	0
Mariani	1	15	15.0	15	0
Wright	1	15	15.0	15	0
Walker	2	11	5.5	8	0
Cassel	4	3	0.8	3	0
Fowler	1	3	3.0	3	0
Sharpe	1	1	1.0	1	0
Blake	1	-2	-2.0	-2	0
Team	**476**	**2187**	**4.6**	**75t**	**16**
Opponents	**356**	**1413**	**4.0**	**68t**	**10**

RECEIVING	No	Yds	Avg	Lg	TD
Matthews	65	945	14.5	60	9
Walker	65	800	12.3	47	7
Murray	53	377	7.1	35	3
Sharpe	41	522	12.7	34t	2
Wright	29	416	14.3	48t	3
Douglas	15	210	14.0	35	0
Henry	13	137	10.5	29	0
An. Johnson	9	85	9.4	20	2
Fasano	8	83	10.4	17	2
Supernaw	4	62	15.5	30	0
Amaro	3	59	19.7	26	0
Fowler	1	14	14.0	14	0
Lewan	1	10	10.0	10t	1
Team	**307**	**3720**	**12.1**	**60**	**29**
Opponents	**388**	**4585**	**11.8**	**58**	**25**

INTERCEPTIONS	No	Yds	Avg	Lg	TD
Cox	3	3	1.0	3	0
McCain	2	33	16.5	33	0
McCourty	2	7	3.5	6	0
Woodyard	1	21	21.0	21	0
Stafford	1	4	4.0	4	0
Searcy	1	0	0.0	0	0
Sims	1	0	0.0	0	0
Williamson	1	0	0.0	0	0
Team	**12**	**68**	**5.7**	**33**	**0**
Opponents	**11**	**203**	**18.5**	**77t**	**3**

PUNTING	No	Yds	Avg	Net	TB	In	Lg	B
Kern	77	3402	44.2	38.6	4	32	71	0
Team	**77**	**3402**	**44.2**	**38.6**	**4**	**32**	**71**	**0**
Opponents	**72**	**3360**	**46.7**	**40.9**	**9**	**22**	**72**	**0**

PUNT RETURNS	No	FC	Yds	Avg	Lg	TD
Mariani	29	22	235	8.1	18	0
Blake	1	0	1	1.0	1	0
Team	**30**	**22**	**236**	**7.9**	**18**	**0**
Opponents	**36**	**27**	**347**	**9.6**	**74t**	**2**

KICKOFF RETURNS	No	Yds	Avg	Lg	TD
Mariani	26	560	21.5	37	0
Andrews	4	37	9.3	17	0
Wright	3	32	10.7	15	0
Team	**33**	**629**	**19.1**	**37**	**0**
Opponents	**21**	**462**	**22.0**	**61**	**0**

FIELD GOALS	1-19	20-29	30-39	40-49	50+
Succop	1/1	4/4	6/6	8/8	3/5
Team	**1/1**	**4/4**	**6/6**	**8/8**	**3/5**
Opponents	**0/0**	**7/7**	**9/10**	**6/9**	**5/6**

TEAM/Succop: (28G) (51N,46G) (34G) (48G,26G) (40G) (58N) (48G,44G) (32G,22G,33G) () (51G,23G) (47G) (19G,31G) (53G,41G) (39G,53G) (42G) (35G)
OPP: (37N,56N,50G,33G,45G,30G) (42G,27G) (52G) (53G,48N,45G) (24G) (45G,37G) (28G,33G) () (32G,23G, 36G) (29G,38G) (42N,49G) () (34G) (34G) (29G,48G,56G,50G) (45N,26G)

SACKS

Orakpo 10.5, Morgan 9, Casey 5, Spence 3, Williamson 2, Woodyard 2, D. Jones 1.5, Klug 1.5, Byard 1, Dodd 1, Stafford 1, Wallace 1, (team) 1, Au. Johnson 0.5

Titans 40, Opponents 28

TACKLES (Solo-Assists-Total)

Williamson (76-73-149), Woodyard (52-36-88), Spence (41-36-77), McCourty (56-8-64), Byard (42-21-63), Stafford (42-16-58), Orakpo (40-15-55), Searcy (39-12-51), Casey (38-13-51), Morgan (29-21-50), R. Johnson (33-15-48), McCain (37-7-44), Blake (32-5-37), Cox (33-3-36), Jones (18-11-29), Klug (14-11-25), Sims (17-1-18), Woods (11-6-17), Bass (8-8-16), Au. Johnson (13-2-15), Wallace (9-6-15), Blackson (7-7-14), Dodd (6-3-9), Palmer (2-0-2), An. Woods (2-0-2), Abdesmad (1-0-1), Reed (1-0-1), Team (1-0-1)

Team Totals: 700-336-1,036

PASSING	Att	Cmp	Pct	Yards	Yds/Att	TD	Int	Lg	Sk/Yds	Rating
Mariota	451	276	3426	61.2	7.60	26	9	60	23/156	95.6
Cassel	51	30	284	58.8	5.57	2	2	50	5/23	71.0
Murray	2	1	10	50.0	5.00	1	0	10t	0/0	104.2
Team	**504**	**307**	**3720**	**60.9**	**7.38**	**29**	**11**	**60**	**28/179**	**93.7**
Opponents	**635**	**388**	**4585**	**61.1**	**7.22**	**25**	**12**	**58**	**40/278**	**88.3**

USUAL STARTING LINEUP

OFFENSE

WR	Rishard Matthews (18)
TE	**Delanie Walker (82)**
LT	**Taylor Lewan (77)**
LG	Quinton Spain (67)
C	Ben Jones (60)
RG	Josh Kline (64)
RT	Jack Conklin (78)
TE	Anthony Fasano (80)
WR	Tajaé Sharpe (19)
QB	Marcus Mariota (8)
RB	**DeMarco Murray (29)**

DEFENSE

DE	DaQuan Jones (90)
NT	Al Woods (96)
DT	**Jurrell Casey (99)**
OLB	Derrick Morgan (91)/David Bass (51)
ILB	Wesley Woodyard (59)/Sean Spence (55)
ILB	Avery Williamson (54)
OLB	**Brian Orakpo (98)**
CB	Jason McCourty (30)
SS	Da'Norris Searcy (21)
FS	Rashad Johnson (25)/Kevin Byard (31)/Daimion Stafford (24)
CB	Brice McCain (23)/Perrish Cox (20)

SPECIALISTS

K	Ryan Succop (4)
P	Brett Kern (6)
KR/PR	Marc Mariani (87)

Pro Bowl All-Pro

GM: Jon Robinson; **Head Coach:** Mike Mularkey
Asst. Coaches: Dick LeBeau (asst. HC/def. coord.), Terry Robiskie (off. coord.), Bobby April (ST coord.*), Brandon Blaney (def. asst.), Bob Bratkowski (WR), Sylvester Croom (RB), Nick Eason (DL), Russ Grimm (OL), Steve Hoffman (ST asst.*), Steve Jackson (asst. secondary), Jason Michael (QB), Arthur Smith (TE), Lou Spanos (LB), Luke Steckel (off. asst.), Mike Sullivan (asst. OL), Deshea Townsend (secondary), Jason Tucker (asst. WR), Steve Watterson (asst. HC/strength and cond.), Keith Willis (asst. DL)
* April - special teams coordinator first four games; Hoffman - special teams assistant first four games, special teams coordinator final 12 games

AMERICAN FOOTBALL CONFERENCE STANDINGS

AFC EAST	W	L	T	Pct
New England	14	2	0	.875
* Miami	10	6	0	.625
Buffalo	7	9	0	.438
New York Jets	5	11	0	.313
AFC NORTH	**W**	**L**	**T**	**Pct**
Pittsburgh	11	5	0	.688
Baltimore	8	8	0	.500
Cincinnati	6	9	1	.406
Cleveland	1	15	0	.063
AFC SOUTH	**W**	**L**	**T**	**Pct**
Houston	9	7	0	.563
Tennessee	**9**	**7**	**0**	**.563**
Indianapolis	8	8	0	.500
Jacksonville	3	13	0	.188
AFC WEST	**W**	**L**	**T**	**Pct**
Kansas City	12	4	0	.750
* Oakland	12	4	0	.750
Denver	9	7	0	.563
San Diego	5	11	0	.313

NATIONAL FOOTBALL CONFERENCE STANDINGS

NFC EAST	W	L	T	Pct
Dallas	13	3	0	.813
* New York Giants	11	5	0	.688
Washington	8	7	1	.531
Philadelphia	7	9	0	.438
NFC NORTH	**W**	**L**	**T**	**Pct**
Green Bay	10	6	0	.625
* Detroit	9	7	0	.563
Minnesota	8	8	0	.500
Chicago	3	13	0	.188
NFC SOUTH	**W**	**L**	**T**	**Pct**
Atlanta	11	5	0	.688
Tampa Bay	9	7	0	.563
New Orleans	7	9	0	.438
Carolina	6	10	0	.375
NFC WEST	**W**	**L**	**T**	**Pct**
Seattle	10	5	1	.656
Arizona	7	8	1	.469
Los Angeles	4	12	0	.250
San Francisco	2	14	0	.125

* Wild Card for Playoffs

2015 SEASON (3-13 REGULAR SEASON) • 4TH PLACE AFC SOUTH

DATE	OPPONENT	SCORE	W/L	ATT
Sep. 13	at Tampa Bay	W	42-14	63,945
Sep. 20	at Cleveland	L	14-28	67,431
Sep. 27	INDIANAPOLIS	L	33-35	65,920
Oct. 11	BUFFALO	L	13-14	65,670
Oct. 18	MIAMI	L	10-38	62,342
Oct. 25	ATLANTA	L	7-10	63,329
Nov. 1	at Houston	L	6-20	71,630
Nov. 8	at New Orleans	W	34-28*	73,075
Nov. 15	CAROLINA	L	10-27	63,591
Nov. 19	at Jacksonville	L	13-19	60,121
Nov. 29	OAKLAND	L	21-24	58,075
Dec. 6	JACKSONVILLE	W	42-39	57,355
Dec. 13	at New York Jets	L	8-30	78,160
Dec. 20	at New England	L	16-33	66,829
Dec. 27	HOUSTON	L	6-34	62,153
Jan. 3	at Indianapolis	L	24-30	65,733

* Overtime

	TITANS	OPP
Total First Downs	**298**	**317**
Rushing	66	101
Passing	195	192
Penalty	37	24
3rd Down: Made/Att	64/201	92/216
3rd Down Pct.	31.8	42.6
4th Down: Made/Att	7/15	4/12
4th Down Pct.	46.7	33.3
Possession Avg.	**29:25**	**30:35**
Total Net Yards	**4988**	**5475**
Avg. Per Game	311.8	342.2
Total Plays	976	1003
Avg. Per Play	5.1	5.5
Net Yards Rushing	**1485**	**1797**
Avg. Per Game	92.8	112.3
Total Rushes	371	462
Net Yards Passing	**3503**	**3678**
Avg. Per Game	218.9	229.9
Sacked/Yards Lost	54/390	39/271
Gross Yards	3893	3949
Att./Completions	551/342	502/319
Completion Pct.	62.1	63.5
Had Intercepted	17	11
Punts/Average	**88/47.4**	**74/48.2**
Net Punting Avg.	**88/40.3**	**74/43.0**
Penalties/Yards	**93/779**	**112/982**
Fumbles/Ball Lost	**25/16**	**16/8**
Touchdowns	**37**	**51**
Rushing	10	11
Passing	25	34
Returns	2	6

BY PERIODS	1	2	3	4	OT	PTS
Team	**67**	**71**	**84**	**71**	**6**	**299**
Opponents	**96**	**127**	**75**	**125**	**0**	**423**

SCORING	TD	RU	PA	RT	PAT	FG	S	TP
Succop	0	0	0	0	29/31	14/16	0	71
Walker	6	0	6	0			0	38
Green-Beckham	4	0	4	0			0	26
Andrews	3	3	0	0			0	18
Mariota	3	2	1	0			0	18
Wright	3	0	3	0			0	18
McCluster	2	1	1	0			0	14
Douglas	2	0	2	0			0	12
Fasano	2	0	2	0			0	12
Fowler	2	1	1	0			0	12
Sankey	2	1	1	0			0	12
Stevens	2	0	2	0			0	12
Cobb	1	1	0	0			0	6
Hunter	1	0	1	0			0	6
McBride	1	0	1	0			0	6
Mettenberger	1	1	0	0			0	6
Sensabaugh	1	0	0	1a			0	6
Woodyard	1	0	0	1b			0	6
Team	**37**	**10**	**25**	**2**	**29/31**	**14/16**	**0**	**299**
Opponents	**51**	**11**	**34**	**6**	**48/50**	**23/27**	**0**	**423**

2-Pt Conversions: Green-Beckham, McCluster, Walker, **TM 3-5, OPP 0-1**

FUM/Lost: Mariota 10/6, Mettenberger 4/2, Douglas 2/1, McCluster 2/2, Sankey 2/1, West(TM) 2/2, Andrews 1/1, Gallik 1/0, Supernaw 1/1

RUSHING	No	Yds	Avg	Lg	TD
Andrews	143	520	3.6	38	3
Mariota	34	252	7.4	87t	2
McCluster	55	247	4.5	44	1
Sankey	47	193	4.1	16	1
Cobb	52	146	2.8	12	1
West	16	51	3.2	12	0
Walker	1	36	36.0	36	0
Wright	5	17	3.4	13	0
Fowler	7	13	1.9	3	1
McBride	1	8	8.0	8	0
Mettenberger	9	8	0.9	5t	1
Douglas	1	-6	-6.0	-6	0
Team	**371**	**1485**	**4.0**	**87t**	**10**
Opponents	**462**	**1797**	**3.9**	**32**	**11**

RECEIVING	No	Yds	Avg	Lg	TD
Walker	94	1088	11.6	61t	6
Douglas	36	411	11.4	51	2
Wright	36	408	11.3	52t	3
Green-Beckham	32	549	17.2	47t	4
McCluster	31	260	8.4	35	1
Fasano	26	289	11.1	33	2
Hunter	22	264	12.0	29	1
Andrews	21	174	8.3	23	0
Sankey	14	139	9.9	30	1
Stevens	12	121	10.1	27	2
Fowler	5	44	8.8	19	1
Coffman	4	42	10.5	16	0
Supernaw	3	32	10.7	16	0
Turzilli	2	25	12.5	18	0
McBride	2	8	4.0	7	1
Mariota	1	41	41.0	41t	1
Cobb	1	-2	-2.0	-2	0
Team	**342**	**3893**	**11.4**	**61t**	**25**
Opponents	**319**	**3949**	**12.4**	**69t**	**34**

INTERCEPTIONS	No	Yds	Avg	Lg	TD
Brown	2	45	22.5	45	0
Sensabaugh	2	42	21.0	26t	1
Griffin	1	29	29.0	29	0
Cox	1	27	27.0	27	0
Bass	1	8	8.0	8	0
Mount	1	8	8.0	8	0
Searcy	1	5	5.0	5	0
Webb	1	0	0.0	0	0
Williamson	1	0	0.0	0	0
Team	**11**	**164**	**14.9**	**45**	**1**
Opponents	**17**	**263**	**15.5**	**69t**	**3**

PUNTING	No	Yds	Avg	Net	TB	In	Lg	B
Kern	88	4175	47.4	40.3	1	34	61	0
Team	**88**	**4175**	**47.4**	**40.3**	**1**	**34**	**61**	**0**
Opponents	**74**	**3568**	**48.2**	**43.0**	**4**	**24**	**65**	**0**

PUNT RETURNS	No	FC	Yds	Avg	Lg	TD
McCluster	24	15	217	9.0	37	0
Douglas	11	2	73	6.6	18	0
Cox	3	0	17	5.7	9	0
Team	**38**	**17**	**307**	**8.1**	**37**	**0**
Opponents	**47**	**23**	**605**	**12.9**	**78t**	**1**

KICKOFF RETURNS	No	Yds	Avg	Lg	TD
McCluster	13	285	21.9	32	0
McBride	10	190	19.0	31	0
Sankey	9	192	21.3	34	0
Andrews	1	13	13.0	13	0
Team	**33**	**680**	**20.6**	**34**	**0**
Opponents	**22**	**599**	**27.2**	**75**	**0**

FIELD GOALS	1-19	20-29	30-39	40-49	50+
Succop	0/0	3/3	3/3	7/7	1/3
Team	**0/0**	**3/3**	**3/3**	**7/7**	**1/3**
Opponents	**1/1**	**6/6**	**9/9**	**6/9**	**1/2**

TEAM/Succop: () () (38G,21G) (21G,41G) (37G) () (35G,44G) (51G,29G,55N) (45G) (47G,49G,53N) () () () (49G) () (49G)
OPP: () () () () (30G) (27G,47N) (38G,24G) (46B) (48G, 19G) (31G,32G,20G,36G) (24G) ()(53N,47G,27G,42G) (43G,48N,38G,42G,32G) (22G,36G) (49G,52G,35G)

SACKS

Casey 7, Orakpo 7, Woodyard 5, Morgan 4.5, Klug 4, Williamson 3.5, Blackson 2.5, Bass 1.5, Griffin 1, Stafford 1, Tavai 1, Brown 0.5, Searcy 0.5

Titans 39, Opponents 54

TACKLES (Solo-Assists-Total)

Williamson (79-58-137), Woodyard (70-40-110), Griffin (67-34-101), Brown (65-33-98), Casey (48-38-86), Jones (45-22-67), Orakpo (44-20-64), Sensabaugh (42-16-58), Searcy (41-13-54), Bass (23-19-42), Morgan (20-14-34), Cox (26-5-31), Woods (14-17-31), Klug (13-13-26), Webb (20-2-22), Stafford (16-4-20), Blackson (10-9-19), Hill (7-12-19), Wreh-Wilson (16-1-17), McCourty (10-6-16), Riggs (6-0-6), Huff (5-1-6), Pitoitua (2-2-4), Tavai (2-1-3), Martin (1-2-3), Johnson (1-1-2), Mount (0-1-1)

Team Totals: 692-382-1,074

PASSING	Att	Cmp	Pct	Yards	Yds/Att	TD	Int	Lg	Sk/Yds	Rating
Mariota	370	230	62.2	2818	7.62	19	10	61t	38/258	91.5
Mettenberger	166	101	60.8	935	5.63	4	7	57t	13/98	66.7
Tanney	14	10	71.4	99	7.07	1	0	29	3/34	114.9
Andrews	1	1	100.0	41	41.00	1	0	41t	0/0	158.3
Team	**551**	**342**	**62.1**	**3893**	**7.07**	**25**	**17**	**61t**	**54/390**	**85.5**
Opponents	**502**	**319**	**63.5**	**3949**	**7.87**	**34**	**11**	**69t**	**39/271**	**101.3**

USUAL STARTING LINEUP

OFFENSE

WR	Harry Douglas (83)
TE	**Delanie Walker (82)**
LT	Taylor Lewan (77)
LG	Byron Bell (76)/Quinton Spain (60)
C	Brian Schwenke (62)/Andy Gallik (69)
RG	Chance Warmack (70)
RT	Jeremiah Poutasi (73)/Byron Bell (76)
TE	Craig Stevens (88)/Anthony Fasano (80)
WR	Kendall Wright (13)
QB	Marcus Mariota (8)
RB	Antonio Andrews (26)

DEFENSE

DE	DaQuan Jones (90)
NT	Al Woods (96)/Sammie Hill (94)
DT	**Jurrell Casey (99)**
OLB	Derrick Morgan (91)/David Bass (51)
ILB	Wesley Woodyard (59)
ILB	Avery Williamson (54)
OLB	Brian Orakpo (98)
CB	Perrish Cox (29)
SS	Da'Norris Searcy (21)
FS	Michael Griffin (33)
CB	Coty Sensabaugh (24)

SPECIALISTS

K	Ryan Succop (8)
P	Brett Kern (6)
KR/PR	Dexter McCluster (22)

Pro Bowl All-Pro

GM: Ruston Webster; **Head Coach:** Ken Whisenhunt (first seven games), Mike Mularkey (final nine games)
Asst. Coaches: Dick LeBeau (asst. HC/def.), Ray Horton (def. coord.), Jason Michael (off. coord.), Steve Watterson (strength and cond.), Bob Bostad (OL), Steve Brown (asst. secondary), Louie Cioffi (secondary), Sylvester Croom (RB), Nick Eason (asst. DL), Steve Hoffman (ST asst.), Shawn Jefferson (WR), Nate Kaczor (ST), Cannon Matthews (qual. ctl. coord. - def.), John McNulty (QB), Mike Mularkey (TE*), Arthur Smith (asst. TE*), Giff Smith (DL), Lou Spanos (LB), Luke Steckel (off. asst.), Mike Sullivan (asst. OL), Jason Tucker (asst. WR)
* Mularkey - tight ends coach first seven games, head coach final nine games; Smith - assistant tight ends coach first seven games, tight ends coach final nine games

AMERICAN FOOTBALL CONFERENCE STANDINGS

AFC EAST	W	L	T	Pct
New England	12	4	0	.750
New York Jets	10	6	0	.625
Buffalo	8	8	0	.500
Miami	6	10	0	.375
AFC NORTH	**W**	**L**	**T**	**Pct**
Cincinnati	12	4	0	.750
* Pittsburgh	10	6	0	.625
Baltimore	5	11	0	.313
Cleveland	3	13	0	.188
AFC SOUTH	**W**	**L**	**T**	**Pct**
Houston	9	7	0	.563
Indianapolis	8	8	0	.500
Jacksonville	5	11	0	.313
Tennessee	**3**	**13**	**0**	**.188**
AFC WEST	**W**	**L**	**T**	**Pct**
Denver	12	4	0	.750
* Kansas City	11	5	0	.688
Oakland	7	9	0	.438
San Diego	4	12	0	.2508

NATIONAL FOOTBALL CONFERENCE STANDINGS

NFC EAST	W	L	T	Pct
Washington	9	7	0	.563
Philadelphia	7	9	0	.438
New York Giants	6	10	0	.375
Dallas	4	12	0	.250
NFC NORTH	**W**	**L**	**T**	**Pct**
Minnesota	11	5	0	.688
* Green Bay	10	6	0	.625
Detroit	7	9	0	.438
Chicago	6	10	0	.375
NFC SOUTH	**W**	**L**	**T**	**Pct**
Carolina	15	1	0	.938
Atlanta	8	8	0	.500
New Orleans	7	9	0	.438
Tampa Bay	6	10	0	.375
NFC WEST	**W**	**L**	**T**	**Pct**
Arizona	13	3	0	.813
* Seattle	10	6	0	.625
St. Louis	7	9	0	.438
San Francisco	5	11	0	.3135

* Wild Card for Playoffs

2014 SEASON (2-14 REGULAR SEASON) • 4TH PLACE AFC SOUTH

DATE	OPPONENT	SCORE	W/L	ATT
Sep. 7	at Kansas City	26-10	W	73,569
Sep. 14	DALLAS	10-26	L	69,143
Sep. 21	at Cincinnati	7-33	L	56,743
Sep. 28	at Indianapolis	17-41	L	64,757
Oct. 5	CLEVELAND	28-29	L	69,143
Oct. 12	JACKSONVILLE	16-14	W	69,143
Oct. 19	at Washington	17-19	L	75,227
Oct. 26	HOUSTON	16-30	L	69,143
Nov. 9	at Baltimore	7-21	L	70,914
Nov. 17	PITTSBURGH	24-27	L	69,143
Nov. 23	at Philadelphia	24-43	L	69,596
Nov. 30	at Houston	21-45	L	71,714
Dec. 7	NEW YORK GIANTS	7-36	L	69,143
Dec. 14	NEW YORK JETS	11-16	L	69,143
Dec. 18	at Jacksonville	13-21	L	61,202
Dec. 28	INDIANAPOLIS	10-27	L	69,143

	TITANS	OPP
Total First Downs	**258**	**357**
Rushing	75	119
Passing	159	211
Penalty	24	27
3rd Down: Made/Att	59/196	94/227
3rd Down Pct.	30.1	41.4
4th Down: Made/Att	6/17	5/11
4th Down Pct.	35.3	45.5
Possession Avg.	**27:31**	**32:29**
Total Net Yards	**4859**	**5968**
Avg. Per Game	303.7	373.0
Total Plays	919	1099
Avg. Per Play	5.3	5.4
Net Yards Rushing	**1447**	**2195**
Avg. Per Game	90.4	137.2
Total Rushes	356	515
Net Yards Passing	**3412**	**3773**
Avg. Per Game	213.3	235.8
Sacked/Yards Lost	50/326	39/222
Gross Yards	3738	3995
Att./Completions	513/299	545/347
Completion Pct.	58.3	63.7
Had Intercepted	16	12
Punts/Average	**89/46.3**	**73/46.0**
Net Punting Avg.	**89/40.8**	**73/41.2**
Penalties/Yards	**111/961**	**93/731**
Fumbles/Ball Lost	**23/10**	**7/4**
Touchdowns	**28**	**48**
Rushing	6	17
Passing	20	28
Returns	2	3

BY PERIODS	1	2	3	4	OT	PTS
Team	**40**	**94**	**73**	**47**	**0**	**254**
Opponents	**105**	**110**	**97**	**126**	**0**	**438**

SCORING	TD	RU	PA	RT	PAT	FG	S	TP
Succop	0	0	0	0	27/27	19/22	0	84
Wright	6	0	6	0			0	36
Walker	4	0	4	0			0	24
Hunter	3	0	3	0			0	18
Greene	2	2	0	0			0	12
Sankey	2	2	0	0			0	12
L. Washington	2	0	2	0			0	12
N. Washington	2	0	2	0			0	12
Battle	1	1	0	0			0	6
Coffman	1	0	1	0			0	6
Hagan	1	0	1	0			0	6
Huff	1	0	0	1b			0	6
Locker	1	1	0	0			0	6
McCluster	1	0	1	0			0	6
McCourty	1	0	0	1a			0	6
Team	**28**	**6**	**20**	**2**	**27/27**	**19/22**	**1**	**254**
Opponents	**48**	**17**	**28**	**3**	**47/47**	**33/39**	**2**	**438**

2-Pt Conversions: TM 0-1, OPP 0-1

FUM/Lost: Mettenberger 4/2, Locker 3/1, L. Washington 3/1, Whitehurst 3/0, Sankey 2/2, Spencer 2/0, Walker 2/0, Greene 1/1, McCluster 1/1, Schwenke 1/1, Wright 1/1

RUSHING	No	Yds	Avg	Lg	TD
Sankey	152	569	3.7	22	2
Greene	94	392	4.2	52	2
Locker	22	142	6.5	29	1
McCluster	40	131	3.3	16	0
Whitehurst	20	90	4.5	23	0
L. Washington	13	57	4.4	16	0
Wright	4	54	13.5	38	0
Battle	5	9	1.8	5	1
Mettenberger	5	4	0.8	8	0
Palmer	1	-1	-1.0	-1	0
Team	**356**	**1447**	**4.1**	**52**	**6**
Opponents	**515**	**2195**	**4.3**	**62t**	**17**

RECEIVING	No	Yds	Avg	Lg	TD
Walker	63	890	14.1	68	4
Wright	57	715	12.5	48	6
N. Washington	40	647	16.2	80t	2
Hunter	28	498	17.8	75t	3
McCluster	26	197	7.6	25	1
L. Washington	22	159	7.2	25	2
Hagan	19	254	13.4	38t	1
Sankey	18	133	7.4	18	0
Coffman	6	64	10.7	18	1
Durham	6	54	9.0	14	0
Battle	5	28	5.6	12	0
Stevens	2	26	13.0	20	0
Thompson	2	24	12.0	13	0
Andrews	2	11	5.5	6	0
Greene	1	13	13.0	13	0
Klug	1	9	9.0	9	0
Schwenke	1	6	6.0	6	0
Whitehurst	0	10	---	10	0
Team	**299**	**3738**	**12.5**	**80t**	**20**
Opponents	**347**	**3995**	**11.5**	**80**	**28**

INTERCEPTIONS	No	Yds	Avg	Lg	TD
McCourty	3	0	0.0	0	0
Woodyard	2	20	10.0	13	0
Griffin	2	12	6.0	12	0
Wreh-Wilson	1	34	34.0	34	0
Stafford	1	33	33.0	33	0
Huff	1	23	23.0	23t	1
Ghee	1	0	0.0	0	0
Wilson	1	0	0.0	0	0
Team	**12**	**122**	**10.2**	**34**	**1**
Opponents	**16**	**214**	**13.4**	**67**	**1**

PUNTING	No	Yds	Avg	Net	TB	In	Lg	B
Kern	88	4118	46.8	40.8	7	28	79	1
Team	**89**	**4118**	**46.3**	**40.8**	**7**	**28**	**79**	**1**
Opponents	**73**	**3356**	**46.0**	**41.2**	**7**	**26**	**69**	**0**

PUNT RETURNS	No	FC	Yds	Avg	Lg	TD
McCluster	22	14	155	7.0	48	0
L. Washington	7	4	47	6.7	10	0
Griffin	1	0	5	5.0	5	0
Team	**30**	**18**	**207**	**6.9**	**48**	**0**
Opponents	**43**	**25**	**350**	**8.1**	**30**	**0**

KICKOFF RETURNS	No	Yds	Avg	Lg	TD
L. Washington	31	738	23.8	52	0
Sankey	7	198	28.3	42	0
Andrews	5	110	22.0	27	0
Battle	2	43	21.5	22	0
Klug	2	32	16.0	20	0
Martin	1	0	0.0	0	0
Team	**48**	**1121**	**23.4**	**52**	**0**
Opponents	**31**	**855**	**27.6**	**107t**	**1**

FIELD GOALS	1-19	20-29	30-39	40-49	50+
Succop	0/0	5/5	7/7	5/8	2/2
Team	**0/0**	**5/5**	**7/7**	**5/8**	**2/2**
Opponents	**1/1**	**9/9**	**12/12**	**7/11**	**4/6**

Titans/Succop: (36G,31G,46G,47G) (47G) (40N,44N) (36G) () (25G,21G,42G) (36G) (35G) () (20G) (20G) () (42N) (40G, 33G,51G) (50G,23G) (31G)
OPP: (35G,48N) (48G,44G,51G,48G) (29G) (31G,30G) (38G,42G) (55B)(31G,31G,27G,22G) (30G,29G,49G) () (49G,23G) (36G,26G,49N,35G,30G,50G) (37G,43B) (20G,19G,36G,52G,42G) (53N,51G) () (23G,46N,26G)

SACKS
Morgan 6.5, Casey 5, Griffin 3, Hill 3, Williamson 3, Woodyard 2.5, Klug 2, Phillips TM 2, Pitoitua 2, Wimbley 2, Groves 1, Huff 1, D. Jones 1, Pollard 1, Sensabaugh 1, Stafford 1, Wilson 1, Woods 1
Titans 39, Opponents 50

TACKLES (Solo-Assists-Total)
Woodyard (66-68-134), Griffin (83-32-115), Williamson (55-52-107), Casey (58-28-86), McCourty (77-8-85), Morgan (52-30-82), Wilson (49-16-65), Wreh-Wilson (47-10-57), Hill (30-17-47), Pitoitua (21-24-45), Sensabaugh (37-7-44), Wimbley (18-23-41), Stafford (24-9-33), Klug (21-10-31), Woods (14-17-31), Phillips (14-14-28), Martin (10-18-28), Pollard (22-4-26), Gooden (15-9-24), Groves (12-7-19), Huff (8-6-14), Jones (7-6-13), Harris (8-1-9), Moch (3-1-4), Ghee (3-0-3), Brown (1-0-1)
Team Totals: 755-417-1,172

PASSING	Att	Cmp	Pct	Yards	Yds/Att	TD	Int	Lg	Sk/Yds	Rating
Whitehurst	185	105	56.8	1,236	7.17	7	2	75t	18/103	87.4
Mettenberger	179	107	59.8	1,412	7.89	8	7	80t	18/138	83.4
Locker	146	86	58.9	993	6.80	5	7	61t	14/85	70.9
Palmer	3	1	33.3	7	2.33	0	0	7	0/0	42.4
Team	**513**	**299**	**58.3**	**3,738**	**7.29**	**20**	**16**	**80t**	**50/326**	**81.0**
Opponents	**545**	**347**	**63.7**	**3,995**	**7.33**	**28**	**12**	**80**	**39/222**	**93.6**

USUAL STARTING LINEUP

OFFENSE

WR	Nate Washington (85)
TE	Delanie Walker (82)
LT	Taylor Lewan (77)
LG	Andy Levitre (67)
C	Brian Schwenke (62)
RG	Chance Warmack (70)
RT	Michael Oher (72)
TE	Craig Stevens (88)/Brett Brackett (87)
WR	Kendall Wright (13)
QB	Zach Mettenberger (7)
RB	Bishop Sankey (20)

DEFENSE

DE	Ropati Pitoitua (92)
NT	Sammie Hill (94)
DT	Jurrell Casey (99)
OLB	Derrick Morgan (91)
ILB	Wesley Woodyard (59)
ILB	Avery Williamson (54)
OLB	Kamerion Wimbley (95)
CB	Blidi Wreh-Wilson (25)
SS	George Wilson (21)
FS	Michael Griffin (33)
CB	Jason McCourty (30)

SPECIALISTS

K	Ryan Succop (8)
P	Brett Kern (6)
KR/PR	Leon Washington (26)

Pro Bowl All-Pro

GM: Ruston Webster; **Head Coach:** Ken Whisenhunt
Asst. Coaches: Ray Horton (def. coord.), Jason Michael (off. coord.), Bob Bostad (off. line), Steve Brown (asst. secondary), Louie Cioffi (secondary), Sylvester Croom (RB), Nick Eason (asst. DL), Steve Hoffman (ST asst.), Shawn Jefferson (WR), Nate Kaczor (ST), Cannon Matthews (qual. ctl. coord. - def.), John McNulty (QB), Mike Mularkey (TE), Kevin Patullo (asst. WR), Arthur Smith (asst. TE), Giff Smith (DL), Lou Spanos (LB), Luke Steckel (off. asst.), Mike Sullivan (asst. OL), Steve Watterson (strength and cond.)

AMERICAN FOOTBALL CONFERENCE STANDINGS

AFC EAST	W	L	T	Pct
New England	12	4	0	.750
Buffalo	9	7	0	.563
Miami	8	8	0	.500
New York Jets	4	12	0	.250
AFC NORTH	**W**	**L**	**T**	**Pct**
Pittsburgh	11	5	0	.688
* Cincinnati	10	5	1	.656
* Baltimore	10	6	0	.625
Cleveland	7	9	0	.438
AFC SOUTH	**W**	**L**	**T**	**Pct**
Indianapolis	11	5	0	.688
Houston	9	7	0	.563
Jacksonville	3	13	0	.188
Tennessee	**2**	**14**	**0**	**.125**
AFC WEST	**W**	**L**	**T**	**Pct**
Denver	12	4	0	.750
Kansas City	9	7	0	.563
San Diego	9	7	0	.563
Oakland	3	13	0	.188

NATIONAL FOOTBALL CONFERENCE STANDINGS

NFC EAST	W	L	T	Pct
Dallas	12	4	0	.750
Philadelphia	10	6	0	.625
New York Giants	6	10	0	.375
Washington	4	12	0	.250
NFC NORTH	**W**	**L**	**T**	**Pct**
Green Bay	12	4	0	.750
* Detroit	11	5	0	.688
Minnesota	7	9	0	.438
Chicago	5	11	0	.313
NFC SOUTH	**W**	**L**	**T**	**Pct**
Carolina	7	8	1	.469
New Orleans	7	9	0	.438
Atlanta	6	10	0	.375
Tampa Bay	2	14	0	.125
NFC WEST	**W**	**L**	**T**	**Pct**
Seattle	12	4	0	.750
* Arizona	11	5	0	.688
San Francisco	8	8	0	.500
St. Louis	6	10	0	.375

* Wild Card for Playoffs

2013 SEASON (7-9 REGULAR SEASON) • 2ND PLACE AFC SOUTH

DATE	OPPONENT	SCORE	W/L	ATT
Sep. 8	at Pittsburgh	16-9	W	61,585
Sep. 15	at Houston	24-30*	L	71,718
Sep. 22	SAN DIEGO	20-17	W	69,143
Sep. 29	NEW YORK JETS	38-13	W	69,143
Oct. 6	KANSAS CITY	17-26	L	69,143
Oct. 13	at Seattle	13-20	L	68,127
Oct. 20	SAN FRANCISCO	17-31	L	69,143
Nov. 3	at St. Louis	28-21	W	54,617
Nov. 10	JACKSONVILLE	27-29	L	69,143
Nov. 14	INDIANAPOLIS	27-30	L	69,143
Nov. 24	at Oakland	23-19	W	46,001
Dec. 1	at Indianapolis	14-22	L	65,502
Dec. 8	at Denver	28-51	L	76,554
Dec. 15	ARIZONA	34-37*	L	69,143
Dec. 22	at Jacksonville	20-16	W	60,559
Dec. 29	HOUSTON	16-10	W	69,143

* Overtime

	TITANS	OPP
Total First Downs	**311**	**329**
Rushing	103	108
Passing	172	191
Penalty	36	30
3rd Down: Made/Att	94/227	69/201
3rd Down Pct.	41.4	34.3
4th Down: Made/Att	11/17	7/11
4th Down Pct.	64.7	63.6
Possession Avg.	**30:00**	**30:00**
Total Net Yards	**5390**	**5407**
Avg. Per Game	336.9	337.9
Total Plays	1032	1027
Avg. Per Play	5.2	5.3
Net Yards Rushing	**1894**	**1795**
Avg. Per Game	118.4	112.2
Total Rushes	462	446
Net Yards Passing	**3496**	**3612**
Avg. Per Game	218.5	225.8
Sacked/Yards Lost	37/214	36/227
Gross Yards	3710	3839
Att./Completions	533/328	545/344
Completion Pct.	61.5	63.1
Had Intercepted	16	13
Punts/Average	**79/42.9**	**76/45.0**
Net Punting Avg.	79/39.7	76/40.0
Penalties/Yards	**101/900**	**95/779**
Fumbles/Ball Lost	**27/9**	**24/12**
Touchdowns	**41**	**40**
Rushing	16	21
Passing	22	15
Returns	3	4

BY PERIODS	1	2	3	4	OT	PTS
Team	**71**	**77**	**65**	**149**	**0**	**362**
Opponents	**76**	**83**	**88**	**125**	**9**	**381**

SCORING	TD	RU	PA	RT	PAT	FG	S	TP
Bironas	0	0	0	0	41/41	25/29	0	116
C. Johnson	10	6	4	0			0	60
Walker	6	0	6	0			0	36
Greene	4	4	0	0			0	24
Hunter	4	0	4	0			0	24
Fitzpatrick	3	3	0	0			0	18
N. Washington	3	0	3	0			0	18
Locker	2	2	0	0			0	12
Preston	2	0	2	0			0	12
Wright	2	0	2	0			0	12
Battle	1	1	0	0			0	6
Klug	1	0	0	1b			0	6
McCourty	1	0	0	1c			0	6
Thompson	1	0	1	0			0	6
Verner	1	0	0	1a			0	6
Team	**41**	**16**	**22**	**3**	**41/41**	**25/29**	**0**	**362**
Opponents	**40**	**21**	**15**	**4**	**37/38**	**32/39**	**3**	**381**

2-Pt Conversions: TM 0-0, OPP 1-1

FUM/Lost: Fitzpatrick 9/2, C. Johnson 3/2, Locker 3/1, Kern 2/0, Williams 2/1, Wright 2/0, Wylie(TM) 2/1, Bailey 1/1, Reynaud(TM) 1/1, Walker 1/0, L. Washington(LG) 1/0, L. Washington(TM) 1/0

RUSHING	No	Yds	Avg	Lg	TD
C. Johnson	279	1077	3.9	30t	6
Greene	77	295	3.8	29	4
Fitzpatrick	43	225	5.2	26	3
Locker	24	155	6.5	39	2
Battle	36	142	3.9	37	1
Kern	2	0	0.0	0	0
Reynaud	1	0	0.0	0	0
Team	**462**	**1894**	**4.1**	**39**	**16**
Opponents	**446**	**1795**	**4.0**	**60**	**21**

RECEIVING	No	Yds	Avg	Lg	TD
Wright	94	1079	11.5	45	2
Walker	60	571	9.5	33	6
N. Washington	58	919	15.8	77t	3
C. Johnson	42	345	8.2	66t	4
Hunter	18	354	19.7	57	4
Williams	15	178	11.9	32	0
Britt	11	96	8.7	15	0
Greene	6	39	6.5	28	0
Mooney	6	32	5.3	22	0
Preston	5	37	7.4	10t	2
Battle	4	36	9.0	24	0
Thompson	3	13	4.3	9t	1
Stevens	2	5	2.5	6	0
Shiancoe	2	2	1.0	3	0
Reynaud	1	4	4.0	4	0
Fitzpatrick	1	0	0.0	0	0
Team	**328**	**3710**	**11.3**	**77t**	**22**
Opponents	**344**	**3839**	**11.2**	**55**	**15**

INTERCEPTIONS	No	Yds	Avg	Lg	TD
Verner	5	68	13.6	34	1
Pollard	3	36	12.0	32	0
Ayers	1	5	5.0	5	0
Brown	1	3	3.0	3	0
McCarthy	1	1	1.0	1	0
Griffin	1	0	0.0	0	0
G. Wilson	1	0	0.0	0	0
Team	**13**	**113**	**8.7**	**34**	**1**
Opponents	**16**	**132**	**8.3**	**35**	**1**

PUNTING	No	Yds	Avg	Net	TB	In	Lg	B
Kern	78	3386	43.4	39.7	2	32	63	1
Team	**79**	**3386**	**42.9**	**39.7**	**2**	**32**	**63**	**1**
Opponents	**76**	**3422**	**45.0**	**40.0**	**7**	**28**	**61**	**0**

PUNT RETURNS	No	FC	Yds	Avg	Lg	TD
Reynaud	18	8	135	7.5	35	0
L. Washington	6	9	78	13.0	33	0
Williams	4	3	12	3.0	8	0
Wylie	2	0	4	2.0	4	0
Verner	1	0	11	11.0	11	0
Team	**31**	**20**	**240**	**7.7**	**35**	**0**
Opponents	**35**	**25**	**210**	**6.0**	**24**	**0**

KICKOFF RETURNS	No	Yds	Avg	Lg	TD
L. Washington LG	17	500	29.4	95	0
L. Washington TM	16	481	30.1	95	0
Reynaud	15	355	23.7	40	0
Williams	5	123	24.6	37	0
Wylie	5	94	18.8	23	0
Bailey	1	0	0.0	0	0
Battle	1	26	26.0	26	0
Verner	1	17	17.0	17	0
Team	**44**	**1096**	**24.9**	**95**	**0**
Opponents	**45**	**1099**	**24.4**	**46**	**0**

FIELD GOALS	1-19	20-29	30-39	40-49	50+
Bironas	0/0	10/10	8/9	5/7	2/3
Team	**0/0**	**10/10**	**8/9**	**5/7**	**2/3**
Opponents	**2/2**	**6/6**	**6/8**	**15/18**	**3/5**

Bironas/Titans: (26G,44G,27G) (48N,47G) (20G,43N,37G) (26G) (22G,32N) (38G,25G) (31G) () (39G,37G) (25G,38G) (33G,22G,23G) () () (45G,50N,24G) (45G,52G) (42G,55G,37G)
OPP: () (50N,50N,46N) (44G,38B) (45G,47G) (29G,24G, 33G,48G) (31G,29G) (44G) (44N) (32G,44G) (48G,30G, 50G) (52G,48G,24G,32N,48N,42G) (47G,48G,45G,37G, 49G) (25G,64G,19G) (25G,47G,41G) (36G) (19G)

SACKS

Casey 10.5, Morgan 6, Brown 4, Pitoitua 4, A. Johnson 3, Wimbley 3, Klug 2, Ayers 1, Fokou 1, Mi. Martin 1, Pollard 0.5
Titans 36, Opponents 37

TACKLES (Solo-Assists-Total)

Pollard (93-49-142), Brown (80-37-117), Griffin (71-35-106), Fokou (67-31-98), Pitoitua (42-49-91), Casey (49-41-90), McCourty (68-9-77), Verner (61-12-73), Ayers (44-12-56), Morgan (31-23-54), McCarthy (35-16-51), Hill (26-14-40), Sensabaugh (29-8-37), A. Johnson (19-16-35), Wilson (25-8-33), Klug (14-12-26), Wimbley (12-12-24), Martin (9-13-22), Edwards (6-4-10), Wreh-Wilson (6-3-9), Gooden (4-3-7), Campbell (3-1-4), Stafford (1-0-1)
Team Totals: 795-408-1,203

PASSING	Att	Cmp	Pct	Yards	Yds/Att	TD	Int	Lg	Sk/Yds	Rating
Fitzpatrick	350	217	62.0	2454	7.01	14	12	77t	21/109	82.0
Locker	183	111	60.7	1256	6.86	8	4	66t	16/105	86.7
Team	**533**	**328**	**61.5**	**3710**	**6.96**	**22**	**16**	**77t**	**37/214**	**83.6**
Opponents	**545**	**344**	**63.1**	**3839**	**7.04**	**15**	**13**	**55**	**36/227**	**83.3**

USUAL STARTING LINEUP

OFFENSE

WR	Nate Washington (85)
TE	Craig Stevens (88)
LT	Michael Roos (71)
LG	Andy Levitre (67)
C	Brian Schwenke (62)
RG	Chance Warmack (70)
RT	David Stewart (76)
TE	Delanie Walker (82)
WR	Kendall Wright (13)
QB	Jake Locker (10)/Ryan Fitzpatrick (4)
RB	Chris Johnson (28)

DEFENSE

LE	Derrick Morgan (91)
DT	Sammie Hill (94)
DT	Jurrell Casey (99)
RE	Ropati Pitoitua (92)
SLB	Akeem Ayers (56)
MLB	Moise Fokou (53)
WLB	Zach Brown (55)
LCB	Jason McCourty (30)
RCB	**Alterraun Verner (20)**
SS	Bernard Pollard (31)
FS	Michael Griffin (33)

SPECIALISTS

K	Rob Bironas (2)
P	Brett Kern (6)
KR/PR	Leon Washington (26)

Pro Bowl All-Pro

GM: Ruston Webster; **Head Coach:** Mike Munchak
Asst. Coaches: Jerry Gray (def. coord.), Dowell Loggains (off. coord.), Steve Watterson (asst. head coach/strength & cond.), Gregg Williams (senior asst./defense), Steve Brown (asst. secondary), Sylvester Croom (RB), Jonathan Gannon (def. asst./qual. ctl.), George Henshaw (TE), Steve Hoffman (ST asst.), Shawn Jefferson (WR), Nate Kaczor (ST), Bruce Matthews (OL), Brett Maxie (secondary), Keith Millard (def. asst./pass rush specialist), Chet Parlavecchio (LB), Dave Ragone (QB), Tracy Rocker (DL), Arthur Smith (OL/TE asst.)

AMERICAN FOOTBALL CONFERENCE STANDINGS

AFC EAST	W	L	T	Pct
New England	12	4	0	.750
New York Jets	8	8	0	.500
Miami	8	8	0	.500
Buffalo	6	10	0	.375
AFC NORTH	**W**	**L**	**T**	**Pct**
Cincinnati	11	5	0	.688
Pittsburgh	8	8	0	.500
Baltimore	8	8	0	.500
Cleveland	4	12	0	.250
AFC SOUTH	**W**	**L**	**T**	**Pct**
Indianapolis	11	5	0	.688
Tennessee	**7**	**9**	**0**	**.438**
Jacksonville	4	12	0	.250
Houston	2	14	0	.125
AFC WEST	**W**	**L**	**T**	**Pct**
Denver	13	3	0	.813
* Kansas City	11	5	0	.688
* San Diego	9	7	0	.563
Oakland	4	12	0	.250

NATIONAL FOOTBALL CONFERENCE STANDINGS

NFC EAST	W	L	T	Pct
Philadelphia	10	6	0	.625
Dallas	8	8	0	.500
New York Giants	7	9	0	.438
Washington	3	13	0	.188
NFC NORTH	**W**	**L**	**T**	**Pct**
Green Bay	8	7	1	.531
Chicago	8	8	0	.500
Detroit	7	9	0	.438
Minnesota	5	10	1	.344
NFC SOUTH	**W**	**L**	**T**	**Pct**
Carolina	12	4	0	.750
* New Orleans	11	5	0	.688
Atlanta	4	12	0	.250
Tampa Bay	4	12	0	.250
NFC WEST	**W**	**L**	**T**	**Pct**
Seattle	13	3	0	.813
* San Francisco	12	4	0	.750
Arizona	10	6	0	.625
St. Louis Rams	7	9	0	.438

* Wild Card for Playoffs

2012 SEASON (6-10 REGULAR SEASON) • 3RD PLACE AFC SOUTH

DATE	OPPONENT	SCORE	W/L	ATT
Sep. 9	NEW ENGLAND	13-34	L	69,143
Sep. 16	at San Diego	10-38	L	60,804
Sep. 23	DETROIT	44-41*	W	69,143
Sep. 30	at Houston	14-38	L	71,581
Oct. 7	at Minnesota	7-30	L	57,652
Oct. 11	PITTSBURGH	26-23	W	69,143
Oct. 21	at Buffalo	35-34	W	68,836
Oct. 28	INDIANAPOLIS	13-19*	L	69,143
Nov. 4	CHICAGO	20-51	L	69,143
Nov. 11	at Miami	37-3	W	60,165
Nov. 18	BYE			
Nov. 25	at Jacksonville	19-24	L	63,323
Dec. 2	HOUSTON	10-24	L	69,143
Dec. 9	at Indianapolis	23-27	L	64,688
Dec. 17	NEW YORK JETS	14-10	W	69,143
Dec. 23	at Green Bay	7-55	L	70,508
Dec. 30	JACKSONVILLE	38-20	W	69,143

* Overtime

	TITANS	OPP
Total First Downs	**260**	**358**
Rushing	70	122
Passing	166	210
Penalty	24	26
3rd Down: Made/Att	83/217	85/214
3rd Down Pct.	38.2	39.7
4th Down: Made/Att	5/15	6/14
4th Down Pct.	33.3	42.9
Possession Avg.	**27:18**	**32:42**
Total Net Yards	**5,010**	**5,999**
Avg. Per Game	313.1	374.9
Total Plays	957	1,086
Avg. Per Play	5.2	5.5
Net Yards Rushing	1,687	2,035
Avg. Per Game	105.4	127.2
Total Rushes	378	483
Net Yards Passing	3,323	3,964
Avg. Per Game	207.7	247.8
Sacked/Yards Lost	39/254	39/241
Gross Yards	3,577	4,205
Att./Completions	540/318	564/374
Completion Pct.	58.9	66.3
Had Intercepted	16	19
Punts/Average	**83/46.4**	**70/44.1**
Net Punting Avg.	83/40.4	70/36.1
Penalties/Yards	**106/847**	**86/717**
Fumbles/Ball Lost	**21/12**	**15/5**
Touchdowns	**36**	**55**
Rushing	10	16
Passing	17	31
Returns	9	8

BY PERIODS	1	2	3	4	OT	PTS
Team	**72**	**94**	**66**	**95**	**3**	**330**
Opponents	**155**	**58**	**116**	**136**	**6**	**471**

SCORING	TD	RU	PA	RT	PAT	FG	S	TP
Bironas	0	0	0	0	35/35	25/31	0	110
C. Johnson	6	6	0	0			0	36
Britt	4	0	4	0			0	26
Cook	4	0	4	0			0	24
Washington	4	0	4	0			0	24
Wright	4	0	4	0			0	24
Harper	3	3	0	0			0	18
Reynaud	3	0	0	3b			0	18
Brown	2	0	0	2f			0	12
Campbell	1	0	0	1a			0	6
Locker	1	1	0	0			0	6
McCarthy	1	0	0	1d			0	6
Stevens	1	0	1	0			0	6
Verner	1	0	0	1c			0	6
Witherspoon	1	0	0	1e			0	6
Team Defense	0	0	0	0			1	2
Team	**36**	**10**	**17**	**9**	**35/35**	**25/31**	**1**	**330**
Opponents	**55**	**16**	**31**	**8**	**52/52**	**29/31**	**0**	**471**

2-Pt Conversions: Britt, **TM 1-1, OPP 1-2**

FUM/Lost: C. Johnson 5/4, Locker 4/4, Hasselbeck 3/1, Britt 2/1, Stevens 2/0, Brown 1/0, Cook 1/1, Reynaud 1/0, Washington 1/0, Wright 1/1

RUSHING	No	Yds	Avg	Lg	TD
C. Johnson	276	1,243	4.5	94t	6
Locker	41	291	7.1	32	1
Hasselbeck	13	38	2.9	16	0
Reynaud	16	33	2.1	11	0
Harper	19	30	1.6	13	3
Mooney	5	19	3.8	8	0

PASSING	Att	Cmp	Pct	Yards	Yds/Att	TD	Int	Lg	Sk/Yds	Rating
Locker	314	177	2,176	56.4	6.93	10	11	71t	25/151	74.0
Hasselbeck	221	138	1,367	62.4	6.19	7	5	37	14/103	81.0
Smith	5	3	34	60.0	6.80	0	0	17	0/0	80.4
Team	**540**	**318**	**3,577**	**58.9**	**6.62**	**17**	**16**	**71t**	**39/254**	**76.9**
Opponents	**564**	**374**	**4,205**	**66.3**	**7.46**	**31**	**19**	**82t**	**39/241**	**92.7**

Ringer	2	14	7.0	9	0
Babineaux	1	10	10.0	10	0
Q. Johnson	4	5	1.3	3	0
Wright	1	4	4.0	4	0
Team	**378**	**1,687**	**4.5**	**94t**	**10**
Opponents	**483**	**2,035**	**4.2**	**46**	**16**

RECEIVING	No	Yds	Avg	Lg	TD
Wright	64	626	9.8	38	4
Washington	46	746	16.2	71t	4
Britt	45	589	13.1	46	4
Cook	44	523	11.9	61t	4
C. Johnson	36	232	6.4	22	0
Williams	30	324	10.8	27	0
Stevens	23	275	12.0	46	1
Thompson	6	46	7.7	12	0
Hawkins	5	62	12.4	42	0
Preston	5	59	11.8	21	0
Q. Johnson	5	40	8.0	17	0
Reynaud	5	35	7.0	9	0
Ringer	3	12	4.0	6	0
Harper	1	8	8.0	8	0
Team	**318**	**3,577**	**11.2**	**71t**	**17**
Opponents	**374**	**4,205**	**11.2**	**82t**	**31**

INTERCEPTIONS	No	Yds	Avg	Lg	TD
Griffin	4	59	14.8	33	0
McCourty	4	29	7.3	28	0
Brown	3	156	52.0	79t	2
Verner	2	11	5.5	11	0
McCarthy	1	49	49.0	49t	1
Witherspoon	1	40	40.0	40t	1
Babineaux	1	10	10.0	10	0
Ayers	1	2	2.0	2	0
R. Johnson	1	2	2.0	2	0
Afalava	1	0	0.0	0	0
Team	**19**	**358**	**18.8**	**79t**	**4**
Opponents	**16**	**260**	**16.3**	**63t**	**4**

PUNTING	No	Yds	Avg	Net	TB	In	Lg	B
Kern	81	3,855	47.6	40.4	5	30	71	2
Team	**83**	**3,855**	**46.4**	**40.4**	**5**	**30**	**71**	**2**
Opponents	**70**	**3,084**	**44.1**	**36.1**	**4**	**29**	**67**	**1**

PUNT RETURNS	No	FC	Yds	Avg	Lg	TD
Reynaud	31	17	410	13.2	81t	2
Campbell	0	0	65	---	65t	1
Team	**31**	**17**	**475**	**15.3**	**81t**	**3**
Opponents	**39**	**15**	**405**	**10.4**	**58**	**0**

KICKOFF RETURNS	No	Yds	Avg	Lg	TD
Reynaud	53	1,240	23.4	105t	1
Hawkins	7	205	29.3	71	0
McCourty	1	14	14.0	14	0
Stevens	1	18	18.0	18	0
Witherspoon	1	6	6.0	6	0
Williams	0	6	---	6	0
Team	**63**	**1,489**	**23.6**	**105t**	**1**
Opponents	**33**	**860**	**26.1**	**89t**	**1**

FIELD GOALS	1-19	20-29	30-39	40-49	50+
Bironas	0/0	6/6	13/13	5/10	1/2
Team	**0/0**	**6/6**	**13/13**	**5/10**	**1/2**
Opponents	**0/0**	**11/11**	**5/6**	**9/9**	**4/5**

Bironas/Titans: (28G,24G) (23G) (31G,38G,41N,48N,26G) () () (22G,38G,47G,40G) ()(39G,45N,30G) (39G) (37G,38G, 53G) (38G,42N,40G,39G,33G) (37G) (57N,40G,31G,25G) (46B) () (48G)
OPP: (25G,31G) (26G) (47G,53G,33G,26G) (33G) (42G, 36G,26G) (29G,28G,52G,54N) (31G,42G) (20G,37B,44G) (40G,25G,22G) (40G) (41G) (50G) (53G,40G) (22G) (26G,48G) ()

SACKS

Morgan 6.5, Ayers 6, Wimbley 6, Brown 5.5, Klug 3.5, Casey 3, Mi. Martin 3, Wynn 2, Marks 1.5, Griffin 1, Witherspoon 1
Titans 39, Opponents 39

TACKLES (Solo-Assists-Total)

Ayers (79-31-110), Griffin (72-31-103), McCourty (79-14-93), Brown (70-23-93), Babineaux (66-26-92), Casey (38-42-80), Verner (66-12-78), Morgan (35-31-66), Marks (31-32-63), Witherspoon (32-16-48), McCarthy (32-13-45), Mouton (33-9-42), Mike Martin (23-17-40), Shaw (30-8-38), Wimbley (18-20-38), Sensabaugh (23-4-27), Afalava (13-10-23), Robert Johnson (10-3-13), Diles (8-5-13), Klug (8-4-12), Wynn (6-6-12), Solomon (3-6-9), Campbell (6-0-6), Dawson (3-2-5), DaJohn Harris (1-4-5), Egboh (2-0-2)
Team Totals: 787-369-1,156

USUAL STARTING LINEUP

OFFENSE

WR	Nate Washington (85)
TE	Jared Cook (89)
LT	Michael Roos (71)
LG	Steve Hutchinson (73)
C	Fernando Velasco (61)
RG	Leroy Harris (64)/Deuce Lutui (72)
RT	David Stewart (76)
TE	Craig Stevens (88)
WR	Kenny Britt (18)
QB	Jake Locker (10)
RB	Chris Johnson (28)

DEFENSE

LE	Derrick Morgan (91)
DT	Sen'Derrick Marks (94)
DT	Jurrell Casey (99)
RE	Kamerion Wimbley (95)
LLB	Akeem Ayers (56)
MLB	Colin McCarthy (52)/Will Witherspoon (92)
RLB	Zach Brown (55)
LCB	Jason McCourty (30)
RCB	Alterraun Verner (20)
SS	Jordan Babineaux (26)
FS	Michael Griffin (33)

SPECIALISTS

K	Rob Bironas (2)
P	Brett Kern (6)
KR/PR	Darius Reynaud (25)

Pro Bowl All-Pro

GM: Ruston Webster; **Head Coach:** Mike Munchak
Asst. Coaches: Jerry Gray (def. coord.), Chris Palmer/ Dowell Loggains* (off. coord.), Steve Watterson (asst. head coach/strength & cond.), Steve Brown (asst. secondary), Frank Bush (LB), Jonathan Gannon (def. asst./qual. ctl.), Nate Kaczor (asst. off. line), Alan Lowry (ST), Bruce Matthews (OL), Brett Maxie (secondary), Keith Millard (def. asst./pass rush specialist), Chet Parlavecchio (ST asst.), Dave Ragone (WR), Tracy Rocker (DL), Jim Skipper (RB), Arthur Smith (off. asst./qual. ctl.), John Zernhelt (TE)

* Palmer was offensive coordinator for first 11 games; Loggains was quarterbacks coach/passing game for first 11 games and offensive coordinator for final five games.

AMERICAN FOOTBALL CONFERENCE STANDINGS

	W	L	T	Pct
AFC EAST	**W**	**L**	**T**	**Pct**
New England	12	4	0	.750
Miami	7	9	0	.438
New York Jets	6	10	0	.375
Buffalo	6	10	0	.375
AFC NORTH	**W**	**L**	**T**	**Pct**
Baltimore	10	6	0	.625
* Cincinnati	10	6	0	.625
Pittsburgh	8	8	0	.500
Cleveland	5	11	0	.313
AFC SOUTH	**W**	**L**	**T**	**Pct**
Houston	12	4	0	.750
* Indianapolis	11	5	0	.688
Tennessee	**6**	**10**	**0**	**.375**
Jacksonville	2	14	0	.125
AFC WEST	**W**	**L**	**T**	**Pct**
Denver	13	3	0	.813
San Diego	7	9	0	.438
Oakland	4	12	0	.250
Kansas City	2	14	0	.125

NATIONAL FOOTBALL CONFERENCE STANDINGS

	W	L	T	Pct
NFC EAST	**W**	**L**	**T**	**Pct**
Washington	10	6	0	.625
New York Giants	9	7	0	.563
Dallas	8	8	0	.500
Philadelphia	4	12	0	.250
NFC NORTH	**W**	**L**	**T**	**Pct**
Green Bay	11	5	0	.688
* Minnesota	10	6	0	.625
Chicago	10	6	0	.625
Detroit	4	12	0	.250
NFC SOUTH	**W**	**L**	**T**	**Pct**
Atlanta	13	3	0	.813
Carolina	7	9	0	.438
New Orleans	7	9	0	.438
Tampa Bay	7	9	0	.438
NFC WEST	**W**	**L**	**T**	**Pct**
San Francisco	11	4	1	.719
* Seattle	11	5	0	.688
St. Louis	7	8	1	.469
Arizona	5	11	0	.313

* Wild Card for Playoffs

2011 SEASON (9-7 REGULAR SEASON) • 2ND PLACE AFC SOUTH

DATE	OPPONENT	SCORE	W/L	ATT
Sep. 11	at Jacksonville	14-16	L	61,619
Sep. 18	BALTIMORE	26-13	W	69,143
Sep. 25	DENVER	17-14	W	69,143
Oct. 2	at Cleveland	31-13	W	66,240
Oct. 9	at Pittsburgh	17-38	L	63,875
Oct. 16	BYE			
Oct. 23	HOUSTON	7-41	L	69,143
Oct. 30	INDIANAPOLIS	27-10	W	69,143
Nov. 6	CINCINNATI	17-24	L	69,143
Nov. 13	at Carolina	30-3	W	72,409
Nov. 20	at Atlanta	17-23	L	68,164
Nov. 27	TAMPA BAY	23-17	W	69,143
Dec. 4	at Buffalo	23-17	W	56,463
Dec. 11	NEW ORLEANS	17-22	L	69,143
Dec. 18	at Indianapolis	13-27	L	64,271
Dec. 24	JACKSONVILLE	23-17	W	69,143
Jan. 1	at Houston	23-22	W	71,512

* Overtime

	TITANS	OPP
Total First Downs	**281**	**324**
Rushing	71	111
Passing	185	187
Penalty	25	26
3rd Down: Made/Att	**80/218**	**96/236**
3rd Down Pct.	**36.7**	**40.7**
4th Down: Made/Att	**10/14**	**8/20**
4th Down Pct.	**71.4**	**40.0**
Possession Avg.	**27:52**	**32:08**
Total Net Yards	**5361**	**5682**
Avg. Per Game	335.1	355.1
Total Plays	984	1080
Avg. Per Play	5.4	5.3
Net Yards Rushing	**1438**	**2053**
Avg. Per Game	89.9	128.3
Total Rushes	376	461
Net Yards Passing	**3923**	**3629**
Avg. Per Game	245.2	226.8
Sacked/Yards Lost	24/190	28/180
Gross Yards	4113	3809
Att./Completions	584/353	591/369
Completion Pct.	60.4	62.4
Had Intercepted	14	11
Punts/Average	**86/43.6**	**83/43.7**
Net Punting Avg.	**86/39.4**	**83/36.4**
Penalties/Yards	**104/960**	**99/812**
Fumbles/Ball Lost	**17/8**	**20/12**
Touchdowns	**34**	**34**
Rushing	8	10
Passing	22	21
Returns	4	3

BY PERIODS	1	2	3	4	OT	PTS
Team	**57**	**110**	**67**	**91**	**0**	**325**
Opponents	**64**	**79**	**74**	**100**	**0**	**317**

SCORING	TD	RU	PA	RT	PAT	FG	S	TP
Bironas	0	0	0	0	34/34	29/32	0	121
Washington	8	1	7	0			0	48
Williams	5	0	5	0			0	30
C. Johnson	4	4	0	0			0	24
Britt	3	0	3	0			0	18
Cook	3	0	3	0			0	18
Avery	1	0	1	0			0	6
Babineaux	1	0	0	1a			0	6
Campbell	1	0	0	1d			0	6
D. Graham	1	0	1	0			0	6
Harper	1	1	0	0			0	6
L. Hawkins	1	0	1	0			0	6
Locker	1	1	0	0			0	6
Mariani	1	0	0	1c			0	6
McCourty	1	0	0	1b			0	6
Ringer	1	1	0	0			0	6
Stevens	1	0	1	0			0	6
Team	**34**	**8**	**22**	**4**	**34/34**	**29/32**	**0**	**325**
Opponents	**34**	**10**	**21**	**3**	**32/32**	**27/28**	**0**	**317**

2-Pt Conversions: Titans 0-0, Opponents 0-2

FUM/Lost: Hasselbeck 4/1, C. Johnson 3/1, Cook 2/2, Amato 1/0, Britt 1/1, Campbell 1/0, Hall 1/1, Harper 1/1, L. Hawkins 1/0, Mariani 1/0, Ringer 1/1

RUSHING	No	Yds	Avg	Lg	TD
C. Johnson	262	1047	4.0	48t	4
Ringer	59	185	3.1	25	1
Locker	8	56	7.0	17	1
Hasselbeck	20	52	2.6	21	0
Harper	17	44	2.6	12	1
Hall	6	24	4.0	12	0
Kern	1	21	21.0	21	0
Washington	2	5	2.5	3t	1
Mariani	1	4	4.0	4	0
Team	**376**	**1438**	**3.8**	**48t**	**8**
Opponents	**461**	**2053**	**4.5**	**80t**	**10**

RECEIVING	No	Yds	Avg	Lg	TD
Washington	74	1023	13.8	57	7
C. Johnson	57	418	7.3	34	0
Cook	49	759	15.5	80t	3
L. Hawkins	47	470	10.0	32	1
Williams	45	592	13.2	54	5
Ringer	28	187	6.7	18	0
Britt	17	289	17.0	80t	3
Stevens	9	166	18.4	58	1
Hall	9	46	5.1	10	0
Mariani	5	24	4.8	6	0
Harper	4	32	8.0	21	0
Avery	3	45	15.0	23	1
Q. Johnson	3	30	10.0	13	0
D. Graham	2	25	12.5	21	1
Amano	1	7	7.0	7	0
Team	**353**	**4113**	**11.7**	**80t**	**22**
Opponents	**369**	**3809**	**10.3**	**78t**	**21**

INTERCEPTIONS	No	Yds	Avg	Lg	TD
McCourty	2	52	26.0	30	0
Griffin	2	0	0.0	0	0
Babineaux	1	97	97.0	97t	1
Finnegan	1	8	8.0	8	0
Hope	1	7	7.0	7	0
Witherspoon	1	7	7.0	7	0
Ruud	1	4	4.0	4	0
Verner	1	4	4.0	4	0
McCarthy	1	0	0.0	0	0
Team	**11**	**179**	**16.3**	**97t**	**1**
Opponents	**14**	**167**	**11.9**	**38t**	**3**

PUNTING	No	Yds	Avg	Net	TB	In	Lg	B
Kern	86	3747	43.6	39.4	7	31	64	0
Team	**86**	**3747**	**43.6**	**39.4**	**7**	**31**	**64**	**0**
Opponents	**83**	**3628**	**43.7**	**36.4**	**6**	**22**	**65**	**2**

PUNT RETURNS	No	FC	Yds	Avg	Lg	TD
Mariani	46	18	490	10.7	79t	1
Campbell	1	0	0	0.0	0	0
Team	**47**	**18**	**490**	**10.4**	**79t**	**1**
Opponents	**36**	**23**	**221**	**6.1**	**30**	**0**

KICKOFF RETURNS	No	Yds	Avg	Lg	TD
Mariani	32	748	23.4	49	0
Campbell	0	84	---	84t	1
Team	**32**	**832**	**26.0**	**100t**	**1**
Opponents	**30**	**680**	**22.7**	**77**	**0**

FIELD GOALS	1-19	20-29	30-39	40-49	50+
Bironas	0/0	5/5	9/10	9/10	6/7
Team	**0/0**	**5/5**	**9/10**	**9/10**	**6/7**
Opponents	**2/2**	**11/11**	**5/5**	**7/7**	**2/3**

Bironas/Titans: (66N) (34N,25G,43G,39G,33G) (46G) (39G) (29G) () (51G,50G) (43G) (38G,36G,49G) (46G) (42N,31G, 52G, 38G) (48G,27G,44G) (43G) (53G,21G) (51G,51G,35G) (21G,43G,33G)
OPP: (48G,21G,45G) (41G,29G) () (48G,51G) (19G) (32G, 29G) (22G) (36G) (50N,29G) (19G,33G,24G) (43G) (27G) (25G,29G,22G) (47G,40G) (39G) (52G,37G,22G)

SACKS

Klug 7, Ball 4, Jones 3, Casey 2.5, Morgan 2.5, Ayers 2, Witherspoon 2, Hayes 1.5, Finnegan 1, McCourty 1, S. Smith 1, Marks 0.5

Titans 28, Opponents 24

TACKLES (Solo-Assists-Total)

Babineaux (81-36-117), McCourty (85-22-107), Griffin (70-26-96), Finnegan (71-24-95), Ayers (66-22-88), McCarthy (61-15-76), Casey (41-33-74), Ruud (51-17-68), Witherspoon (51-11-62), Ball (29-26-55), Verner (29-21-50), Jones (24-24-48), Morgan (23-24-47), S. Smith (20-24-44), Marks (18-26-44), Hope (25-8-33), Klug (18-14-32), Hayes (14-15-29), Sheppard (7-9-16), McRath (11-3-14), Hawkins (9-2-11), A. Smith (4-0-4), Clayton (1-2-3), Shaw (2-0-2), Amato (0-0-0), Bailey (0-0-0), Campbell (0-0-0)

Team Totals: 404-811-1,215

PASSING	Att	Cmp	Pct	Yards	Yds/Att	TD	Int	Lg	Sk/Yds	Rating
Hasselbeck	518	319	61.6	3571	6.89	18	14	80t	19/153	82.4
Locker	66	34	51.5	542	8.21	4	0	54	5/37	99.4
Team	**584**	**353**	**60.4**	**4113**	**7.04**	**22**	**14**	**80t**	**24/190**	**84.4**
Opponents	**591**	**369**	**62.4**	**3809**	**6.45**	**21**	**11**	**78t**	**28/180**	**85.1**

USUAL STARTING LINEUP

OFFENSE

WR	Nate Washington (85)
LT	Michael Roos (71)
LG	Leroy Harris (64)
C	Eugene Amano (54)
RG	Jake Scott (73)
RT	David Stewart (76)
TE	Craig Stevens (88)
WR	Damian Williams (17)
FB	Ahmard Hall (45)
QB	Matt Hasselbeck (8)
RB	Chris Johnson (28)

DEFENSE

LE	Derrick Morgan (90)/Dave Ball (98)
LT	Jurrell Casey (99)
RT	Sen'Derrick Marks (94)
RE	Jason Jones (91)
LLB	Akeem Ayers (56)
MLB	Colin McCarthy (52)/Barrett Ruud (55)
RLB	Will Witherspoon (92)
LCB	Jason McCourty (30)
RCB	Cortland Finnegan (31)
SS	Jordan Babineaux (26)
FS	Michael Griffin (33)

SPECIALISTS

K	Rob Bironas (2)
P	Brett Kern (6)
KR/PR	Marc Mariani (83)

Pro Bowl

All-Pro

GM: Mike Reinfeldt; **Head Coach:** Mike Munchak
Asst. Coaches: Jerry Gray (def. coord.), Chris Palmer (off. coord.), Steve Watterson (asst. head coach/strength & cond.), Frank Bush (LB), Curtis Fuller (asst. secondary) Dowell Loggains (QB/passing game), Charles London (off. asst./qual. ctl.), Alan Lowry (ST), Bruce Matthews (OL), Dave McGinnis (senior asst.), Chet Parlavecchio (ST asst.), Dave Ragone (WR), Marcus Robertson (secondary), Tracy Rocker (DL), Jim Skipper (RB), Arthur Smith (def. asst./qual. ctl.), Art Valero (asst. OL), John Zernhelt (TE)

AMERICAN FOOTBALL CONFERENCE STANDINGS

	W	L	T	Pct
AFC EAST	**W**	**L**	**T**	**Pct**
New England	13	3	0	.813
New York Jets	8	8	0	.500
Miami	6	10	0	.375
Buffalo	6	10	0	.375
AFC NORTH	**W**	**L**	**T**	**Pct**
Baltimore	12	4	0	.750
* Pittsburgh	12	4	0	.750
* Cincinnati	9	7	0	.563
Cleveland	4	12	0	.250
AFC SOUTH	**W**	**L**	**T**	**Pct**
Houston	10	6	0	.625
Tennessee	**9**	**7**	**0**	**.563**
Jacksonville	5	11	0	.313
Indianapolis	2	14	0	.125
AFC WEST	**W**	**L**	**T**	**Pct**
Denver	8	8	0	.500
San Diego	8	8	0	.500
Oakland	8	8	0	.500
Kansas City	7	9	0	.438

NATIONAL FOOTBALL CONFERENCE STANDINGS

	W	L	T	Pct
NFC EAST	**W**	**L**	**T**	**Pct**
New York Giants	9	7	0	.563
Philadelphia	8	8	0	.500
Dallas	8	8	0	.500
Washington	5	11	0	.313
NFC NORTH	**W**	**L**	**T**	**Pct**
Green Bay	15	1	0	.938
* Detroit	10	6	0	.625
Chicago	8	8	0	.500
Minnesota	3	13	0	.188
NFC SOUTH	**W**	**L**	**T**	**Pct**
New Orleans	13	3	0	.813
* Atlanta	10	6	0	.625
Carolina	6	10	0	.375
Tampa Bay	4	12	0	.250
NFC WEST	**W**	**L**	**T**	**Pct**
San Francisco	13	3	0	.813
Arizona	8	8	0	.500
Seattle	7	9	0	.438
St. Louis	2	14	0	.125

* Wild Card for Playoffs

2010 SEASON (6-10 REGULAR SEASON) • 4TH PLACE AFC SOUTH

DATE	OPPONENT	SCORE	W/L	ATT
Sep. 12	OAKLAND	38-13	W	69,143
Sep. 19	PITTSBURGH	11-19	L	69,143
Sep. 26	at New York Giants	29-10	W	79,386
Oct. 3	DENVER	20-26	L	69,143
Oct. 10	at Dallas	34-27	W	90,616
Oct. 18	at Jacksonville	30-3	W	63,625
Oct. 24	PHILADELPHIA	37-19	W	69,143
Oct. 31	at San Diego	25-33	L	59,260
Nov. 7	BYE			
Nov. 14	at Miami	17-29	L	65,585
Nov. 21	WASHINGTON	16-19*	L	69,143
Nov. 28	at Houston	0-20	L	70,855
Dec. 5	JACKSONVILLE	6-17	L	69,143
Dec. 9	INDIANAPOLIS	28-30	L	69,143
Dec. 19	HOUSTON	31-17	W	69,143
Dec. 26	at Kansas City	14-34	L	65,606
Jan. 2	at Indianapolis	20-23	L	67,188

* Overtime

	TITANS	OPP
Total First Downs	**252**	**356**
Rushing	73	107
Passing	155	214
Penalty	24	35
3rd Down: Made/Att	71/204	104/242
3rd Down Pct.	34.8	43.0
4th Down: Made/Att	8/14	9/22
4th Down Pct.	57.1	40.9
Possession Avg.	**25:54**	**34:06**
Total Net Yards	**4834**	**5883**
Avg. Per Game	302.1	367.7
Total Plays	907	1139
Avg. Per Play	5.3	5.2
Net Yards Rushing	**1727**	**1851**
Avg. Per Game	107.9	115.7
Total Rushes	406	474
Net Yards Passing	**3107**	**4032**
Avg. Per Game	194.2	252.0
Sacked/Yards Lost	27/171	40/272
Gross Yards	3278	4304
Att./Completions	474/273	625/410
Completion Pct.	57.6	65.6
Had Intercepted	15	17
Punts/Average	**77/42.9**	**61/42.9**
Net Punting Avg.	**77/39.1**	**61/34.6**
Penalties/Yards	**128/1040**	**114/1039**
Fumbles/Ball Lost	**22/14**	**25/8**
Touchdowns	**40**	**32**
Rushing	13	7
Passing	24	23
Returns	3	2

BY PERIODS	1	2	3	4	OT	PTS
Team	**79**	**92**	**83**	**102**	**0**	**356**
Opponents	**65**	**130**	**65**	**76**	**3**	**339**

SCORING	TD	RU	PA	RT	PAT	FG	S	TP
Bironas	0	0	0	0	38/38	24/26	0	110
C. Johnson	12	11	1	0			0	72
Britt	9	0	9	0			0	56
Washington	6	0	6	0			0	36
Moss LG	5	0	5	0			0	30
Scaife	4	0	4	0			0	24
Mariani	2	0	0	2			0	12
Ringer	2	2	0	0			0	12
Stevens	2	0	2	0			0	12
Cook	1	0	1	0			0	6
Finnegan	1	0	0	1			0	6
Gage	1	0	1	0			0	6
Schommer	0	0	0	0			1	2
Team	**40**	**13**	**24**	**3**	**38/38**	**24/26**	**2**	**356**
Opponents	**32**	**7**	**23**	**2**	**30/30**	**39/48**	**0**	**339**

2-Pt Conversions: Britt, **Titans 1-2, Opponents 0-2**

FUM/Lost: Young 6/4, K. Collins 5/3, C. Johnson 3/2, Mariani 3/2, Scaife 2/1, Amano 1/0, Amato 1/1, Britt 1/1

RUSHING	No	Yds	Avg	Lg	TD
C. Johnson	316	1364	4.3	76t	11
Ringer	51	239	4.7	54	2
Young	25	125	5.0	20	0
Williams	1	5	5.0	5	0
K. Collins	10	1	0.1	4	0
Hall	1	1	1.0	1	0
Kern	1	0	0.0	0	0
Washington	1	-8	-8.0	-8	0
Team	**406**	**1727**	**4.3**	**76t**	**13**
Opponents	**474**	**1851**	**3.9**	**37**	**7**

RECEIVING	No	Yds	Avg	Lg	TD
C. Johnson	44	245	5.6	25	1
Britt	42	775	18.5	80t	9
Washington	42	687	16.4	71t	6
Scaife	36	318	8.8	30	4
Cook	29	361	12.4	36	1
Moss LG	28	393	14.0	37t	5
Moss TM	6	80	13.3	26	0
Gage	20	266	13.3	30	1
Williams	16	219	13.7	39	0
Hall	15	100	6.7	19	0
Stevens	11	122	11.1	28	2
Ringer	7	44	6.3	9	0
L. Hawkins	5	61	12.2	24	0
Team	**273**	**3278**	**12.0**	**80t**	**24**
Opponents	**410**	**4304**	**10.5**	**75t**	**23**

INTERCEPTIONS	No	Yds	Avg	Lg	TD
Griffin	4	50	12.5	28	0
Verner	3	41	13.7	19	0
Finnegan	2	41	20.5	41t	1
McCourty	2	11	5.5	11	0
Witherspoon	2	11	5.5	9	0
Hope	1	32	32.0	32	0
Tulloch	1	18	18.0	18	0
Fuller	1	0	0.0	0	0
Marks	1	-6	-6.0	-6	0
Team	**17**	**198**	**11.6**	**41t**	**1**
Opponents	**15**	**120**	**8.0**	**54t**	**1**

PUNTING	No	Yds	Avg	Net	TB	In	Lg	B
Kern	77	3302	42.9	39.1	4	24	68	0
Team	**77**	**3302**	**42.9**	**39.1**	**4**	**24**	**68**	**0**
Opponents	**61**	**2618**	**42.9**	**34.6**	**9**	**15**	**68**	**1**

PUNT RETURNS	No	FC	Yds	Avg	Lg	TD
Mariani	27	17	329	12.2	87t	1
Team	**27**	**17**	**329**	**12.2**	**87t**	**1**
Opponents	**35**	**16**	**214**	**6.1**	**29**	**0**

KICKOFF RETURNS	No	Yds	Avg	Lg	TD
Mariani	60	1530	25.5	98t	1
Hall	2	21	10.5	15	0
Cook	1	3	3.0	3	0
Gage	1	2	2.0	2	0
Team	**64**	**1556**	**24.3**	**98t**	**1**
Opponents	**56**	**1389**	**24.8**	**97t**	**1**

FIELD GOALS	1-19	20-29	30-39	40-49	50+
Bironas	0/0	6/6	8/9	8/8	2/3
Team	**0/0**	**6/6**	**8/9**	**8/8**	**2/3**
Opponents	**1/1**	**10/10**	**15/15**	**11/17**	**2/5**

Bironas/Titans: (43G) (21G) (48G,22G) (35N,55G,46G) (52G, 40G) (26G,33G,36G)(41G,38G,33G) (21G) (40G) (25G, 32G,40G) () (37G,30G) () (30G) () (26G,42G,61N)
OPP: (34G,30G,53N) (36G,34G,25G,27G) (53N,50G,44N) (36G,36G,35G,36G)(51G,44N,26G) (33G) (25G,46G,46G,28G) (34G,36G) (23G,26G,42G)(19G,51N,40G,42G,47N,48G) (35G,33G) (26G,49B,48N) (21G,28G,47G) (37G) (35G,47N,42G) (48G,44G,43G)

SACKS

Babin 12.5, Ball 7, T. Brown 3.5, Jones 3.5, Ford 3, Witherspoon 3, Hayes 1.5, McRath 1.5, Morgan 1.5, Finnegan 1, Hope 1, Tulloch 1

Titans 40, Opponents 27

TACKLES (Solo-Assists-Total)

Tulloch (121-48-169), Griffin (99-54-153), Hope (85-48-133), Verner (76-27-103), Finnegan (76-24-100), Witherspoon (65-34-99), Babin (56-37-93), Ford (38-29-67), Jones (36-25-61), McRath (45-15-60), Ball (32-27-59), Haye (30-22-52), Marks (27-23-50), Hayes (27-22-49), McCourty (36-9-45), Brown (18-17-35), Fuller (22-10-32), Douglas (14-16-30), Shaw (7-4-11), Morgan (6-4-10), Sheppard (4-5-9), Winborn (4-4-8), Gordon (2-2-4), Mouton (3-0-3), Allred (2-1-3)

Team Totals: 931-507-1,438

PASSING	Att	Cmp	Pct	Yards	Yds/Att	TD	Int	Lg	Sk/Yds	Rating
K. Collins	278	160	57.6	1823	6.56	14	8	80t	13/91	82.2
Young	156	93	59.6	1255	8.04	10	3	71t	13/80	98.6
Smith	40	20	50.0	200	5.00	0	4	52	1/0	25.0
Team	**474**	**273**	**57.6**	**3278**	**6.92**	**24**	**15**	**80t**	**27/171**	**82.6**
Opponents	**625**	**410**	**65.6**	**4304**	**6.89**	**23**	**17**	**75t**	**40/272**	**86.4**

USUAL STARTING LINEUP

OFFENSE

WR	Nate Washington (85)
LT	Michael Roos (71)
LG	Leroy Harris (64)
C	Eugene Amano (54)
RG	Jake Scott (73)
RT	David Stewart (76)
TE	Craig Stevens (88)/Bo Scaife (80)
WR	Justin Gage (12)/Kenny Britt (18)
FB	Ahmard Hall (45)
QB	Vince Young (10)/Kerry Collins (5)
RB	**Chris Johnson (28)**

DEFENSE

LE	**Jason Babin (93)**
LT	Jason Jones (91)
RT	Tony Brown (97)
RE	Dave Ball (98)
LLB	Gerald McRath (51)
MLB	Stephen Tulloch (55)
RLB	Will Witherspoon (92)
LCB	Alterraun Verner (20)
RCB	Cortland Finnegan (31)
SS	Chris Hope (24)
FS	**Michael Griffin (33)**

SPECIALISTS

K	Rob Bironas (2)
P	Brett Kern (6)
KR/PR	**Marc Mariani (83)**

Pro Bowl

All-Pro

GM: Mike Reinfeldt; **Head Coach:** Jeff Fisher
Asst. Coaches: Mike Heimerdinger (off. coord.), Chuck Cecil (def. coord.), Craig Johnson (asst. head coach/RB), Dave McGinnis (asst. head coach/LB), Steve Watterson (asst. head coach/strength & conditioning), Marty Galbraith (ST asst.), Fred Graves (WR), Tim Hauck (asst. secondary), Dowell Loggains (QB/passing game), Alan Lowry (ST), Mike Munchak (OL), Marcus Robertson (secondary), Rayna Stewart (def. asst./qual ctl.), Jim Washburn (DL), Richie Wessman (qual. control/off.), John Zernhelt (TE)

AMERICAN FOOTBALL CONFERENCE STANDINGS

	W	L	T	Pct
AFC EAST	**W**	**L**	**T**	**Pct**
New England	14	2	0	.875
* New York Jets	11	5	0	.688
Miami	7	9	0	.438
Buffalo	4	12	0	.250
AFC NORTH	**W**	**L**	**T**	**Pct**
Pittsburgh	12	4	0	.750
* Baltimore	12	4	0	.750
Cleveland	5	11	0	.313
Cincinnati	4	12	0	.250
AFC SOUTH	**W**	**L**	**T**	**Pct**
Indianapolis	10	6	0	.625
Jacksonville	8	8	0	.500
Houston	6	10	0	.375
Tennessee	**6**	**10**	**0**	**.375**
AFC WEST	**W**	**L**	**T**	**Pct**
Kansas City	10	6	0	.625
San Diego	9	7	0	.563
Oakland	8	8	0	.500
Denver	4	12	0	.250

NATIONAL FOOTBALL CONFERENCE STANDINGS

	W	L	T	Pct
NFC EAST	**W**	**L**	**T**	**Pct**
Philadelphia	10	6	0	.625
New York Giants	10	6	0	.625
Dallas	6	10	0	.375
Washington	6	10	0	.375
NFC NORTH	**W**	**L**	**T**	**Pct**
Chicago	11	5	0	.688
* Green Bay	10	6	0	.625
Detroit	6	10	0	.375
Minnesota	6	10	0	.375
NFC SOUTH	**W**	**L**	**T**	**Pct**
Atlanta	13	3	0	.813
* New Orleans	11	5	0	.688
Tampa Bay	10	6	0	.625
Carolina	2	14	0	.125
NFC WEST	**W**	**L**	**T**	**Pct**
Seattle	7	9	0	.438
St. Louis	7	9	0	.438
San Francisco	6	10	0	.375
Arizona	5	11	0	.313

* Wild Card for Playoffs

2009 SEASON (8-8 REGULAR SEASON) • 3RD PLACE AFC SOUTH

DATE	OPPONENT	SCORE	W/L	ATT
Sep. 10	at Pittsburgh	10-13*	L	65,110
Sep. 20	HOUSTON	31-34	L	69,143
Sep. 27	at NY Jets	17-24	L	75,863
Oct. 4	at Jacksonville	17-37	L	49,014
Oct. 11	INDIANAPOLIS	9-31	L	69,143
Oct. 18	at New England	0-59	L	68,756
Oct. 25	BYE			
Nov. 1	JACKSONVILLE	30-13	W	69,143
Nov. 8	at San Francisco	34-27	W	69,732
Nov. 15	BUFFALO	41-17	W	69,143
Nov. 23	at Houston	20-17	W	71,153
Nov. 29	ARIZONA	20-17	W	69,143
Dec. 6	at Indianapolis	17-27	L	66,321
Dec. 13	ST. LOUIS	47-7	W	69,143
Dec. 20	MIAMI	27-24*	W	69,143
Dec. 25	SAN DIEGO	17-42	L	69,143
Jan. 3	at Seattle	17-13	W	67,002

* Overtime

	TITANS	OPP
Total First Downs	**288**	**323**
Rushing	115	89
Passing	154	210
Penalty	19	24
3rd Down: Made/Att	89/214	89/218
3rd Down Pct.	41.6	40.8
4th Down: Made/Att	12/22	12/17
4th Down Pct.	54.5	70.6
Possession Avg.	**28:27**	**31:33**
Total Net Yards	**5623**	**5850**
Avg. Per Game	351.4	365.6
Total Plays	990	1038
Avg. Per Play	5.7	5.6
Net Yards Rushing	**2592**	**1711**
Avg. Per Game	162.0	106.9
Total Rushes	499	402
Net Yards Passing	**3031**	**4139**
Avg. Per Game	189.4	258.7
Sacked/Yards Lost	15/73	32/224
Gross Yards	3104	4363
Att./Completions	476/271	604/404
Completion Pct.	56.9	66.9
Had Intercepted	15	20
Punts/Average	**69/43.4**	**76/44.3**
Net Punting Avg.	**69/38.7**	**76/39.5**
Penalties/Yards	**98/821**	**94/724**
Fumbles/Ball Lost	**27/16**	**20/7**
Touchdowns	**39**	**48**
Rushing	19	16
Passing	16	31
Returns	4	1

BY PERIODS	1	2	3	4	OT	PTS
Titans	**77**	**103**	**67**	**104**	**3**	**354**
Opponents	**82**	**169**	**77**	**71**	**3**	**402**

SCORING	TD	RU	PA	RT	PAT	FG	S	TP
Bironas	0	0	0	0	37/37	27/32	0	118
Johnson	16	14	2	0			0	98
Washington	6	0	6	0			0	36
Britt	3	0	3	0			0	18
Gage	3	0	3	0			0	18
Fuller	2	0	0	2			0	12
White	2	2	0	0			0	12
Young	2	2	0	0			0	12
Collins	1	1	0	0			0	6
Crumpler	1	0	1	0			0	6
Finnegan	1	0	0	1			0	6
Hood	1	0	0	1			0	6
Scaife	1	0	1	0			0	6
Titans	**39**	**19**	**16**	**4**	**37/37**	**27/32**	**0**	**354**
Opp.	**48**	**16**	**31**	**1**	**46/47**	**22/27**	**0**	**402**

2-Pt Conversions: Johnson, **Titans 1-2, Opponents 1-1**

FUM/Lost: Young 8/2, Mouton 4/2, Collins 3/2, Johnson 3/3, Hall 2/2, Britt 1/1, Crumpler 1/1, Finnegan 1/0, Pearman 1/1, Scaife 1/1, Washington 1/0, White 1/1

RUSHING	No	Yds	Avg	Lg	TD
Johnson	358	2006	5.6	91t	14
Young	55	281	5.1	44	2
White	64	222	3.5	11	2
Ringer	8	48	6.0	32	0
Collins	11	15	1.4	10t	1
Washington	2	15	7.5	14	0
Hall	1	5	5.0	5	0
Team	**499**	**2592**	**5.2**	**91t**	**19**
Opponents	**402**	**1711**	**4.3**	**80t**	**16**

PASSING	Att	Cmp	Pct	Yards	Yds/Att	TD	Int	Lg	Sk/Yds	Rating
Young	259	152	58.7	1879	7.25	10	7	66t	9/36	82.8
Collins	216	119	55.1	1225	5.67	6	8	69t	6/37	65.5
Johnson	1	0	0.0	0	0.00	0	0	---	0/0	39.6
Team	**476**	**271**	**56.9**	**3104**	**6.52**	**16**	**15**	**69t**	**15/73**	**74.8**
Opponents	**604**	**404**	**66.9**	**4363**	**7.22**	**31**	**20**	**72t**	**32/224**	**91.2**

RECEIVING	No	Yds	Avg	Lg	TD
Johnson	50	503	10.1	69t	2
Washington	47	569	12.1	35	6
Scaife	45	440	9.8	27	1
Britt	42	701	16.7	57	3
Gage	28	383	13.7	49	3
Crumpler	27	222	8.2	27	1
Hall	12	79	6.6	15	0
Cook	9	74	8.2	17	0
Hawkins	7	110	15.7	32	0
White	3	14	4.7	7	0
M. Jones	1	9	9.0	9	0
Team	**271**	**3104**	**11.5**	**69t**	**16**
Opponents	**404**	**4363**	**10.8**	**72t**	**31**

INTERCEPTIONS	No	Yds	Avg	Lg	TD
Finnegan	5	194	38.8	80	1
Hood	3	91	30.3	43	1
Fuller	3	71	23.7	45t	2
Bulluck	3	45	15.0	23	0
Hope	3	24	8.0	24	0
Harper	1	4	4.0	4	0
Griffin	1	3	3.0	3	0
McRath	1	1	1.0	1	0
Team	**20**	**433**	**21.7**	**80**	**4**
Opponents	**15**	**121**	**8.1**	**26**	**0**

PUNTING	No	Yds	Avg	Net	TB	In	Lg	B
Kern LG	64	2910	45.5	38.5	10	27	67	0
Kern TM	37	1665	45.0	41.4	4	18	67	0
Hodges TM	22	868	39.5	31.8	2	1	50	0
Hentrich	9	422	46.9	44.1	0	3	60	0
Bironas	1	40	40.0	40.0	0	0	40	0
Team	**69**	**2995**	**43.4**	**38.7**	**6**	**22**	**67**	**0**
Opponents	**76**	**3364**	**44.3**	**39.5**	**7**	**32**	**64**	**0**

PUNT RETURNS	No	FC	Yds	Avg	Lg	TD
Pearman	11	8	112	10.2	18	0
Kaesviharn	9	8	34	3.8	10	0
Mouton	6	3	37	6.2	15	0
Finnegan	4	1	14	3.5	11	0
M. Jones	3	2	23	7.7	15	0
Team	**33**	**22**	**220**	**6.7**	**18**	**0**
Opponents	**29**	**17**	**208**	**7.2**	**37**	**0**

KICKOFF RETURNS	No	Yds	Avg	Lg	TD
Britt	24	523	21.8	56	0
M. Jones	13	264	20.3	27	0
Ringer	9	181	20.1	25	0
Pearman	8	174	21.8	27	0
Griffin	6	143	23.8	31	0
Crumpler	3	20	6.7	15	0
McCourty	3	72	24.0	27	0
Hall	1	12	12.0	12	0
Mouton	1	14	14.0	14	0
Stevens	1	14	14.0	14	0
Team	**69**	**1417**	**20.5**	**56**	**0**
Opponents	**71**	**1714**	**24.1**	**99t**	**1**

FIELD GOALS	1-19	20-29	30-39	40-49	50+
Bironas	0/0	8/8	4/6	10/12	5/6
Team	**0/0**	**8/8**	**4/6**	**10/12**	**5/6**
Opponents	**0/0**	**9/9**	**8/9**	**4/6**	**1/3**

Bironas/Titans: (37N,31B,45G) (40G) (38G) (29G) (49G,43G, 46G) () (48G,25G,45G) (21G,28G) (38G,60N,51G) (50G, 49N,53G) (52G,24G) (20G) (27G,34G,36G,50G) (24G,46G) (46G) (47N,47G)
Oppponents: (32G,33G) (38G,23G) (30G) (22G,50G,55N,33G) (23G) (39N,33G) () (40G,25G) (25G) (49N,26G,49N) (41G) (43G,52N,36G) () (23G,28G,45G) () (35G,20G)

SACKS

Ford 5.5, T. Brown 5, Hayes 4, J. Jones 4, Vanden Bosch 3, Hope 2, Tulloch 2, Fuller 1, Griffin 1, Kearse 1, Marks 1, Thornton 1, (group) 1, Haye 0.5

Titans 32, Opponents 15

TACKLES (Solo-Assists-Total)

Tulloch (95-37-132), Bulluck (83-35-118), Griffin (62-46-108), Hope (70-25-95), Vanden Bosch (41-45-86), W. Hayes (51-31-82), Harper (69-8-77), Finnegan (57-19-76), Brown (36-25-61), Thornton (46-14-60), J. Haye (29-26-55), Vickerson (24-25-49), Ball (19-19-38), Ford (22-16-38), McRath (25-13-38), Fuller (25-8-33), McCourty (20-10-30), Marks (9-14-23), J. Jones (15-6-21), Hood (14-4-18), Mouton (9-8-17), Allred (6-9-15), Kaesviharn (10-3-13), Kearse (5-6-11), C. Williams (5-2-7), Amato (0-0-0), Keglar (0-0-0), Nickey (0-0-0)

Team Totals: 847-454-1,301

USUAL STARTING LINEUP

OFFENSE

WR	Nate Washington (85)
LT	Michael Roos (71)
LG	Eugene Amano (54)
C	**Kevin Mawae (68)**
RG	Jake Scott (73)
RT	David Stewart (76)
TE	Bo Scaife (80)/Alge Crumpler (83)
WR	Justin Gage (12)
FB	Ahmard Hall (45)
QB	**Vince Young (10)**
RB	**Chris Johnson (28)**

DEFENSE

LE	William Hayes (95)
LT	Jovan Haye (75)
RT	Tony Brown (97)
RE	**Kyle Vanden Bosch (93)**
LLB	David Thornton (50)
MLB	Stephen Tulloch (55)
RLB	Keith Bulluck (53)
LCB	Nick Harper (20)
RCB	Cortland Finnegan (31)
SS	Chris Hope (24)
FS	Michael Griffin (33)

SPECIALISTS

K	Rob Bironas (2)
P	Brett Kern (6)

Pro Bowl
All-Pro

GM: Mike Reinfeldt; **Head Coach:** Jeff Fisher
Asst. Coaches: Mike Heimerdinger (off. coord.), Chuck Cecil (def. coord.), Dave McGinnis (asst. head coach/LB), Steve Watterson (asst. head coach/strength & conditioning), Earnest Byner (RB), Marty Galbraith (ST asst.), Fred Graves (WR), Tim Hauck (asst. secondary), Craig Johnson (QB), Dowell Loggains (off. qual. ctl.), Alan Lowry (ST), Mike Munchak (OL), Marcus Robertson (secondary), Rayna Stewart (def. asst./qual ctl.), Jim Washburn (DL), Richie Wessman (off. asst.), John Zernhelt (TE)

AMERICAN FOOTBALL CONFERENCE STANDINGS

AFC EAST	W	L	T	Pct
New England	10	6	0	.625
* N.Y. Jets	9	7	0	.563
Miami	7	9	0	.438
Buffalo	6	10	0	.375
AFC NORTH	**W**	**L**	**T**	**Pct**
Cincinnati	10	6	0	.625
* Baltimore	9	7	0	.563
Pittsburgh	9	7	0	.563
Cleveland	5	11	0	.313
AFC SOUTH	**W**	**L**	**T**	**Pct**
Indianapolis	14	2	0	.875
Houston	9	7	0	.563
Tennessee	**8**	**8**	**0**	**.500**
Jacksonville	7	9	0	.438
AFC WEST	**W**	**L**	**T**	**Pct**
San Diego	13	3	0	.813
Denver	8	8	0	.500
Oakland	5	11	0	.313
Kansas City	4	12	0	.250

NATIONAL FOOTBALL CONFERENCE STANDINGS

NFC EAST	W	L	T	Pct
Dallas	11	5	0	.688
* Philadelphia	11	5	0	.688
N.Y. Giants	8	8	0	.500
Washington	4	12	0	.250
NFC NORTH	**W**	**L**	**T**	**Pct**
Minnesota	12	4	0	.813
* Green Bay	11	5	0	.688
Chicago	7	9	0	.438
Detroit	2	14	0	.125
NFC SOUTH	**W**	**L**	**T**	**Pct**
New Orleans	13	3	0	.813
Atlanta	9	7	0	.563
Carolina	8	8	0	.500
Tampa Bay	3	13	0	.188
NFC WEST	**W**	**L**	**T**	**Pct**
Arizona	10	6	0	.625
San Francisco	8	8	0	.500
Seattle	5	11	0	.313
St. Louis	1	15	0	.063

* Wild Card for Playoffs

2008 SEASON (13-3 REGULAR SEASON, 0-1 PLAYOFFS) • 1ST PLACE AFC SOUTH

DATE	OPPONENT	SCORE	W/L	ATT
Sep. 7	JACKSONVILLE	17-10	W	69,143
Sep. 14	at Cincinnati	24-7	W	65,540
Sep. 21	HOUSTON	31-12	W	69,143
Sep. 28	MINNESOTA	30-17	W	69,143
Oct. 5	at Baltimore	13-10	W	71,131
Oct 12	BYE			
Oct. 19	at Kansas City	34-10	W	74,200
Oct. 27	INDIANAPOLIS	31-21	W	69,143
Nov. 2	GREEN BAY	19-16*	W	69,143
Nov. 9	at Chicago	21-14	W	62,124
Nov. 16	at Jacksonville	24-14	W	65,258
Nov. 23	NY JETS	13-34	L	69,143
Nov. 27	at Detroit	47-10	W	60,112
Dec. 7	CLEVELAND	28-9	W	69,143
Dec. 14	at Houston	12-13	L	70,831
Dec. 21	PITTSBURGH	31-14	W	69,143
Dec. 28	at Indianapolis	0-23	L	66,721
Jan. 10	**BALTIMORE**	**10-13**	**L**	**69,143**

* Overtime

	TITANS	OPP
Total First Downs	**268**	**276**
Rushing	108	81
Passing	143	166
Penalty	17	29
3rd Down: Made/Att	78/216	79/226
3rd Down Pct.	36.1	35.0
4th Down: Made/Att	5/11	8/18
4th Down Pct.	45.5	44.4
Possession Avg.	**29:09**	**30:51**
Total Net Yards	**5018**	**4698**
Avg. Per Game	313.6	293.6
Total Plays	973	1022
Avg. Per Play	5.2	4.6
Net Yards Rushing	**2199**	**1502**
Avg. Per Game	137.4	93.9
Total Rushes	508	403
Avg. Per Play	4.3	3.7
Net Yards Passing	**2819**	**3196**
Avg. Per Game	176.2	199.8
Sacked/Yards Lost	12/83	44/262
Gross Yards	2902	3458
Att./Comp.	453/265	575/342
Completion Pct.	58.5	59.5
Had Intercepted	9	20
Punts/Average	**87/42.8**	**87/42.3**
Net Punting Avg.	**36.5**	**36.2**
Penalties/Yards	**108/855**	**93/750**
Fumbles/Ball Lost	**18/8**	**28/11**
Touchdowns	**41**	**25**
Rushing	24	12
Passing	13	12
Returns	4	1

BY PERIODS	1	2	3	4	OT	PTS
Titans	**63**	**119**	**67**	**123**	**3**	**375**
Opponents	**49**	**87**	**34**	**64**	**0**	**234**

SCORING	TD	RU	PA	RT	PAT	FG	S	TP
Bironas	0	0	0	0	40/40	29/33	0	127
White	15	15	0	0	0/0	0/0	0	90
Johnson	10	9	1	0	0/0	0/0	0	60
Gage	6	0	6	0	0/0	0/0	0	36
Hall	2	0	2	0	0/0	0/0	0	14
Scaife	2	0	2	0	0/0	0/0	0	12
Griffin	1	0	2	1	0/0	0/0	0	6
Ball	1	0	0	1	0/0	0/0	0	6
Jones	1	0	1	0	0/0	0/0	0	6
Finnegan	1	0	0	1	0/0	0/0	0	6
Bulluck	1	0	0	1	0/0	0/0	0	6
Crumpler	1	0	1	0	0/0	0/0	0	6
Titans	**41**	**24**	**13**	**4**	**40/40**	**29/33**	**0**	**375**
Opponents	**25**	**12**	**12**	**1**	**24/24**	**20/30**	**0**	**234**

2-point conversions: Hall, **Titans 1-1, Opponents 0-1**

FUM/Lost: Collins 5/1, Carr 2/0, McCareins 2/2, Young 2/0, Crumpler 1/0, Hall 1/1, Hentrich 1/1, C. Johnson 1/1, Mawae 1/1, Scaife 1/0, White 1/1

RUSHING	No	Yds	Avg	Lg	TD
Johnson	251	1228	4.9	66t	9
White	200	773	3.9	80t	15
Ganther	9	61	6.8	22	0
Collins	25	49	2.0	17	0
Jones	2	35	17.5	28	0
Young	8	27	3.4	8	0
Hall	8	21	2.6	6	0
McCareins	2	8	4.0	4	0
Henry	1	3	3.0	3	0
Hentrich	2	-6	-3.0	0	0
Titans	**508**	**2199**	**4.3**	**80t**	**24**
Opponents	**403**	**1502**	**3.7**	**61t**	**12**

RECEIVING	No	Yds	Avg	Lg	TD
Scaife	58	561	9.7	44	2
Johnson	43	260	6.0	25	1
Jones	41	449	11.0	40	1
Gage	34	651	19.1	56t	6
McCareins	30	412	13.7	37	0
Crumpler	24	257	10.7	28	1
Hall	13	138	10.6	54	2
Hawkins	7	68	9.7	19	0
Ganther	6	43	7.2	15	0
White	5	16	3.2	7	0
Davis	2	31	15.5	21	0
Stevens	1	9	9.0	9	0
Williams	1	7	7.0	7	0
Titans	**265**	**2902**	**11.0**	**56t**	**13**
Opponents	**342**	**3458**	**10.1**	**65**	**12**

INTERCEPTIONS	No	Yds	Avg	Lg	TD
Griffin	7	172	24.6	83t	1
Finnegan	5	100	20.0	99t	1
Hope	4	53	13.3	39	0
Harper	2	11	5.5	15.0	0
Ball	1	15	15.0	15t	1
Carr	1	0	0.0	0	0
Titans	**20**	**351**	**17.6**	**99t**	**3**
Opponents	**9**	**88**	**9.8**	**33**	**0**

PUNTING	No	Yds	Avg	Net	TB	In	Lg	B
Hentrich	87	3725	42.8	36.5	13	27	75	0
Titans	**87**	**3725**	**42.8**	**36.5**	**13**	**27**	**75**	**0**
Opponents	**87**	**3676**	**42.3**	**36.2**	**10**	**28**	**66**	**1**

PUNT RETURNS	No	FC	Yds	Avg	Lg	TD
Carr	32	20	323	10.1	44	0
Davis	2	1	6	3.0	9	0
Titans	**34**	**21**	**329**	**9.7**	**44**	**0**
Opponents	**32**	**20**	**290**	**9.1**	**34**	**0**

KICKOFF RETURNS	No	Yds	Avg	Lg	TD
Carr	35	984	28.1	52	0
Hawkins	7	130	18.6	23	0
Davis	4	119	29.8	33	0
Griffin	2	32	16.0	28	0
Hall	2	21	10.5	13	0
Johnson	1	17	17.0	17	0
Stevens	1	16	16.0	16	0
Titans	**52**	**1319**	**25.4**	**52**	**0**
Opponents	**61**	**1524**	**25.0**	**59**	**0**

FIELD GOALS	1-19	20-29	30-39	40-49	50+
Bironas	0-0	6-6	7-7	15-19	1-1
Titans	**0-0**	**6-6**	**7-7**	**15-19**	**1-1**
Opponents	**0-0**	**9-10**	**6-10**	**4-8**	**1-2**

Bironas/Titans: (47G) (34G) (44G) (20G, 32G, 49G) (35G, 26G) (49G, 46G) (34G, 44G, 43N, 48G) (31G, 25G, 22G, 47N, 41G) (49N) (32G) (43G, 49G) (49G, 41G, 45G, 43G) ( ) (26G, 23G, 51G, 34G,) (42G) (48N)
Opponents: (37N,27G) (37N) (44G, 24G) (42G, 48N) (38G, 45N) (39N, 50N, 26G) ( ) (23G, 25G, 38G) (48B) ( ) (20G, 30G) (53G) (47G, 41G, 44N, 39G) (32G, 26N, 24G) (33N) (28G, 21G, 38G)

SACKS

Haynesworth 8.5, Ford 7, J. Jones 5, Ball 4.5, Vanden Bosch 4.5, Brown 4, Kearse 3.5, Vickerson 1.5, Finnegan 1, Griffin 1, Hayes 1, Hope 1, Tulloch 1, Bulluck 0.5
Titans 44, Opponents 12

TACKLES (Solo-Assists-Total)

Bulluck (83-37-120), Tulloch (62-36-98), Hope (71-22-93), Thornton (63-30-93), Griffin (49-32-81), Harper (70-10-80), Finnegan (61-18-79), Haynesworth (45-30-75), Brown (41-32-73), Ball (22-29-51), Jones (28-21-49), Kearse (35-13-48), Vanden Bosch (16-30-46), Ford (27-18-45), Fuller (35-8-43), Carr (24-9-33), Fowler (14-13-27), Vickerson (10-13-23), Hayes (13-8-21), King (9-1-10), Allred (7-1-8), Nickey (3-3-6), Keglar (3-2-5), Stamer (1-1-2), Amato (0-0-0), Gordon (0-0-0), Hill (0-0-0), Williams (0-0-0)
Team Totals: 792-417-1209

PASSING	Att	Cmp	Pct	Yards	Yds/Att	TD	Int	Lg	Sk/Yds	Rating
K.Collins	415	242	58.3	2676	6.4	12	7	56t	8/60	80.2
V.Young	36	22	61.1	219	6.1	1	2	54	3/13	64.5
C.Simms	2	1	50.0	7	3.5	0	0	7	1/10	78.8
Titans	**453**	**265**	**58.5**	**2902**	**6.4**	**13**	**9**	**56t**	**12/83**	**78.8**
Opponents	**575**	**342**	**59.5**	**3458**	**6.0**	**12**	**20**	**65**	**44/262**	**69.2**

USUAL STARTING LINEUP

OFFENSE

WR	Justin McCareins (19)
LT	**Michael Roos (71)**
LG	Eugene Amano (54)
C	**Kevin Mawae (68)**
RG	Jake Scott (73)
RT	David Stewart (76)
TE	Alge Crumpler (83)
WR	Justin Gage (12)
FB	Ahmard Hall (45)
QB	**Kerry Collins (5)**
RB	**Chris Johnson (28)**

DEFENSE

LE	Jevon Kearse (90)
LT	Tony Brown (97)
RT	**Albert Haynesworth (92)**
RE	Kyle Vanden Bosch (93)
LLB	David Thornton (50)
MLB	Stephen Tulloch (55)
RLB	Keith Bulluck (53)
LCB	Nick Harper (20)
RCB	**Cortland Finnegan (31)**
SS	**Chris Hope (24)**
FS	**Michael Griffin (33)**

SPECIALISTS

K	Rob Bironas (2)
P	Craig Hentrich (15)

Pro Bowl
All-Pro

GM: Mike Reinfeldt; **Head Coach:** Jeff Fisher
Asst. Coaches: Mike Heimerdinger (off. coord.), Jim Schwartz (def. coord.), Dave McGinnis (asst. head coach/LB), Bart Andrus (off. asst.), Matt Burke (def. asst./qual. ctl.), Earnest Byner (RB), Chuck Cecil (DB), Marty Galbraith (ST asst.), Fred Graves (WR), Craig Johnson (QB), Dowell Loggains (off. qual. ctl.), Alan Lowry (ST), Mike Munchak (OL), Marcus Robertson (asst. secondary), Jim Washburn (DL), Steve Watterson (asst. head coach/strength & conditioning), John Zernhelt (TE)

AMERICAN FOOTBALL CONFERENCE STANDINGS

AFC EAST	W	L	T	Pct
Miami	11	5	0	.688
New England	11	5	0	.688
N.Y. Jets	9	7	0	.563
Buffalo	7	9	0	.438
AFC NORTH	**W**	**L**	**T**	**Pct**
Pittsburgh	12	4	0	.750
* Baltimore	11	5	0	.688
Cincinnati	4	11	0	.281
Cleveland	4	12	0	.250
AFC SOUTH	**W**	**L**	**T**	**Pct**
Tennessee	**13**	**3**	**0**	**.813**
* Indianapolis	12	4	0	.750
Houston	8	8	0	.500
Jacksonville	5	11	0	.313
AFC WEST	**W**	**L**	**T**	**Pct**
San Diego	8	8	0	.500
Denver	8	8	0	.500
Oakland	5	11	0	.313
Kansas City	2	14	0	.125

NATIONAL FOOTBALL CONFERENCE STANDINGS

NFC EAST	W	L	T	Pct
N.Y. Giants	12	4	0	.750
* Philadelphia	9	6	1	.594
Dallas	9	7	0	.563
Washington	8	8	0	.500
NFC NORTH	**W**	**L**	**T**	**Pct**
Minnesota	10	6	0	.625
Chicago	9	7	0	.563
Green Bay	6	10	0	.375
Detroit	**0**	**16**	**0**	**.000**
NFC SOUTH	**W**	**L**	**T**	**Pct**
Carolina	12	4	0	.750
* Atlanta	11	5	0	.688
Tampa Bay	9	7	0	.563
New Orleans	8	8	0	.500
NFC WEST	**W**	**L**	**T**	**Pct**
Arizona	9	7	0	.563
San Francisco	7	9	0	.438
Seattle	4	12	0	.250
St. Louis	2	14	0	.125

* Wild Card for Playoffs

2007 SEASON (10-6 REGULAR SEASON, 0-1 PLAYOFFS) • 3RD PLACE AFC SOUTH

DATE	OPPONENT	SCORE	W/L	ATT
Sep. 9	at Jacksonville	13-10	W	65,437
Sep. 16	INDIANAPOLIS	20-22	L	69,143
Sep. 24	at New Orleans	31-14	W	70,002
Sep. 30	BYE			
Oct. 7	ATLANTA	20-13	W	69,143
Oct. 14	at Tampa Bay	10-13	L	65,347
Oct. 21	at Houston	38-36	W	70,734
Oct. 28	OAKLAND	13-9	W	69,143
Nov. 4	CAROLINA	20-7	W	69,143
Nov. 11	JACKSONVILLE	13-28	L	69,143
Nov. 19	at Denver	20-34	L	76,590
Nov. 25	at Cincinnati	6-35	L	65,489
Dec. 2	HOUSTON	28-20	W	69,143
Dec. 9	SAN DIEGO	17-23*	L	69,143
Dec. 16	at Kansas City	26-17	W	74,976
Dec. 23	N.Y. JETS	10-6	W	69,143
Dec. 30	at Indianapolis	16-10	W	57,202
Jan. 6	**at San Diego**	**6-17**	**L**	**65,640**

* Overtime

	TITANS	OPP
Total First Downs	**306**	**268**
Rushing	118	80
Passing	171	165
Penalty	17	23
3rd Down: Made/Att	89/217	97/230
3rd Down Pct.	41.0	42.2
4th Down: Made/Att	2/11	8/16
4th Down Pct.	18.2	50.0
Possession Avg.	**31:38**	**28:22**
Total Net Yards	**4987**	**4665**
Avg. Per Game	311.7	291.6
Total Plays	1037	978
Avg. Per Play	4.8	4.8
Net Yards Rushing	**2109**	**1478**
Avg. Per Game	131.8	92.4
Total Rushes	543	369
Avg. Per Play	3.9	4.0
Net Yards Passing	**2878**	**3187**
Avg. Per Game	179.9	199.2
Sacked/Yards Lost	30/199	40/241
Gross Yards	3077	3428
Att./Comp.	464/288	569/349
Completion Pct.	62.1	61.3
Had Intercepted	17	22
Punts/Average	**73/41.9**	**81/44.6**
Net Punting Avg.	**36.5**	**37.6**
Penalties/Yards	**101/773**	**90/745**
Fumbles/Ball Lost	**32/17**	**26/12**
Touchdowns	**28**	**35**
Rushing	17	11
Passing	9	21
Returns	2	3

BY PERIODS	1	2	3	4	OT	PTS
Titans	**59**	**64**	**98**	**80**	**0**	**301**
Opponents	**65**	**78**	**64**	**84**	**6**	**297**

SCORING	TD	RU	PA	RT	PAT	FG	S	TP
Bironas	0	0	0	0	28/28	35/39	0	133
White	7	7	0	0	0/0	0/0	0	42
C.Brown	5	5	0	0	0/0	0/0	0	30
R.Williams	4	0	4	0	0/0	0/0	0	24
Young	3	3	0	0	0/0	0/0	0	18
Henry	2	2	0	0	0/0	0/0	0	12
Jones	2	0	2	0	0/0	0/0	0	12
Fuller	2	0	0	2	0/0	0/0	0	12
Gage	2	0	2	0	0/0	0/0	0	12
Scaife	1	0	1	0	0/0	0/0	0	6
Titans	**28**	**17**	**9**	**2**	**28/28**	**35/39**	**0**	**301**
Opponents	**35**	**11**	**21**	**3**	**31/33**	**18/25**	**0**	**297**

2-Pt Conversions: Titans 0-0, Opponents 1-1

FUM/Lost: Young 10/3, Davis 6/3, White 5/5, Mawae 2/1, Scaife 2/2, Bell 1/1, C. Brown 1/1, Bulluck 1/0, Collins 1/1, Gage 1/0, Griffin 1/0, B. Jones 1/0, M. Williams (LG) 1/1

RUSHING	No	Yds	Avg	Lg	TD
White	303	1110	3.7	28	7
C.Brown	102	462	4.5	42	5
Young	93	395	4.2	21	3
Henry	31	119	3.8	24t	2
Jones	2	37	18.5	19	0
Davis	2	19	9.5	14	0
Hall	1	8	8.0	8	0
Barclay	1	3	3.0	3	0
Troupe	1	-1	-1.0	-1	0
Collins	3	-3	-1.0	-1	0
Hentrich	1	-8	-8.0	-8	0
Bell	1	-15	-15.0	-15	0
R.Williams	2	-17	-8.5	-6	0
Titans	**543**	**2109**	**3.9**	**42**	**17**
Opponents	**369**	**1478**	**4.0**	**62t**	**11**

PASSING	Att	Cmp	Pct	Yards	Yds/Att	TD	Int	Lg	Sk/Yds	Rating
Young	382	238	62.3	2546	6.7	9	17	73	25/157	71.1
Collins	82	50	61.0	531	6.5	0	0	46	5/42	79.9
Titans	**464**	**268**	**62.1**	**3077**	**6.6**	**9**	**17**	**73**	**30/199**	**72.6**
Opponents	**569**	**349**	**61.3**	**3428**	**6.0**	**21**	**22**	**69t**	**40/241**	**74.5**

RECEIVING	No	Yds	Avg	Lg	TD
Gage	55	750	13.6	73	2
R.Williams	55	719	13.1	48	4
Scaife	46	421	9.2	26	1
Moulds	32	342	10.7	46	0
Jones	21	248	11.8	35t	2
White	20	114	5.7	15	0
C.Brown	19	128	6.7	16	0
Hartstock	12	138	11.5	27	0
Hall	9	60	6.7	11	0
Henry	6	53	8.8	18	0
Troupe	5	47	9.4	13	0
Davis	5	38	7.6	13	0
Barclay	2	13	6.5	7	0
Ealy	1	6	6.0	6	0
Titans	**288**	**3077**	**10.7**	**73**	**9**
Opponents	**349**	**3428**	**9.8**	**69t**	**21**

INTERCEPTIONS	No	Yds	Avg	Lg	TD
Bulluck	5	63	12.6	35	0
Harper	3	62	20.7	32	0
Griffin	3	3	1.0	3	0
Fuller	2	137	68.5	76t	2
Hope	2	45	22.5	45	0
Lowry	2	18	9.0	17	0
Thornton	2	16	8.0	11	0
Finnegan	1	14	14.0	14	0
Hill	1	0	0.0	0	0
LaBoy	1	0	0.0	0	0
Titans	**22**	**358**	**16.3**	**76t**	**2**
Opponents	**17**	**116**	**6.8**	**23**	**0**

PUNTING	No	Yds	Avg	Net	TB	In	Lg	B
Hentrich	70	2939	42.0	36.5	6	24	66	0
Miller	3	121	40.3	37.0	0	1	52	0
Titans	**73**	**3060**	**41.9**	**36.5**	**6**	**25**	**66**	**0**
Opponents	**81**	**3615**	**44.6**	**37.6**	**10**	**23**	**70**	**0**

PUNT RETURNS	No	FC	Yds	Avg	Lg	TD
Davis	31	12	293	9.5	39	0
Jones	6	0	29	4.8	13	0
Barclay	3	1	34	11.3	19	0
Finnegan	2	3	11	5.5	9	0
Titans	**42**	**16**	**367**	**8.7**	**39**	**0**
Opponents	**31**	**16**	**274**	**8.8**	**80t**	**1**

KICKOFF RETURNS	No	Yds	Avg	Lg	TD
Griffin	18	422	23.4	48	0
Barclay	14	304	21.7	37	0
Henry	13	272	20.9	46	0
Davis	2	37	18.5	19	0
Troupe	2	21	10.5	12	0
Lowry	1	15	15.0	15	0
Hartsock	1	14	14.0	14	0
Cramer	1	13	13.0	13	0
Titans	**52**	**1098**	**21.1**	**48**	**0**
Opponents	**58**	**1404**	**24.2**	**76**	**0**

FIELD GOALS	1-19	20-29	30-39	40-49	50+
Bironas	0-0	10-12	12-12	9-10	4-5
Titans	**0-0**	**10-12**	**12-12**	**9-10**	**4-5**
Opponents	**0-0**	**7-8**	**5-6**	**3-5**	**3-6**

Bironas/Titans: (20G, 31G), (30G, 36G), (33G, 27N), (30G, 40G, 47N), (48G), (52G, 25G, 21G, 30G, 28G, 43G, 29G, 29G), (35G, 23G), (47G, 53G), (36G, 49G), (56G, 37G), (28G, 23G), (53N), (44G, 29N), (37G, 37G, 40G, 25G), (46G) (40G, 54G, 33G)
Opponents: (22G), (22G, 39G, 20G, 36N), (), (32G, 53N, 28G, 48N, 50N), (23G, 43G), (), (50G, 43G, 54G), (40N), (), (21G, 39G), (26N), (45G, 50G), (20G), (36G), (51N), (37G)

SACKS

Vanden Bosch 12.0, Odom 8.0, Haynesworth 6.0, LaBoy 6.0, T.Brown 4.0, Finnegan 1.0, Fuller 1.0, Nickey 1.0, Thornton 1.0
Titans 40.0, Opponents 30.0

TACKLES (Solo-Assists-Total)

Thornton (97-43-140), Vanden Bosch (65-50-115), Bulluck (75-34-109), Finnegan (84-25-109), T.Brown (46-37-83), Harper (75-5-80), Fowler (42-31-73), Haynesworth (41-28-69), Hope (39-21-60), Lowry (41-20-61), Griffin (34-15-49), Odom (24-20-44), Starks (21-18-39), Tulloch (28-8-36), Fuller (27-8-35), LaBoy (15-5-20), Hill (13-1-14), Fisher (5-4-9), Veal (4-4-8), King (5-2-7), Conover (2-2-4), Herndon (3-0-3), Vickerson (2-1-3), Gardner (1-0-1), Nickey (1-0-1), Simon (0-1-1), Amato (0-0-0), Mahelona (0-0-0), Woods (0-0-0)
Team Totals: 790-383-1173

USUAL STARTING LINEUP

OFFENSE

WR	Roydell Williams (86)
LT	Michael Roos (71)
LG	Jacob Bell (60)
C	Kevin Mawae (68)
RG	Benji Olson (75)
RT	David Stewart (76)
TE	Bo Scaife (80)
WR	Justin Gage (12)
TE	Ben Hartsock (88)
QB	Vince Young (10)
RB	LenDale White (25)

DEFENSE

LE	Antwan Odom (98)
LT	Tony Brown (97)
RT	**Albert Haynesworth (92)**
RE	**Kyle Vanden Bosch (93)**
LLB	David Thornton (50)
MLB	Ryan Fowler (52)
RLB	Keith Bulluck (53)
LCB	Nick Harper (20)
RCB	Cortland Finnegan (31)
SS	Chris Hope (24)
FS	Michael Griffin (33)

SPECIALISTS

K	**Rob Bironas (2)**
P	Craig Hentrich (15)

Pro Bowl
All-Pro

GM: Mike Reinfeldt; **Head Coach:** Jeff Fisher
Asst. Coaches: Norm Chow (off. coord.), Jim Schwartz (def. coord.), Dave McGinnis (Asst. head coach/LB), Sherman Smith (Asst. head coach/RB), Matt Burke (def. asst.), Chuck Cecil (DB), Marty Galbraith (ST asst.), Fred Graves (WR), Craig Johnson (QB), Alan Lowry (ST), Mike Munchak (OL), Marcus Robertson (Asst. Secondary), Jim Washburn (DL), Steve Watterson (strength & rehab.), John Zernhelt (TE)

AMERICAN FOOTBALL CONFERENCE STANDINGS

	W	L	T	Pct
AFC EAST	**W**	**L**	**T**	**Pct**
New England	16	0	0	1.000
Buffalo	7	9	0	.438
N.Y. Jets	4	12	0	.259
Miami	1	15	0	.063
AFC NORTH	**W**	**L**	**T**	**Pct**
Pittsburgh	10	6	0	.625
Cleveland	10	6	0	.625
Cincinnati	7	9	0	.438
Baltimore	5	11	0	.313
AFC SOUTH	**W**	**L**	**T**	**Pct**
Indianapolis	13	3	0	.813
* Jacksonville	11	5	0	.688
*** Tennessee**	**10**	**6**	**0**	**.625**
Houston	8	8	0	.500
AFC WEST	**W**	**L**	**T**	**Pct**
San Diego	11	5	0	.688
Denver	7	9	0	.438
Kansas City	4	12	0	.250
Oakland	4	12	0	.250

NATIONAL FOOTBALL CONFERENCE STANDINGS

	W	L	T	Pct
NFC EAST	**W**	**L**	**T**	**Pct**
Dallas	13	3	0	.667
* N.Y. Giants	10	6	0	.625
* Washington	9	7	0	.563
Philadelphia	8	8	0	.500
NFC NORTH	**W**	**L**	**T**	**Pct**
Green Bay	13	3	0	.813
Minnesota	8	8	0	.500
Detroit	7	9	0	.438
Chicago	**7**	**9**	**0**	**.438**
NFC SOUTH	**W**	**L**	**T**	**Pct**
Tampa Bay	9	7	0	.563
Carolina	7	9	0	.438
New Orleans	7	9	0	.438
Atlanta	4	12	0	.250
NFC WEST	**W**	**L**	**T**	**Pct**
Seattle	10	6	0	.625
Arizona	8	8	0	.500
San Francisco	5	11	0	.313
St. Louis	3	13	0	.188

* Wild Card for Playoffs

2006 SEASON (8-8 REGULAR SEASON) • 2ND PLACE AFC SOUTH

DATE	OPPONENT	SCORE	W/L	ATT
Sep. 10	N.Y. JETS	16-23	L	69,143
Sep. 17	at San Diego	7-40	L	64,344
Sep. 24	at Miami	10-13	L	72,733
Oct. 1	DALLAS	14-45	L	69,143
Oct. 8	at Indianapolis	13-14	L	57,021
Oct. 15	at Washington	25-22	W	88,550
Oct. 22	BYE			
Oct. 29	HOUSTON	28-22	W	69,143
Nov. 5	at Jacksonville	7-37	L	66,524
Nov. 12	BALTIMORE	26-27	L	69,143
Nov. 19	at Philadelphia	31-13	W	69,232
Nov. 26	N.Y. GIANTS	24-21	W	69,143
Dec. 3	INDIANAPOLIS	20-17	W	69,143
Dec. 10	at Houston	26-20*	W	70,760
Dec. 17	JACKSONVILLE	24-17	W	69,143
Dec. 24	at Buffalo	30-29	W	54,765
Dec. 31	NEW ENGLAND	23-40	L	69,143

* Overtime

	TITANS	OPP
Total First Downs	**261**	**329**
Rushing	105	121
Passing	133	181
Penalty	23	27
3rd Down: Made/Att	67/205	90/221
3rd Down Pct.	32.7	40.7
4th Down: Made/Att	7/17	10/17
4th Down Pct.	41.2	58.8
Possession Avg.	**27:17**	**32:43**
Total Net Yards	**4810**	**5915**
Avg. Per Game	300.6	369.7
Total Plays	945	1062
Avg. Per Play	5.1	5.6
Net Yards Rushing	**2214**	**2313**
Avg. Per Game	138.4	144.6
Total Rushes	469	506
Avg. Per Play	4.7	4.6
Net Yards Passing	**2596**	**3602**
Avg. Per Game	162.3	225.1
Sacked/Yards Lost	29/152	26/148
Gross Yards	2748	3750
Att./Comp.	447/226	530/335
Completion Pct.	50.6	63.2
Had Intercepted	19	17
Punts/Average	**88/42.7**	**68/42.5**
Net Punting Avg.	**37.3**	**34.4**
Penalties/Yards	**94/803**	**102/906**
Fumbles/Ball Lost	**29/7**	**19/11**
Touchdowns	**36**	**46**
Rushing	15	20
Passing	13	24
Returns	8	2

BY PERIODS	1	2	3	4	OT	PTS
Titans	**52**	**87**	**81**	**98**	**6**	**324**
Opponents	**84**	**116**	**85**	**115**	**0**	**400**

SCORING	TD	RU	PA	RT	PAT	FG	S	TP
Bironas	0	0	0	0	32/32	22/28	0	98
Henry	7	7	0	0	0/0	0/0	0	44
Young	7	7	0	0	0/0	0/0	0	44
A.Jones	4	0	0	4	0/0	0/0	0	24
B.Jones	4	0	4	0	0/0	0/0	0	24
Bennett	3	0	3	0	0/0	0/0	0	20
Scaife	3	1	2	0	0/0	0/0	0	18
Troupe	2	0	2	0	0/0	0/0	0	12
Wade	2	0	2	0	0/0	0/0	0	12
T.Brown	1	0	0	1	0/0	0/0	0	6
Bulluck	1	0	0	1	0/0	0/0	0	6
Hope	1	0	0	1	0/0	0/0	0	6
Finnegan	1	0	0	1	0/0	0/0	0	6
Titans	**36**	**15**	**13**	**8**	**32/32**	**22/28**	**2**	**324**
Opponents	**46**	**20**	**24**	**2**	**41/44**	**27/33**	**0**	**400**

2-Pt Conversions: Bennett, Henry, Young,
Titans 3-3, Opponents 1-2

RUSHING	No	Yds	Avg	Lg	TD
Henry	270	1211	4.5	70t	7
Young	83	552	6.7	39t	7
White	61	244	4.0	26	0
C.Brown	41	156	3.8	21	0
Hall	7	21	3.0	11	0
Scaife	1	13	13.0	13t	1
A.Jones	2	8	4.0	7	0
Roby	1	3	3.0	3	0
B.Jones	1	3	3.0	3	0
Givens	1	3	3.0	3	0
Nickey	1	0	0.0	0	0
Titans	**469**	**2214**	**4.7**	**70t**	**15**
Opponents	**506**	**2313**	**4.6**	**73**	**20**

RECEIVING	No	Yds	Avg	Lg	TD
Bennett	46	737	16.0	39	3
Wade	33	461	14.0	25	2
Scaife	29	370	12.8	34	2
B.Jones	27	384	14.2	53	4
Henry	18	78	4.3	12	0
Hall	15	138	9.2	28	0
White	14	60	4.3	13	0
Troupe	13	150	11.5	32	2
R.Williams	8	121	15.1	20	0
Givens	8	104	13.0	27	0
Hartsock	6	68	11.3	23	0
A.Jones	2	31	15.5	17	0
Roby	2	28	14.0	21	0
Cramer	2	8	4.0	6	0
C.Brown	2	4	2.0	4	0
Wallace	1	6	6.0	6	0
Titans	**226**	**2748**	**12.2**	**53**	**13**
Opponents	**335**	**3750**	**11.2**	**68t**	**24**

INTERCEPTIONS	No	Yds	Avg	Lg	TD
Hope	5	105	21.0	61t	1
A.Jones	4	130	32.5	83t	1
Thompson	3	14	4.7	11	0
Hill	2	20	10.0	11	0
Sirmon	1	13	13.0	13	0
Bulluck	1	0	0.0	0	0
Tulloch	1	0	0.0	0	0
Titans	**17**	**282**	**16.6**	**83t**	**2**
Opponents	**19**	**250**	**13.2**	**55t**	**2**

PUNTING	No	Yds	Avg	Net	TB	In	Lg	B
Hentrich	88	3760	42.7	37.3	10	32	73	0
Titans	**88**	**3760**	**42.7**	**37.3**	**10**	**32**	**73**	**0**
Opponents	**68**	**2888**	**42.5**	**34.4**	**4**	**18**	**61**	**1**

PUNT RETURNS	No	FC	Yds	Avg	Lg	TD
A.Jones	34	3	440	12.9	90t	3
Wade	3	3	27	9.0	18	0
Titans	**37**	**6**	**467**	**12.6**	**90t**	**3**
Opponents	**33**	**24**	**278**	**8.4**	**39**	**0**

KICKOFF RETURNS	No	Yds	Avg	Lg	TD
Wade	50	1194	23.9	48	0
A.Jones	20	521	26.1	70	0
Scaife	4	64	16.0	18	0
Cramer	3	37	12.3	21	0
White	1	14	14.0	14	0
Hartsock	1	5	5.0	5	0
Titans	**79**	**1835**	**23.2**	**70**	**0**
Opponents	**58**	**1263**	**21.8**	**52**	**0**

FIELD GOALS	1-19	20-29	30-39	40-49	50+
Bironas	0-0	10-11	7-7	4-8	1-2
Titans	**0-0**	**10-11**	**7-7**	**4-8**	**1-2**
Opponents	**1-1**	**10-11**	**6-10**	**10-10**	**0-1**

Bironas/Titans: () () (51N, 22G) (33G, 39G) (22G, 47G) (32G, 26G, 30G) () () (21G, 41N, 43B) (36G) (48N, 49G) (25G, 60G) (41G, 33G) (44N, 27G) (42G, 20G, 30G) (25G, 23N, 27G, 27G)
Opponents: (18G, 34N, 30N) (28G, 31G, 35G, 44G) (40G, 30N, 39G) (26N, 43G) () () (27G) (47G, 21G, 39G) (27G, 40G) (42G, 38G) () (53N,20G) (49G, 46G) (43G) (21G, 36G, 45G, 21G, 24G) (28G, 26G, 33N)

SACKS

Vanden Bosch 6.5, LaBoy 3.5, Starks 3.0, Bulluck 2.5, Haynesworth 2.0, Finnegan 2.0, T.Brown 1.5, Mahelona 1.0, A.Jones 1.0, Bockwoldt 1.0, Odom 0.5, Smith 0.5, Sirmon 0.5, Tulloch 0.5
Titans 26.0, Opponents 29.0

TACKLES (Solo-Assists-Total)

Bulluck (107-54-161), Hope (99-29-128), Thornton (93-29-122), Vanden Bosch (67-51-118), Sirmon (67-38-105), Thompson (58-19-77), Smith (43-33-76), P.Jones (54-13-67), Hill (41-18-59), Haynesworth (34-25-59), Finnegan (47-10-57), LaBoy (31-26-57), Starks (36-20-56), T. Brown (33-18-51), Tulloch (23-14-37), Conover (12-9-21), Mahelona (12-9-21), Fuller (11-4-15), Odom (9-6-15), Bockwoldt (4-3-7), Scott (2-3-5), Woolfolk (4-0-4), Savage (2-2-4), Amato (2-1-3), Reynolds (2-0-2), Lowry (0-1-1)
Team Totals: 893-435-1328

PASSING	Att	Cmp	Pct	Yards	Yds/Att	TD	Int	Lg	Sk/Yds	Rating
Young	357	184	51.5	2199	6.2	12	13	53	25/129	66.7
Collins	90	42	46.7	549	6.1	1	6	36	4/23	42.3
Titans	**447**	**226**	**50.6**	**2748**	**6.1**	**13**	**19**	**53**	**29/152**	**61.8**
Opponents	**530**	**335**	**63.2**	**3750**	**7.1**	**24**	**17**	**68t**	**26/148**	**86.0**

USUAL STARTING LINEUP

OFFENSE

WR	Brandon Jones (81)
LT	Michael Roos (71)
LG	Jacob Bell (60)
C	Kevin Mawae (68)
RG	Benji Olson (75)
RT	David Stewart (76)
TE	Bo Scaife (80)
WR	Drew Bennett (83)
FB	Ahmard Hall (45)
QB	**Vince Young (10)**
RB	Travis Henry (20)

DEFENSE

LE	Kyle Vanden Bosch (93)
LT	Robaire Smith (98)
RT	Albert Haynesworth (92)
RE	Travis LaBoy (91)
LLB	David Thornton (50)
MLB	Peter Sirmon (59)
RLB	Keith Bulluck (53)
LCB	Reynaldo Hill (21)
RCB	Pacman Jones (32)
SS	Chris Hope (24)
FS	Lamont Thompson (28)

SPECIALISTS

K	Rob Bironas (2)
P	Craig Hentrich (15)

Pro Bowl
All-Pro

GM: Floyd Reese; **Head Coach:** Jeff Fisher
Asst. Coaches: Norm Chow (off. coord.), Jim Schwartz (def. coord.), Dave McGinnis (Asst. head coach/LB), Sherman Smith (Asst. head coach/RB), Matt Burke (def. asst.), Chuck Cecil (S/nickel), Marty Galbraith (ST asst.), Craig Johnson (QB), Alan Lowry (ST), Mike Munchak (OL), Ray Sherman (WR), Jim Washburn (DL), Steve Watterson (strength & rehab.), Everett Withers (DB), John Zernhelt (TE)

AMERICAN FOOTBALL CONFERENCE STANDINGS

AFC EAST	W	L	T	Pct
New England	12	4	0	.750
* N.Y. Jets	10	6	0	.625
Buffalo	7	9	0	.438
Miami	6	10	0	.375
AFC NORTH	**W**	**L**	**T**	**Pct**
Baltimore	13	3	0	.812
Cincinnati	8	8	0	.500
Pittsburgh	8	8	0	.500
Cleveland	4	12	0	.250
AFC SOUTH	**W**	**L**	**T**	**Pct**
Indianapolis	12	4	0	.750
Tennessee	**8**	**8**	**0**	**.500**
Jacksonville	8	8	0	.500
Houston	6	10	0	.375
AFC WEST	**W**	**L**	**T**	**Pct**
San Diego	14	2	0	.875
* Kansas City	9	7	0	.562
Denver	9	7	0	.562
Oakland	2	14	0	.125

NATIONAL FOOTBALL CONFERENCE STANDINGS

NFC EAST	W	L	T	Pct
Philadelphia	10	6	0	.625
* Dallas	9	7	0	.562
* N.Y. Giants	8	8	0	.500
Washington	5	11	0	.312
NFC NORTH	**W**	**L**	**T**	**Pct**
Chicago	13	3	0	.812
Green Bay	8	8	0	.500
Minnesota	6	10	0	.375
Detroit	3	13	0	.188
NFC SOUTH	**W**	**L**	**T**	**Pct**
New Orleans	10	6	0	.625
Carolina	8	8	0	.500
Atlanta	7	9	0	.438
Tampa Bay	4	12	0	.250
NFC WEST	**W**	**L**	**T**	**Pct**
Seattle	9	7	0	.562
St. Louis	8	8	0	.500
San Francisco	7	9	0	.438
Arizona	5	11	0	.312

* Wild Card for Playoffs

2005 SEASON (4-12 REGULAR SEASON) • 3RD PLACE AFC SOUTH

DATE	OPPONENT	SCORE	W/L	ATT
Sep. 11	at Pittsburgh	7-34	L	62,931
Sep. 18	BALTIMORE	25-10	W	69,149
Sep. 25	at St. Louis	27-31	L	65,835
Oct. 2	INDIANAPOLIS	10-31	L	69,149
Oct. 9	at Houston	34-20	W	70,430
Oct. 16	CINCINNATI	23-31	L	69,149
Oct. 23	at Arizona	10-20	L	39,482
Oct. 30	OAKLAND	25-34	L	69,149
Nov. 6	at Cleveland	14-20	L	72,594
Nov. 13	BYE			
Nov. 20	JACKSONVILLE	28-31	L	69,149
Nov. 27	SAN FRANCISCO	33-22	W	69,149
Dec. 4	at Indianapolis	3-35	L	57,228
Dec. 11	HOUSTON	13-10	W	69,149
Dec. 18	SEATTLE	24-28	L	69,149
Dec. 24	at Miami	10-24	L	72,001
Jan. 1	at Jacksonville	13-40	L	65,485

* Overtime

	TITANS	OPP
Total First Downs	**279**	**294**
Rushing	72	89
Passing	191	180
Penalty	16	25
3rd Down: Made/Att	75/218	71/200
3rd Down Pct.	34.4	35.5
4th Down: Made/Att	9/31	7/11
4th Down Pct.	29.0	63.6
Possession Avg.	**31:13**	**28:47**
Total Net Yards	**5122**	**5110**
Avg. Per Game	320.1	319.4
Total Plays	1022	960
Avg. Per Play	5.0	5.3
Net Yards Rushing	**1525**	**1894**
Avg. Per Game	95.3	118.4
Total Rushes	397	449
Avg. Per Play	3.8	4.2
Net Yards Passing	**3597**	**3216**
Avg. Per Game	224.8	201.0
Sacked/Yards Lost	31/200	41/246
Gross Yards	3797	3462
Att./Comp.	594/358	470/296
Completion Pct.	60.3	63.0
Had Intercepted	14	9
Punts/Average	**78/43.2**	**85/44.1**
Net Punting Avg.	**78/37.8**	**85/37.5**
Penalties/Yards	**125/1002**	**95/718**
Fumbles/Ball Lost	**27/12**	**20/11**
Touchdowns	**33**	**51**
Rushing	8	12
Passing	20	33
Returns	5	6

BY PERIODS	1	2	3	4	OT	PTS
Titans	**50**	**88**	**83**	**78**	**0**	**299**
Opponents	**79**	**132**	**108**	**102**	**0**	**421**

SCORING	TD	RU	PA	RT	PAT	FG	S	TP
Bironas	0	0	0	0	30/32	23/29	0	99
Brown	7	5	2	0			0	42
Bennett	4	0	4	0			0	24
Troupe	4	0	4	0			0	24
B. Jones	2	0	2	0			0	12
Kinney	2	0	2	0			0	12
Odom	2	0	0	2			0	12
Payton	2	2	0	0			0	12
Scaife	2	0	2	0			0	12
R. Williams	2	0	2	0			0	12
Fleming	1	0	1	0			0	6
Hill	1	0	0	1			0	6
P. Jones	1	0	0	1			0	6
Kassell	1	0	0	1			0	6
McNair	1	1	0	0			0	6
Roby	1	0	1	0			0	6
Wade LG	1	0	0	1			0	6
Reynolds	0	0	0	0			1	2
Titans	**33**	**8**	**20**	**5**	**30/32**	**23/29**	**1**	**299**
Opponents	**51**	**12**	**33**	**6**	**48/49**	**21/27**	**0**	**421**

2-Pt Conversions: Titans 0-1, Opponents 2-2

RUSHING	No	Yds	Avg	Lg	TD
Brown	224	851	3.8	38t	5
Henry	88	335	3.8	29	0
McNair	32	139	4.3	19	1
Payton	33	105	3.2	15	2
Mauck	7	39	5.6	12	0
Nash	6	32	5.3	8	0
Roby	2	16	8.0	11	0
Bennett	1	3	3.0	3	0
Volek	1	3	3.0	3	0
B. Jones	1	1	1.0	1	0
Wade LG	1	1	1.0	1	0
Wade TM	1	1	1.0	1	0
Hentrich	1	0	0.0	0	0
Titans	**397**	**1525**	**3.8**	**38t**	**8**
Opponents	**449**	**1894**	**4.2**	**52**	**12**

PASSING	Att	Cmp	Pct	Yards	Yds/Att	TD	Int	Lg	Sk/Yds	Rating
McNair	476	292	61.3	3161	6.64	16	11	57	20/134	82.4
Volek	88	50	56.8	474	5.39	4	2	55t	9/45	77.6
Mauck	27	15	55.6	136	5.04	0	1	17	1/8	53.9
Hentrich	2	1	50.0	26	13.0	0	0	26	0/0	95.8
Bennett	1	0	0.0	0	0.0	0	0	0	0/0	39.6
P. Jones	0	0	---	0	---	0	0	---	1/13	---
Titans	**594**	**358**	**60.3**	**3797**	**6.39**	**20**	**14**	**57**	**31/200**	**80.3**
Opponents	**470**	**296**	**63.0**	**3462**	**7.37**	**33**	**9**	**63t**	**41/246**	**100.7**

RECEIVING	No	Yds	Avg	Lg	TD
Bennett	58	738	12.7	55t	4
Kinney	55	543	9.9	27	2
Troupe	55	530	9.6	35	4
Scaife	37	273	7.4	19	2
Brown	25	327	13.1	57	2
B. Jones	23	299	13.0	38t	2
Calico	22	191	8.7	18	0
R. Williams	21	299	14.2	50t	2
Roby	21	289	13.8	32	1
Wade LG	14	120	8.6	17	0
Wade TM	4	40	10.0	15	0
Henry	13	117	9.0	42	0
Fleming	10	69	6.9	18	1
Payton	6	30	5.0	9	0
Nash	3	14	4.7	7	0
Guenther	2	13	6.5	8	0
Nickey	1	26	26.0	26	0
Small	1	6	6.0	6	0
Roos	1	-7	-7.0	-7	0
Titans	**358**	**3797**	**10.6**	**57**	**20**
Opponents	**296**	**3462**	**11.7**	**63t**	**33**

INTERCEPTIONS	No	Yds	Avg	Lg	TD
Hill	3	88	29.3	52t	1
Bulluck	2	16	8.0	16	0
Kassell	1	21	21.0	21t	1
Woolfolk	1	3	3.0	3	0
T. Williams	1	1	1.0	1	0
Thompson	1	0	0.0	0	0
Titans	**9**	**129**	**14.3**	**52t**	**2**
Opponents	**14**	**293**	**20.9**	**85t**	**4**

PUNTING	No	Yds	Avg	Net	TB	In	Lg	B
Hentrich	78	3371	43.2	37.8	14	21	59	0
Titans	**78**	**3371**	**43.2**	**37.8**	**14**	**21**	**59**	**0**
Opponents	**85**	**3746**	**44.1**	**37.5**	**7**	**16**	**74**	**1**

PUNT RETURNS	No	FC	Yds	Avg	Lg	TD
Wade LG	33	9	317	9.6	73t	1
P. Jones	29	8	272	9.4	52t	1
Thurman TM	9	5	31	3.4	11	0
B. Jones	5	0	75	15.0	32	0
Thompson	1	0	31	31.0	31	0
Ta. Williams	1	0	9	9.0	9	0
Titans	**45**	**13**	**418**	**9.3**	**52t**	**1**
Opponents	**32**	**20**	**144**	**4.5**	**15**	**0**

KICKOFF RETURNS	No	Yds	Avg	Lg	TD
P. Jones	43	1127	26.2	85	0
Roby	22	495	22.5	59	0
Payton	2	24	12.0	24	0
Thurman TM	2	42	21.0	25	0
Fleming	1	9	9.0	9	0
Titans	**70**	**1697**	**24.2**	**85**	**0**
Opponents	**57**	**1290**	**22.6**	**50**	**0**

FIELD GOALS	1-19	20-29	30-39	40-49	50+
Bironas	0/0	10/10	6/7	5/7	2/5
Titans	**0/0**	**10/10**	**6/7**	**5/7**	**2/5**
Opponents	**1/1**	**6/6**	**9/14**	**5/5**	**0/1**

Bironas/Titans: (47N) (39G, 29G, 47G) (41G, 39G) (34G, 38N) (52G, 58N, 49G) (24G, 29G, 47G) (53G) (39G, 24G) (50N) ( ) (35G, 41G, 21G, 22G) (51N, 24G) (46N, 23G, 21G) (38G) (24G) ( )
Opponents: (44G, 27G) (30G) (46G) (20G) (32G, 38G, 43G, 47G) (52N, 21G) (33G, 24G) (22G, 32G) (37G, 19G, 39N) (31G) (34N) ( ) (30G, 37B, 31N) (36B) (25G) (46G, 38G)

SACKS

Vanden Bosch 12.5, LaBoy 6.5, Bulluck 5, Long 3.5, Haynesworth 3, Starks 3, Sirmon 2.5, Odom 2, Schobel 1, Thompson 1, Clauss 0.5, Waddell 0.5

Titans 41, Opponents 31

TACKLES (Solo-Assists-Total)

Bulluck (106-44-150), Vanden Bosch (55-45-100), Sirmon (56-33-89), Kassell (56-33-89), Haynesworth (52-33-85), T. Williams (65-18-83), Thompson (63-15-78), Starks (40-38-78), LaBoy (36-28-64), P. Jones (43-10-53), Woolfolk (42-10-52), Odom (28-22-50), Long (30-19-49), Hill (40-6-46), Clauss (13-17-30), Boiman (13-15-28), Waddell (13-4-17), Reynolds (9-5-14), Schobel (7-4-11), Beckham (9-1-10), Sandy (1-1-2), Spencer (1-0-1), Nickey (1-0-1), Gardner (0-0-0), Fuller (0-0-0)

Team Totals: 779-401-1180

USUAL STARTING LINEUP

OFFENSE

WR	Drew Bennett (83)
LT	Brad Hopkins (72)
LG	Zach Piller (69)
C	Justin Hartwig (77)
RG	Benji Olson (75)
RT	Michael Roos (71)
TE	Erron Kinney (88)
WR	Brandon Jones (81)
FB/TE	Troy Fleming (44)/Ben Troupe (84)
QB	**Steve McNair (9)**
RB	Chris Brown (29)

DEFENSE

LE	**Kyle Vanden Bosch (93)**
LT	Randy Starks (90)
RT	Albert Haynesworth (92)
RE	Antwan Odom (98)
LLB	Peter Sirmon (59)
MLB	Brad Kassell (55)
RLB	Keith Bulluck (53)
LCB	Reynaldo Hill (21)
RCB	Pacman Jones (32)
SS	Tank Williams (25)
FS	Lamont Thompson (28)

SPECIALISTS

K	Rob Bironas (2)
P	Craig Hentrich (15)

Pro Bowl

All-Pro

GM: Floyd Reese; **Head Coach:** Jeff Fisher
Asst. Coaches: Norm Chow (off. coord.), Jim Schwartz (def. coord.), George Henshaw (asst. head coach/off.), Dave McGinnis (LB), Chuck Cecil (S/nickel), Marty Galbraith (ST asst.), Ned James (off. asst.), Craig Johnson (QB), Alan Lowry (ST), Mike Munchak (OL), Ray Sherman (WR), Sherman Smith (RB), Jim Washburn (DL), Steve Watterson (strength and conditioning), Everett Withers (DB)

AMERICAN FOOTBALL CONFERENCE STANDINGS

AFC EAST	W	L	T	Pct
New England	10	6	0	.625
Miami	9	7	0	.562
Buffalo	5	11	0	.312
N.Y. Jets	4	12	0	.250
AFC NORTH	**W**	**L**	**T**	**Pct**
Cincinnati	11	5	0	.688
* Pittsburgh	11	5	0	.688
Baltimore	6	10	0	.375
Cleveland	6	10	0	.375
AFC SOUTH	**W**	**L**	**T**	**Pct**
Indianapolis	14	2	0	.875
* Jacksonville	12	4	0	.750
Tennessee	**4**	**12**	**0**	**.250**
Houston	2	14	0	.125
AFC WEST	**W**	**L**	**T**	**Pct**
Denver	13	3	0	.812
Kansas City	10	6	0	.625
San Diego	9	7	0	.562
Oakland	4	12	0	.250

NATIONAL FOOTBALL CONFERENCE STANDINGS

NFC EAST	W	L	T	Pct
N.Y. Giants	11	5	0	.688
* Washington	10	6	0	.625
Dallas	9	7	0	.562
Philadelphia	6	10	0	.375
NFC NORTH	**W**	**L**	**T**	**Pct**
Chicago	11	5	0	.688
Minnesota	9	7	0	.562
Detroit	5	11	0	.312
Green Bay	4	12	0	.250
NFC SOUTH	**W**	**L**	**T**	**Pct**
Tampa Bay	11	5	0	.688
* Carolina	11	5	0	.688
Atlanta	8	8	0	.500
New Orleans	3	13	0	.188
NFC WEST	**W**	**L**	**T**	**Pct**
Seattle	13	3	0	.812
St. Louis	6	10	0	.375
Arizona	5	11	0	.312
San Francisco	4	12	0	.250

* Wild Card for Playoffs

2004 SEASON (5-11 REGULAR SEASON) • 4TH PLACE AFC SOUTH

DATE	OPPONENT	SCORE	W/L	ATT
Sep. 11	at Miami	17-7	W	69,987
Sep.19	INDIANAPOLIS	17-31	L	68,932
Sep. 26	JACKSONVILLE	12-15	L	68,932
Oct. 3	at San Diego	17-38	L	54,006
Oct. 11	at Green Bay	48-27	W	70,420
Oct. 17	HOUSTON	10-20	L	68,932
Oct. 24	at Minnesota	3-20	L	64,108
Oct. 31	CINCINNATI	27-20	W	68,932
Nov. 7	BYE			
Nov. 14	CHICAGO	17-19*	L	68,932
Nov. 21	at Jacksonville	18-15	W	69,703
Nov. 28	at Houston	21-31	L	70,721
Dec. 5	at Indianapolis	24-51	L	57,278
Dec. 13	KANSAS CITY	38-49	L	68,932
Dec. 19	at Oakland	35-40	L	44,299
Dec. 25	DENVER	16-37	L	68,809
Jan. 2	DETROIT	24-19	W	68,809

* Overtime

	TITANS	OPP
Total First Downs	**308**	**318**
Rushing	85	99
Passing	200	189
Penalty	23	30
3rd Down: Made/Att	74/217	62/186
3rd Down Pct.	34.1	33.3
4th Down: Made/Att	12/27	9/12
4th Down Pct.	44.4	75.0
Possession Avg.	**31:40**	**28:20**
Total Net Yards	**5487**	**5724**
Avg. Per Game	342.9	357.8
Total Plays	1053	977
Avg. Per Play	5.2	5.9
Net Yards Rushing	**1871**	**1917**
Avg. Per Game	116.9	119.8
Total Rushes	420	421
Avg. Per Play	4.5	4.6
Net Yards Passing	**3616**	**3807**
Avg. Per Game	226.0	237.9
Sacked/Yards Lost	44/317	32/220
Gross Yards	3933	4027
Att./Comp.	589/356	524/333
Completion Pct.	60.4	63.5
Had Intercepted	19	18
Punts/Average	**79/42.9**	**74/43.6**
Net Punting Avg.	**79/38.2**	**74/38.8**
Penalties/Yards	**110/923**	**95/774**
Fumbles/Ball Lost	**33/12**	**22/12**
Touchdowns	**41**	**52**
Rushing	12	18
Passing	27	29
Returns	2	5

BY PERIODS	1	2	3	4	OT	PTS
Titans	**106**	**111**	**49**	**78**	**0**	**344**
Opponents	**76**	**117**	**99**	**145**	**2**	**439**

SCORING	TD	RU	PA	RT	PAT	FG	S	TP
Anderson	0	0	0	0	37/37	17/22	0	88
Bennett	11	0	11	0			0	66
Mason	7	0	7	0			0	42
Brown	6	6	0	0			0	36
A. Smith	4	4	0	0			0	24
Kinney	3	0	3	0			0	18
Fleming	2	0	2	0			0	12
Meier	2	0	2	0			0	12
McNair	1	1	0	0			0	8
Berlin	1	0	1	0			0	6
Bulluck	1	0	0	1			0	6
Thompson	1	0	0	1			0	6
Troupe	1	0	1	0			0	6
Volek	1	1	0	0			0	6
Elling TM	0	0	0	0	2/2	1/2	0	5
Hentrich	0	0	0	0	0/0	1/3	0	3
Titans	**41**	**12**	**27**	**2**	**39/39**	**19/27**	**0**	**344**
Opponents	**52**	**18**	**29**	**5**	**50/50**	**23/28**	**3**	**439**

2-Pt Conversions: McNair, **Titans 1-2, Opponents 1-2**

RUSHING	No	Yds	Avg	Lg	TD
Brown	220	1067	4.9	52	6
A. Smith	137	509	3.7	43	4
McNair	23	128	5.6	23	1
Holcombe	17	62	3.6	20	0
Volek	11	50	4.5	14	1
Fleming	7	40	5.7	13	0
Bennett	1	12	12.0	12	0
Hentrich	1	8	8.0	8	0
Johnson	2	-2	-1.0	-1	0
Mason	1	-3	-3.0	-3	0
Titans	**420**	**1871**	**4.5**	**52**	**12**
Opponents	**421**	**1917**	**4.6**	**55**	**18**

RECEIVING	No	Yds	Avg	Lg	TD
Mason	96	1168	12.2	37t	7
Bennett	80	1247	15.6	48t	11
Troupe	33	329	10.0	33	1
Kinney	25	193	7.7	21	3
Meier	25	127	5.1	29	2
A. Smith	22	169	7.7	31	0
Berlin	20	278	13.9	31	1
Brown	20	147	7.4	21	0
Fleming	19	164	8.6	37	2
Holcombe	11	60	5.5	9	0
McAddley	2	38	19.0	36	0
Calico	2	13	6.5	9	0
Volek	1	0	0.0	0	0
Titans	**356**	**3933**	**11.0**	**48t**	**27**
Opponents	**333**	**4027**	**12.1**	**62**	**29**

INTERCEPTIONS	No	Yds	Avg	Lg	TD
Dyson	6	135	22.5	44	0
Thompson	4	77	19.3	37t	1
Bulluck	2	25	12.5	25	0
Woolfolk	1	25	25.0	25	0
Tank Williams	1	13	13.0	13	0
McGarrahan	1	11	11.0	11	0
Rolle	1	0	0.0	0	0
Waddell	1	0	0.0	0	0
Gardner	1	-1	-1.0	-1	0
Titans	**18**	**285**	**15.8**	**44**	**1**
Opponents	**19**	**306**	**16.1**	**51t**	**2**

PUNTING	No	Yds	Avg	Net	TB	In	Lg	B
Hentrich	73	3117	42.7	38.0	8	20	64	0
Elling TM	6	272	45.3	40.2	1	1	58	0
Titans	**79**	**3389**	**42.9**	**38.2**	**9**	**21**	**64**	**0**
Opponents	**74**	**3223**	**43.6**	**38.8**	**9**	**24**	**66**	**0**

PUNT RETURNS	No	FC	Yds	Avg	Lg	TD
Mason	24	12	93	3.9	13	0
Waddell	9	3	54	6.0	18	0
Berlin	7	1	26	3.7	13	0
Titans	**40**	**16**	**173**	**4.3**	**20**	**0**
Opponents	**31**	**26**	**195**	**6.3**	**75t**	**1**

KICKOFF RETURNS	No	Yds	Avg	Lg	TD
McAddley	38	849	22.3	45	0
Fleming	18	316	17.6	30	0
Waddell	17	342	20.1	33	0
Holcombe	3	26	8.7	14	0
Bennett	1	-8	-8.0	-8	0
Kinney	1	21	21.0	21	0
Schobel	1	12	12.0	12	0
Titans	**79**	**1558**	**19.7**	**45**	**0**
Opponents	**69**	**1389**	**20.1**	**35**	**0**

FIELD GOALS	1-19	20-29	30-39	40-49	50+
Anderson	0/0	4/5	4/4	9/12	0/1
Hentrich	0/0	0/0	0/0	0/0	1/3
Elling TM	0/0	1/1	0/1	0/0	0/0
Titans	**0/0**	**5/6**	**4/5**	**9/12**	**1/4**
Opponents	**0/0**	**12/12**	**5/7**	**3/6**	**3/3**

Anderson: ( ) (39G) (26G, 40G) (24G) (36G, 38G, 42B) (40G) (40G) (23G, 45G) (33G) (41G) () (45G, 43B) (50N, 27G) (41N) (44G, 43G) (40G, 27B)
Hentrich: ( ) ( ) ( ) ( ) ( ) ( ) ( ) ( ) ( ) (58N, 52B) ( ) ( ) ( ) ( ) ( ) (50G) ( )
Team: (33N, 22G) (39G) (26G, 40G) (24G) (36G, 38G, 42B) (40G) (40G) (23G, 45G) (58N, 33G, 52B) (41G) ( ) (45G, 43B) (50N, 27G) (41N) (44G, 43G, 50G) (40G, 27B)
Opponents: (46N) (28G) ( ) (31G) (39G, 53G) (21G, 50G) (29G, 29G) (28G, 50G) (39N, 29G) (35G, 48G, 44N) (29G, 41B) (47G, 20G, 37G) ( ) (42G) (22G, 34N, 22G, 30G) (26G, 26G)

SACKS

Carter 6.0, Bulluck 5.0, Long 5.0, Starks 4.5, LaBoy 3.5, Hall 2.5, Odom 2.0, Haynesworth 1.0, Williams 1.0, Schulters 1.0, McGarrahan 0.5
Titans 32.0, Opponents 44.0

TACKLES (Solo-Assists-Total)

Bulluck (108-63-171), Kassell (83-45-128), Carter (40-42-82), Hall (42-30-72), Thompson (56-7-63), Haynesworth (39-23-62), Starks (28-25-53), Williams (42-10-52), Long (31-17-48), Odom (21-22-43), Dyson (34-6-40), Woolfolk (35-5-40), LaBoy (18-16-34), Nickey (28-6-34), Waddell (29-2-31), McGarrahan (26-3-29), Rolle (24-2-26), Ena (15-10-25), Boiman (7-17-24), Clauss (9-8-17), Schobel (10-5-15), Calmus (11-4-15), Schulters (12-0-12), Gardner (9-1-10), Thomas (5-2-7), Reynolds (4-1-5), Beckham (5-0-5), Amato (3-1-4)
Team Totals: 774-373-1,147

PASSING	Att	Cmp	Pct	Yards	Yds/Att	TD	Int	Lg	Sk/Yds	Rating
Volek	357	218	61.1	2486	6.96	18	10	48t	30/216	87.1
McNair	215	129	60.0	1343	6.25	8	9	37t	13/95	73.1
Johnson	12	6	50.0	68	5.67	0	0	33	1/6	67.4
Hentrich	4	2	50.0	10	2.50	0	0	6	0/0	56.3
Bennett	1	1	100.0	26	26.00	1	0	26t	0/0	158.3
Titans	**589**	**356**	**60.4**	**3933**	**6.68**	**27**	**19**	**48t**	**44/317**	**82.1**
Opponents	**524**	**333**	**63.5**	**4027**	**7.69**	**29**	**18**	**62**	**32/220**	**91.2**

USUAL STARTING LINEUP

OFFENSE

WR	Derrick Mason (85)
LT	Brad Hopkins (72)
LG	Jacob Bell (60)
C	Justin Hartwig (77)
RG	Benji Olson (75)
RT	Fred Miller (71)
TE	Erron Kinney (88)
WR	Drew Bennett (83)
FB	Robert Holcombe (35)
QB	Steve McNair (9)/Billy Volek (7)
RB	Chris Brown (29)

DEFENSE

LE	Antwan Odom (98)
LT	Kevin Carter (93)
RT	Albert Haynesworth (92)
RE	Carlos Hall (97)
LLB	Rocky Boiman (50)
MLB	Brad Kassell (55)
RLB	Keith Bulluck (53)
LCB	Andre Dyson (22)
RCB	Samari Rolle (21)
SS	Tank Williams (25)
FS	Lamont Thompson (28)

SPECIALISTS

K	Gary Anderson (1)
P	Craig Hentrich (15)

Pro Bowl
All-Pro

GM: Floyd Reese; **Head Coach:** Jeff Fisher
Asst. Coaches: Mike Heimerdinger (off. coord.), Jim Schwartz (def. coord.), George Henshaw (asst. head coach/off.), Dave McGinnis (LB), Chuck Cecil (S/Nickel), Ned James (off. asst.), Craig Johnson (QB), Alan Lowry (ST), Mike Munchak (OL), Sherman Smith (RB), Steve Walters (WR), Jim Washburn (DL), Steve Watterson (strength & rehab.), Everett Withers (DB)

AMERICAN FOOTBALL CONFERENCE STANDINGS

AFC EAST	W	L	T	Pct
New England	14	2	0	.875
* N.Y. Jets	10	6	0	.625
Buffalo	9	7	0	.562
Miami	4	12	0	.250
AFC NORTH	**W**	**L**	**T**	**Pct**
Pittsburgh	15	1	0	.938
Baltimore	9	7	0	.562
Cincinnati	8	8	0	.500
Cleveland	4	12	0	.250
AFC SOUTH	**W**	**L**	**T**	**Pct**
Indianapolis	12	4	0	.750
Jacksonville	9	7	0	.562
Houston	7	9	0	.438
Tennessee	**5**	**11**	**0**	**.312**
AFC WEST	**W**	**L**	**T**	**Pct**
San Diego	13	3	0	.812
* Denver	10	6	0	.625
Kansas City	7	9	0	.438
Oakland	5	11	0	.312

NATIONAL FOOTBALL CONFERENCE STANDINGS

NFC EAST	W	L	T	Pct
Philadelphia	13	3	0	.812
N.Y. Giants	6	10	0	.375
Dallas	6	10	0	.375
Washington	6	10	0	.375
NFC NORTH	**W**	**L**	**T**	**Pct**
Green Bay	10	6	0	.625
* Minnesota	8	8	0	.500
Detroit	6	10	0	.375
Chicago	5	11	0	.312
NFC SOUTH	**W**	**L**	**T**	**Pct**
Atlanta	11	5	0	.688
New Orleans	8	8	0	.500
Carolina	7	9	0	.438
Tampa Bay	5	11	0	.312
NFC WEST	**W**	**L**	**T**	**Pct**
Seattle	9	7	0	.562
* St. Louis	8	8	0	.500
Arizona	6	10	0	.375
San Francisco	2	14	0	.125

* Wild Card for Playoffs

2003 SEASON (12-4 REGULAR SEASON, 1-1 PLAYOFFS) • 2ND PLACE AFC SOUTH

DATE	OPPONENT	SCORE	W/L	ATT
Sep. 7	OAKLAND	25-20	W	68,809
Sep.14	at Indianapolis	7-33	L	59,999
Sep. 21	NEW ORLEANS	27-12	W	68,809
Sep. 28	at Pittsburgh	30-13	W	63,244
Oct. 5	at New England	30-38	L	68,436
Oct. 12	HOUSTON	38-17	W	68,809
Oct. 19	at Carolina	37-17	W	72,851
Oct. 26	at Jacksonville	30-17	W	55,918
Nov. 2	BYE			
Nov. 9	MIAMI	31-7	W	68.809
Nov. 16	JACKSONVILLE	10-3	W	68,809
Nov. 23	at Atlanta	38-31	W	70,891
Dec.1	at NY Jets	17-24	L	77,710
Dec. 7	INDIANAPOLIS	27-29	L	68,809
Dec. 14	BUFFALO	28-26	W	68,809
Dec. 21	at Houston	27-24	W	70,758
Dec. 28	TAMPA BAY	33-13	W	68,809
Jan. 3	**at Baltimore**	**20-17**	**W**	**69,452**
Jan. 10	**at New England**	**14-17**	**L**	**68,436**

* Overtime

	TITANS	OPP
Total First Downs	**310**	**275**
Rushing	84	79
Passing	211	167
Penalty	15	29
3rd Down: Made/Att	86/211	51/184
3rd Down Pct.	40.8	27.7
4th Down: Made/Att	6/14	11/18
4th Down Pct.	42.9	61.1
Possession Avg.	**32:52**	**27:08**
Total Net Yards	**5501**	**4901**
Avg. Per Game	343.8	306.3
Total Plays	1013	926
Avg. Per Play	5.4	5.3
Net Yards Rushing	**1623**	**1295**
Avg. Per Game	101.4	80.9
Total Rushes	486	342
Avg. Per Play	3.3	3.8
Net Yards Passing	**3878**	**3606**
Avg. Per Game	242.4	225.4
Sacked/Yards Lost	25/153	38/223
Gross Yards	4031	3829
Att./Comp.	502/315	546/332
Completion Pct.	62.7	60.8
Had Intercepted	9	21
Punts/Average	**71/43.9**	**78/42.2**
Net Punting Avg.	**71/37.8**	**78/35.9**
Penalties/Yards	**110/887**	**96/793**
Fumbles/Ball Lost	**24/12**	**21/13**
Touchdowns	**48**	**35**
Rushing	11	10
Passing	30	20
Returns	7	5

BY PERIODS	1	2	3	4	OT	PTS
Titans	**103**	**120**	**82**	**130**	**0**	**435**
Opponents	**52**	**75**	**75**	**122**	**0**	**324**

SCORING	TD	RU	PA	RT	PAT	FG	S	TP
Anderson	0	0	0	0	42/42	27/31	0	123
Mason	8	0	8	0			0	48
McCareins	8	0	7	1			0	48
George	5	5	0	0			0	30
Calico	4	0	4	0			0	26
McNair	4	4	0	0			0	26
Bennett	4	0	4	0			0	24
Kinney	4	0	3	1			0	24
Holcombe	2	1	1	0			0	14
Hentrich	0	0	0	0	1/1	4/5	0	13
Dyson	2	0	0	2			0	12
Wycheck	2	0	2	0			0	12
Boiman	1	0	0	1			1	8
Berlin	1	0	1	0			0	6
Bulluck	1	0	0	1			0	6
Rolle	1	0	0	1			0	6
Volek	1	1	0	0			0	6
Nedney	0	0	0	0	0/1	1/1	0	3
Titans	**48**	**11**	**30**	**7**	**43/44**	**32/37**	**1**	**435**
Opponents	**35**	**10**	**20**	**5**	**34/34**	**26/30**	**0**	**324**

2-Pt Conversions: Calico, McNair, Holcombe,
Titans 3-4, Opponents 0-1

RUSHING	No	Yds	Avg	Lg	TD
George	312	1031	3.3	27	5
Brown	56	221	3.9	28	0
Holcombe	63	201	3.2	21	1
McNair	38	138	3.6	23	4
McCareins	1	13	13.0	13	0
Mason	3	11	3.7	7	0
Calico	1	5	5.0	5	0
Volek	11	4	0.4	5	1
O'Donnell	1	-1	-1.0	-1	0
Titans	**486**	**1623**	**3.3**	**28**	**11**
Opponents	**342**	**1295**	**3.8**	**42**	**10**

PASSING	Att	Cmp	Pct	Yards	Yds/Att	TD	Int	Lg	Sk/Yds	Rating
McNair	400	250	62.5	3215	8.04	24	7	73	19/108	100.4
Volek	69	44	63.8	545	7.90	4	1	50t	6/45	101.4
O'Donnell	27	18	66.7	232	8.59	2	1	34t	0/0	102.7
Hentrich	5	2	40.0	25	5.00	0	0	15	0/0	56.3
Bennett	1	1	100.0	14	14.00	0	0	14	0/0	118.8
Titans	**502**	**315**	**62.7**	**4031**	**8.03**	**30**	**9**	**73**	**25/153**	**100.3**
Opponents	**546**	**332**	**60.8**	**3829**	**7.01**	**20**	**21**	**86t**	**38/223**	**78.2**

RECEIVING	No	Yds	Avg	Lg	TD
Mason	95	1303	13.7	50t	8
McCareins	47	813	17.3	73	7
Kinney	41	381	9.3	28	3
Bennett	32	504	15.8	48	4
George	22	163	7.4	22	0
Holcombe	19	121	6.4	11	1
Calico	18	297	16.5	45	4
Wycheck	17	165	9.7	25	2
Meier	13	159	12.2	27	0
Brown	8	61	7.6	11	0
Berlin	1	50	50.0	50t	1
McGarrahan	1	10	10.0	10	0
McNair	1	4	4.0	4	0
Titans	**315**	**4031**	**12.8**	**73**	**30**
Opponents	**332**	**3829**	**11.5**	**86t**	**20**

INTERCEPTIONS	No	Yds	Avg	Lg	TD
Rolle	6	141	23.5	52	0
Dyson	4	62	15.5	51t	2
Boiman	2	70	35.0	60t	1
Calmus	2	26	13.0	15	0
Bulluck	2	9	4.5	9	0
Tank Williams	2	0	0.0	0	0
Woolfolk	1	4	4.0	4	0
Beckham	1	0	0.0	0	0
Kearse	1	0	0.0	0	0
Titans	**21**	**312**	**14.9**	**60t**	**3**
Opponents	**9**	**264**	**29.3**	**95t**	**3**

PUNTING	No	Yds	Avg	Net	TB	In	Lg	B
Hentrich	71	3117	43.9	37.8	8	26	58	0
Titans	**71**	**3117**	**43.9**	**37.8**	**8**	**26**	**58**	**0**
Opponents	**78**	**3290**	**42.2**	**35.9**	**3**	**24**	**65**	**0**

PUNT RETURNS	No	FC	Yds	Avg	Lg	TD
McCareins	29	17	330	11.4	58t	1
Mason	8	5	99	12.4	21	0
Titans	**37**	**22**	**429**	**11.6**	**58t**	**1**
Opponents	**30**	**13**	**276**	**9.2**	**59t**	**1**

KICKOFF RETURNS	No	Yds	Avg	Lg	TD
Schifino	35	703	20.1	39	0
McCareins	13	256	19.7	25	0
Mason	5	106	21.2	34	0
Jackson	3	77	25.7	31	0
Berlin	4	73	18.3	25	0
Holcombe	4	38	9.5	20	0
Kinney	3	37	12.3	17	0
Meier	1	9	9.0	9	0
Titans	**68**	**1299**	**19.1**	**39**	**0**
Opponents	**81**	**1521**	**18.8**	**71**	**0**

FIELD GOALS	1-19	20-29	30-39	40-49	50+
Anderson	0/0	5/5	12/12	10/14	0/0
Hentrich	0/0	0/0	2/2	2/2	0/1
Nedney	0/0	0/0	0/0	0/0	1/1
Titans	**0/0**	**5/5**	**14/14**	**12/16**	**1/2**
Opponents	**0/0**	**11/11**	**6/9**	**8/9**	**1/1**

Anderson: ( ) ( ) (22G, 43G) ( ) (43G, 46N, 33G, 37G, 41G) (33G) (40G, 32G, 34G) (43G, 43G, 33G) (35G) (33G, 48N) (44N, 22G) (35G) (40G, 40G) (29G, 39G, 41N) (41G, 26G) (37G, 33G, 43G, 23G)
Hentrich: (49G, 34G, 33G) ( ) ( ) ( ) (48G) ( ) ( ) ( ) ( ) ( ) ( ) (52N) ( ) ( ) ( ) ( )
Nedney: (50G) ( )
Opponents: (47G, 47G) (29G, 41G, 23G, 48G) (31G) (26G, 23G, 30N) (34N, 39N, 48G) (29G) (53G) (49G) ( ) (44N, 39G) (40G) (27G) (21G, 35G, 36G, 23G, 26G) (27G, 32G) (49G) (27G, 33G)

SACKS

Kearse 9.5, Carter 5.5, Smith 4.5, Thomas 4.0, Bulluck 3.0, Hall 3.0, Haynesworth 2.5, Boiman 1.5, Calmus 1.0, Long 1.0, McGarrahan 1.0, Schulters 1.0, Tank Williams 0.5,
Titans 38.0, Opponents 25.0

TACKLES (Solo-Assists-Total)

Bulluck (110-61-171), Sirmon (76-65-141), Schulters (68-21-89), Tank Williams (58-23-81), Carter (49-30-79), Smith (36-37-73), Kearse (40-27-67), Hall (42-24-66), Dyson (54-10-64), Calmus (34-27-61), Boiman (26-29-55), Haynesworth (25-24-49), Kassell (23-18-41), Rolle (23-6-29), McGarrahan (20-7-27), Thomas (16-11-27), Atkins (11-9-20), Woolfolk (15-4-19), Beckham (16-1-17), Thompson (5-2-7), Echols (3-1-4), Long (2-0-2), Wells (1-0-1), Kramer (0-0-0), Nickey (0-0-0)
Team Totals: 753-437-1,190

USUAL STARTING LINEUP

OFFENSE

WR	**Derrick Mason (85)**
TE	Erron Kinney (88)
LT	**Brad Hopkins (72)**
LG	Zach Piller (69)
C	Justin Hartwig (77)
RG	Benji Olson (75)
RT	Fred Miller (71)
TE	Frank Wycheck (89)
WR	Drew Bennett (83)
WR	Justin McCareins (86)
QB	**Steve McNair (9)**
RB	Eddie George (27)

DEFENSE

LE	Kevin Carter (93)
LT	Robaire Smith (98)
RT	Albert Haynesworth (92)
RE	Jevon Kearse (90)
LLB	Peter Sirmon (59)
MLB	Rocky Calmus (54)
RLB	**Keith Bulluck (53)**
LCB	Andre Dyson (22)
RCB	Samari Rolle (21)
SS	Tank Williams (25)
FS	Lance Schulters (31)

SPECIALISTS

K	Gary Anderson (1)
P	**Craig Hentrich (15)**

NFL Co-MVP: Steve McNair
Pro Bowl
All-Pro

GM: Floyd Reese; **Head Coach:** Jeff Fisher
Asst. Coaches: Mike Heimerdinger (off. coord.), Jim Schwartz (def. coord.), George Henshaw (asst. head coach/off.), Gunther Cunningham (asst. head coach defense/LB), Chuck Cecil (def. asst.), Ned James (off. asst.), Craig Johnson (QB), Alan Lowry (ST), Mike Munchak (OL), Sherman Smith (RB), Steve Walters (WR), Jim Washburn (DL), Steve Watterson (strength & rehab.), Everett Withers (DB)

AMERICAN FOOTBALL CONFERENCE STANDINGS

AFC EAST	W	L	T	Pct
New England	14	2	0	.875
Miami	10	6	0	.625
Buffalo	6	10	0	.375
N.Y. Jets	6	10	0	.375
AFC NORTH	**W**	**L**	**T**	**Pct**
Baltimore	10	6	0	.625
Cincinnati	8	8	0	.500
Pittsburgh	6	10	0	.375
Cleveland	5	11	0	.312
AFC SOUTH	**W**	**L**	**T**	**Pct**
Indianapolis	12	4	0	.750
*** Tennessee**	**12**	**4**	**0**	**.750**
Jacksonville	5	11	0	.312
Houston	5	11	0	.312
AFC WEST	**W**	**L**	**T**	**Pct**
Kansas City	13	3	0	.812
* Denver	10	6	0	.625
Oakland	4	12	0	.250
San Diego	4	12	0	.250

NATIONAL FOOTBALL CONFERENCE STANDINGS

NFC EAST	W	L	T	Pct
Philadelphia	12	4	0	.750
* Dallas	10	6	0	.625
Washington	5	11	0	.312
N.Y. Giants	4	12	0	.250
NFC NORTH	**W**	**L**	**T**	**Pct**
Green Bay	10	6	0	.625
Minnesota	9	7	0	.562
Chicago	7	9	0	.438
Detroit	5	11	0	.312
NFC SOUTH	**W**	**L**	**T**	**Pct**
Carolina	11	5	0	.688
New Orleans	8	8	0	.500
Tampa Bay	7	9	0	.438
Atlanta	5	11	0	.312
NFC WEST	**W**	**L**	**T**	**Pct**
St. Louis	12	4	0	.750
* Seattle	10	6	0	.625
San Francisco	7	9	0	.438
Arizona	4	12	0	.250

* Wild Card for Playoffs

2002 SEASON (11-5 REGULAR SEASON, 1-1 PLAYOFFS) • 1ST PLACE AFC SOUTH

DATE	OPPONENT	SCORE	W/L	ATT
Sep. 8	PHILADELPHIA	27-24	W	68,804
Sep. 15	at Dallas	13-21	L	62,527
Sep. 22	CLEVELAND	28-31*	L	68,804
Sep. 29	at Oakland	25-52	L	58,719
Oct. 6	WASHINGTON	14-31	L	68,804
Oct. 13	JACKSONVILLE	23-14	W	68,804
Oct. 20	BYE			
Oct. 27	at Cincinnati	30-24	W	52,822
Nov. 3	at Indianapolis	23-15	W	56,752
Nov. 10	HOUSTON	17-10	W	68,804
Nov. 17	PITTSBURGH	31-23	W	68,804
Nov. 24	at Baltimore	12-13	L	69,365
Dec. 1	at N.Y. Giants	32-29*	W	78,640
Dec. 8	INDIANAPOLIS	27-17	W	68,804
Dec. 16	NEW ENGLAND	24-7	W	68,809
Dec. 22	at Jacksonville	28-10	W	51,033
Dec. 29	at Houston	13-3	W	70,694
Jan. 11	**PITTSBURGH**	**34-31***	**W**	**68,809**
Jan. 19	**at Oakland**	**24-41**	**L**	**62,544**

* Overtime

	TITANS	OPP
Total First Downs	**312**	**297**
Rushing	112	75
Passing	182	197
Penalty	18	25
3rd Down: Made/Att	94/216	76/202
3rd Down Pct.	43.5	37.6
4th Down: Made/Att	9/16	9/18
4th Down Pct.	56.3	50.0
Possession Avg.	**32:47**	**27:13**
Total Net Yards	**5272**	**4964**
Avg. Per Game	329.5	310.3
Total Plays	1032	974
Avg. Per Play	5.1	5.1
Net Yards Rushing	**1952**	**1424**
Avg. Per Game	122.0	89.0
Total Rushes	511	372
Avg. Per Play	3.8	3.8
Net Yards Passing	**3320**	**3540**
Avg. Per Game	207.5	221.3
Sacked/Yards Lost	21/121	40/213
Gross Yards	3441	3753
Att./Comp.	500/306	562/339
Completion Pct.	61.2	60.3
Had Intercepted	15	18
Punts/Average	**66/41.3**	**77/41.6**
Net Punting Avg.	**66/33.9**	**77/36.2**
Penalties/Yards	**112/891**	**99/853**
Fumbles/Ball Lost	**20/10**	**22/11**
Touchdowns	**42**	**40**
Rushing	16	7
Passing	22	27
Returns	4	6

BY PERIODS	1	2	3	4	OT	PTS
Titans	**76**	**127**	**67**	**94**	**3**	**367**
Opponents	**72**	**71**	**68**	**110**	**3**	**324**

SCORING	TD	RU	PA	RT	PAT	FG	S	TP
Nedney	0	0	0	0	36/36	25/31	0	111
George	14	12	2	0			0	86
Mason	5	0	5	0			0	30
K. Dyson	4	0	4	0			0	24
Simon	4	1	3	0			0	24
McNair	3	3	0	0			0	20
Bennett	2	0	2	0			0	12
McCareins	2	0	2	0			0	12
Wycheck	2	0	2	0			0	12
Bulluck	1	0	0	1			0	6
Coady	1	0	0	1			0	6
A. Dyson	1	0	0	1			0	6
Green	1	0	1	0			0	6
Meier	1	0	1	0			0	6
Sirmon	1	0	0	1			0	6
Titans	**42**	**16**	**22**	**4**	**36/36**	**25/31**	**0**	**367**
Opponents	**40**	**7**	**27**	**6**	**36/36**	**14/21**	**0**	**324**

2-Pt Conversions: George, McNair, **Titans 2-6, Opponents 3-4**

RUSHING	No	Yds	Avg	Lg	TD
George	343	1165	3.4	35	12
McNair	82	440	5.4	26	3
Holcombe	47	242	5.1	39	0
Green	21	71	3.4	12	0
McCareins	2	18	9.0	16	0
Simon	9	18	2.0	13	1
Hentrich	1	5	5.0	5	0
Comella	1	0	0.0	0	0
O'Donnell	3	-3	-1.0	-1	0
K. Dyson	2	-4	-2.0	5	0
Titans	**511**	**1952**	**3.8**	**39**	**16**
Opponents	**372**	**1424**	**3.8**	**42**	**7**

RECEIVING	No	Yds	Avg	Lg	TD
Mason	79	1012	12.8	40	5
K. Dyson	41	460	11.2	40	4
Wycheck	40	346	8.7	19	2
George	36	255	7.1	14t	2
Bennett	33	478	14.5	53	2
McCareins	19	301	15.8	55	2
Simon	16	167	10.4	42t	3
Kinney	13	173	13.3	31	0
Holcombe	10	91	9.1	18	0
Comella	10	70	7.0	17	0
Green	7	57	8.1	21	1
Meier	1	17	17.0	17t	1
Berlin	1	14	14.0	14	0
Titans	**306**	**3441**	**11.2**	**55**	**22**
Opponents	**339**	**3753**	**11.1**	**75**	**27**

INTERCEPTIONS	No	Yds	Avg	Lg	TD
Schulters	6	56	9.3	28	0
Sirmon	3	88	29.3	32t	1
A. Dyson	3	27	9.0	16t	1
Rolle	2	0	0.0	0	0
Coady	1	24	24.0	24t	1
Bulluck	1	5	5.0	5	0
Williams	1	0	0.0	0	0
Mitchell	1	-2	-2.0	-2	0
Titans	**18**	**198**	**11.0**	**32t**	**3**
Opponents	**15**	**179**	**11.9**	**82t**	**2**

PUNTING	No	Yds	Avg	Net	TB	In	Lg	B
Hentrich	65	2725	41.9	33.9	5	28	56	1
Titans	**66**	**2725**	**41.3**	**33.9**	**5**	**28**	**56**	**1**
Opponents	**77**	**3202**	**41.6**	**36.2**	**10**	**22**	**61**	**1**

PUNT RETURNS	No	FC	Yds	Avg	Lg	TD
Simon	13	6	113	8.7	30	0
Mason	9	12	60	6.7	21	0
McCareins	6	4	44	7.3	16	0
Titans	**28**	**22**	**217**	**7.8**	**30**	**0**
Opponents	**28**	**19**	**390**	**13.9**	**83t**	**3**

KICKOFF RETURNS	No	Yds	Avg	Lg	TD
Simon	20	371	18.6	29	0
Berlin	13	260	20.0	32	0
McCareins	13	300	23.1	48	0
Kinney	3	41	13.7	25	0
Green	1	10	10.0	10	0
Titans	**50**	**982**	**19.6**	**48**	**0**
Opponents	**74**	**1482**	**20.0**	**54**	**0**

FIELD GOALS	1-19	20-29	30-39	40-49	50+
Nedney	0/0	9/9	10/12	5/8	1/2
Titans	**0/0**	**9/9**	**10/12**	**5/8**	**1/2**
Opponents	**1/2**	**3/3**	**5/7**	**4/6**	**1/3**

Nedney: (33G, 47G) (37G, 53G) ( ) ( ) ( ) (40G, 26G, 33G, 32N) (33G, 28G, 46G) (28G, 34G, 39G) (49N, 24G) (39N, 43G) (32G, 37G, 40G, 21G) (54N, 38G) (35G, 29G) (45N, 28G) (46N) (28G, 26G)

Opponents: (3OG) ( ) (52N, 33G) (28G) (31G) ( ) (44G) (46N) (51G) (31N, 37N) (26G, 43G) (38G, 36G, 19G) (44G, 44N) ( ) (24G) (50N, 19N, 42G)

SACKS

Carter 10.0, C. Hall 8.0, Ford 3.5, Smith 2.5, Kearse 2.0, Schulters 2.0, Sirmon 2.0, Thornton 2.0, Williams 2.0, Bulluck 1.0, A. Dyson 1.0, Godfrey 1.0, Haynesworth 1.0, J. Thomas 1.0

Titans 40.0, Opponents 21.0

TACKLES (Solo-Assists-Total)

Bulluck (116-64-180), Sirmon (83-47-130), Schulters (75-19-94), Smith (41-32-73), Carter (42-29-71), Hall (43-27-70), Williams (55-14-69), A. Dyson (54-7-61), Haynesworth (31-24-55), Mitchell (40-11-51), Ford (24-21-45), Rolle (37-7-44), Godfrey (27-17-44), Thornton (21-23-44), Chamberlin (14-13-27), Echols (13-6-19), Thomas (11-5-16), Calmus (9-4-13), Aldridge (8-5-13), Coady (10-2-12), Kearse (6-5-11), Morris (7-2-9), Boiman (1-5-6), Beckham (1-0-1), Kassell (0-1-1)

Team Totals: 769-390-1159

PASSING	Att	Cmp	Pct	Yards	Yds/Att	TD	Int	Lg	Sk/Yds	Rating
McNair	492	301	61.2	3387	6.88	22	15	55	21/121	84.0
O'Donnell	5	3	60.0	24	4.80	0	0	0	0/0	72.1
Wycheck	2	1	50.0	13	6.50	0	0	13	0/0	70.8
Hentrich	1	1	100.0	17	17.0	0	0	17	0/0	118.8
Titans	**500**	**306**	**61.2**	**3441**	**6.88**	**22**	**15**	**55**	**21/121**	**83.9**
Opponents	**562**	**339**	**60.3**	**3753**	**6.68**	**27**	**18**	**75**	**40/213**	**82.8**

USUAL STARTING LINEUP

OFFENSE

WR	Derrick Mason (85)
TE/FB	Erron Kinney (88)/Greg Comella (33)
LT	Brad Hopkins (72)
LG	Zach Piller (69)
C	Gennaro DiNapoli (64)
RG	Benji Olson (75)
RT	Fred Miller (71)
TE	Frank Wycheck (89)
WR	Kevin Dyson (87)
QB	Steve McNair (9)
RB	Eddie George (27)

DEFENSE

LE	**Kevin Carter (93)**
LT	John Thornton (78)
RT	Henry Ford (92)
RE	Carlos Hall (97)
LLB	Peter Sirmon (59)
MLB	Randall Godfrey (56)
RLB	Keith Bulluck (53)
LCB	Andre Dyson (22)
RCB	Samari Rolle (21)
SS	Tank Williams (25)
FS	Lance Schulters (31)

SPECIALISTS

K	Joe Nedney (6)
P	Craig Hentrich (15)

Pro Bowl

All-Pro

GM: Floyd Reese; **Head Coach:** Jeff Fisher

Asst. Coaches: Mike Heimerdinger (off. coord.), Jim Schwartz (def. coord.), George Henshaw (asst. head coach/off.), Gunther Cunningham (asst. head coach defense/LB), Chuck Cecil (def. asst.), Ned James (off. asst.), Craig Johnson (QB), Alan Lowry (ST), Mike Munchak (OL), Sherman Smith (RB), Steve Walters (WR), Jim Washburn (DL), Steve Watterson (strength & rehab.), Everett Withers (DB)

AMERICAN FOOTBALL CONFERENCE STANDINGS

	W	L	T	Pct
AFC EAST				
N.Y. Jets	9	7	0	.562
New England	9	7	0	.562
Miami	9	7	0	.562
Buffalo	8	8	0	.500
AFC NORTH	**W**	**L**	**T**	**Pct**
Pittsburgh	10	5	1	.656
* Cleveland	9	7	0	.562
Baltimore	7	9	0	.438
Cincinnati	2	14	0	.125
AFC SOUTH	**W**	**L**	**T**	**Pct**
Tennessee	**11**	**5**	**0**	**.688**
* Indianapolis	10	6	0	.625
Jacksonville	6	10	0	.375
Houston	4	12	0	.250
AFC WEST	**W**	**L**	**T**	**Pct**
Oakland	11	5	0	.688
Denver	9	7	0	.562
San Diego	8	8	0	.500
Kansas City	8	8	0	.500

NATIONAL FOOTBALL CONFERENCE STANDINGS

	W	L	T	Pct
NFC EAST				
Philadelphia	12	4	0	.750
* N.Y. Giants	10	6	0	.625
Washington	7	9	0	.438
Dallas	5	11	0	.312
NFC NORTH	**W**	**L**	**T**	**Pct**
Green Bay	12	4	0	.750
Minnesota	6	10	0	.375
Chicago	4	12	0	.250
Detroit	3	13	0	.188
NFC SOUTH	**W**	**L**	**T**	**Pct**
Tampa Bay	12	4	0	.750
* Atlanta	9	6	1	.594
New Orleans	9	7	0	.562
Carolina	7	9	0	.438
NFC WEST	**W**	**L**	**T**	**Pct**
San Francisco	10	6	0	.625
St. Louis	7	9	0	.438
Seattle	7	9	0	.438
Arizona	5	11	0	.312

* Wild Card for Playoffs

2001 SEASON (7-9 REGULAR SEASON) • 3RD PLACE AFC CENTRAL (TIED)

DATE	OPPONENT	SCORE	W/L	ATT
Sep. 9	MIAMI	23-31	L	68,798
Sep. 23	at Jacksonville	6-13	L	65,994
Sep. 30	BYE			
Oct. 7	at Baltimore	7-26	L	69,494
Oct. 14	TAMPA BAY	31-28*	W	68,798
Oct. 21	at Detroit	27-24	W	76,940
Oct. 29	at Pittsburgh	7-34	L	63,763
Nov. 4	JACKSONVILLE	28-24	W	68,798
Nov. 12	BALTIMORE	10-16	L	68,798
Nov. 18	at Cincinnati	20-7	W	63,865
Nov. 25	PITTSBURGH	24-34	L	68,801
Dec. 2	at Cleveland	31-15	W	72,818
Dec. 9	at Minnesota	24-42	L	64,271
Dec.16	GREEN BAY	26-20	W	68,804
Dec. 22	at Oakland	13-10	W	61,934
Dec. 30	CLEVELAND	38-41	L	68,798
Jan. 6	CINCINNATI	21-23	L	68,798

* Overtime

	TITANS	OPP
Total First Downs	**288**	**300**
Rushing	87	79
Passing	179	192
Penalty	22	29
3rd Down: Made/Att	98/233	74/212
3rd Down Pct.	42.1	34.9
4th Down: Made/Att	2/15	7/14
4th Down Pct.	13.3	50.0
Possession Avg.	**31:29**	**28:31**
Total Net Yards	**5352**	**5515**
Avg. Per Game	334.5	344.7
Total Plays	1026	996
Avg. Per Play	5.2	5.5
Net Yards Rushing	**1794**	**1431**
Avg. Per Game	112.1	89.4
Total Rushes	468	405
Avg. Per Play	3.8	3.5
Net Yards Passing	**3558**	**4084**
Avg. Per Game	222.4	255.3
Sacked/Yards Lost	43/309	32/175
Gross Yards	3867	4259
Att./Comp.	515/307	559/328
Completion Pct.	59.6	58.7
Had Intercepted	17	13
Punts/Average	**85/42.0**	**82/41.3**
Net Punting Avg.	**85/37.0**	**82/35.7**
Penalties/Yards	**119/1025**	**88/832**
Fumbles/Ball Lost	**18/11**	**21/11**
Touchdowns	**39**	**46**
Rushing	12	17
Passing	23	27
Returns	4	2

BY PERIODS	1	2	3	4	OT	PTS
Titans	**84**	**73**	**90**	**86**	**3**	**336**
Opponents	**61**	**127**	**74**	**126**	**0**	**388**

SCORING	TD	RU	PA	RT	PAT	FG	S	TP
Nedney	0	0	0	0	34/35	20/28	0	94
Mason	10	0	9	1			0	62
K.Dyson	7	0	7	0			0	44
George	5	5	0	0			0	30
McNair	5	5	0	0			0	30
Wycheck	4	0	4	0			0	24
Green	2	1	1	0			0	12
Mitchell	2	0	0	2			0	12
Bennett	1	0	1	0			0	8
Hicks	1	1	0	0			0	6
Kinney	1	0	1	0			0	6
Myers	1	0	0	1			0	6
Fisk	0	0	0	0			1	2
Titans	**38**	**12**	**23**	**4**	**34/35**	**20/28**	**1**	**336**
Opponents	**46**	**17**	**27**	**2**	**44/44**	**22/29**	**0**	**388**

2-Pt Conversions: Mason, K. Dyson, Bennett,
Titans 3-4, Opponents 1-2

RUSHING	No	Yds	Avg	Lg	TD
George	315	939	3.0	27	5
McNair	75	414	5.5	24	5
Hicks	56	341	6.1	51	1
Green	15	71	4.7	21	1
O'Donnell	6	28	4.7	15	0
Wycheck	1	1	1.0	1	0
Titans	**468**	**1794**	**3.8**	**51**	**12**
Opponents	**405**	**1431**	**3.5**	**48t**	**17**

RECEIVING	No	Yds	Avg	Lg	TD
Mason	73	1128	15.5	71t	9
Wycheck	60	672	11.2	30	4
K.Dyson	54	825	15.3	68t	7
George	37	279	7.5	25	0
Kinney	25	263	10.5	24	1
Bennett	24	329	13.7	50	1
Green	12	64	5.3	10	1
Sanders	5	74	14.8	22	0
Hicks	5	22	4.4	9	0
McCareins	3	88	29.3	36	0
Meier	3	31	10.3	18	0
Natkin	2	42	21.0	27	0
Berlin	2	28	14.0	19	0
Coleman	1	19	19.0	19	0
Ours	1	3	3.0	3	0
Titans	**307**	**3867**	**12.6**	**71t**	**23**
Opponents	**328**	**4259**	**13.0**	**78**	**27**

INTERCEPTIONS	No	Yds	Avg	Lg	TD
A. Dyson	3	36	12.0	36	0
Rolle	3	3	1.0	3	0
Bulluck	2	21	10.5	21	0
Robinson	2	13	6.5	13	0
Godfrey	1	5	5.0	5	0
Booker	1	0	0.0	0	0
Favors	1	0	0.0	0	0
Titans	**13**	**78**	**6.0**	**36**	**0**
Opponents	**17**	**163**	**9.6**	**45t**	**2**

PUNTING	No	Yds	Avg	Net	TB	In	Lg	B
Hentrich	85	3567	42.0	37.0	8	28	70	0
Titans	**85**	**3567**	**42.0**	**37.0**	**8**	**28**	**70**	**0**
Opponents	**82**	**3388**	**41.3**	**35.7**	**9**	**25**	**58**	**1**

PUNT RETURNS	No	FC	Yds	Avg	Lg	TD
Mason	20	19	128	6.4	20	0
J.Walker	14	4	125	8.9	36	0
McCareins	2	0	29	14.5	18	0
Titans	**36**	**23**	**282**	**7.8**	**36**	**0**
Opponents	**36**	**20**	**264**	**7.3**	**31**	**0**

KICKOFF RETURNS	No	Yds	Avg	Lg	TD
Mason	34	748	22.0	101t	1
Berlin	13	253	19.5	32	0
Coleman	11	251	22.8	34	0
McCareins	4	70	17.5	21	0
J. Walker	3	33	11.0	19	0
Green	2	20	10.0	12	0
Bennett	1	11	11.0	11	0
Kinney	1	13	13.0	13	0
Long	1	10	10.0	10	0
Rolle	1	3	3.0	3	0
Titans	**71**	**1413**	**19.9**	**101t**	**1**
Opponents	**57**	**1418**	**24.9**	**81**	**0**

FIELD GOALS	1-19	20-29	30-39	40-49	50+
Nedney	0/0	6/6	5/5	8/15	1/2
Titans	**0/0**	**6/6**	**5/5**	**8/15**	**1/2**
Opponents	**0/0**	**4/4**	**15/17**	**2/7**	**1/1**

Nedney: (51G) (47N, 22G,43G) (46N) (44G, 45G, 47N,49G) (38G, 4G, 30G, 46G) (48N) (51N, 46G) (48N, 27G) (41G, 37G) (49G) (29G) (37G) (44N, 24G) (22G, 21G) (31G) ()
Opponents: (37G) (35G,37N,39G) (26G,25G) () (40B, 23G) (48N,42G, 27G) (38G) (31G,33G30G) () (39G),47N37G) () () (33G,54G) (40N,35G,33N,42N) (30G,44G) (30G,33G, 34G)

SACKS

Kearse 10.0, Evans 5.5, Fisk 2.5, Carter 2.0, Rolle 2.0, Smith 2.0, Favors 1.5, Morris 1.5, Bulluck 1..0, Chamberlin 1.0, Ford 1.0, Godfrey 1.0, Robinson 1.0
Titans 32.0, Opponents 43.0

TACKLES (Solo-Assists-Total)

Godfrey (79-32-111), Robinson (58-43-101) Phenix (63-24-87), Evans (53-24-77), Fisk (38-30-68), Kearse (39-25-64), Bulluck (35-29-64), Carter (39-22-61), Favors (34-27-61), A. Dyson (52-6-58), Rolle (52-4-56), Morris (34-12-46), Ford (24-20-44), Jenkins (12-3-15), Porter (26-5-31), Bishop (22-5-27), Mitchell (22-3-25), Salave'a (6-12-18), J. Walker (8-9-17), Smith (8-8-16). Chamberlin (12-3-15), Booker (6-2-8), Myers (2-2-4), Thomas (2-1-3), Green (1-0-1)
Team Totals: 751-352-1103

PASSING	Att	Cmp	Pct	Yards	Yds/Att	TD	Int	Lg	Sk/Yds	Rating
McNair	431	264	61.3	3350	7.77	21	12	71t	37/251	90.2
O'Donnell	76	42	55.3	496	6.53	2	2	35t	6/58	73.1
Volek	3	0	0.0	0	0.00	0	0	0	0/0	39.6
Green	2	0	0.0	0	0.00	0	2	0	0/0	0.0
Hentrich	2	0	0.0	0	0.00	0	1	0	0/0	0
Wycheck	1	1	100.0	21	21.00	0	0	21	0/0	118.8
Titans	**515**	**307**	**59.6**	**3867**	**7.51**	**23**	**17**	**71t**	**43/309**	**84.2**
Opponents	**559**	**328**	**58.7**	**4259**	**7.62**	**27**	**13**	**78**	**32/175**	**89.1**

USUAL STARTING LINEUP

OFFENSE

WR	Derrick Mason (85)
TE/FB	Erron Kinney (88)
LT	Brad Hopkins (72)
LG	Zach Piller (69)
C	**Bruce Matthews (74)**
RG	Benji Olson (75)
RT	Fred Miller (71)
TE	Frank Wycheck (89)
WR	Kevin Dyson (87)
QB	Steve McNair (9)
RB	Eddie George (27)

DEFENSE

LE	Kevin Carter (93)
LT	Josh Evans (91)
RT	Jason Fisk (97)
RE	**Jevon Kearse (90)**
LLB	Greg Favors (51)
MLB	Randall Godfrey (56)
RLB	Eddie Robinson (55)
LCB	Andre Dyson (22)
RCB	Samari Rolle (21)
SS	Aric Morris (28)
FS	Perry Phenix (35)

SPECIALISTS

K	Joe Nedney (6)
P	Craig Hentrich (15)

Pro Bowl
All-Pro

GM: Floyd Reese; **Head Coach:** Jeff Fisher
Asst. Coaches: Mike Heimerdinger (off. coord.), Jim Schwartz (def. coord.), George Henshaw (asst. head coach/off.), Gunther Cunningham (asst. head coach defense/LB), Chuck Cecil (def. asst.), Craig Johnson (off. asst.), Alan Lowry (ST), Mike Munchak (OL), Sherman Smith (RB), Steve Walters (WR), Jim Washburn (DL), Steve Watterson (strength & rehab.), Everett Withers (DB)

AMERICAN FOOTBALL CONFERENCE STANDINGS

	W	L	T	Pct
AFC EAST	**W**	**L**	**T**	**Pct**
New England	11	5	0	.688
* Miami	11	5	0	.688
* N.Y. Jets	10	6	0	.625
Indianapolis	6	10	0	.375
Buffalo	3	13	0	.188
AFC CENTRAL	**W**	**L**	**T**	**Pct**
Pittsburgh	13	3	0	.812
* Baltimore	10	6	0	.625
Cleveland	7	9	0	.438
Tennessee	**7**	**9**	**0**	**.438**
Jacksonville	6	10	0	.375
Cincinnati	6	10	0	.375
AFC WEST	**W**	**L**	**T**	**Pct**
Oakland	10	6	0	.625
Seattle	9	7	0	.562
Denver	8	8	0	.500
Kansas City	6	10	0	.375
San Diego	5	11	0	.312

NATIONAL FOOTBALL CONFERENCE STANDINGS

	W	L	T	Pct
NFC EAST	**W**	**L**	**T**	**Pct**
Philadelphia	11	5	0	.688
Washington	8	8	0	.500
N.Y. Giants	7	9	0	.438
Arizona	7	9	0	.438
Dallas	5	11	0	.312
NFC CENTRAL	**W**	**L**	**T**	**Pct**
Chicago	13	3	0	.812
* Green Bay	12	4	0	.750
* Tampa Bay	9	7	0	.562
Minnesota	5	11	0	.312
Detroit	2	14	0	.125
NFC WEST	**W**	**L**	**T**	**Pct**
St. Louis	14	2	0	.875
* San Francisco	12	4	0	.750
New Orleans	7	9	0	.438
Atlanta	7	9	0	.438
Carolina	1	15	0	.062

* Wild Card for Playoffs

2000 SEASON (13-3 REGULAR SEASON, 0-1 PLAYOFFS) • 1ST PLACE AFC CENTRAL

DATE	OPPONENT	SCORE	W/L	ATT
Sep. 3	at Buffalo	13-16	L	77,492
Sep. 10	KANSAS CITY	17-14*	W	68,203
Sep. 17	BYE			
Sep. 24	at Pittsburgh	23-20	W	51,769
Oct. 1	NY GIANTS	28-14	W	68,341
Oct. 8	at Cincinnati	23-14	W	63,406
Oct. 16	JACKSONVILLE	27-13	W	68,498
Oct. 22	at Baltimore	14-6	W	69,200
Oct. 30	at Washington	27-21	W	83,472
Nov. 5	PITTSBURGH	9-7	W	68,498
Nov. 12	BALTIMORE	23-24	L	68,490
Nov. 19	CLEVELAND	24-10	W	68,498
Nov. 26	at Jacksonville	13-16	L	65,454
Dec. 3	at Philadelphia	15-13	W	65,639
Dec. 10	CINCINNATI	35-3	W	68,498
Dec. 17	at Cleveland	24-0	W	72,318
Dec. 25	DALLAS	31-0	W	68,498
Jan. 7	**BALTIMORE**	**10-24**	**L**	**68,527**

* Overtime

	TITANS	OPP
Total First Downs	**299**	**215**
Rushing	107	62
Passing	167	134
Penalty	25	19
3rd Down: Made/Att	**97/228**	**68/221**
3rd Down Pct.	42.5	30.8
4th Down: Made/Att	4/11	1/12
4th Down Pct.	36.4	8.3
Possession Avg.	**33:48**	**26:12**
Total Net Yards	**5350**	**3814**
Avg. Per Game	334.4	238.4
Total Plays	1036	908
Avg. Per Play	5.2	4.2
Net Yards Rushing	**2085**	**1390**
Avg. Per Game	130.3	86.9
Total Rushes	546	387
Net Yards Passing	**3265**	**2424**
Avg. Per Game	204.1	151.5
Sacked/Yards Lost	28/165	55/337
Gross Yards	3430	2761
Att./Comp.	462/286	466/242
Completion Pct.	61.9	51.9
Had Intercepted	16	17
Punts/Average	**76/40.8**	**105/42.7**
Net Punting Avg.	**76/36.3**	**105/35.0**
Penalties/Yards	**107/870**	**97/778**
Fumbles/Ball Lost	**24/14**	**39/13**
Touchdowns	**38**	**20**
Rushing	14	7
Passing	18	10
Returns	6	3

BY PERIODS	1	2	3	4	OT	PTS
Titans	**65**	**111**	**75**	**92**	**3**	**346**
Opponents	**36**	**50**	**30**	**75**	**0**	**191**

SCORING	TD	RU	PA	RT	PAT	FG	S	TP
Del Greco	0	0	0	0	37/38	27/33	0	118
George	16	14	2	0			0	96
Mason	6	0	5	1			0	36
Wycheck	4	0	4	0			0	24
Neal	2	0	2	0			0	12
Thigpen	2	0	2	0			0	12
Bulluck	1	0	0	1			0	6
K.Dyson	1	0	1	0			0	6
Ford	1	0	0	1			0	6
Godfrey	1	0	0	1			0	6
Kinney	1	0	1	0			0	6
Phenix	1	0	0	1			0	6
Rolle	1	0	0	1			0	6
Thomas	1	0	1	0			0	6
Hentrich	0	0	0	0	0/0	0/1	0	0
Titans	**38**	**14**	**18**	**6**	**37/38**	**27/34**	**0**	**346**
Opponents	**20**	**7**	**10**	**3**	**20/20**	**17/22**	**0**	**191**

2-Pt Conversions: Titans 0-0, Opponents 0-0

RUSHING	No	Yds	Avg	Lg	TD
George	403	1509	3.7	35t	14
McNair	71	404	5.7	25	0
Thomas	61	175	2.9	20	0
Mason	1	1	1.0	1	0
Neal	1	-2	-2.0	-2	0
O'Donnell	9	-2	-.2	4	0
Titans	**546**	**2085**	**3.8**	**35t**	**14**
Opponents	**387**	**1390**	**3.6**	**80t**	**7**

RECEIVING	No	Yds	Avg	Lg	TD
Wycheck	70	636	9.1	26	4
Mason	63	895	14.2	34	5
George	50	453	9.1	24	2
Sanders	33	536	16.2	54	0
Kinney	19	197	10.4	19	1
Thigpen	15	289	19.3	56t	2
Pickens	10	242	24.2	67	0
Neal	9	31	3.4	8	2
Thomas	8	35	4.4	9t	1
Dyson	6	104	17.3	30t	1
Roan	3	12	4.0	6	0
Titans	**286**	**3430**	**12.0**	**67**	**18**
Opponents	**242**	**2761**	**11.4**	**48**	**10**

INTERCEPTIONS	No	Yds	Avg	Lg	TD
Rolle	7	140	20.0	81t	1
Sidney	3	19	6.3	19	0
Godfrey	2	25	12.5	24t	1
D. Walker	2	4	2.0	4	0
Phenix	1	87	87.0	87t	1
Bulluck	1	8	8.0	8t	1
Booker	1	2	2.0	2	0
Titans	**17**	**285**	**16.8**	**87t**	**4**
Opponents	**16**	**236**	**14.8**	**42t**	**3**

PUNTING	No	Yds	Avg	Net	TB	In	Lg	B
Hentrich	76	3101	40.8	36.3	9	33	67	0
Titans	**76**	**3101**	**40.8**	**36.3**	**9**	**33**	**67**	**0**
Opponents	**105**	**4484**	**42.7**	**35.0**	**7**	**30**	**64**	**0**

PUNT RETURNS	No	FC	Yds	Avg	Lg	TD
Mason	51	17	662	13.0	69t	1
Thigpen	1	1	9	9.0	9	0
D.Walker	1	0	0	0.0	0	0
Titans	**53**	**18**	**671**	**12.7**	**69t**	**1**
Opponents	**28**	**21**	**160**	**5.7**	**20**	**0**

KICKOFF RETURNS	No	Yds	Avg	Lg	TD
Mason	42	1132	27.0	66	0
Coleman	2	54	27.0	27	0
Leach	1	10	10.0	10	0
Neal	1	15	15.0	15	0
Thornton	1	16	16.0	16	0
Titans	**47**	**1227**	**26.1**	**66**	**0**
Opponents	**76**	**1587**	**20.9**	**38**	**0**

FIELD GOALS	1-19	20-29	30-39	40-49	50+
Del Greco	0/0	13/15	7/8	6/9	1/1
Hentrich	0/0	0/0	0/0	0/0	0/1
Titans	**0/0**	**13/15**	**7/8**	**6/9**	**1/2**
Opponents	**0/0**	**5/5**	**6/8**	**6/7**	**0/2**

Del Greco:(38G, 27G) (36G) (24G, 40G, 40G) (46N) (22G, 41G, 33N, 34G) (26G, 44N, 28G) () (46G, 21G) (21G, 24N, 31G, 29G) (23G, 43N) (22G) (30G, 38G, 28N) (26G, 42G, 22G, 44G, 50G) () (33G) (21G)
Hentrich: (60N) () () () () () () () () () () () () () () () ()
Opponents: (51N, 42G, 41G, 33G) (36N) (32G, 32G, 50N) () (35B, 46N) (23G, 45G) (21G, 38G) () () (45G) (38G) (27G, 20G, 38G) (23G, 40G) (45G) () ()

SACKS

Kearse 11.5, Holmes 8.0, Favors 5.5, Robinson 4.0, Salave'a 4.0, Thornton 4.0, Embray 3.5, Godfrey 3.0, Bishop 2.5, Smith 2.5, Fisk 2.0, Ford 2.0, Rolle 1.5, Killens 1.0

Titans 55.0, Opponents 28.0

TACKLES (Solo-Assists-Total)

Godfrey (97-72-169), Bishop (76-29-105), Robertson (62-30-92), Robinson (59-32-91), Kearse (53-31-84), Fisk (41-35-76), Holmes (44-29-73), Favors (37-24-61), Thornton (27-28-55), Ford (28-19-47), Salave'a (22-21-43), Walker (40-3-43), Rolle (27-15-42), Phenix (20-5-25), Sidney (15-6-21), Bulluck (13-8-21), Booker (11-9-20), Embray (7-9-16), Myers (8-3-11), McCullough (6-2-8), Smith (4-2-6), Chamberlin (0-2-2), Killens (2-0-2), Morris (0-1-1)

Team Totals: 693-416-1109

PASSING	Att	Cmp	Pct	Yards	Yds/Att	TD	Int	Lg	Sk/Yds	Rating
McNair	396	248	62.6	2847	7.19	15	13	56t	24/141	83.2
O'Donnell	64	36	56.3	530	8.28	2	3	67	3/23	74.3
Wycheck	2	2	100.0	53	26.50	1	0	30t	0/0	158.3
Titans	**462**	**286**	**61.9**	**3430**	**7.42**	**18**	**16**	**67**	**28/165**	**83.2**
Opponents	**466**	**242**	**51.9**	**2761**	**5.92**	**10**	**17**	**48**	**55/337**	**62.0**

USUAL STARTING LINEUP

OFFENSE

WR	**Derrick Mason (85)**
LT	**Brad Hopkins (72)**
LG	**Bruce Matthews (74)**
C	Kevin Long (60)
RG	Benji Olson (75)
RT	Fred Miller (71)
TE	**Frank Wycheck (89)**
WR	Chris Sanders (81)
QB	**Steve McNair (9)**
RB	**Eddie George (27)**
FB	Lorenzo Neal (41)

DEFENSE

LE	**Jevon Kearse (90)**
LT	John Thornton (78)
RT	Jason Fisk (97)
RE	Kenny Holmes (99)
LLB	Greg Favors (51)
MLB	Randall Godfrey (56)
RLB	Eddie Robinson (55)
LCB	Denard Walker (25)
RCB	**Samari Rolle (21)**
SS	**Blaine Bishop (23)**
FS	Marcus Robertson (31)

SPECIALISTS

K	Al Del Greco (3)
P	Craig Hentrich (15)

Pro Bowl
All-Pro

GM: Floyd Reese; **Head Coach:** Jeff Fisher
Asst. Coaches: Mike Heimerdinger (off. coord.), Gregg Williams (def. coord.), George Henshaw (asst. head coach/off.), Jerry Gray (DB), Craig Johnson (off. asst.), Alan Lowry (ST), Mike Munchak (OL), Jim Schwartz (LB), Sherman Smith (RB), Ronnie Vinklarek (def. asst.), Steve Walters (WR), Jim Washburn (DL), Steve Watterson (strength & rehab.)

AMERICAN FOOTBALL CONFERENCE STANDINGS

	W	L	T	Pct
AFC EAST				
Miami	11	5	0	.688
* Indianapolis	10	6	0	.625
N.Y. Jets	9	7	0	.563
Buffalo	8	8	0	.500
New England	5	11	0	.313
AFC CENTRAL	**W**	**L**	**T**	**Pct**
Tennessee	**13**	**3**	**0**	**.813**
* Baltimore	12	4	0	.750
Pittsburgh	9	7	0	.563
Jacksonville	7	9	0	.438
Cincinnati	4	12	0	.250
Cleveland	3	13	0	.188
AFC WEST	**W**	**L**	**T**	**Pct**
Oakland	12	4	0	.750
* Denver	11	5	0	.688
Kansas City	7	9	0	.438
Seattle	6	10	0	.375
San Diego	1	15	0	.063

NATIONAL FOOTBALL CONFERENCE STANDINGS

	W	L	T	Pct
NFC EAST				
N.Y. Giants	12	4	0	.750
* Philadelphia	11	5	0	.688
Washington	8	8	0	.500
Dallas	5	11	0	.313
Arizona	3	13	0	.188
NFC CENTRAL	**W**	**L**	**T**	**Pct**
Minnesota	11	5	0	.688
* Tampa Bay	10	6	0	.625
Green Bay	9	7	0	.563
Detroit	9	7	0	.563
Chicago	5	11	0	.313
NFC WEST	**W**	**L**	**T**	**Pct**
New Orleans	10	6	0	.625
* St. Louis	10	6	0	.625
Carolina	7	9	0	.438
San Francisco	6	10	0	.375
Atlanta	4	12	0	.250

* Wild Card for Playoffs

1999 SEASON (13-3 REGULAR SEASON, 3-1 PLAYOFFS) • 2ND PLACE AFC CENTRAL

DATE	OPPONENT	SCORE	W/L	ATT
Sep. 12	CINCINNATI	36-35	W	65,272
Sep. 19	CLEVELAND	26-9	W	65,904
Sep. 26	at Jacksonville	20-19	W	61,502
Oct. 3	at San Francisco	22-24	L	67,447
Oct. 10	BALTIMORE	14-11	W	65,486
Oct. 17	at New Orleans	24-21	W	51,875
Oct. 24	BYE			
Oct. 31	ST. LOUIS	24-21	W	66,415
Nov. 7	at Miami	0-17	L	74,109
Nov. 14	at Cincinnati	24-14	W	46,017
Nov. 21	PITTSBURGH	16-10	W	66,619
Nov. 28	at Cleveland	33-21	W	72,008
Dec. 5	at Baltimore	14-41	L	67,854
Dec. 9	OAKLAND	21-14	W	66,357
Dec. 19	ATLANTA	30-17	W	66,196
Dec. 26	JACKSONVILLE	41-14	W	66,641
Jan. 2	at Pittsburgh	47-36	W	48,025
Jan. 8	**BUFFALO**	**22-16**	**W**	**66,782**
Jan. 16	**at Indianapolis**	**19-16**	**W**	**57,097**
Jan. 23	**at Jacksonville**	**33-14**	**W**	**75,206**
Jan. 30	**ST. LOUIS**	**16-23**	**L**	**72,625**

* Overtime

	TITANS	OPP
Total First Downs	**294**	**300**
Rushing	109	81
Passing	167	193
Penalty	18	26
3rd Down: Made/Att	83/217	70/200
3rd Down Pct.	38.2	35.0
4th Down: Made/Att	7/12	4/14
4th Down Pct.	58.3	28.6
Possession Avg.	**31:30**	**28:30**
Total Net Yards	**5296**	**5245**
Avg. Per Game	331.0	327.8
Total Plays	1011	994
Avg. Per Play	5.2	5.3
Net Yards Rushing	**1811**	**1550**
Avg. Per Game	113.2	96.9
Total Rushes	459	383
Net Yards Passing	**3485**	**3695**
Avg. Per Game	217.8	230.9
Sacked/Yards Lost	25/137	54/305
Gross Yards	3622	4000
Att./Comp.	527/304	557/312
Completion Pct.	57.7	56.0
Had Intercepted	13	16
Punts/Average	**90/42.5**	**80/42.9**
Net Punting Avg.	**90/38.1**	**80/37.2**
Penalties/Yards	**114/1069**	**128/1010**
Fumbles/Ball Lost	**17/9**	**39/24**
Touchdowns	**46**	**39**
Rushing	19	8
Passing	23	26
Returns	4	5

BY PERIODS	1	2	3	4	OT	PTS
Titans	**113**	**97**	**85**	**97**	**0**	**392**
Opponents	**44**	**93**	**103**	**84**	**0**	**324**

SCORING	TD	RU	PA	RT	PAT	FG	S	TP
Del Greco	0	0	0	0	43/43	21/25	0	106
E. George	13	9	4	0			0	78
McNair	8	8	0	0			0	48
Dyson	4	0	4	0			0	24
Thigpen	4	0	4	0			0	24
Neal	3	1	2	0			0	18
Roan	3	0	3	0			0	18
Byrd	2	0	2	0			0	12
Wycheck	2	0	2	0			0	12
Harris	1	0	1	0			0	8
Kearse	1	0	0	1			0	6
Mason	1	0	0	1			0	6
Mitchell	1	0	0	1			0	6
Sanders	1	0	1	0			0	6
Thomas	1	1	0	0			0	6
Walker	1	0	0	1			0	6
Thornton	0	0	0	0			1	2
Titans	**46**	**19**	**23**	**4**	**43/43**	**21/25**	**4**	**392**
Opponents	**39**	**8**	**26**	**5**	**33/33**	**15/22**	**2**	**324**

2-Pt Conversions: Harris, **Titans 1-3, Opponents 4-6**

RUSHING	No	Yds	Avg	Lg	TD
E. George	320	1304	4.1	40	9
McNair	72	337	4.7	38	8
Thomas	43	164	3.8	22	1
Dyson	1	3	3.0	3	0
Hentrich	2	1	0.5	1	0
Neal	2	1	0.5	1t	1
O'Donnell	19	1	0.1	4	0
Titans	**459**	**1811**	**3.9**	**40**	**19**
Opponents	**383**	**1550**	**4.0**	**72**	**8**

RECEIVING	No	Yds	Avg	Lg	TD
Wycheck	69	641	9.3	35	2
Dyson	54	658	12.2	47t	4
E. George	47	458	9.7	54t	4
Thigpen	38	648	17.1	35	4
Harris	26	297	11.4	62t	1
Sanders	20	336	16.8	48t	1
Byrd	14	261	18.6	65t	2
Roan	9	93	10.3	24t	3
Thomas	9	72	8.0	26	0
Mason	8	89	11.1	31	0
Neal	7	27	3.9	8	2
Kent	3	42	14.0	25	0
Titans	**304**	**3622**	**11.9**	**65t**	**23**
Opponents	**312**	**4000**	**12.8**	**78t**	**26**

INTERCEPTIONS	No	Yds	Avg	Lg	TD
Rolle	4	65	16.3	30	0
Sidney	3	12	4.0	7	0
Holmes	2	17	8.5	19	0
Dorsett	1	43	43.0	43	0
Mitchell	1	42	42.0	42t	1
Bowden	1	29	29.0	29	0
Walker	1	27	27.0	27	0
Fisk	1	17	17.0	17	0
Robertson	1	3	3.0	3	0
Jackson	1	2	2.0	2	0
Titans	**16**	**257**	**16.1**	**43**	**1**
Opponents	**13**	**227**	**17.5**	**47t**	**2**

PUNTING	No	Yds	Avg	Net	TB	In	Lg	B
Hentrich	90	3824	42.5	38.1	3	35	78	0
Titans	**90**	**3824**	**42.5**	**38.1**	**3**	**35**	**78**	**0**
Opponents	**80**	**3435**	**42.9**	**37.2**	**5**	**25**	**72**	**2**

PUNT RETURNS	No	FC	Yds	Avg	Lg	TD
Mason	26	15	225	8.7	65t	1
Preston TM	8	2	59	7.4	12	0
Byrd	2	0	8	4.0	8	0
S. George	1	0	18	18.0	18	0
Rolle	1	0	23	23.0	23	0
Sidney	1	0	4	4.0	4	0
Thigpen	1	0	21	21.0	21	0
Titans	**40**	**17**	**358**	**9.0**	**65t**	**1**
Opponents	**45**	**22**	**335**	**7.4**	**32**	**0**

KICKOFF RETURNS	No	Yds	Avg	Lg	TD
Mason	41	805	19.6	41	0
Preston TM	5	119	23.8	29	0
S. George	4	63	15.8	22	0
Byrd	2	16	8.0	9	0
Kent	2	24	12.0	13	0
Neal	2	15	7.5	14	0
Titans	**56**	**1042**	**18.6**	**41**	**0**
Opponents	**76**	**1596**	**21.0**	**99t**	**2**

FIELD GOALS	1-19	20-29	30-39	40-49	50+
Del Greco	1/1	8/8	7/9	4/6	1/1
Titans	**1/1**	**8/8**	**7/9**	**4/6**	**1/1**
Opponents	**0/0**	**4/4**	**4/7**	**6/9**	**1/2**

Del Greco: (50G, 33G) (35G,44N) (44G, 48G) (21G, 22G,28G) () (42N,19G) (27G) (33N) (26G) () (27G,31G, 37N) (39G,33G) () (38G,27G,43N) (30G,20G) (42G)
Opponents: (33G,38G) (41G) (42G) (39G) (44G,46G,50G) (24G,42G) (54N,38N) (43N,46G) (32N) (44N,24G) () (21G,27G) (32N,45N) (32G) () ()

SACKS

Kearse 14.5, Robinson 6.0, Ford 5.5, Thornton 4.5, Fisk 4.0, Holmes 4.0, Bowden 3.5, Evans 3.5. Rolle 3.0, Bishop 2.5, Jones 1.0, Frederick 0.5, Jackson 0.5, Robertson 0.5, Wortham 0.5

Titans 54.0, Opponents 25.0

TACKLES (Solo-Assists-Total)

Bishop (80-33-113), Robinson (84-49-113), Robertson (64-28-92), Kearse (59-26-85), Bowden (54-27-81), Wortham (50-31-81), Fisk (41-39-80), Rolle (57-13-70), Walker (47-9-56), Evans (26-28-54), Ford (26-15-41), Phenix (32-7-39), Sidney (34-5-39), Holmes (20-18-38), Thornton (23-10-33), Killens (13-12-25), Jackson (18-4-22), Colman (12-9-21), Jones (12-7-19), Dorsett (10-1-11), Frederick (2-8-10), Salave'a (4-6-10), Mitchell (6-1-7), McCullough (3-0-3)

Team Totals: 760-383-1143

PASSING	Att	Cmp	Pct	Yards	Yds/Att	TD	Int	Lg	Sk/Yds	Rating
McNair	331	187	56.5	2179	6.58	12	8	65t	16/74	78.6
O'Donnell	195	116	59.5	1382	7.09	10	5	54t	9/63	87.6
Wycheck	1	1	100.0	61	61.00	1	0	61t	0/0	158.3
Titans	**527**	**304**	**57.7**	**3622**	**6.87**	**23**	**13**	**65t**	**25/137**	**83.1**
Opponents	**557**	**312**	**56.0**	**4000**	**7.18**	**26**	**16**	**78t**	**54/305**	**82.3**

USUAL STARTING LINEUP

OFFENSE

WR	Kevin Dyson (87)
LT	Brad Hopkins (72)
LG	**Bruce Matthews (74)**
C	Kevin Long (60)
RG	Benji Olson (75)
RT	Jon Runyan (69)
TE	**Frank Wycheck (89)**
WR	Yancey Thigpen (82)
QB	Steve McNair (9)
RB	**Eddie George (27)**
FB	Lorenzo Neal (41)

DEFENSE

LE	**Jevon Kearse (90)**
LT	Josh Evans (91)
RT	Jason Fisk (97)
RE	Kenny Holmes (99)
LLB	Eddie Robinson (55)
MLB	Barron Wortham (52)
RLB	Joe Bowden (58)
LCB	Denard Walker (25)
RCB	Samari Rolle (21)
SS	Blaine Bishop (23)
FS	Marcus Robertson (31)

SPECIALISTS

K	Al Del Greco (3)
P	Craig Hentrich (15)

Pro Bowl
All-Pro

GM: Floyd Reese; **Head Coach:** Jeff Fisher
Asst. Coaches: George Henshaw (asst. head coach/ run game), Les Steckel (off. coord.), Gregg Williams (def. coord.), Bart Andrus (QB), O'Neill Gilbert (LB), Jerry Gray (DB), Alan Lowry (ST), Mike Munchak (OL), Jim Schwartz (def. asst.), Sherman Smith (RB), Steve Walters (WR), Jim Washburn (DL), Steve Watterson (strength & rehab.)

AMERICAN FOOTBALL CONFERENCE STANDINGS

	W	L	T	Pct
AFC EAST	**W**	**L**	**T**	**Pct**
Indianapolis	13	3	0	.813
* Buffalo	11	5	0	.688
* Miami	9	7	0	.563
N.Y. Jets	8	8	0	.500
New England	8	8	0	.500
AFC CENTRAL	**W**	**L**	**T**	**Pct**
Jacksonville	14	2	0	.875
*** Tennessee**	**13**	**3**	**0**	**.813**
Baltimore	8	8	0	.500
Pittsburgh	6	10	0	.375
Cincinnati	4	12	0	.250
Cleveland	2	14	0	.125
AFC WEST	**W**	**L**	**T**	**Pct**
Seattle	9	7	0	.563
Kansas City	9	7	0	.563
Oakland	8	8	0	.500
San Diego	8	8	0	.500
Denver	6	10	0	.375

NATIONAL FOOTBALL CONFERENCE STANDINGS

	W	L	T	Pct
NFC EAST	**W**	**L**	**T**	**Pct**
Washington	10	6	0	.625
* Dallas	8	8	0	.500
N.Y. Giants	7	9	0	.438
Arizona	6	10	0	.375
Philadelphia	5	11	0	.313
NFC CENTRAL	**W**	**L**	**T**	**Pct**
Tampa Bay	11	5	0	.688
* Minnesota	10	6	0	.625
* Detroit	8	8	0	.500
Green Bay	8	8	0	.500
Chicago	6	10	0	.375
NFC WEST	**W**	**L**	**T**	**Pct**
St. Louis	13	3	0	.813
Carolina	8	8	0	.500
Atlanta	5	11	0	.313
San Francisco	4	12	0	.250
New Orleans	3	13	0	.188

* Wild Card for Playoffs

ALL-TIME PRESEASON SUMMARY

OPPONENT	WON	LOST	TIED
Titans vs. Arizona	5	3	0
Titans vs. Atlanta	7	5	0
Titans vs. Baltimore	0	1	0
Titans vs. Buffalo	10	3	0
Titans vs. Carolina	1	2	0
Titans vs. Chicago	8	7	0
Titans vs. Cincinnati	1	1	0
Titans vs. Cleveland	2	1	0
Titans vs. Dallas	13	21	0
Titans vs. Denver	5	5	0
Titans vs. Detroit	2	3	0
Titans vs. Green Bay	8	4	0
Titans vs. Indianapolis	2	5	0
Titans vs. Kansas City	3	12	0
Titans vs. Las Vegas	6	5	0
Titans vs. L.A. Chargers	3	7	0
Titans vs. L.A. Rams	8	4	0
Titans vs. Miami	2	1	0
Titans vs. Minnesota	4	7	0
Titans vs. New England	7	1	0
Titans vs. New Orleans	15	15	1
Titans vs. N.Y. Giants	2	3	0
Titans vs. N.Y. Jets	8	7	0
Titans vs. Philadelphia	4	3	0
Titans vs. Pittsburgh	0	2	0
Titans vs. San Francisco	2	1	0
Titans vs. Seattle	1	3	0
Titans vs. Tampa Bay	5	8	0
Titans vs. Washington	3	5	0
TOTALS:	**137**	**145**	**1**

YEAR-BY-YEAR PRESEASON RESULTS

1960 (2-3)

SITE	OPPONENT	OILERS	OPP
Tulsa, Okla.	Dallas	10	27
Los Angeles	Los Angeles	13	22
Houston	Denver	42	3
Mobile, Ala.	N.Y. Titans	30	14
Dallas	Dallas	3	24

1961 (3-2)

SITE	OPPONENT	OILERS	OPP
San Diego	San Diego	14	27
Honolulu, Hawaii	Oakland	35	17
Honolulu, Hawaii	San Diego	28	42
Greenville, S.C.	N.Y. Titans	30	20
Mobile, Ala.	Denver	42	20

1962 (4-1)

SITE	OPPONENT	OILERS	OPP
Houston	N.Y. Titans	33	27
Atlanta	Denver	33	17
New Orleans	Boston	20	10
Mobile, Ala.	Buffalo	14	21
Miami	Dallas	34	31

1963 (3-2)

SITE	OPPONENT	OILERS	OPP
Denver	Denver	10	27
Shreveport, La.	N.Y. Jets	17	0
Lowell, Mass.	Boston	21	20
Houston	San Diego	3	21
Wichita, Kan.	Kansas City	23	17

1964 (1-4)

SITE	OPPONENT	OILERS	OPP
Boston	Boston	38	7
Little Rock, Ark.	San Diego	36	44
Houston	Denver	20	32
Las Vegas, Nev.	Oakland	20	34
Houston	Kansas City	17	27

1965 (5-0)

SITE	OPPONENT	OILERS	OPP
Alexandria, Va.	N.Y. Jets	21	16
Buffalo	Buffalo	29	7
Houston	Boston	27	6
San Antonio, Texas	Denver	25	3
Little Rock, Ark.	San Diego	13	10

1966 (1-3)

SITE	OPPONENT	OILERS	OPP
Houston	Oakland	26	17
Birmingham, Ala.	N.Y. Jets	10	16
Little Rock, Ark.	Buffalo	16	2
Kansas City	Kansas City	20	31

1967 (0-4)

SITE	OPPONENT	OILERS	OPP
Houston	Kansas City	9	34
Oakland	Oakland	7	24
Charlotte, N.C.	N.Y. Jets	7	13
Houston	Dallas	17	30

1968 (4-1)

SITE	OPPONENT	OILERS	OPP
Houston	Washington	9	3
Houston	N.Y. Jets	28	14
Houston	New Orleans	24	23
Tulsa, Okla.	Buffalo	37	7
Houston	Dallas	19	33

1969 (3-2)

SITE	OPPONENT	OILERS	OPP
Houston	Buffalo	24	7
Houston	Baltimore	29	33
Houston	Chicago	19	17
Houston	Dallas	11	14
New Orleans	New Orleans	30	14

1970 (2-4)

SITE	OPPONENT	OILERS	OPP
Houston	Chicago	13	23
Houston	New Orleans	10	19
Houston	Minnesota	7	14
Houston	Dallas	37	21
Los Angeles	Los Angeles	3	20
Miami	Philadelphia	27	7

1971 (4-3)

SITE	OPPONENT	OILERS	OPP
Canton, Ohio	Los Angeles	6	17
Houston	N.Y. Giants	35	6
St. Louis	St. Louis	14	16
Houston	Philadelphia	21	17
Houston	Dallas	20	28
Houston	Chicago	37	17
New Orleans	New Orleans	24	17

1972 (2-3-1)

SITE	OPPONENT	OILERS	OPP
Dallas	Dallas	24	25
Chicago	Chicago	17	20
Houston	Green Bay	20	3
Houston	St. Louis	33	24
Minnesota	Minnesota	14	26
Houston	New Orleans	14	14

1973 (2-4)

SITE	OPPONENT	OILERS	OPP
Houston	N.Y. Jets	13	16
Houston	Chicago	7	34
Green Bay	Green Bay	14	33
Houston	Dallas	27	24
Houston	Baltimore	20	9
New Orleans	New Orleans	10	16

1974 (3-3)

SITE	OPPONENT	OILERS	OPP
Houston	N.Y. Giants	16	7
Washington	Washington	48	3
Dallas	Dallas	13	19
Houston	Atlanta	6	10
Houston	Chicago	37	20
Houston	New Orleans	16	24

1975 (3-3)

SITE	OPPONENT	OILERS	OPP
New Orleans	New Orleans	13	7
Houston	Washington	24	13
Denver	Denver	21	27
Houston	Dallas	14	17
Houston	Baltimore	21	26
Chicago	Chicago	24	13

1976 (0-6)

SITE	OPPONENT	OILERS	OPP
Kansas City	Kansas City (OT)	3	9
Houston	New Orleans	10	13
Houston	N.Y. Giants	14	30
Houston	N.Y. Jets	24	27
Houston	Miami	6	10
Dallas	Dallas (OT)	20	26

1977 (2-4)

SITE	OPPONENT	OILERS	OPP
Oakland	Oakland	0	40
Houston	Baltimore	7	14
Houston	Chicago	10	14
Houston	San Francisco	17	3
Houston	Dallas	23	14
New Orleans	New Orleans	16	20

1978 (1-3)

SITE	OPPONENT	OILERS	OPP
Houston	Denver	12	17
Houston	Philadelphia	10	28
Dallas	Dallas	27	13
Houston	New Orleans	3	17

PRESEASON RESULTS

1979 (1-3)

SITE	OPPONENT	OILERS	OPP
Houston	N.Y. Jets	14	21
Houston	St. Louis	9	7
Dallas	Dallas	13	16
New Orleans	New Orleans	7	10

1980 (2-2)

SITE	OPPONENT	OILERS	OPP
Houston	Tampa Bay	7	21
Houston	New Orleans	20	17
Dallas	Dallas	13	20
Houston	Buffalo	24	7

1981 (1-3)

SITE	OPPONENT	OILERS	OPP
Houston	Philadelphia	13	10
New Orleans	New Orleans	7	27
Tampa Bay	Tampa Bay	17	27
Dallas	Dallas	20	28

1982 (2-2)

SITE	OPPONENT	OILERS	OPP
Houston	New Orleans	22	20
Houston	N.Y. Jets	16	33
Houston	Tampa Bay	21	6
Dallas	Dallas	14	20

1983 (0-4)

SITE	OPPONENT	OILERS	OPP
Houston	Baltimore	0	15
Houston	Tampa Bay	17	23
New Orleans	New Orleans	13	20
Dallas	Dallas	31	34

1984 (1-3)

SITE	OPPONENT	OILERS	OPP
Tampa Bay	Tampa Bay	17	30
Houston	N.Y. Jets	36	17
Houston	New Orleans	19	31
Dallas	Dallas	24	31

1985 (1-4)

SITE	OPPONENT	OILERS	OPP
Canton, Ohio	N.Y. Giants	20	21
Los Angeles	L.A. Rams	3	7
New Orleans	New Orleans	23	20
Houston	Kansas City	19	24
Dallas	Dallas	10	20

1986 (4-0)

SITE	OPPONENT	OILERS	OPP
Los Angeles	L.A. Rams	17	14
Houston	Buffalo	23	20
Houston	New Orleans	24	13
Dallas	Dallas	17	14

1987 (2-2)

SITE	OPPONENT	OILERS	OPP
Houston	Kansas City	20	32
New Orleans	New Orleans	16	13
Indianapolis	Indianapolis	6	17
Dallas	Dallas	18	13

1988 (4-0)

SITE	OPPONENT	OILERS	OPP
Houston	Buffalo	13	9
Memphis, Tenn.	New England	27	14
Los Angeles	L.A. Rams	20	17
Dallas	Dallas	54	10

1989 (2-2)

SITE	OPPONENT	OILERS	OPP
Tampa Bay	Tampa Bay	23	41
Jacksonville, Fla.	Miami	26	10
Oakland	L.A. Raiders	23	21
Dallas	Dallas	28	30

1990 (1-3)

SITE	OPPONENT	OILERS	OPP
Houston	Detroit	10	34
Houston	N.Y. Giants	10	13
Minnesota	Minnesota	21	22
Dallas	Dallas	27	6

1991 (2-2)

SITE	OPPONENT	OILERS	OPP
San Diego	San Diego	29	31
Houston	Atlanta	7	36
Houston	Dallas	30	20
Memphis, Tenn.	L.A. Rams	16	13

1992 (4-1)

SITE	OPPONENT	OILERS	OPP
Tokyo, Japan	Dallas	34	23
Detroit	Detroit	17	7
Dallas	Dallas	17	16
New Orleans	New Orleans	33	3
Los Angeles	L.A. Raiders	26	30

1993 (1-3)

SITE	OPPONENT	OILERS	OPP
San Antonio, Texas	New Orleans	28	37
Houston	Detroit	20	24
San Antonio, Texas	Dallas	23	20
Houston	Seattle	10	20

1994 (2-3)

SITE	OPPONENT	OILERS	OPP
Kansas City	Kansas City	17	24
San Antonio, Texas	San Diego	31	3
Mexico City, Mexico	Dallas	6	0
San Antonio, Texas	Buffalo	16	18
Houston	L.A. Raiders	23	24

1995 (0-3)

SITE	OPPONENT	OILERS	OPP
Houston	Arizona	13	16
Knoxville, Tenn.	Washington (OT)	13	16
Houston	San Diego	canceled	
San Antonio, Texas	Dallas	0	10

1996 (2-2)

SITE	OPPONENT	OILERS	OPP
Jackson, Miss.	N.Y. Jets	31	13
Houston	Indianapolis	16	12
Houston	Detroit	23	34
Orlando, Fla.	Dallas	19	24

1997 (0-4)

SITE	OPPONENT	OILERS	OPP
Memphis, Tenn.	New Orleans	12	21
Nashville	Washington	12	18
Nashville	San Diego	7	21
Dallas	Dallas	10	34

1998 (3-1)

SITE	OPPONENT	OILERS	OPP
Atlanta	Atlanta	31	16
Nashville	Washington	24	27
New Orleans	New Orleans	26	24
Nashville	Denver	16	13

1999 (1-3)

SITE	OPPONENT	TITANS	OPP
Kansas City	Kansas City	20	22
Phoenix	Arizona	17	27
Nashville	Atlanta	17	3
Nashville	New Orleans	11	12

2000 (3-1)

SITE	OPPONENT	TITANS	OPP
Nashville	Kansas City	14	10
Nashville	St. Louis	30	3
Philadelphia	Philadelphia	32	34
Chicago	Chicago	34	28

2001 (3-1)

SITE	OPPONENT	TITANS	OPP
Nashville	Chicago	27	24
St. Louis	St. Louis	23	10
Nashville	Philadelphia	14	20
Detroit	Detroit	28	25

2002 (2-2)

SITE	OPPONENT	TITANS	OPP
Nashville	St. Louis	28	26
Nashville	Oakland	24	14
Minnesota	Minnesota	10	14
Green Bay	Green Bay	20	21

2003 (4-0)

SITE	OPPONENT	TITANS	OPP
Nashville	Cleveland	10	6
Nashville	Buffalo	37	24
Cincinnati	Cincinnati	23	15
Green Bay	Green Bay	27	3

2004 (3-1)

SITE	OPPONENT	TITANS	OPP
Nashville	Cleveland	24	3
Buffalo	Buffalo	16	15
Dallas	Dallas	17	20
Nashville	Green Bay	27	7

2005 (1-3)

SITE	OPPONENT	TITANS	OPP
Nashville	Tampa Bay (OT)	10	17
Atlanta	Atlanta	24	21
San Francisco	San Francisco (OT)	13	16
Nashville	Green Bay	17	21

2006 (1-3)

SITE	OPPONENT	TITANS	OPP
Nashville	New Orleans	16	19
Denver	Denver	10	35
Nashville	Atlanta	6	20
Green Bay	Green Bay	35	21

2007 (3-1)

SITE	OPPONENT	TITANS	OPP
Nashville	Washington	6	14
New England	New England	27	24
Buffalo	Buffalo	28	17
Nashville	Green Bay	30	14

2008 (3-1)

SITE	OPPONENT	TITANS	OPP
Nashville	St. Louis	34	13
Nashville	Oakland	17	16
Atlanta	Atlanta	3	17
Green Bay	Green Bay	23	21

PRESEASON RESULTS

2009 (3-2)

SITE	OPPONENT	TITANS	OPP
Canton, Ohio	Buffalo	21	18
Nashville	Tampa Bay	27	20
Dallas	Dallas	10	30
Cleveland	Cleveland	17	23
Nashville	Green Bay	27	13

2010 (2-2)

SITE	OPPONENT	TITANS	OPP
Seattle	Seattle	18	20
Nashville	Arizona	24	10
Carolina	Carolina	7	15
Nashville	New Orleans	27	24

2011 (3-1)

SITE	OPPONENT	TITANS	OPP
Nashville	Minnesota	14	13
St. Louis	St. Louis	16	17
Nashville	Chicago	14	13
New Orleans	New Orleans	32	9

2012 (3-1)

SITE	OPPONENT	TITANS	OPP
Seattle	Seattle	17	27
Tampa Bay	Tampa Bay	30	7
Nashville	Arizona	32	27
Nashville	New Orleans	10	6

2013 (1-3)

SITE	OPPONENT	TITANS	OPP
Nashville	Washington	21	22
Cincinnati	Cincinnati	19	27
Nashville	Atlanta	27	16
Minnesota	Minnesota	23	24

2014 (2-2)

SITE	OPPONENT	TITANS	OPP
Nashville	Green Bay	20	16
New Orleans	New Orleans	24	31
Atlanta	Atlanta	24	17
Nashville	Minnesota	3	19

2015 (2-2)

SITE	OPPONENT	TITANS	OPP
Atlanta	Atlanta	24	31
Nashville	St. Louis	27	14
Kansas City	Kansas City	10	34
Nashville	Minnesota	24	17

2016 (3-1)

SITE	OPPONENT	TITANS	OPP
Nashville	San Diego	27	10
Nashville	Carolina	16	26
Oakland	Oakland	27	14
Miami	Miami	21	10

2017 (1-3)

SITE	OPPONENT	TITANS	OPP
East Rutherford	N.Y. Jets	3	7
Nashville	Carolina	34	27
Nashville	Chicago	7	19
Kansas City	Kansas City	6	30

2018 (0-4)

SITE	OPPONENT	TITANS	OPP
Green Bay	Green Bay	17	31
Nashville	Tampa Bay	14	30
Pittsburgh	Pittsburgh	6	16
Nashville	Minnesota	3	13

2019 (2-2)

SITE	OPPONENT	TITANS	OPP
Philadelphia	Philadelphia	27	10
Nashville	New England	17	22
Nashville	Pittsburgh	6	18
Chicago	Chicago	19	15

2020 (0-0)

SITE	OPPONENT	TITANS	OPP

No Preseason because of COVID-19 pandemic

2021 (2-1)

SITE	OPPONENT	TITANS	OPP
Atlanta	Atlanta	23	3
Tampa Bay	Tampa Bay	34	3
Nashville	Chicago	24	27

2022 (2-1)

SITE	OPPONENT	TITANS	OPP
Baltimore	Baltimore	10	23
Nashville	Tampa Bay	13	3
Nashville	Arizona	26	23

2023 (2-1)

SITE	OPPONENT	TITANS	OPP
Chicago	Chicago	17	23
Minnesota	Minnesota	24	16
Nashville	New England	23	7

2024 (3-0)

SITE	OPPONENT	TITANS	OPP
Nashville	San Francisco	17	13
Nashville	Seattle	16	15
New Orleans	New Orleans	30	27

2025 (2-1)

SITE	OPPONENT	TITANS	OPP
Tampa Bay	Tampa Bay	9	27
Atlanta	Atlanta	23	20
Nashville	Minnesota	23	13

Tony Pollard in a preseason game against San Francisco 49ers in 2024.

TITANS VS. THE NFL

All-time regular season and playoff records versus 31 current NFL opponents

OPPONENT	FIRST MEETING	REGULAR SEASON HOME	REGULAR SEASON AWAY	REGULAR SEASON TOTAL	POSTSEASON HOME	POSTSEASON AWAY	POSTSEASON TOTAL	COMBINED HOME	COMBINED AWAY	COMBINED TOTAL	STREAK	LAST TIME
Arizona Cardinals	1970	2-5-0	3-3-0	5-8-0	0-0	0-0	0-0	2-5-0	3-3-0	5-8-0	W1	10/5/25 AT Ari, W 22-21
Atlanta Falcons	1972	6-2-0	3-5-0	9-7-0	0-0	0-0	0-0	6-2-0	3-5-0	9-7-0	W2	10/29/23 at Ten, W 28-23
Baltimore Ravens	1996	6-6-0^	5-5-0	11-11-0	0-3	2-0	2-3	6-9-0	7-5-0	13-14-0	L2	10/15/23 at Ten, L 16-24
Buffalo Bills	1960	15-8-0	14-11-0	29-19-0	1-0	0-2	1-2	16-8-0	14-13-0	30-21-0	L2	10/20/24 at Buf, L 10-34
Carolina Panthers	1996	2-2-0	2-1-0	4-3-0	0-0	0-0	0-0	2-2-0	2-1-0	4-3-0	W1	11/26/23 at Ten, W 17-10
Chicago Bears	1973	3-4-0	4-3-0	7-7-0	0-0	0-0	0-0	3-4-0	4-3-0	7-7-0	L1	9/8/24 at Chi, L 17-24
Cincinnati Bengals	1968	24-15-1	17-21-0	41-36-1	0-1	0-1	0-2	24-16-1	17-22-0	41-38-1	L1	12/15/24 at Ten, L 27-37
Cleveland Browns	1970	14-20-0	18-17-0	32-37-0	0-0	1-0	1-0	14-20-0	19-17-0	33-37-0	W1	12/7/25 at Cle, W 31-29
Dallas Cowboys	1970	2-6-0	5-3-0	7-9-0	0-0	0-0	0-0	2-6-0	5-3-0	7-9-0	L1	12/29/22 at Ten, L 13-27
Denver Broncos	1960	16-6-0	8-11-1	24-17-1	1-0	0-2	1-2	17-6-0	8-13-1	25-19-1	L1	9/7/24 at Den, L 12-20
Detroit Lions	1971	6-2-0	4-2-0	10-4-0	0-0	0-0	0-0	6-2-0	4-2-0	10-4-0	L1	10/27/24 at Det, L 14-52
Green Bay Packers	1972	3-4-0	5-3-0	8-7-0	0-0	0-0	0-0	3-4-0	5-3-0	8-7-0	L1	9/22/24 at Ten, L 14-30
Houston Texans	2002	12-12-0	12-12-0	24-24-0	0-0	0-0	0-0	12-12-0	12-12-0	24-24-0	L3	11/16/25 at Ten, L 13-16
Indianapolis Colts	1970	10-19-0	11-22-0	21-41-0	0-0	1-0	1-0	10-19-0	12-22-0	22-41-0	L6	10/26/25 at Ind, L 14-38
Jacksonville Jaguars	1995	19-12-0	15-15-0	34-27-0	0-0	1-0	1-0	19-12-0	16-15-0	35-26-0	L3	11/30/25 at Jax, L 3-25
Kansas City Chiefs	1960	14-10-0	10-18-0	24-28-0	0-2	1-1	1-3	14-12-0	11-19-0	25-31-0	L1	11/6/22 at KC, L 17-20 (OT)
Las Vegas Raiders	1960	15-14-0	7-13-0	22-27-0	0-0	0-4	0-4	15-14-0	7-17-0	22-31-0	L1	10/13/25 at LC, L 10-20
Los Angeles Chargers	1960	13-10-0	3-20-1^	16-30-1	1-0	2-1	3-1	14-10-0	5-21-1	19-31-1	L2	11/2/25 at Ten, L 20-27
Los Angeles Rams	1973	3-5-0	3-3-0	6-8-0	0-0	0-0	0-1*	3-5-0	3-3-0	6-9-0*	L1	9/14/25 at Ten, L 19-33
Miami Dolphins	1966	9-8-0	10-13-0	19-21-0	0-0	1-0	1-0	9-8-0	11-13-0	20-21-0	W3	9/30/24 at Mia, W 31-12
Minnesota Vikings	1974	3-3-0	2-7-0	5-10-0	0-0	0-0	0-0	3-3-0	2-7-0	5-10-0	L1	11/17/24 at Ten, L 13-23
New England Patriots	1960	12-8-0	5-17-1	17-25-1	0-0	2-2	2-2	12-8-0	7-19-1	19-27-1	L1	10/19/25 at Ten, L 13-31
New Orleans Saints	1971	3-4-1	6-3-0	9-7-1	0-0	0-0	0-0	3-4-1	6-3-0	9-7-1	L1	9/10/23 at NO, L 15-16
New York Giants	1973	3-4-0	3-3-0	6-7-0	0-0	0-0	0-0	3-4-0	3-3-0	6-7-0	L1	9/11/22 at Ten, L 20-21
New York Jets	1960	18-8-0	6-14-1	24-21-1	1-0	0-0	1-0	19-8-0	6-13-1	25-21-1	L2	9/15/24 at Ten, L 17-24
Philadelphia Eagles	1972	3-3-0	2-5-0	5-8-0	0-0	0-0	0-0	3-3-0	2-5-0	5-8-0	L1	12/4/22 at Phi, L 10-35
Pittsburgh Steelers	1970	19-19-0	12-27-0	31-46-0	1-1	0-2	1-3	20-20-0	12-29-0	32-49-0	L5	11/2/23 at Pit, L 16-20
San Francisco 49ers	1970	3-5-0	3-5-0	6-10-0	0-0	0-0	0-0	3-5-0	3-5-0	6-10-0	L1	12/14/25 at SF, L 24-37
Seattle Seahawks	1977	4-5-0	3-7-0	7-12-0	1-0	0-0	1-0	5-5-0	3-7-0	8-12-0	L2	11/23/25 at Ten, L 24-30
Tampa Bay Buccaneers	1976	8-0-0	2-3-0	10-3-0	0-0	0-0	0-0	8-0-0	2-3-0	10-3-0	L1	11/12/23 at TB, L 6-20
Washington Commanders	1971	4-2-0	4-5-0	8-7-0	0-0	0-0	0-0	4-2-0	4-5-0	8-7-0	L1	12/1/24 at Was, L 19-42

* Series vs. Los Angeles Rams includes Super Bowl XXXIV loss in Atlanta, Ga.

^ Series vs. Los Angeles Chargers includes a 2018 road loss in London, U.K.

^ Series vs. Baltimore Ravens includes a 2023 home loss in London, U.K.

Notes: The Cardinals were previously the Phoenix Cardinals (1988-93), St. Louis Cardinals (1960-87) and Chicago Cardinals (1920-59). The Bears were previously the Decatur Staleys (1920) and Chicago Staleys (1921). The Browns did not play from 1996-98 and rejoined league as expansion team in 1999. The Colts were previously the Baltimore Colts (1953-83). The Chiefs were previously the Dallas Texans (1960-62). The Patriots were previously the Boston Patriots (1960-70). The Jets were previously the New York Titans (1960-62). The Raiders were previously the Oakland Raiders (1960-81 and 1995-2019) and the Los Angeles Raiders (1982-94). The Rams were previously the Cleveland Rams (1937-42, 1944-45) and the St. Louis Rams (1995-2015).

TEAM-BY-TEAM RESULTS

Oilers/Titans Home Stadium Dates
1960-64: Jeppesen Stadium, Houston
1965-67: Rice Stadium, Houston
1968-96: Astrodome, Houston
1997: Liberty Bowl, Memphis
1998: Vanderbilt Stadium, Nashville
1999-Present: Nissan Stadium, Nashville

Abbreviations
AFL Champ - AFL Championship game
AFL Div - AFL Divisional playoff game
WC - first round playoff game (Wild Card)
Div - Divisional playoff game
Champ - AFC Championship game
SB - Super Bowl XXXIV

vs. ARIZONA CARDINALS

Regular Season: 5-8 (Home 2-5, Away 3-3) • Playoffs: 0-0

Date	Site	W/L	Score
11-1-70	St.L	L	0-44
10-20-74	Hou	L	27-31
10-7-79	Hou	L	17-24
10-27-85	St.L	W	20-10
11-20-88	Hou	W	38-20
12-4-94	Hou	L	12-30
10-26-97	Ariz	W	41-14
10-23-05	Ariz	L	10-20
11-29-09	Tenn	W	20-17
12-15-13	Tenn	L	34-37 OT
12-10-17	Ariz	L	7-12
9-12-21	Tenn	L	13-38
10-5-25	Ariz	W	22-21

Points: Titans 261, Cardinals 318
Longest Win Streak: 2 (1985-88)
Longest Losing Streak: 3 (Twice, last 2013-21)
At Nissan Stadium: 1-2
At State Farm Stadium: 1-1

vs. ATLANTA FALCONS

Regular Season: 9-7 (Home 6-2, Away 3-5) • Playoffs: 0-0

Date	Site	W/L	Score
12-3-72	Atl	L	10-20
11-28-76	Hou	W	20-14
9-3-78	Atl	L	14-20
11-29-81	Hou	L	27-31
9-23-84	Atl	L	10-42
10-25-87	Hou	W	37-33
9-9-90	Atl	L	27-47
12-5-93	Hou	W	33-17
10-13-96	Atl	W	23-13
12-19-99	Tenn	W	30-17
11-23-03	Atl	W	38-31
10-7-07	Tenn	W	20-13
11-20-11	Atl	L	17-23
10-25-15	Tenn	L	7-10
9-29-19	Atl	W	24-10
10-29-23	Tenn	W	28-23

Points: Titans 365, Falcons 364
Longest Win Streak: 5 (1993-2007)
Longest Losing Streak: 3 (1978-84)
At Nissan Stadium: 3-1
At Georgia Dome: 2-1
At Mercedes-Benz Stadium: 1-0

vs. BALTIMORE RAVENS

Regular Season: 11-11 (Home 6-6, Away 5-5) • Playoffs: 2-3 (Home 0-3, Away 2-0)

Date	Site	W/L	Score
9-15-96	Hou	W	29-13
12-22-96	Balt	W	24-21 OT
9-21-97	Tenn	L	10-36
12-14-97	Balt	L	19-21
10-11-98	Balt	W	12-8
12-6-98	Tenn	W	16-14
10-10-99	Tenn	W	14-11
12-5-99	Balt	L	14-41
10-22-00	Balt	W	14-6
11-12-00	Tenn	L	23-24
1-7-01	**Tenn**	**L**	**10-24 (Div)**
10-7-01	Balt	L	7-26
11-12-01	Tenn	L	10-16
11-24-02	Balt	L	12-13
1-3-04	**Balt**	**W**	**20-17 (WC)**
9-18-05	Tenn	W	25-10
11-12-06	Tenn	L	26-27
10-05-08	Balt	W	13-10
1-10-09	**Tenn**	**L**	**10-13 (Div)**
9-18-11	Tenn	W	26-13
11-9-14	Balt	L	7-21
11-5-17	Tenn	W	23-20
10-14-18	Tenn	L	0-21
1-11-20	**Balt**	**W**	**28-12 (Div)**
11-22-20	Balt	W	30-24 OT
1-10-21	**Tenn**	**L**	**13-20 (WC)**
10-15-23	Tenn*	L	16-24

Points: Titans 451, Ravens 506
Longest Win Streak: 3 (1998-99)
Longest Losing Streak: 5 (2000-02)
At Nissan Stadium: 4-7
At M&T Bank Stadium: 6-4
***At Tottenham Hot Spur Stadium:** 0-1
Series Sweeps: Titans (1996, 98); Ravens (1997, 2001)

vs. BUFFALO BILLS

Regular Season: 29-19 (Home 15-8, Away 14-11) • Playoffs: 1-2 (Home 1-0, Away 0-2

Date	Site	W/L	Score
10-30-60	Buf	L	24-25
12-11-60	Hou	W	31-23
10-8-61	Hou	L	12-22
10-29-61	Buf	W	28-16
9-9-62	Buf	W	28-23
10-7-62	Hou	W	17-14
9-28-63	Buf	W	31-20
10-20-63	Hou	W	28-14
10-11-64	Hou	L	17-48
11-1-64	Buf	L	10-24
10-31-65	Buf	W	19-17
12-5-65	Hou	L	18-29
9-25-66	Buf	L	20-27
11-20-66	Hou	L	20-42
9-17-67	Buf	W	20-3
10-29-67	Hou	W	10-3
10-27-68	Buf	W	30-7
12-7-68	Hou	W	35-6
9-21-69	Buf	W	17-3
10-5-69	Hou	W	28-14
12-12-71	Buf	W	20-14
11-10-74	Buf	W	21-9
9-19-76	Buf	W	13-3
10-15-78	Hou	W	17-10
9-25-83	Buf	L	13-30
11-10-85	Buf	L	0-20
12-21-86	Hou	W	16-7
9-20-87	Buf	L	30-34
1-1-89	**Buf**	**L**	**10-17 (Div)**
9-24-89	Hou	L	41-47 OT
11-26-90	Hou	W	27-24
12-27-92	Hou	W	27-3
1-3-93	**Buf**	**L**	**38-41 OT (WC)**
10-11-93	Buf	L	7-35
9-18-94	Hou	L	7-15
12-24-95	Buf	W	28-17
11-23-97	Tenn	W	31-14
1-8-00	**Tenn**	**W**	**22-16 (WC)**
9-3-00	Buf	L	13-16
12-14-03	Tenn	W	28-26
12-24-06	Buf	W	30-29
11-15-09	Tenn	W	41-17
12-4-11	Buf	W	23-17
10-21-12	Buf	W	35-34
10-11-15	Tenn	L	13-14
10-7-18	Buf	L	12-13
10-6-19	Tenn	L	7-14
10-13-20	Tenn	W	42-16
10-18-21	Tenn	W	34-31
9-19-22	Buf	L	7-41
10-20-24	Buf	L	10-34

Points: Titans 1,106, Bills 1,038
Longest Win Streak: 10 (1967-78)
Longest Losing Streak: 3 (last 2015-19)
At Nissan Stadium: 5-1 overall (1-0 post)
At Ralph Wilson Stadium: 6-7 overall (0-2 postseason)
At New Era Field: 0-1 overall
At Highmark Stadium: 0-2 overall
Series Sweeps: Titans (1962, 63, 67, 68, 69); Bills (1964, 66)

vs. CAROLINA PANTHERS

Regular Season: 4-3 (Home 2-2, Away 2-1) • Playoffs: 0-0

Date	Site	W/L	Score
11-24-96	Hou	L	6-31
10-19-03	Car	W	37-17
11-4-07	Tenn	W	20-7
11-13-11	Car	W	30-3
11-15-15	Tenn	L	10-27
11-3-19	Car	L	20-30
11-26-23	Tenn	W	17-10

Total Points: Titans 140, Panthers 125
Longest Win Streak: 3 (2003-11)
Longest Losing Streak: 2 (2015-19)
At Nissan Stadium: 2-1
At Bank of America Stadium: 2-1

vs. CHICAGO BEARS

Regular Season: 7-7 (Home 3-4, Away 4-3) • Playoffs: 0-0

Date	Site	W/L	Score
10-28-73	Chi	L	14-35
11-6-77	Hou	W	47-0
11-16-80	Chi	W	10-6
10-12-86	Hou	L	7-20
10-15-89	Chi	W	33-28
12-7-92	Hou	W	24-7
10-22-95	Chi	L	32-35
10-25-98	Tenn	L	20-23
11-14-04	Tenn	L	17-19 OT
11-9-08	Chi	W	21-14
11-4-12	Tenn	L	20-51
11-27-16	Chi	W	27-21
11-8-20	Tenn	W	24-17
9-8-24	Chi	L	17-24

Total Points: Titans 313, Bears 300
Longest Win Streak: 2 (last 1989-92)
Longest Losing Streak: 3 (1995-04)
At Nissan Stadium: 1-2
At Soldier Field: 4-3

vs. CINCINNATI BENGALS

Regular Season: 41-36-1 (Home 24-15-1, Away 17-21) • Playoffs: 0-2 (Home 0-1, Away 0-1)

Date	Site	W/L	Score
11-3-68	Cin	W	27-17
11-9-69	Hou	T	31-31
10-4-70	Cin	W	20-13
12-13-70	Hou	L	20-30
10-31-71	Hou	W	10-6
11-21-71	Cin	L	13-28
10-29-72	Cin	L	7-30
12-17-72	Hou	L	17-61
9-23-73	Cin	L	10-24
12-16-73	Hou	L	24-27
10-27-74	Cin	W	21-34
11-17-74	Hou	W	20-3
10-5-75	Hou	L	19-21
11-30-75	Cin	L	19-23
10-24-76	Hou	L	7-27
11-14-76	Cin	L	27-31
10-30-77	Cin	L	10-13 OT
12-18-77	Hou	W	21-16
10-29-78	Cin	L	13-28
11-26-78	Hou	W	17-10
9-23-79	Cin	W	30-27 OT
11-18-79	Hou	W	42-21
9-28-80	Cin	W	13-10
10-26-80	Hou	W	23-3
10-4-81	Hou	W	17-10
11-1-81	Cin	L	21-34
9-12-82	Cin	L	6-27
1-2-83	Hou	L	27-35
11-6-83	Hou	L	14-55
11-20-83	Cin	L	10-38
10-7-84	Cin	L	3-13
10-28-84	Hou	L	13-31
10-20-85	Hou	W	27-44
12-1-85	Cin	L	27-45
10-19-86	Cin	L	28-31
11-9-86	Hou	W	32-28
11-1-87	Cin	W	31-29
12-27-87	Hou	W	21-17
10-23-88	Cin	L	21-44
12-11-88	Hou	W	41-6
11-13-89	Hou	W	26-24
12-17-89	Cin	L	7-61
10-14-90	Hou	W	48-17
12-23-90	Cin	L	20-40
1-6-91	**Cin**	**L**	**14-41 (WC)**
9-8-91	Cin	W	30-7
10-27-91	Hou	W	35-3
10-11-92	Cin	W	38-24
10-25-92	Hou	W	26-10
10-24-93	Hou	W	28-12
11-14-93	Cin	W	38-3
9-25-94	Hou	W	20-13
11-13-94	Cin	L	31-34
9-24-95	Cin	W	38-28
11-12-95	Hou	L	25-32
10-6-96	Cin	W	30-27 OT
12-15-96	Hou	L	13-21
10-12-97	Tenn	W	30-7
12-4-97	Cin	L	14-41
9-6-98	Cin	W	23-14
10-18-98	Tenn	W	44-14
9-12-99	Tenn	W	36-35
11-14-99	Cin	W	24-14
10-8-00	Cin	W	23-14
12-10-00	Tenn	W	35-3
11-18-01	Cin	W	20-7
1-6-02	Tenn	L	21-23
10-27-02	Cin	W	30-24
10-31-04	Tenn	W	27-20
10-16-05	Tenn	L	23-31
11-25-07	Cin	L	6-35
9-14-08	Cin	W	24-7
11-6-11	Tenn	L	17-24
9-21-14	Cin	L	7-33
11-12-17	Tenn	W	24-20
11-1-20	Cin	L	20-31
1-22-22	**Tenn**	**L**	**16-19 (Div)**
11-27-22	Tenn	L	16-20
10-1-23	Tenn	W	27-3
12-15-24	Tenn	L	27-37

Total Points: Titans 1,831, Bengals 1,864
Longest Win Streak: 7 (last 1998-01)
Longest Losing Streak: 7 (1981-84)
At Nissan Stadium: 5-6
At Paul Brown Stadium: 4-3
Series Sweeps: Titans (1974, 79, 80, 87, 91, 92, 93, 98, 99, 00); Bengals (1972, 73, 75, 76, 82, 83, 84)

vs. CLEVELAND BROWNS

Regular Season: 32-37 (Home 14-20, Away 18-17) • Playoffs: 1-0 (Home 0-0, Away 1-0)

Date	Site	W/L	Score
11-22-70	Clev	L	14-28
12-7-70	Hou	L	10-21
9-19-71	Clev	L	0-31
11-28-71	Hou	L	24-27
10-22-72	Hou	L	17-23
11-5-72	Clev	L	0-20
10-21-73	Clev	L	13-42
11-11-73	Hou	L	13-23
9-22-74	Clev	L	7-20
12-15-74	Hou	W	24-28
10-12-75	Clev	W	10-40
12-21-75	Hou	W	10-21
11-7-76	Hou	L	7-21
12-5-76	Clev	L	10-13
10-16-77	Hou	L	23-24
12-11-77	Clev	W	15-19
10-1-78	Clev	W	13-16
11-5-78	Hou	W	10-14
9-30-79	Hou	W	31-10
12-2-79	Clev	L	7-14
9-15-80	Clev	W	7-16
11-30-80	Hou	L	14-17
9-13-81	Clev	W	9-3
12-3-81	Hou	W	17-13
12-26-82	Hou	L	14-20
10-30-83	Clev	L	19-25 OT
12-11-83	Hou	W	27-34
11-25-84	Clev	L	10-27
12-16-84	Hou	L	20-27
10-13-85	Hou	L	6-21
12-15-85	Clev	L	21-28
9-14-86	Hou	L	20-23
11-30-86	Clev	L	10-13 OT
10-11-87	Clev	W	15-10
11-22-87	Hou	L	7-40
11-7-88	Hou	W	24-17
12-18-88	Clev	L	23-28
12-24-88	**Clev**	**W**	**24-23 (WC)**
10-29-89	Clev	L	17-28
12-23-89	Hou	L	20-24
11-18-90	Clev	W	35-23
12-9-90	Hou	W	58-14
11-17-91	Hou	W	28-24
12-15-91	Clev	W	17-14
11-8-92	Hou	L	14-24
12-20-92	Clev	W	17-14
11-21-93	Clev	W	27-20
12-12-93	Hou	W	19-17
10-13-94	Hou	L	8-11
11-27-94	Clev	L	10-34
9-17-95	Hou	L	7-14
11-5-95	Clev	W	37-10
9-19-99	Tenn	W	26-9
11-28-99	Clev	W	33-21
11-19-00	Tenn	W	24-10
12-17-00	Clev	W	24-0
12-2-01	Clev	W	31-15
12-30-01	Tenn	L	38-41
9-22-02	Tenn	L	28-31 OT
11-6-05	Clev	L	14-20
12-7-08	Tenn	W	28-9
10-2-11	Clev	W	31-13
10-5-14	Tenn	L	28-29
9-20-15	Clev	L	14-28
10-16-16	Tenn	W	28-26
10-22-17	Clev	W	12-9
9-8-19	Clev	W	43-13
12-6-20	Tenn	L	35-41
9-24-23	Clev	L	3-27
12-7-25	Clev	W	31-29

Total Points: Titans 1,402, Browns 1,420
Longest Win Streak: 6 (1995-01)
Longest Losing Streak: 9 (1970-74)
At Nissan Stadium: 4-4
At Cleveland Browns Stadium: 7-3
Series Sweeps: Titans (1975, 78, 81, 90, 91, 93, 99, 00); Browns (1970, 71, 72, 73, 76, 84, 85, 86, 89, 94)

vs. DALLAS COWBOYS

Regular Season: 7-9 (Home 2-6, Away 5-3) • Playoffs: 0-0

Date	Site	W/L	Score
12-20-70	Dal	L	10-52
11-24-74	Hou	L	0-10
11-22-79	Dal	W	30-24
12-13-82	Hou	L	7-37
9-29-85	Hou	L	10-17
11-24-88	Dal	W	25-17
11-10-91	Hou	W	26-23 OT
9-11-94	Dal	L	17-20
11-27-97	Dal	W	27-14
12-25-00	Tenn	W	31-0
9-15-02	Dal	L	13-21
10-1-06	Tenn	L	14-45
10-10-10	Dal	W	34-27
9-14-14	Tenn	L	10-26
11-5-18	Dal	W	28-14
12-29-22	Tenn	L	13-27

Total Points: Titans 295, Cowboys 374
Longest Win Streak: 2 (last 1997-00)
Longest Losing Streak: 2 (last 2002-06)
At Nissan Stadium: 1-3
At AT&T Stadium: 2-0

vs. DENVER BRONCOS

Regular Season: 24-17-1 (Home 16-6, Away 8-11-1) • Playoffs: 1-2 (Home 1-0, Away 0-2)

Date	Site	W/L	Score
11-6-60	Den	W	45-25
11-20-60	Hou	W	20-10
11-5-61	Den	W	55-13
11-26-61	Hou	W	45-14
10-21-62	Den	L	10-20
12-2-62	Hou	W	34-17
9-14-63	Hou	W	14-20
10-13-63	Den	W	33-24
9-27-64	Den	W	38-17
12-20-64	Hou	W	34-15
10-17-65	Den	L	17-28
11-14-65	Hou	L	21-31
9-3-66	Hou	W	45-7
10-2-66	Den	L	38-40
10-1-67	Hou	W	10-6
11-12-67	Den	W	20-18
11-17-68	Hou	W	38-17
10-26-69	Hou	W	24-21
11-16-69	Den	T	20-20
11-29-70	Hou	W	31-21
9-17-72	Den	L	17-30
10-14-73	Hou	L	20-48
12-8-74	Den	L	14-38
10-10-76	Hou	W	17-3
12-4-77	Hou	L	14-24
12-23-79	**Hou**	**W**	**13-7 (WC)**
11-2-80	Den	W	20-16
10-9-83	Hou	L	14-26
10-6-85	Den	L	20-31
10-4-87	Den	W	40-10
1-10-88	**Den**	**L**	**10-34 (Div)**
10-6-91	Hou	W	42-14
1-4-92	**Den**	**L**	**24-26 (Div)**
10-18-92	Den	L	21-27
11-26-95	Hou	W	42-33
12-25-04	Tenn	L	16-37
11-19-07	Den	L	20-34
10-3-10	Tenn	L	20-26
9-25-11	Tenn	W	17-14
12-8-13	Den	L	28-51
12-11-16	Tenn	W	13-10
10-13-19	Den	L	0-16
9-14-20	Den	W	16-14
11-13-22	Tenn	W	17-10
9-7-25	Den	L	12-20

Total Points: Titans 1,085, Broncos 977
Longest Win Streak: 5 (1962-65)
Longest Losing Streak: 3 (1972-74, 2004-10)
At Nissan Stadium: 3-2
At Empower Field at Mile High: 1-4
Series Sweeps: Titans (1960, 61, 63, 64, 67, 68); Broncos (1965)

vs. DETROIT LIONS

Regular Season: 10-4 (Home 6-2, Away 4-2) • Playoffs: 0-0

Date	Site	W/L	Score
10-17-71	Hou	L	7-31
10-26-75	Hou	W	24-8
11-13-83	Hou	W	27-17
10-5-86	Det	L	13-24
11-5-89	Hou	W	35-31
11-26-92	Det	W	24-21
12-10-95	Hou	L	17-24
10-21-01	Det	W	27-24
1-2-05	Tenn	W	24-19
11-27-08	Det	W	47-10
9-23-12	Tenn	W	44-41 OT
9-18-16	Det	W	16-15
12-20-20	Tenn	W	46-25
10-27-24	Det	L	14-52

Total Points: Titans 365, Lions 342
Longest Win Streak: 6 (2001-20)
Longest Losing Streak: 1 (last 2024)
At Nissan Stadium: 3-0
At Ford Field: 2-1

vs. GREEN BAY PACKERS

Regular Season: 8-7 (Home 3-4, Away 5-3) • Playoffs: 0-0

Date	Site	W/L	Score
11-19-72	Hou	L	10-23
9-25-77	GB	W	16-10
12-14-80	GB	W	22-3
9-4-83	Hou	L	38-41 OT
9-7-86	GB	W	31-3
12-13-92	Hou	L	14-16
12-20-98	GB	L	22-30
12-16-01	Tenn	W	26-20
10-11-04	GB	W	48-27
11-02-08	Tenn	W	19-16 OT
12-23-12	GB	L	7-55
11-13-16	Tenn	W	47-25
12-27-20	GB	L	14-40
11-17-22	GB	W	27-17
9/22/24	Ten	L	14-30

Total Points: Titans 355, Packers 356
Longest Win Streak: 3 (last 2001-08)
Longest Losing Streak: 2 (1992-98)
At Nissan Stadium: 3-1
At Lambeau Field: 5-3

vs. HOUSTON TEXANS

Regular Season: 24-24 (Home 12-12, Away 12-12) • Playoffs: 0-0

Date	Site	W/L	Score
11-10-02	Tenn	W	17-10
12-29-02	Hou	W	13-3
10-12-03	Tenn	W	38-17
12-21-03	Hou	W	27-24
10-17-04	Tenn	L	10-20
11-28-04	Hou	L	21-31
10-9-05	Hou	W	34-20
12-11-05	Tenn	W	13-10
10-29-06	Tenn	W	28-22
12-10-06	Hou	W	26-20 OT
10-21-07	Hou	W	38-36
12-2-07	Tenn	W	28-20
9-21-08	Tenn	W	31-12
12-14-08	Hou	L	12-13
9-20-09	Tenn	L	31-34
11-23-09	Hou	W	20-17
11-28-10	Hou	L	0-20
12-19-10	Tenn	W	31-17
10-23-11	Tenn	L	7-41
1-1-12	Hou	W	23-22
9-30-12	Hou	L	14-38
12-2-12	Tenn	L	10-24
9-15-13	Hou	L	24-30 OT
12-29-13	Tenn	W	16-10
10-26-14	Tenn	L	16-30
11-30-14	Hou	L	21-45
11-1-15	Hou	L	6-20
12-27-15	Tenn	L	6-34
1-1-17	Tenn	W	24-17
10-1-17	Hou	L	14-57
10-2-16	Hou	L	20-27
1-1-17	Tenn	W	24-17
10-1-17	Hou	L	14-57
12-3-17	Tenn	W	24-13
9-16-18	Tenn	W	20-17
11-26-18	Hou	L	17-34
12-15-19	Tenn	L	21-24
12-29-19	Hou	W	35-14
10-18-20	Tenn	W	42-36 OT
1-3-21	Hou	W	41-38
11-21-21	Tenn	L	13-22
1-9-22	Hou	W	28-25
10-30-22	Hou	W	17-10
12-24-22	Tenn	L	14-19
12-17-23	Tenn	L	16-19 OT
12-31-23	Hou	L	3-26
11-24-24	Hou	W	32-27
1-5-25	Tenn	L	14-23
9-28-25	Hou	L	0-26
11-16-25	Tenn	L	13-16

Total Points: Titans 969, Texans 1,130
Longest Win Streak: 7 (2005-08)
Longest Losing Streak: 5 (2014-16)
At Nissan Stadium: 12-12
At NRG Stadium: 12-12
Series Sweeps: Titans (2002, 03, 05, 06, 07, 20); Texans (2004, 12, 14, 15, 23, 25)

vs. INDIANAPOLIS COLTS

Regular Season: 21-41 (Home 10-19, Away 11-22) • Playoffs: 1-0 (Home 0-0, Away 1-0)

Date	Site	W/L	Score
10-11-70	Hou	L	20-24
11-4-73	Balt	W	31-27
11-1-76	Balt	L	14-38
10-14-79	Balt	W	28-16
9-21-80	Hou	W	21-16
12-18-83	Balt	L	10-20
9-9-84	Hou	L	21-35
12-22-85	Ind	L	16-34
11-23-86	Hou	W	31-17
11-29-87	Ind	L	27-51
9-4-88	Ind	W	17-14 OT
9-23-90	Hou	W	24-10
9-13-92	Ind	W	20-10
9-4-94	Ind	L	21-45
1-16-00	**Ind**	**W**	**19-16 (Div)**
11-3-02	Ind	W	23-15
12-8-02	Tenn	W	27-17
9-14-03	Ind	L	7-33
12-7-03	Tenn	L	27-29
9-19-04	Tenn	L	17-31
12-5-04	Ind	L	24-51
10-2-05	Tenn	L	10-31
12-4-05	Ind	L	3-35
10-8-06	Ind	L	13-14
12-3-06	Tenn	W	20-17
9-16-07	Tenn	L	20-22
12-30-07	Ind	W	16-10
10-27-08	Tenn	W	31-21
12-28-08	Ind	L	0-23
10-11-09	Tenn	L	9-31
12-06-09	Ind	L	17-27
12-9-10	Tenn	L	28-30
1-2-11	Ind	L	20-23
10-30-11	Tenn	W	27-10
12-18-11	Ind	L	13-27
10-28-12	Tenn	L	13-19 OT
12-9-12	Ind	L	23-27
11-14-13	Tenn	L	27-30
12-1-13	Ind	L	14-22
9-28-14	Ind	L	17-41
12-28-14	Tenn	L	10-27
9-27-15	Tenn	L	33-35
1-3-16	Ind	L	24-30
10-23-16	Tenn	L	26-34
11-20-16	Ind	L	17-24
10-16-17	Tenn	W	36-22
11-26-17	Ind	W	20-16
11-18-18	Ind	L	10-38
12-30-18	Tenn	L	17-33
9-15-19	Tenn	L	17-19
12-1-19	Ind	W	31-17
11-12-20	Tenn	L	17-34
11-29-20	Ind	W	45-26
9-26-21	Tenn	W	25-16
10-31-21	Ind	W	34-31 OT
10-2-22	Ind	W	24-17
10-23-22	Tenn	W	19-10
10-8-23	Ind	L	16-23
12-3-23	Tenn	L	28-31 OT
10-13-24	Tenn	L	17-20
12-22-24	Ind	L	30-38
9-21-25	Tenn	L	20-41
10-26-25	Tenn	L	14-38

Total Points: Titans 1,296, Colts 1,629
Longest Win Streak: 5 (2020-22)
Longest Losing Streak: 11 (2011-16)
At Nissan Stadium: 7-17
At RCA Dome: 5-8
At Lucas Oil Stadium: 5-13
Series Sweeps: Titans (2002, 17, 21, 22); Colts (2003, 04, 05, 09, 10, 12, 13, 14, 15, 16, 18, 23, 24, 25)

vs. JACKSONVILLE JAGUARS

Regular Season: 34-27 (Home 19-12, Away 15-15) • Playoffs: 1-0 (Home 0-0, Away 1-0)

Date	Site	W/L	Score
9-3-95	Jax	W	10-3
10-1-95	Hou	L	17-16
9-8-96	Jax	W	34-27
12-8-96	Hou	L	17-23
11-2-97	Tenn	L	24-30
11-16-97	Jax	L	9-17
9-27-98	Tenn	L	22-27
12-13-98	Jax	W	16-13
9-26-99	Jax	W	20-19
12-26-99	Tenn	W	41-14
1-23-00	**Jax**	**W**	**33-14 (Champ)**
10-16-00	Tenn	W	27-13
11-26-00	Jax	L	13-16
9-23-01	Jax	L	6-13
11-4-01	Tenn	W	28-24
10-13-02	Tenn	W	23-14
12-22-02	Jax	W	28-10
10-28-03	Jax	W	30-17
11-16-03	Tenn	W	10-3
9-26-04	Tenn	L	15-12
11-21-04	Jax	W	18-15
11-20-05	Tenn	L	28-31
1-1-06	Jax	L	13-40
11-5-06	Jax	L	7-37
12-17-06	Tenn	W	24-17
9-9-07	Jax	W	13-10
11-11-07	Tenn	L	13-28
9-7-08	Tenn	W	17-10
11-16-08	Jax	W	24-14
10-4-09	Jax	L	17-37
11-1-09	Tenn	W	30-13
10-18-10	Jax	W	30-3
12-5-10	Tenn	L	6-17
9-11-11	Jax	L	14-16
12-24-11	Tenn	W	23-17
11-25-12	Jax	L	19-24
12-30-12	Tenn	W	38-20
11-10-13	Tenn	L	27-29
12-22-13	Jax	W	20-16
10-12-14	Tenn	W	16-14
12-18-14	Jax	L	13-21
11-19-15	Jax	L	13-19
12-6-15	Tenn	W	42-39
10-27-16	Tenn	W	36-22
12-24-16	Jax	L	17-38
9-17-17	Jax	W	37-16
12-31-17	Tenn	W	15-10
9-23-18	Jax	W	9-6
12-6-18	Tenn	W	30-9
9-19-19	Jax	L	7-20
11-24-19	Tenn	W	42-20
9-20-20	Tenn	W	33-30
12-13-20	Jax	W	31-10
10-10-21	Jax	W	37-19
12-12-21	Tenn	W	20-0
12-11-22	Tenn	L	22-36
1-7-23	Jax	L	16-20
11-19-23	Jax	L	14-34
1-7-23	Tenn	W	28-20
12-8-24	Tenn	L	6-10
12-8-24	Tenn	L	6-10
12-29-24	Jax	L	13-20
11-30-25	Tenn	L	3-25

Total Points: Titans 1,300, Jaguars 1,181
Longest Win Streak: 5 (2019-21; 2001-03)
Longest Losing Streak: 4 (1996-98)
At Nissan Stadium: 19-8
At EverBank Stadium: 16-15
Series Sweeps: Titans (1999, 02, 08, 17, 18, 20, 21); Jaguars (1997, 05, 22, 24)

vs. KANSAS CITY CHIEFS

Regular Season: 24-28 (Home 14-10, Away 10-18) • Playoffs: 1-3 (Home 0-2, Away 1-1)

Date	Site	W/L	Score
10-16-60	Hou	W	20-10
12-04-60	Dal	L	0-24
10-01-61	Dal	L	21-26
10-22-61	Hou	W	38-7
10-28-62	Hou	L	7-31
11-04-62	Dal	W	14-6
12-23-62	**Hou**	**L**	**17-20 (AFL Champ)**
10-06-63	KC	L	7-28
10-27-63	Hou	W	28-7
10-04-64	KC	L	7-28
11-22-64	Hou	L	19-28
10-24-65	Hou	W	38-36
11-28-65	KC	L	21-52
10-30-66	KC	L	23-48
9-09-67	Hou	L	20-25
10-22-67	KC	W	24-19
9-09-68	Hou	L	21-26
11-28-68	KC	L	10-24
10-12-69	KC	L	0-24
11-08-70	KC	L	9-24
9-26-71	Hou	L	16-20
11-18-73	KC	L	14-38
9-29-74	Hou	L	7-17
11-02-75	KC	W	17-13
11-27-77	Hou	W	34-20
9-10-78	KC	W	20-17
9-16-79	Hou	W	20-6
10-12-80	KC	L	20-21
11-15-81	KC	L	10-23
10-23-83	Hou	L	10-13
11-11-84	KC	W	17-16
11-03-85	Hou	W	23-20
9-21-86	KC	L	13-27
10-09-88	Hou	W	7-6
11-26-89	KC	L	0-34
12-16-90	KC	W	27-10
9-16-91	Hou	W	17-7
9-20-92	Hou	W	23-20
9-12-93	Hou	W	30-0
1-16-94	**Hou**	**L**	**20-28 (Div)**
12-18-94	KC	L	9-31
11-19-95	KC	L	13-20
9-01-96	Hou	L	19-20
9-10-00	Ten	W	17-14
12-13-04	Ten	L	38-49
12-16-07	KC	W	26-17
10-19-08	KC	W	34-10
12-26-10	KC	L	14-34
10-6-13	Tenn	L	17-26
9-7-14	KC	W	26-10
12-18-16	KC	W	19-17
1-6-18	**KC**	**W**	**22-21 (WC)**
11-10-19	Tenn	W	35-32
1-19-20	**KC**	**L**	**24-35 (Champ)**
10-24-21	Tenn	W	27-3
11-6-22	KC	L	17-20 (OT)

Total Points: Titans 1,046, Chiefs 1,208
Longest Win Streak: 4 (last 2014-19)
Longest Losing Streak: 7 (1968-74)
At Nissan Stadium: 3-2
At Arrowhead Stadium: 9-10

vs. LAS VEGAS RAIDERS

Regular Season: 22-27 (Home 15-14, Away 7-13) • Playoffs: 0-4 (Home 0-0, Away 0-4)

Date	Site	W/L	Score
9-11-60	Oak	W	37-22
9-25-60	Hou	L	13-14
9-9-61	Hou	W	55-0
12-17-61	Oak	W	47-16
11-11-62	Oak	W	28-20
12-9-62	Hou	W	32-17
9-7-63	Hou	L	13-24
12-22-63	Oak	L	49-52
9-19-64	Hou	W	42-28
11-15-64	Oak	L	10-20
9-26-65	Oak	L	17-21
11-7-65	Hou	L	21-33
9-10-66	Hou	W	31-0
11-6-66	Oak	L	23-38
12-10-67	Hou	L	7-19
12-31-67	**Oak**	**L**	**7-40 (AFL Champ)**
9-29-68	Hou	L	15-24
9-14-69	Oak	L	17-21
12-21-69	**Oak**	**L**	**7-56 (AFL Div)**
11-14-71	Oak	L	21-41
10-9-72	Hou	L	0-34
12-2-73	Hou	L	6-17
12-14-75	Oak	W	27-26
9-26-76	Hou	L	13-14
11-13-77	Oak	L	29-34
10-8-78	Oak	L	17-21
11-11-79	Hou	W	31-17
12-28-80	**Oak**	**L**	**7-27 (WC)**
11-8-81	Hou	W	17-16
9-11-83	LA	L	6-20
9-2-84	Hou	L	14-24
10-26-86	Hou	L	17-28
9-11-88	Hou	W	38-35
11-19-89	Hou	W	23-7
9-1-91	Hou	W	47-17
10-30-94	LA	L	14-17
8-31-97	Tenn	W	24-21 OT
12-9-99	Tenn	W	21-14
12-22-01	Oak	W	13-10
9-29-02	Oak	L	25-52
1-19-03	**Oak**	**L**	**24-41 (Champ)**
9-7-03	Tenn	W	25-20
12-19-04	Oak	L	35-40
10-30-05	Tenn	L	25-34
10-28-07	Tenn	W	13-9
9-12-10	Tenn	W	38-13
11-24-13	Oak	W	23-19
11-29-15	Tenn	L	21-24
9-25-16	Tenn	L	10-17
9-10-17	Tenn	L	16-26
12-8-19	Oak	W	42-21
9-25-22	Tenn	W	24-22
10-12-25	LV	L	10-20

Total Points: Titans 1,187, Raiders 1,263
Longest Win Streak: 4 (1961-62)
Longest Losing Streak: 9 (1966-73)
At Nissan Stadium: 5-4
At Oakland Alameda Coliseum: 3-11
At Allegiant Stadium: 0-1
Series Sweeps: Titans (1961,62); Raiders (1963, 65)

vs. LOS ANGELES CHARGERS

Regular Season: 16-30-1 (Home 13-10, Away 3-20-1) • Playoffs: 3-1 (Home 1-0, Away 2-1)

Date	Site	W/L	Score
9-18-60	Hou	W	38-28
11-13-60	LA	L	21-24
1-1-61	**Hou**	**W**	**24-16 (AFL Champ)**
9-24-61	SD	L	24-34
12-3-61	Hou	W	33-13
12-24-61	**SD**	**W**	**10-3 (AFL Champ)**
9-23-62	SD	W	42-17
11-25-62	Hou	W	33-27
12-1-63	SD	L	0-27
12-15-63	Hou	L	14-20
9-12-64	SD	L	21-27
10-25-64	Hou	L	17-20
10-3-65	SD	L	14-31
12-12-65	Hou	L	26-37
12-4-66	Hou	L	22-28
9-24-67	SD	L	3-13
12-16-67	Hou	W	17-24
9-21-68	SD	L	14-30
11-27-69	Hou	L	17-21
10-25-70	SD	T	31-31
12-19-71	Hou	W	49-33
11-26-72	SD	L	20-34
9-15-74	Hou	W	21-14
9-28-75	Hou	W	33-17
10-17-76	SD	L	27-30
12-17-78	Hou	L	24-45
12-29-79	**SD**	**W**	**17-14 (Div)**
9-16-84	SD	L	14-31
11-24-85	Hou	W	37-35
12-7-86	SD	L	0-27
12-6-87	Hou	W	33-18
9-17-89	SD	W	34-27
9-30-90	SD	W	17-7
9-27-92	Hou	W	27-0
9-19-93	SD	L	17-18
9-13-98	Tenn	L	7-13
10-3-04	SD	L	17-38
9-17-06	SD	L	7-40
12-9-07	Tenn	L	17-23 OT
1-6-08	**SD**	**L**	**6-17 (WC)**
12-25-09	Tenn	L	17-42
10-31-10	SD	L	25-33
9-16-12	SD	L	10-38
9-22-13	Tenn	W	20-17
11-6-16	SD	L	35-43
10-21-18	LA*	L	19-20
10-20-19	Tenn	W	23-20
12-18-22	LA	L	14-17
9-17-23	Tenn	W	27-24
11-10-24	LA	L	17-27
11-2-25	Tenn	L	20-27

Total Points: Titans 1,079, Chargers 1,253
Longest Win Streak: 4 (1961-62, 1987-92)
Longest Losing Streak: 9 (1993-2012)
At Nissan Stadium: 3-3
At Qualcomm Stadium: 3-13-1
At StubHub Center: 0-0
At SoFi Stadium: 0-2
***At Wembley Stadium:** 0-1
Series Sweeps: Titans (1962); Chargers (1963, 64, 65)

vs. LOS ANGELES RAMS

Regular Season: 6-8 (Home 3-5, Away 3-3) • Playoffs: 0-1 (Neutral Site 0-1)

Date	Site	W/L	Score
10-7-73	Hou	L	26-31
9-24-78	Hou	L	6-10
9-6-81	LA	W	27-20
12-9-84	LA	L	16-27
9-13-87	Hou	W	20-16
11-4-90	LA	L	13-17
9-26-93	Hou	L	28-13
10-31-99	Tenn	W	24-21
1-30-00	**Atl**	**L**	**16-23 (SB 34)**
9-25-05	St.L	L	27-31
12-13-09	Tenn	W	47-7
11-3-13	StL	W	28-21
12-24-17	Tenn	L	27-23
11-7-21	LAR	W	28-16
9-14-25	Tenn	L	19-33

Total Points: Titans 333, Rams 328
Longest Win Streak: 2 (2009-13)
Longest Losing Streak: 2 (last 2000-05)
At Nissan Stadium: 2-2
At Edward Jones Dome: 1-1
At L.A. Memorial Coliseum: 0-0
At SoFi Stadium: 1-0

vs. MIAMI DOLPHINS

Regular Season: 19-21 (Home 9-8, Away 10-13) • Playoffs: 1-0 (Home 0-0, Away 1-0)

Date	Site	W/L	Score
10-23-66	Hou	L	13-20
12-18-66	Mia	L	28-29
12-3-67	Hou	W	17-14
12-23-67	Mia	W	41-10
9-14-68	Mia	W	24-10
10-6-68	Hou	L	7-24
9-28-69	Hou	W	22-10
11-23-69	Mia	W	32-7
9-27-70	Hou	L	10-20
9-24-72	Mia	L	13-34
11-16-75	Hou	W	20-19
10-2-77	Mia	L	7-27
11-20-78	Hou	W	35-30
12-24-78	**Mia**	**W**	**17-9 (WC)**
11-5-79	Mia	W	9-6
9-20-81	Hou	L	10-16
12-4-83	Hou	L	17-24
10-14-84	Mia	L	10-28
9-8-85	Hou	W	26-23
11-2-86	Mia	L	7-28
10-1-89	Hou	W	39-7
10-20-91	Mia	W	17-13
11-22-92	Mia	L	16-19
11-17-96	Hou	L	20-23
9-7-97	Mia	L	13-16 OT
11-7-99	Mia	L	0-17
9-9-01	Tenn	L	23-31
11-9-03	Tenn	W	31-7
9-11-04	Mia	W	17-7
12-24-05	Mia	L	10-24
9-24-06	Mia	L	10-13
12-20-09	Tenn	W	27-24 OT
11-14-10	Mia	L	17-29
11-11-12	Mia	W	37-3
10-18-15	Tenn	L	10-38
10-9-16	Mia	W	30-17
10-8-17	Mia	L	10-16
9-9-18	Mia	L	20-27
1-2-22	Tenn	W	34-3
12-11-23	Mia	W	28-27
9-30-24	Tenn	W	31-12

Total Points: Titans 805, Dolphins 761
Longest Win Streak: 3 (1967-68, 78-79, 2022-24)
Longest Losing Streak: 5 (1992-01)
At Nissan Stadium: 3-2
At Hard Rock Stadium: 6-8
Series Sweeps: Titans (1967, 69); Dolphins (1966)

vs. MINNESOTA VIKINGS

Regular Season: 5-10 (Home 3-3, Away 2-7) • Playoffs: 0-0

Date	Site	W/L	Score
10-13-74	Min	L	10-51
12-21-80	Hou	W	20-16
10-16-83	Min	L	14-34
12-14-86	Hou	W	23-10
9-10-89	Min	L	7-38
11-15-92	Min	W	17-13
10-8-95	Min	L	17-23
12-26-98	Tenn	L	16-26
12-9-01	Min	L	24-42
10-24-04	Min	L	3-20
9-28-08	Tenn	W	30-17
10-7-12	Min	L	7-30
9-11-16	Tenn	L	16-25
9-27-20	Min	W	31-30
11-17-24	Tenn	L	13-23

Total Points: Titans 248, Vikings 398
Longest Win Streak: 1 (last 2020)
Longest Losing Streak: 4 (1995-04)
At Nissan Stadium: 1-2
At Metrodome: 1-6
At U.S. Bank Stadium: 1-0

vs. NEW ENGLAND PATRIOTS

Regular Season: 17-25-1 (Home 12-8, Away 5-17-1) • Playoffs: 2-2 (Home 0-0, Away 2-2)

Date	Site	W/L	Score
11-25-60	NE	W	24-10
12-18-60	Hou	W	37-21
10-13-61	NE	T	31-31
11-12-61	Hou	W	27-15
9-16-62	NE	L	21-34
11-18-62	Hou	W	21-17
11-1-63	NE	L	3-45
12-8-63	Hou	L	28-46
11-6-64	NE	L	24-25
11-29-64	Hou	L	17-34
9-19-65	Hou	W	10-31
12-18-65	NE	L	14-42
9-25-66	NE	L	21-27
11-13-66	Hou	L	14-38
11-5-67	NE	L	7-18
11-26-67	Hou	W	27-6
10-13-68	NE	W	16-0
12-15-68	Hou	W	45-17
11-2-69	NE	L	0-24
12-14-69	Hou	W	23-27
11-7-71	NE	L	20-28
11-25-73	Hou	L	0-32
9-21-75	NE	W	7-0
11-12-78	NE	W	26-23
12-31-78	**NE**	**W**	**31-14 (Div)**
11-10-80	Hou	W	38-34
10-18-81	NE	L	10-38
11-28-82	NE	L	21-29
10-18-87	Hou	L	7-21
9-25-88	Hou	W	31-6
10-8-89	NE	L	13-23
9-22-91	NE	L	20-24
10-17-93	NE	W	28-14
9-20-98	NE	L	16-27
12-16-02	Tenn	W	24-7
10-5-03	NE	L	30-38
1-10-04	**NE**	**L**	**14-17 (Div)**
12-31-06	Tenn	L	23-40
10-18-09	NE	L	0-59
9-9-12	Tenn	L	13-34
12-20-15	NE	L	16-33
1-13-18	**NE**	**L**	**14-35 (Div)**
11-11-18	Tenn	W	34-10
1-4-20	**NE**	**W**	**20-13 (WC)**
11-28-21	NE	L	13-36
11-3-24	Tenn	W	20-17 OT
10-19-25	Tenn	L	13-31

Total Points: Titans 937, Patriots 1,166
Longest Win Streak: 4 (1975-80)
Longest Losing Streak: 6 (2003-15)
At Nissan Stadium: 3-3
At Gillette Stadium: 1-6
Series Sweeps: Titans (1960, 68); Patriots (1963, 64, 66)

vs. NEW ORLEANS SAINTS

Regular Season: 9-7-1 (Home 3-4-1, Away 6-3) • Playoffs: 0-0

Date	Site	W/L	Score
10-3-71	Hou	T	13-13
10-3-76	NO	W	31-26
12-10-78	NO	W	17-12
11-22-81	Hou	L	24-27
9-30-84	Hou	L	10-27
12-13-87	NO	L	10-24
10-21-90	Hou	W	23-10
9-5-93	NO	L	21-33
11-10-96	NO	W	31-14
10-17-99	NO	W	24-21
9-21-03	Tenn	W	27-12
9-24-07	NO	W	31-14
12-11-11	Tenn	L	17-22
11-8-15	NO	W	34-28 OT
12-22-19	Tenn	L	28-38
11-14-21	Tenn	W	23-21
9-10-23	NO	L	15-16

Total Points: Titans 379, Saints 358
Longest Win Streak: 4 (1996-07)
Longest Losing Streak: 3 (1981-87)
At Nissan Stadium: 2-2
At Superdome: 6-3

vs. NEW YORK GIANTS

Regular Season: 6-7 (Home 3-4, Away 3-3) • Playoffs: 0-0

Date	Site	W/L	Score
9-16-73	NY	L	14-34
12-5-82	NY	L	14-17
12-8-85	Hou	L	14-35
12-21-91	NY	L	20-24
11-21-94	Hou	L	10-13
11-9-97	Tenn	W	10-6
10-1-00	Tenn	W	28-14
12-1-02	NY	W	32-29 OT
11-26-06	Tenn	W	24-21
9-26-10	NY	W	29-10
12-7-14	Tenn	L	7-36
12-16-18	NY	W	17-0
9-11-22	Tenn	L	20-21

Total Points: Titans 239, Giants 260
Longest Win Streak: 5 (1997-10)
Longest Losing Streak: 5 (1973-94)
At Nissan Stadium: 2-2
At Giants Stadium: 1-2
At MetLife Stadium: 2-0

vs. NEW YORK JETS

Regular Season: 24-21-1 (Home 18-8, Away 6-13-1) • Playoffs: 1-0 (Home 1-0, Away 0-0)

Date	Site	W/L	Score
10-9-60	Hou	W	27-21
10-23-60	NY	W	42-28
11-19-61	Hou	W	49-13
12-10-61	NY	W	48-21
10-14-62	Hou	W	56-17
12-15-62	NY	W	44-10
9-22-63	NY	L	17-24
11-10-63	Hou	W	31-27
10-17-64	NY	L	21-24
12-13-64	Hou	W	33-17
9-12-65	Hou	W	27-21
11-21-65	NY	L	14-41
9-18-66	NY	L	13-52
10-16-66	Hou	W	24-0
10-15-67	NY	T	28-28
10-20-68	Hou	L	14-20
11-10-68	NY	L	7-26
10-20-69	NY	L	17-26
12-6-69	Hou	L	26-34
10-1-72	Hou	W	26-20
11-3-74	NY	W	27-22
9-18-77	Hou	W	20-0
10-28-79	Hou	W	27-24
11-23-80	NY	L	28-31 OT
9-27-81	NY	L	17-33
11-18-84	Hou	W	31-20
9-18-88	NY	L	3-45
10-28-90	Hou	L	12-17
10-13-91	NY	W	23-20
12-29-91	**Hou**	**W**	**17-10 (WC)**
1-2-94	Hou	W	24-0
12-24-94	Hou	W	24-10
12-17-95	Hou	W	23-6
12-1-96	NY	W	35-10
11-22-98	Tenn	L	3-24
12-1-03	NY	L	17-24
9-10-06	Tenn	L	16-23
12-23-07	Tenn	W	10-6
11-23-08	Tenn	L	13-34
9-27-09	NY	L	17-24
12-17-12	Tenn	W	14-10
10-6-13	Tenn	W	38-13
12-14-14	Tenn	L	11-16
12-13-15	NYJ	L	8-30
12-2-18	Tenn	W	26-22
10-3-21	NYJ	L	24-27 OT
9-15-24	Tenn	L	17-24

Total Points: Titans 1,089, Jets 995
Longest Win Streak: 6 (last 1991-96)
Longest Losing Streak: 4 (1968-69)
At Nissan Stadium: 4-4
At Giants Stadium: 2-3
At MetLife Stadium: 0-2
Series Sweeps: Titans (1960, 61, 62); Jets (1968, 69)

vs. PHILADELPHIA EAGLES

Regular Season: 5-8 (Home 3-3, Away 2-5) • Playoffs: 0-0

Date	Site	W/L	Score
11-12-72	Hou	L	17-18
12-16-79	Hou	L	20-26
12-19-82	Phi	L	14-35
10-2-88	Phi	L	23-32
12-2-91	Hou	L	6-13
10-24-94	Phi	L	6-21
12-3-00	Phi	W	15-13
9-8-02	Tenn	W	27-24
11-19-06	Phi	W	31-13
10-24-10	Tenn	W	37-19
11-23-14	Phi	L	24-43
9-30-18	Tenn	W	26-23
12-4-22	Phi	L	10-35

Total Points: Titans 256, Eagles 315
Longest Win Streak: 4 (2000-10)
Longest Losing Streak: 6 (1972-94)
At Nissan Stadium: 3-0
At Lincoln Financial Field: 1-2

vs. PITTSBURGH STEELERS

Regular Season: 31-46 (Home 19-19, Away 12-27) • Playoffs: 1-3 (Home 1-1, Away 0-2)

Date	Site	W/L	Score
9-20-70	Pitt	W	19-7
10-18-70	Hou	L	3-7
10-24-71	Pitt	L	16-23
12-5-71	Hou	W	29-3
10-15-72	Pitt	L	7-24
12-10-72	Hou	L	3-9
9-30-73	Hou	L	7-36
12-9-73	Pitt	L	7-33
10-6-74	Hou	L	7-13
12-1-74	Pitt	W	13-10
11-9-75	Pitt	L	17-24
11-24-75	Hou	L	9-32
11-21-76	Pitt	L	16-32
12-11-76	Hou	L	0-21
10-9-77	Hou	W	27-10
10-23-77	Pitt	L	10-27
10-23-78	Pitt	W	24-17
12-3-78	Hou	L	3-13
1-7-79	**Pitt**	**L**	**5-34 (Champ)**
9-9-79	Pitt	L	7-38
12-10-79	Hou	W	20-17
1-6-80	**Pitt**	**L**	**13-27 (Champ)**
9-7-80	Pitt	L	17-31
12-4-80	Hou	W	6-0
10-26-81	Pitt	L	13-26
12-20-81	Hou	W	21-20
11-21-82	Hou	L	10-24
9-18-83	Hou	L	28-40
10-2-83	Pitt	L	10-17
11-4-84	Pitt	L	7-35
12-2-84	Hou	W	23-20 OT
9-22-85	Pitt	L	0-20
11-17-85	Hou	L	7-30
9-28-86	Hou	L	16-22 OT
11-16-86	Pitt	L	10-21
11-15-87	Pitt	W	23-3
12-20-87	Hou	W	24-16
10-16-88	Pitt	W	34-14
12-4-88	Hou	L	34-37
10-22-89	Hou	W	27-0
12-3-89	Pitt	W	23-16
12-31-89	**Hou**	**L**	**26-23 OT (WC)**
9-16-90	Pitt	L	9-20
12-30-90	Hou	W	34-14
11-24-91	Pitt	L	14-26
12-8-91	Hou	W	31-6
9-6-92	Hou	L	24-29
11-1-92	Pitt	L	20-21
11-28-93	Hou	W	23-3
12-19-93	Pitt	W	26-17
10-3-94	Pitt	L	14-30
11-6-94	Hou	L	9-12 OT
9-10-95	Hou	L	17-34
12-3-95	Pitt	L	7-21
9-29-96	Pitt	L	16-30
10-20-96	Hou	W	23-13
9-28-97	Pitt	L	24-37
12-21-97	Tenn	W	16-6
11-1-98	Pitt	W	41-31
11-15-98	Tenn	W	23-14
11-21-99	Tenn	W	16-10
1-2-00	Pitt	W	47-36
9-24-00	Pitt	W	23-20
11-5-00	Tenn	W	9-7
10-29-01	Pitt	L	7-34
11-25-01	Tenn	L	24-34
11-17-02	Tenn	W	31-23
1-11-03	**Tenn**	**W**	**34-31 OT (Div)**
9-28-03	Pitt	W	30-13
9-11-05	Pitt	L	7-34
12-21-08	Tenn	W	31-14
9-10-09	Pitt	L	10-13 OT
9-19-10	Tenn	L	11-19
10-9-11	Pitt	L	17-38
10-11-12	Tenn	W	26-23
9-8-13	Pit	W	16-9
11-17-14	Tenn	L	24-27
11-16-17	Pit	L	17-40
10-25-20	Tenn	L	24-27
12-19-21	Pit	L	13-19
11-2-23	Pit	L	16-20

Total Points: Titans 1,422, Steelers 1,730
Longest Win Streak: 7 (1997-00)
Longest Losing Streak: 5 (last 1994-96)
At Nissan Stadium: 6-4
At Heinz Field: 2-6
Series Sweeps: Titans (1987, 89, 93, 98, 99, 00); Steelers (1972, 73, 75, 76, 83, 85, 86, 92, 94, 95, 01)

vs. SAN FRANCISCO 49ERS

Regular Season: 6-10 (Home 3-5, Away 3-5) • Playoffs: 0-0

Date	Site	W/L	Score
11-15-70	Hou	L	20-30
12-7-75	SF	W	27-13
9-17-78	Hou	W	20-19
12-13-81	SF	L	6-28
10-21-84	Hou	L	21-34
11-8-87	SF	L	20-27
10-7-90	Hou	L	21-24
12-25-93	SF	W	10-7
10-27-96	Hou	L	9-10
10-3-99	SF	L	22-24
11-27-05	Tenn	W	33-22
11-8-09	SF	W	34-27
10-20-13	Tenn	L	17-31
12-17-17	SF	L	23-25
12-23-21	Tenn	W	20-17
12-14-25	**SF**	**L**	**24-37**

Total Points: Titans 327, 49ers 375
Longest Win Streak: 2 (1975-78, 2005-09)
Longest Losing Streak: 4 (1981-90)
At Nissan Stadium: 2-1
At Candlestick Park: 3-3
At Levi's Stadium: 0-2

vs. SEATTLE SEAHAWKS

Regular Season: 7-12 (Home 4-5, Away 3-7) • Playoffs: 1-0 (Home 1-0, Away 0-0)

Date	Site	W/L	Score
11-20-77	Sea	W	22-10
10-21-79	Sea	L	14-34
10-5-80	Hou	L	7-26
10-11-81	Hou	W	35-17
9-19-82	Hou	W	23-21
1-3-88	**Hou**	**W**	**23-20 OT (WC)**
11-13-88	Sea	L	24-27
12-2-90	Sea	L	10-13 OT
11-7-93	Hou	W	24-14
12-11-94	Hou	L	14-16
11-3-96	Sea	L	16-23
10-5-97	Sea	L	13-16
11-29-98	Sea	L	18-20
12-18-05	Tenn	L	24-28
1-3-10	Sea	W	17-13
10-13-13	Sea	L	13-20
9-24-17	Tenn	W	33-27
9-19-21	Sea	W	33-30 OT
12-24-23	Tenn	L	17-20
11-23-25	**Tenn**	**L**	**24-30**

Total Points: Titans 404, Seahawks 425
Longest Win Streak: 3 (1981-87)
Longest Losing Streak: 5 (1994-05)
At Nissan Stadium: 1-3
At CenturyLink Field: 1-1
At Lumen Field: 1-0

vs. TAMPA BAY BUCCANEERS

Regular Season: 10-3 (Home 8-0, Away 2-3) • Playoffs: 0-0

Date	Site	W/L	Score
9-12-76	Hou	W	20-0
10-19-80	Hou	W	20-14
11-27-83	TB	L	24-33
12-10-89	Hou	W	20-17
10-29-95	Hou	W	19-7
11-8-98	TB	W	31-22
10-14-01	Tenn	W	31-28 OT
12-28-03	Tenn	W	33-13
10-14-07	TB	L	10-13
11-27-11	Tenn	W	23-17
9-13-15	TB	W	42-14
10-27-19	Tenn	W	27-23
11-12-23	TB	L	6-20

Total Points: Titans 306, Buccaneers 221
Longest Win Streak: 5 (1989-03)
Longest Losing Streak: 1 (1983, 2007, 2023)
At Nissan Stadium: 4-0
At Raymond James Stadium: 2-2

vs. WASHINGTON COMMANDERS

Regular Season: 8-7 (Home 4-2, Away 4-5) • Playoffs: 0-0

Date	Site	W/L	Score
10-10-71	Wash	L	13-22
10-19-75	Hou	W	13-10
9-2-79	Wash	W	29-27
9-15-85	Wash	L	16-13
10-30-88	Hou	W	41-17
11-3-91	Wash	L	13-16 OT
10-19-97	Tenn	W	28-14
10-30-00	Wash	W	27-21
10-6-02	Tenn	L	14-31
10-15-06	Wash	W	25-22
11-21-10	Tenn	L	16-19 OT
10-20-14	Wash	L	17-19
12-22-18	Tenn	W	25-16
10-9-22	Was	W	21-17
12-1-24	Was	L	19-42

Total Points: Titans 314, Commanders 309
Longest Win Streak: 2 (1975-1979 1997-00, 2018-22)
Longest Losing Streak: 2 (2010-14)
At Nissan Stadium: 1-2
At Northwest Field: 3-2

Calvin Ridley during the game between the Titans and Texans in Nov. 2024

TITANS ALL-TIME FIRST-ROUND DRAFT PICKS

Year	Pick	Player	Pos.	College
2025	1	Cameron Ward	QB	Miami (Fla.)
2024	7	JC Latham	T	Alabama
2023	11	Peter Skoronski	OL	Northwestern
2022	18	Treylon Burks	WR	Arkansas
2021	22	Caleb Farley	CB	Virginia Tech
2020	29	Isaiah Wilson	T	Georgia
2019	19	Jeffery Simmons	DT	Mississippi State
2018	22	Rashaan Evans	LB	Alabama
2017	5	Corey Davis	WR	Western Michigan
	18	Adoree' Jackson	CB	Southern California
2016	8	Jack Conklin	T	Michigan State
2015	2	Marcus Mariota	QB	Oregon
2014	11	Taylor Lewan	T	Michigan
2013	10	Chance Warmack	G	Alabama
2012	20	Kendall Wright	WR	Baylor
2011	8	Jake Locker	QB	Washington
2010	16	Derrick Morgan	DE	Georgia Tech
2009	30	Kenny Britt	WR	Rutgers
2008	24	Chris Johnson	RB	East Carolina
2007	19	Michael Griffin	DB	Texas
2006	3	Vince Young	QB	Texas
2005	6	Pacman Jones	CB	West Virginia
2004		(none)		
2003	28	Andre Woolfolk	CB	Oklahoma
2002	15	Albert Haynesworth	DT	Tennessee
2001		(none)		
2000	30	Keith Bulluck	LB	Syracuse
1999	16	Jevon Kearse	DE	Florida
1998	16	Kevin Dyson	WR	Utah
1997	18	Kenny Holmes	DE	Miami (Fla.)
1996	14	Eddie George	RB	Ohio State
1995	3	Steve McNair	QB	Alcorn State
1994	26	Henry Ford	DE	Arkansas
1993	13	Brad Hopkins	T	Illinois
1992		(none)		
1991		(none)		
1990	15	Lamar Lathon	LB	Houston
1989	23	David Williams	T	Florida
1988	22	Lorenzo White	RB	Michigan State
1987	3	Alonzo Highsmith	RB	Miami (Fla.)
	20	Haywood Jeffires	WR	North Carolina State
1986	3	Jim Everett	QB	Purdue
1985	3	Ray Childress	DE	Texas A&M
	11	Richard Johnson	DB	Wisconsin
1984	2	Dean Steinkuhler	T	Nebraska
1983	9	Bruce Matthews	G	Southern California
1982	8	Mike Munchak	G	Penn State
1981		(none)		
1980		(none)		
1979		(none)		
1978	1	Earl Campbell	RB	Texas
1977	11	Morris Towns	T	Missouri
1976		(none)		
1975	6	Robert Brazile	LB	Jackson State
	15	Don Hardeman	RB	Texas A&M-Kingsville
1974		(none)		
1973	1	John Matuszak	DE	Tampa
	14	George Amundson	RB	Iowa State
1972	6	Greg Sampson	DE	Stanford
1971	3	Dan Pastorini	QB	Santa Clara
1970	14	Doug Wilkerson	G	North Carolina Central
1969	15	Ron Pritchard	LB	Arizona State
1968		(none)		
1967	5	George Webster	LB	Michigan State
	23	Tom Regner	G	Notre Dame
1966		Tommy Nobis	LB	Texas
1965		Lawrence Elkins	TE	Baylor
1964		Scott Appleton	DT	Texas
1963		Danny Brabham	LB	Arkansas
1962		Ray Jacobs	DT	Howard Payne
1961		MIke Ditka	TE	Pittsburgh
1960		Billy Cannon	HB	Loiusiana State

The Titans drafted Jeffery Simmons in the first round of the 2019 NFL Draft.

ALL-TIME DRAFT SELECTIONS

2025

Rd.	Pick	Player	Pos.	College
1	1	Cameron Ward	QB	Miami (Fla.)
2a	35	(Traded to Seattle)		
2b	52	Oluwafemi Oladejo	OLB	UCLA
3a	66	(Traded to Kansas City)		
3b	82	Kevin Winston Jr.	S	Penn State
4a	103	Chimere Dike	WR	Florida
4b	120	Gunnar Helm	TE	Texas
4c	136	Elic Ayomanor	WR	Stanford
5a	141	(Traded to Baltimore)		
5b	167	Jackson Slater	G	Sacramento State
6a	178	(Traded to Baltimore)		
6b	183	Marcus Harris	CB	California
6c	188	Kalel Mullings	RB	Michigan
7a	217	(Traded to New England)		
7b	239	(Traded to Dallas)		

Draft Notes

General Manager: Mike Borgonzi

- 2b, 3b – Picks acquired from Seattle for 2a
- 3a – Pick traded to Kansas City in 2024 for CB L'Jarius Sneed
- 4b – Pick acquired from Seattle for LB Ernest Jones IV
- 4c, 6b – Picks acquired from Baltimore for 5a and 6a
- 5b – Pick acquired from Kansas City for WR DeAndre Hopkins
- 6c – Pick acquired from Dallas for LB Kenneth Murray Jr. and 7b
- 7a – Pick traded to New England in 2023 for K Nick Folk
- 7b – Pick acquired from Green Bay in 2024 for QB Malik Willis

2024

Rd.	Pick	Player	Pos.	College
1	7	JC Latham	T	Alabama
2	38	T'Vondre Sweat	NT	Texas
3	71	(Traded to Arizona)		
4	106	Cedric Gray	LB	North Carolina
5a	142	(Traded to Carolina)		
5b	146	Jarvis Brownlee Jr.	CB	Louisville
6	182	Jha'Quan Jackson	WR	Tulane
7a	221	(Traded to Kansas City)		
7b	227	(Traded to Cleveland)		
7c	242	James Williams	LB	Miami (Fla.)
7d	252	Jaylen Harrell	OLB	Michigan

Draft Notes

General Manager: Ran Carthon

- 3 – Pick traded to Arizona in 2023 (see 2023, 2a)
- 5a – Pick traded to Carolina in 2022 for 7a and OL Dennis Daley
- 5b, 6 – Picks and S Terrell Edmunds acquired (6 reacquired; see 7c) from Philadelphia in 2023 for S Kevin Byard
- 7a – Pick and OL Dennis Daley acquired from Carolina in 2022 for 5a; traded to Kansas City in 2024 (see 7d)
- 7b – Pick traded to Cleveland in 2024 for T Leroy Watson
- 7c – Pick and DB Ugo Amadi acquired from Philadelphia in 2022 for 6 (see 5b)
- 7d – Pick and CB L'Jarius Sneed acquired from Kansas City in 2024 for 7a and a third-round pick in 2025

2023

Rd.	Pick	Player	Pos.	College
1	11	Peter Skoronski	OL	Northwestern
2a	33	Will Levis	QB	Kentucky
2b	41	(Traded to Arizona)		
3a	72	(Traded to Arizona)		
3b	81	Tyjae Spears	RB	Tulane
4	110	(Traded to Atlanta)		
5	147	Josh Whyle	TE	Cincinnati
6a	186	Jaelyn Duncan	OL	Maryland
6b	189	(Traded to L.A. Rams)		
7	228	Colton Dowell	WR	Tennessee-Martin

Draft Notes

General Manager: Ran Carthon

- 2a, 3b – Picks acquired from Arizona for 2b, 3a and a third-round pick in 2024
- 4 – Pick traded to Atlanta in 2021 (see 2022, 2b)
- 6a – Pick acquired from Atlanta in 2021 (see 2022, 2b)
- 6b – Pick traded to L.A. Rams in 2022 for WR Robert Woods

2022

Rd.	Pick	Player	Pos.	College
1a	18	Treylon Burks	WR	Arkansas
1b	26	(Traded to N.Y. Jets)		
2a	35	Roger McCreary	CB	Auburn
2b	58	(Traded to Atlanta)		
3a	69	Nicholas Petit-Frere	OL	Ohio State
3b	86	Malik Willis	QB	Liberty
3c	90	(Traded to Las Vegas)		
3d	101	(Traded to N.Y. Jets)		
4a	131	Hassan Haskins	RB	Michigan
4b	143	Chig Okonkwo	TE	Maryland
5a	163	Kyle Philips	WR	UCLA
5b	169	(Traded to Las Vegas)		
6a	204	Theo Jackson	S	Tennessee
6b	219	Chance Campbell	LB	Mississippi
7	247	(Traded to Miami)		

Draft Notes

General Manager: Jon Robinson

- 4b, 6b – Awarded as a compensatory selections
- 1a, 3d – Picks acquired from Philadelphia for WR A.J. Brown
- 2b – Pick traded in 2021 with a fourth-round pick in 2023 to Atlanta for WR Julio Jones and a sixth-round pick in 2023
- 2a, 3a, 5a – Picks acquired from N.Y. Jets for 1b, 3d
- 3b – Pick acquired from Las Vegas for 3c and 5b
- 7 – Pick traded with T Isaiah Wilson to Miami in 2021 (see 2021 7a)

2021

Rd.	Pick	Player	Pos.	College
1	22	Caleb Farley	CB	Virginia Tech
2	53	Dillon Radunz	T	North Dakota State
3a	85	(Traded to Green Bay)		
3b	92	Monty Rice	ILB	Georgia
3c	100	Elijah Molden	CB	Washington
4a	109	Dez Fitzpatrick	WR	Louisville
4b	126	(Traded to Carolina)		
4c	135	Rashad Weaver	OLB	Pittsburgh
5	166	(Traded to Carolina)		
6a	185	(Traded to L.A. Chargers)		
6b	205	Racey McMath	WR	Louisiana State
6c	215	Brady Breeze	S	Oregon
7a	232	(Traded to Carolina)		
7b	249	(Traded to L.A. Rams)		

Draft Notes

General Manager: Jon Robinson

- 3b, 4c – Picks acquired from Green Bay for 3a
- 3c – Awarded as a compensatory selection
- 4a – Pick acquired from Carolina for 4b, 5 and 7a
- 6a – Pick acquired from Jacksonville in 2020 for OLB Kamalei Correa and 7b; traded to L.A. Chargers in 2020 for CB Desmond King II
- 6c – Pick acquired from Kansas City in 2020 (see 2020, 7b)
- 7a – Pick acquired from Miami for T Isaiah Wilson and a seventh-round choice in 2022; traded with 4b and 5 to Carolina for 4a
- 7b – Pick and OLB Kamalei Correa traded to Jacksonville in 2020 for 6a

2020

Rd.	Pick	Player	Pos.	College
1	29	Isaiah Wilson	T	Georgia
2	61	Kristian Fulton	CB	Louisiana State
3	93	Darrynton Evans	RB	Appalachian State
4	135	(Traded to Miami)		
5	174	Larrell Murchison	DL	North Carolina State
6	208	(Traded to Green Bay)		

7a	224	Cole McDonald	QB	Hawaii
7b	237	(Traded to Kansas City)		
7c	243	Chris Jackson	DB	Marshall

Draft Notes
General Manager: Jon Robinson
• 4 – Pick traded to Miami in 2019 (see 2019, 6a)
• 6 – Pick traded to Green Bay in 2019 for OLB Reggie Gilbert
• 7a – Pick acquired in a 2019 trade with Cleveland for WR Taywan Taylor
• 7b – Pick acquired in a trade with Denver for DT Jurrell Casey and then traded to Kansas City for a sixth-round choice in 2021

2019

Rd.	Pick	Player	Pos.	College
1	19	Jeffery Simmons	DT	Mississippi State
2	51	A.J. Brown	WR	Mississippi
3	82	Nate Davis	OL	Charlotte
4a	116	Amani Hooker	DB	Iowa
4b	121	(Traded to N.Y. Jets)		
5a	157	(Traded to N.Y. Jets)		
5b	168	D'Andre Walker	OLB	Georgia
6a	188	David Long	LB	West Virginia
6b	191	(Traded to Baltimore)		
7	233	(Traded to Miami)		

Draft Notes
General Manager: Jon Robinson
• 4a, 5b – Picks acquired in a trade with N.Y. Jets for 4b and 5a
• 6a – Pick and QB Ryan Tannehill acquired in a trade with Miami for a seventh-round pick (233 overall) and a fourth-round pick in 2020
• 6b – Pick acquired in a trade with Baltimore for LB Kamalei Correa

2018

Rd.	Pick	Player	Pos.	College
1a	22	Rashaan Evans	LB	Alabama
1b	25	(traded to Baltimore)		
2a	41	Harold Landry	OLB	Boston College
2b	57	(traded to Oakland)		
3	89	(traded to Oakland)		
4	125	(traded to Baltimore)		
5a	152	Dane Cruikshank	DB	Arizona
5b	162	(traded to Baltimore)		
6a	199	Luke Falk	QB	Washington State
6b	215	(acquired from Baltimore and traded back to Baltimore)		
7	243	(traded to Kansas City)		

Draft Notes
General Manager: Jon Robinson
• 1a, 6b – Picks acquired in a trade with Baltimore for 1b and 4 (6b later traded back to Baltimore)
• 2a – Pick acquired in a trade with Oakland for 2b and 3
• 5a – Pick acquired in a trade with Baltimore for 5b and 6b (6b originally traded from Baltimore to Tennessee before being traded back to Baltimore)
• 7 – Pick traded to Kansas City in 2017 for defensive lineman David King

2017

Rd.	Pick	Player	Pos.	College
1a	5	Corey Davis	WR	Western Michigan
1b	18	Adoree' Jackson	CB	Southern California
2	52	(traded to Cleveland)		
3a	72	Taywan Taylor	WR	Western Kentucky
3b	83	(traded to New England)		
3c	100	Jonnu Smith	TE	Florida International
4	124	(Traded to New England)		
5a	155	Jayon Brown	LB	UCLA
5b	164	(Traded to Philadelphia)		
6a	200	(Traded to N.Y. Giants)		
6b	203	(Traded to Denver)		
6c	207	(Traded to Cincinnati)		
6d	214	(Traded to Philadelphia)		
6e	217	Corey Levin	OL	Chattanooga
7a	227	Josh Carraway	OLB	Texas Christian
7b	236	Brad Seaton	T	Villanova
7c	241	Khalfani Muhammad	RB	California

Draft Notes
General Manager: Jon Robinson
• 2 – Pick traded to Cleveland during 2016 draft (see 2016, 1b)
• 3a, 6a – Picks acquired in a trade with New England for 3b and 4
• 3c – Compensatory selection; acquired in a trade with the Los Angeles Rams during the 2016 draft (see 2016, 1a)
• 5a – Pick acquired in a trade with Philadelphia for 5b, 6d
• 6b – Pick traded to Denver during 2016 draft (see 2016, 5b)
• 6c, 7c – Picks acquired in a trade with the N.Y. Giants for 6a
• 6d – Pick acquired in a trade with Atlanta in 2015 (see 2016, 6c)
• 6e, 7a – Picks acquired in a trade with Cincinnati for 6c

2016

Rd.	Pick	Player	Pos.	College
1a	1	(traded to Los Angeles Rams)		
1b	8	Jack Conklin	T	Michigan State
1c	15	(traded to Cleveland)		
2a	33	Kevin Dodd	OLB	Clemson
2b	43	Austin Johnson	DL	Penn State
2c	45	Derrick Henry	RB	Alabama
3a	64	Kevin Byard	S	Middle Tennessee State
3b	76	(traded to Cleveland)		
4a	100	(traded to Philadelphia)		
4b	113	(traded to Los Angeles Rams)		
5a	140	Tajae Sharpe	WR	Massachusetts
5b	157	LeShaun Sims	CB	Southern Utah
6a	176	(traded to Denver)		
6b	177	(traded to Los Angeles Rams)		
6c	193	Sebastian Tretola	G	Arkansas
7a	222	Aaron Wallace	OLB	UCLA
7b	253	Kalan Reed	CB	Southern Mississippi

Draft Notes
General Manager: Jon Robinson
• 1b, 6a – Picks acquired in a trade with Cleveland for 1c, 3b and a 2017 second-round choice
• 1c, 2b, 2c, 3b – Picks and 2017 first-round and third-round choices acquired in a trade with the L.A. Rams for 1a, 4b and 6b
• 4b – Pick acquired in a trade with Philadelphia for 4a and RB DeMarco Murray
• 5b, 7b – Picks acquired in a trade with Denver for 6a and a 2017 sixth-round choice
• 6c – Pick and a 2017 sixth-round choice acquired in 2015 from Atlanta for G Andy Levitre.

2015

Rd.	Pick	Player	Pos.	College
1	2	Marcus Mariota	QB	Oregon
2a	33	(traded to New York Giants)		
2b	40	Dorial Green-Beckham	WR	Oklahoma
3	66	Jeremiah Poutasi	OL	Utah
4a	100	Angelo Blackson	DE	Auburn
4b	108	Jalston Fowler	FB	Alabama
5	138	David Cobb	RB	Minnesota
6a	177	Deiontrez Mount	OLB	Louisville
6b	208	Andy Gallik	C	Boston College
7a	219	(traded to New England)		
7b	245	Tre McBride	WR	William & Mary

Draft Notes
General Manager: Ruston Webster
• 2b, 4b, 7 – Picks acquired from New York Giants for 2a.
• 6b – Pick acquired in 2014 from New England for LB Akeem Ayers and 7a.

2014

Rd.	Pick	Player	Pos.	College
1	11	Taylor Lewan	T	Michigan
2a	42	(traded to Philadelphia)		
2b	54	Bishop Sankey	RB	Washington

3	77	(traded to San Francisco)		
4a	112	DaQuan Jones	DL	Penn State
4b	122	Marqueston Huff	DB	Wyoming
5	151	Avery Williamson	LB	Kentucky
6a	178	Zach Mettenberger	QB	Louisiana State
6b	186	(traded to Washington)		
7	228	(traded to Washington)		

Draft Notes
General Manager: Ruston Webster
• 2b, 4b – Picks acquired in trade with Philadelphia for 2a.
• 3 – Pick traded to San Francisco during 2013 draft (see 2013, 2a).
• 6a – Pick acquired in trade with Washington for 6b and 7.

2013

Rd.	Pick	Player	Pos.	College
1	10	Chance Warmack	G	Alabama
2a	34	Justin Hunter	WR	Tennessee
2b	40	(traded to San Francisco)		
3a	70	Blidi Wreh-Wilson	CB	Connecticut
3b	97	Zaviar Gooden	LB	Missouri
4	107	Brian Schwenke	C	California
5	142	Lavar Edwards	DE	Louisiana State
6a	176	(traded to Minnesota)		
6b	202	Khalid Wooten	CB	Nevada
7a	216	(traded to San Francisco)		
7b	248	Daimion Stafford	S	Nebraska

Draft Notes
General Manager: Ruston Webster
• 2a – Pick acquired in trade with San Francisco for 2b, 7a and a third-round pick in 2014.
• 6a – Pick traded to Minnesota in 2012 for a seventh-round pick in 2012.
• 3b, 6b, 7b – Awarded as compensatory selections

2012

Rd.	Pick	Player	Pos.	College
1	20	Kendall Wright	WR	Baylor
2	52	Zach Brown	LB	North Carolina
3	82	Mike Martin	DT	Michigan
4	115	Coty Sensabaugh	CB	Clemson
5a	145	Taylor Thompson	TE	Southern Methodist
5b	155	(traded to Miami)		
6	190	Markelle Martin	S	Oklahoma State
7a	211	Scott Solomon	DE	Rice
7b	227	(traded to Miami)		

Draft Notes
General Manager: Ruston Webster
• 5a – Pick acquired in trade with Miami for 5b and 7b
• 7a – Pick acquired in trade with Minnesota for a sixth-round choice in 2013

2011

Rd.	Pick	Player	Pos.	College
1	8	Jake Locker	QB	Washington
2	39	Akeem Ayers	LB	UCLA
3	77	Jurrell Casey	DT	Southern California
4a	109	Colin McCarthy	LB	Miami (Fla.)
4b	130	Jamie Harper	RB	Clemson
5	142	Karl Klug	DL	Iowa
6	175	Byron Stingily	T	Louisville
7a	212	Zach Clayton	DT	Auburn
7b	251	Tommie Campbell	DB	California (Pa.)

Draft Notes
General Manager: Mike Reinfeldt
• 4b, 7b – Awarded as compensatory selections

2010

Rd.	Pick	Player	Pos.	College
1	16	Derrick Morgan	DE	Georgia Tech
2	47	(traded to New England)		
3a	77	Damian Williams	WR	Southern California
3b	97	Rennie Curran	LB	Georgia
4a	104	Alterraun Verner	CB	UCLA
4b	111	(traded to Seattle)		
5	148	Robert Johnson	S	Utah
6a	176	Rusty Smith	QB	Florida Atlantic
6b	185	(traded to Seattle)		
6c	207	Myron Rolle	S	Florida State
7a	222	Marc Mariani	WR	Montana
7b	241	David Howard	DT	Brown

Draft Notes
General Manager: Mike Reinfeldt
• 3b, 6c, 7b – Awarded as compensatory selections
• 2 – Traded to New England in 2009 (see 2009 3a)
• 4a, 6a – Picks acquired in trade with Seattle for RB LenDale White, DT Kevin Vickerson, 4b and 6b

2009

Rd.	Pick	Player	Pos.	College
1	30	Kenny Britt	WR	Rutgers
2	62	Sen'Derrick Marks	DT	Auburn
3a	89	Jared Cook	TE	South Carolina
3b	94	Ryan Mouton	CB	Hawaii
4a	130	Gerald McRath	LB	Southern Mississippi
4b	135	Troy Kropog	T/G	Tulane
5a	166	(Traded to Dallas)		
5b	173	Javon Ringer	RB	Michigan State
6a	203	Jason McCourty	CB	Rutgers
6b	206	Dominique Edison	WR	Stephen F. Austin
7a	239	Ryan Durand	G	Syracuse
7b	242	Nick Schommer	S	North Dakota State

Draft Notes
General Manager: Mike Reinfeldt
• 4b, 5b, 6b, 7b – Awarded as compensatory selections
• 3a – Pick acquired in trade with New England for second round pick in 2010
• 5a – Pick traded to Dallas (see 2008 4c)

2008

Rd.	Pick	Player	Pos.	College
1	24	Chris Johnson	RB	East Carolina
2	54	Jason Jones	DL	Eastern Michigan
3	85	Craig Stevens	TE	California
4a	103	William Hayes	DE	Winston-Salem State
4b	124	(Traded to Washington)		
4c	126	Lavelle Hawkins	WR	California
4d	134	Stanford Keglar	LB	Purdue
5	157	(Traded to Washington)		
6	189	(Traded to Seattle)		
7	229	Cary Williams	CB	Washburn

Draft Notes
General Manager: Mike Reinfeldt
• 4d – Awarded as compensatory selection
• 4a – Pick acquired in trade with Washington for fourth round pick (#124 overall) and fifth round pick (#157 overall).
• 4b – Traded to Washington (see 4a)
• 4c – Pick acquired in trade with Dallas for Pacman Jones
• 5 – Pick traded to Washington (see 4a)
• 6 – Pick traded to Seattle for Bryce Fisher

2007

Rd.	Pick	Player	Pos.	College
1	19	Michael Griffin	S	Texas
2	50	Chris Henry	RB	Arizona
3	80	Paul Williams	WR	Fresno State
4a	115	Leroy Harris	G/C	North Carolina State
4b	128	Chris Davis	WR	Florida State
5	152	Antonio Johnson	DT	Mississippi State

6a	188	Joel Filani	WR	Texas Tech
6b	204	Jacob Ford	DE	Central Arkansas
6c	206	Ryan Smith	CB	Florida
7	223	Mike Otto	T	Purdue

Draft Notes
General Manager: Mike Reinfeldt
• 4b – Pick acquired in trade with Baltimore for Steve McNair in 2006.
• 6b – Pick acquired in trade with San Diego for Billy Volek in 2006.
• 6c – Pick acquired in trade with Indianapolis for seventh round pick (#238 overall) in 2006. That selection was originally obtained from Indianapolis for Rocky Calmus.

2006

Rd.	Pick	Player	Pos.	College
1	3	Vince Young	QB	Texas
2a	39	(Traded to Philadelphia)		
2b	45	LenDale White	RB	Southern California
3	70	(Traded to Buffalo)		
4a	102	Calvin Lowry	S	Penn State
4b	116	Stephen Tulloch	LB	North Carolina State
5a	137	Terna Nande	LB	Miami (Ohio)
5b	169	Jesse Mahelona	DT	Tennessee
6	172	Jonathan Orr	WR	Wisconsin
7a	215	Cortland Finnegan	CB	Samford
7b	238	(Traded to Indianapolis)		
7c	245	Spencer Toone	LB	Utah
7d	246	Quinton Ganther	RB	Utah

Draft Notes
General Manager: Floyd Reese
• 5b, 7c and 7d – awarded as compensatory selections
• 2a – Pick traded to Philadelphia (see 2b)
• 2b – Pick acquired from Philadelphia along with 2006 fourth round pick (116 overall) for the Titans second round pick (39 overall)
• 3 – Pick traded to Buffalo for RB Travis Henry in 2005
• 7b – Pick acquired from Indianapolis for LB Rocky Calmus in 2005 and traded back to Indianapolis for sixth round selection in 2007

2005

Rd.	Pick	Player	Pos.	College
1	6	Adam Jones	CB	West Virginia
2a	37	(Traded to Detroit)		
2b	41	Michael Roos	T	Eastern Washington
3a	68	Courtney Roby	WR	Indiana
3b	96	Brandon Jones	WR	Oklahoma
4a	108	Vincent Fuller	S	Virginia Tech
4b	113	David Stewart	T	Mississippi State
4c	136	Roydell Williams	WR	Tulane
5a	142	Damien Nash	RB	Missouri
5b	150	Daniel Loper	T	Texas Tech
6	179	Bo Scaife	TE	Texas
7	218	Reynaldo Hill	CB	Florida

Draft Notes
General Manager: Floyd Reese
• 3b and 4c – awarded as compensatory selections
• 2a – Pick traded to Detroit (see 2b)
• 2b – Pick acquired from Detroit along with 2005 fourth round pick (113 overall) for the Titans second round pick (37 overall)
• 4b – Pick acquired from Detroit (see 2b)
• 5b – Pick acquired from Kansas City for DE Carlos Hall

2004

Rd.	Pick	Player	Pos.	College
1	27	(Traded to Houston)		
2a	40	Ben Troupe	TE	Florida
2b	42	Travis LaBoy	DE	Hawaii
2c	57	Antwan Odom	DE	Alabama
3a	71	Randy Starks	DT	Maryland
3b	92	Rich Gardner	CB	Penn State
4a	103	Bo Schobel	DE	Texas Christian
4b	124	Michael Waddell	CB	North Carolina
5a	138	Jacob Bell	G	Miami (Ohio)
5b	159	(Traded to Houston)		
5c	165	Robert Reynolds	LB	Ohio State
6	191	Troy Fleming	RB	Tennessee
7a	230	Jared Clauss	DT	Iowa
7b	239	Eugene Amano	C	S.E. Missouri State
7c	241	Sean McHugh	TE	Penn State

Draft Notes
General Manager: Floyd Reese
• 5c, 7b, 7c – awarded as compensatory selections
• 1 – Pick traded to Houston (see 2a)
• 2a – Pick acquired from Houston along with 2004 third round pick (71 overall), fourth round pick (103 overall) and fifth round pick (138 overall) for the Titans 2004 first round pick (27 overall) and fifth round pick (159 overall)
• 2b – Pick acquired from New York Jets for WR Justin McCariens
• 3a – Pick acquired in Houston trade (see 2a)
• 4a – Pick acquired in Houston trade (see 2a)
• 5a – Pick acquired in Houston trade (see 2a)
• 5b – Pick traded to Houston (see 2a)

2003

Rd.	Pick	Player	Pos.	College
1	28	Andre Woolfolk	CB	Oklahoma
2	60	Tyrone Calico	WR	Middle Tennessee State
3	93	Chris Brown	RB	Colorado
4	126	Rien Long	DT	Washington State
5a	154	Donnie Nickey	S	Ohio State
5b	164	(Traded to New England)		
6	201	(Traded to New England)		
7a	225	Todd Williams	T	Florida State
7b	243	(Traded to New England)		

Draft Notes
General Manager: Floyd Reese
• 5a – Pick acquired from New England along with 2003 seventh round pick (225 overall) for the Titans 2003 fifth round pick (164 overall), sixth round pick (201 overall) and seventh round pick (243 overall)
• 5b – Pick traded to New England (see 5a)
• 6 – Pick traded to New England (see 5a)
• 7a – Pick acquired in New England trade (see 5a)
• 7b – Pick traded to New England (see 5a)

2002

Rd.	Pick	Player	Pos.	College
1a	14	(Traded to N.Y. Giants)		
1b	15	Albert Haynesworth	DT	Tennessee
2	45	Tank Williams	S	Stanford
3	77	Rocky Calmus	LB	Oklahoma
4a	110	Mike Echols	CB	Wisconsin
4b	115	Tony Beckham	CB	Wisconsin-Stout
4c	133	Rocky Boiman	LB	Notre Dame
5	151	Jake Schifino	WR	Akron
6	187	Justin Hartwig	G	Kansas
7a	225	Darrell Hill	WR	Northern Illinois
7b	240	Carlos Hall	DE	Arkansas

Draft Notes
General Manager: Floyd Reese
• 4c – awarded as compensatory selection
• 1a – Pick traded to N.Y. Giants (see 1b)
• 1b – Pick acquired from the New York Giants along with 2002 fourth round pick (115 overall) for the Titans 2002 first round pick (14 overall)
• 4b – Pick acquired in Giants trade (see 1b)
• 7b – Pick acquired from Green Bay for DT Rod Walker

2001

Rd.	Pick	Player	Pos.	College
1	29	(Traded to St. Louis)		

2	60	Andre Dyson	CB	Utah
3	90	Shad Meier	TE	Kansas State
4	124	Justin McCareins	WR	Northern Illinois
5	159	Eddie Berlin	WR	Northern Iowa
6a	192	Dan Alexander	RB	Nebraska
6b	199	Adam Haayer	T	Minnesota
7a	229	(Traded to Oakland)		
7b	232	Keith Adams	LB	Clemson

Draft Notes
General Manager: Floyd Reese
• 6b, 7b – awarded as compensatory selections
• 1 – Pick traded to St. Louis for DE Kevin Carter
• 7a – Pick traded to Oakland for C Gennaro DiNapoli

2000

Rd.	Pick	Player	Pos.	College
1	30	Keith Bulluck	LB	Syracuse
3a	68	Erron Kinney	TE	Florida
3b	93	Byron Frisch	DE	Brigham Young
4a	124	Bobby Myers	S	Wisconsin
4b	128	Peter Sirmon	LB	Oregon
5a	135	Aric Morris	S	Michigan State
5b	160	Frank Chamberlin	LB	Boston College
6	197	Robaire Smith	DE	Michigan State
7a	213	Mike Green	RB	Houston
7b	237	Wes Shivers	T	Mississippi State

Draft Notes
General Manager: Floyd Reese
• 4b – awarded as compensatory selection
• 7a – Pick acquired from Chicago for LB Lemanski Hall

1999

Rd.	Pick	Player	Pos.	College
1	16	Jevon Kearse	DE	Florida
2a	46	(Traded to New England)		
2b	52	John Thornton	DT	West Virginia
3	81	Zach Piller	G	Florida
4a	114	Brad Ware	S	Auburn
4b	117	Donald Mitchell	CB	Southern Methodist
5	151	Kevin Daft	QB	California-Davis
6	186	Darran Hall	WR	Colorado State
7	222	Phil Glover	LB	Utah

Draft Notes
General Manager: Floyd Reese
• 2a – Pick traded to New England (see 2b)
• 2b – Pick acquired from New England along with 1999 fourth round pick (117 overall) for Titans 1999 second round pick (46 overall)
• 4b – Pick acquired in New England trade (see 2b)

Tennessee Titans 2025 Draft Class

ALL-TIME TITANS/OILERS PICKS BY UNIVERSITY (1960-PRESENT)

School	Picks
Texas	22
Alabama	15
Auburn	15
Oklahoma	15
Penn State	15
Baylor	14
Louisiana State	14
Miami (Fla.)	13
Michigan State	13
Mississippi	13
Rice	13
Georgia	12
Houston	12
Mississippi State	12
Southern California	12
Tennessee	12
Texas A&M	12
Michigan	11
Northwestern	11
Stanford	11
Clemson	10
Florida	10
Florida State	10
Illinois	10
Pittsburgh	10
Purdue	10
Wisconsin	10
California	9
Missouri	9
Notre Dame	9
Texas Christian	9
UCLA	9
West Virginia	9
Arizona	8
Grambling State	8
Iowa	8
Miami (Ohio)	8
Nebraska	8
Ohio State	8
Utah	8
Kentucky	7
Louisville	7
North Carolina	7
North Carolina State	7
Oklahoma State	7
Oregon	7
Tulane	7
Washington	7
Alcorn State	6
Arkansas	6
Georgia Tech	6
Hawaii	6
Kansas	6
Maryland	6
South Carolina	6
Southern Methodist	6

School	Picks
Southern Mississippi	6
Utah State	6
Fresno State	5
Iowa State	5
Jackson State	5
Louisiana Tech	5
Minnesota	5
New Mexico State	5
Texas Tech	5
Washington State	5
Arizona State	4
Boston College	4
Brigham Young	4
Cincinnati	4
Colorado	4
Colorado State	4
Lamar	4
Prairie View	4
Syracuse	4
Tennessee State	4
Texas Southern	4
Tulsa	4
Virginia	4
Virginia Tech	4
Western Kentucky	4
East Carolina	3
Florida A&M	3
Johnson Smith	3
McNeese State	3
Montana	3
Morgan State	3
New Mexico	3
North Carolina Central	3
Northern Illinois	3
Northwestern State (La.)	3
Rutgers	3
Southwest Texas State	3
Stephen F. Austin	3
West Texas State	3
Abilene Christian	2
Alabama State	2
Ball State	2
Bowling Green	2
California-Davis	2
Chattanooga	2
Duke	2
Humboldt State	2
Indiana	2
Kansas State	2
Kent State	2
Lincoln	2
Marquette	2
Memphis State	2
Middle Tennessee State	2
Mississippi Southern	2
Nicholls State	2

School	Picks
North Carolina A&T	2
North Dakota State	2
North Texas State	2
Northern Arizona	2
Southwest Missouri	2
Samford	2
South Carolina State	2
South Dakota State	2
Southern	2
Texas A&M-Kingsville	2
Toledo	2
Troy State	2
Texas-El Paso	2
Wake Forest	2
Wyoming	2
Air Force	1
Akron	1
Alabama-Birmingham	1
Angelo State	1
Appalachian State	1
Arkansas AM&N	1
Arkansas Tech	1
Augustana	1
Austin Peay	1
Bemidji State	1
Benedict	1
Bishop	1
Boise State	1
Boston University	1
Brown	1
Cal State-Chico	1
California, Pa.	1
Cameron	1
Central Arkansas	1
Central Florida	1
Charlotte	1
Cheyney	1
Concordia College (Minn.)	1
Connecticut	1
Detroit	1
Drake	1
East Texas State	1
Eastern Michigan	1
Eastern New Mexico	1
Eastern Washington	1
Florida Atlantic	1
Florida International	1
George Washington	1
Hardin-Simmons	1
Howard Payne	1
Idaho	1
Jacksonville State	1
Kalamazoo	1
La Verne	1
Lake Forest	1
Liberty	1

School	Picks
Marshall	1
Maryland-Eastern Shore	1
Massachusetts	1
McMurry	1
Minnesota State-Mankato	1
Minnesota-Duluth	1
Morningside	1
North Dakota	1
Northeast Louisiana	1
Northeast Missouri	1
Northeast Oklahoma	1
Northern Colorado	1
Northern Iowa	1
Northwest Missouri State	1
New Mexico Highlands	1
Nevada	1
Oregon State	1
Ottawa	1
Pacific West	1
Panhandle A&M	1
Pepperdine	1
Portland State	1
Richmond	1
Sacramento State	1
Sam Houston State	1
Santa Clara	1
Shepherd	1
Simpson	1
Southeast Louisiana	1
Southeast Missouri State	1
Southern Illinois	1
Southern Utah	1
St. Ambrose	1
Tampa	1
Temple	1
Tennessee-Martin	1
Texas A&I	1
Vanderbilt	1
Villanova	1
Virginia State	1
Washburn	1
Washington (Mo.)	1
West Texas State	1
West Virginia State	1
West Virginia Tech	1
Western Michigan	1
Whittier	1
Widener	1
Wiley	1
William & Mary	1
Winston-Salem State	1
Wisconsin-Oshkosh	1
Wisconsin-Stout	1

TITANS TRADE HISTORY SINCE 1997

2025 TRADES

Trade Date/Teams	Compensation		Overall	Player Selected	Note
1. March 13, 2025					
Tennessee Receives:	Draft Choice:	Round 6, 2025	#188	RB Kalel Mullings	
Dallas Receives:	Player:	LB Kenneth Murray Jr.			
	Draft Choice:	Round 7, 2025	#239	RB Phil Mafah	Pick originally from Green Bay
2. April 25, 2025 (Draft Day Trade)					
Tennessee Receives:	Draft Choice:	Round 2, 2025	#52	OLB Oluwafemi Oladejo	Pick originally from Pittsburgh
	Draft Choice	Round 3, 2025	#82	S Kevin Winston Jr.	
Seattle Receives:	Draft Choice:	Round 2, 2025	#35	S Nick Emmanwori	
3. April 26, 2025 (Draft Day Trade)					
Tennessee Receives:	Draft Choice:	Round 4, 2025	#136	WR Elic Ayomanor	Baltimore compensatory selection
	Draft Choice	Round 6, 2025	#183	CB Marcus Harris	Pick originally from Carolina
Baltimore Receives:	Draft Choice:	Round 5, 2025	#141	T Carson Vinson	
	Draft Choice:	Round 6, 2025	#178	CB Bilhal Kone	
4. September 23, 2025					
Tennessee Receives:	Draft Choice:	Round 6, 2026			Pick originally from Baltimore
New York Jets Receive:	Player:	CB Jarvis Brownlee Jr.			
	Draft Choice:	Round 7, 2026			Pick originally from L.A. Chargers
5. October 27, 2025					
Tennessee Receives:	Draft Choice:	Round 5, 2026			Conditional
L.A. Rams Receive:	Player:	CB Roger McCreary			
	Draft Choice:	Round 6, 2026			Conditional
6. November 4, 2025					
Tennessee Receives:	Draft Choice:	Round 5, 2026			Conditional
Baltimore Receives:	Player:	OLB Dre'Mont Jones			

2024 TRADES

Trade Date/Teams	Compensation		Overall	Player Selected	Note
1. March 29, 2024					
Tennessee Receives:	Player:	CB L'Jarius Sneed			
	Draft Choice:	Round 7, 2024	#252	OLB Jaylen Harrell	
Kansas City Receives:	Draft Choice:	Round 7, 2024	#221	(T Travis Clayton)	Pick originally from Carolina; traded to Buffalo
	Draft Choice:	Round 3, 2025	#66		
2. April 12, 2024					
Tennessee Receives:	Player:	T Leroy Watson			
Cleveland Receives:	Draft Choice:	Round 7, 2024	#227	CB Myles Harden	
3. Aug. 27, 2024					
Tennessee Receives:	Draft Choice:	Round 7, 2025	#239		
Green Bay Receives:	Player:	QB Malik Willis			
4. Aug. 28, 2024					
Tennessee Receives:	Player:	LB Ernest Jones IV			
	Draft Choice:	Round 6, 2026			Conditional
L.A. Rams Receive:	Draft Choice:	Round 5, 2026			
5. Aug. 29, 2024					
Tennessee Receives:	Draft Choice:	Round 7, 2026			
L.A. Chargers Receive:	Player:	DB Elijah Molden			
6. Oct. 24, 2024					
Tennessee Receives:	Draft Choice:	Round 5, 2025	#167		
Kansas City Receives:	Player:	WR DeAndre Hopkins			
7. Oct. 24, 2024					
Tennessee Receives:	Player:	LB Jerome Baker			
	Draft Choice:	Round 4, 2025	#120		
Seattle Receives:	Player:	LB Ernest Jones IV			

TITANS TRADE HISTORY SINCE 1997

2023 TRADES

Trade Date/Teams	Compensation		Overall	Player Selected	Note
1. April 28, 2023 (Draft Day Trade)					
Tennessee Receives:	Draft Choice:	Round 2, 2023	#33	QB Will Levis	Pick originally from Houston
	Draft Choice:	Round 3, 2023	#81	RB Tyjae Spears	Pick originally from Detroit
Arizona Receives:	Draft Choice:	Round 2, 2023	#41	OLB B.J. Ojulari	
	Draft Choice:	Round 3, 2023	#72	DB Garrett Williams	
	Draft Choice:	Round 3, 2024	#71	G Isaiah Adams	
2. Aug. 29, 2023					
Tennessee Receives:	Player:	K Nick Folk			
New England Receives:	Draft Choice:	Round 7, 2025			
3. Oct. 23, 2023					
Tennessee Receives:	Player:	S Terrell Edmunds			
	Draft Choice:	Round 5, 2024	#146	CB Jarvis Brownlee Jr.	Pick originally from Minnesota
	Draft Choice:	Round 6, 2024	#182	WR Jha'Quan Jackson	Tennessee's original pick reacquired
Philadelphia Receives:	Player:	S Kevin Byard			

2022 TRADES

Trade Date/Teams	Compensation		Overall	Player Selected	Note
1. March 23, 2022					
Tennessee Receives:	Player:	WR Robert Woods			
L.A. Rams Receive:	Draft Choice:	Round 6, 2023	#189	OLB Ochaun Mathis	
2. April 28, 2022 (Draft Day Trade)					
Tennessee Receives:	Draft Choice:	Round 1, 2022	#18	WR Treylon Burks	Pick originally from New Orleans
	Draft Choice:	Round 3, 2022	#101	(TE Jeremy Ruckert)	Pick originally a New Orleans compensatory selection; traded to NY Jets
Philadelphia Receives:	Player:	WR A.J. Brown			
3. April 28, 2022 (Draft Day Trade)					
Tennessee Receives:	Draft Choice:	Round 2, 2022	#35	CB Roger McCreary	
	Draft Choice:	Round 3, 2022	#69	OL Nicholas Petit-Frere	
	Draft Choice:	Round 5, 2022	#163	WR Kyle Philips	Pick originally from Pittsburgh
N.Y. Jets Receive:	Draft Choice:	Round 1, 2022	#26	OLB Jermaine Johnson	
	Draft Choice:	Round 3, 2022	#101	TE Jeremy Ruckert	Pick originally a New Orleans compensatory selection
4. April 29, 2022 (Draft Day Trade)					
Tennessee Receives:	Draft Choice:	Round 3, 2022	#86	QB Malik Willis	
Las Vegas Receives:	Draft Choice:	Round 3, 2022	#90	G Dylan Parham	
	Draft Choice:	Round 5, 2022	#169	(RB Ty Chandler)	Pick traded to Minnesota
5. Aug. 17, 2022					
Tennessee Receives:	Player:	S Tyree Gillespie			
Las Vegas Receives:	Draft Choice:	Round 7, 2024			Trade conditions not met
6. Aug. 24, 2022					
Tennessee Receives:	Player:	DB Ugo Amadi			
	Draft Choice:	Round 7, 2024	#242	LB James Williams	
Philadelphia Receives:	Draft Choice:	Round 6, 2024	#182	(WR Jha'Quan Jackson)	Pick reacquired by Tennessee on Oct. 23, 2023
7. Aug. 29, 2022					
Tennessee Receives:	Player:	OL Dennis Daley			
	Draft Choice:	Round 7, 2024	#221	(T Travis Clayton)	Pick traded to Buffalo through Kansas City
Carolina Receives:	Draft Choice:	Round 5, 2024	#142	(WR Anthony Gould)	Pick traded to Indianapolis

2021 TRADES

Trade Date/Teams	Compensation		Overall	Player Selected	Note
1. March 17, 2021					
Tennessee Receives:	Draft Choice:	Round 7, 2021	#232	(DT Phil Hoskins)	Pick originally from Atlanta; traded to Carolina
Miami Receives:	Player:	T Isaiah Wilson			
	Draft Choice:	Round 7, 2022	#247	QB Skylar Thompson	
2. April 30, 2021 (Draft Day Trade)					
Tennessee Receives:	Draft Choice:	Round 3, 2021	#92	ILB Monty Rice	
	Draft Choice:	Round 4, 2021	#135	OLB Rashad Weaver	

Green Bay Receives:	Draft Choice:	Round 3, 2021	#85	WR Amari Rodgers	

3. May 1, 2021 (Draft Day Trade)

Tennessee Receives:	Draft Choice:	Round 4, 2021	#109	WR Dez Fitzpatrick	Pick originally from Houston
Carolina Receives:	Draft Choice:	Round 4, 2021	#126	RB Chuba Hubbard	
	Draft Choice:	Round 5, 2021	#166	DB Keith Taylor	
	Draft Choice:	Round 7, 2021	#232	DT Phil Hoskins	Pick originally from Atlanta through Miami

4. June 6, 2021

Tennessee Receives:	Player:	WR Julio Jones			
	Draft Choice:	Round 6, 2023	#186	OL Jaelyn Duncan	
Atlanta Receives:	Draft Choice:	Round 2, 2022	#58	LB Troy Andersen	
	Draft Choice:	Round 4, 2023	#110	(DT Adetomiwa Adebawore)	Pick traded to Indianapolis

2020 TRADES

Trade Date/Teams	Compensation		Overall	Player Selected	Note
1. March 19, 2020					
Tennessee Receives:	Draft Choice:	Round 7, 2020	#237	(CB Thakarius Keyes)	Pick originally from New England; traded to Kansas City
Denver Receives:	Player:	DT Jurrell Casey			
2. April 25, 2020 (Draft Day Trade)					
Tennessee Receives:	Draft Choice:	Round 6, 2021	#215	S Brady Breeze	
Kansas City Receives:	Draft Choice:	Round 7, 2020	#237	CB Thakarius Keyes	Pick originally from New England through Denver
3. Oct. 14, 2020					
Tennessee Receives:	Draft Choice:	Round 6, 2021	#185	(LB Nick Niemann)	Pick traded to L.A. Chargers
Jacksonville Receives:	Draft Choice:	Round 7, 2021	#249	(WR Ben Skowronek)	Pick traded to L.A. Rams
	Player:	OLB Kamalei Correa			
4. Nov. 2, 2020					
Tennessee Receives:	Player:	CB Desmond King II			
L.A. Chargers Receive:	Draft Choice:	Round 6, 2021	#185	LB Nick Niemann	Pick originally from Jacksonville

2019 TRADES

Trade Date/Teams	Compensation		Overall	Player Selected	Note
1. March 15, 2019					
Tennessee Receives:	Player:	QB Ryan Tannehill			
	Draft Choice:	Round 6, 2019	#188	LB David Long Jr.	
Miami Receives:	Draft Choice:	Round 7, 2019	#233	RB Chandler Cox	
	Draft Choice:	Round 4, 2020	#135	(G Kevin Dotson)	Pick traded to Pittsburgh
2. April 27, 2019 (Draft Day Trade)					
Tennessee Receives:	Draft Choice:	Round 4, 2019	#116	DB Amani Hooker	Pick originally from Miami through New Orleans
	Draft Choice:	Round 5, 2019	#168	OLB D'Andre Walker	Pick originally from New Orleans
N.Y. Jets Receive:	Draft Choice:	Round 4, 2019	#121	TE Trevon Wesco	
	Draft Choice:	Round 5, 2019	#157	LB Blake Cashman	
3. August 29, 2019					
Tennessee Receives:	Player:	OLB Reggie Gilbert			
Green Bay Receives:	Draft Choice:	Round 6, 2020	#208	C Jake Hanson	
4. August 31, 2019					
Tennessee Receives:	Draft Choice:	Round 7, 2020	#224	QB Cole McDonald	
Cleveland Receives:	Player:	WR Taywan Taylor			

2018 TRADES

Trade Date/Teams	Compensation		Overall	Player Selected	Note
1. April 26, 2018 (Draft Day Trade)					
Tennessee Receives:	Draft Choice:	Round 1, 2018	#22	LB Rashaan Evans	Pick originally from Kansas City through Buffalo
	Draft Choice:	Round 6, 2018	#215	(C Bradley Bozeman)	Pick traded back to Baltimore
Baltimore Receives:	Draft Choice:	Round 1, 2018	#25	TE Hayden Hurst	
	Draft Choice:	Round 4, 2018	#125	(DB Avonte Maddox)	Pick traded to Philadelphia
2. April 27, 2018 (Draft Day Trade)					
Tennessee Receives:	Draft Choice:	Round 2, 2018	#41	OLB Harold Landry III	
Oakland Receives:	Draft Choice:	Round 2, 2018	#57	DT P.J. Hall	
	Draft Choice:	Round 3, 2018	#89	(T Joseph Noteboom)	Pick traded to L.A. Rams

3. April 28, 2018 (Draft Day Trade)					
Tennessee Receives:	Draft Choice:	Round 5, 2018	#152	DB Dane Cruikshank	
Baltimore Receives:	Draft Choice:	Round 5, 2018	#162	WR Jordan Lasley	
	Draft Choice:	Round 6, 2018	#215	C Bradley Bozeman	Pick originally from Baltimore
4. August 28, 2018					
Tennessee Receives:	Player:			LB Kamalei Correa	
Baltimore Receives:	Draft Choice:	Round 6, 2019	#191	(DB Marcus Epps)	Pick traded to Minnesota

2017 TRADES

Trade Date/Teams	Compensation		Overall	Player Selected	Note
1. April 28, 2017 (Draft Day Trade)					
Tennessee Receives:	Draft Choice:	Round 3, 2017	#72	WR Taywan Taylor	Pick originally from Carolina
	Draft Choice:	Round 6, 2017	#200	(T Adam Bisnowaty)	Pick traded to N.Y. Giants; originally from Indianapolis
New England Receives:	Draft Choice:	Round 3, 2017	#83	DE Derek Rivers	
	Draft Choice:	Round 4, 2017	#124	(LB Jalen Reeves-Maybin)	Pick traded to Detroit
2. April 29, 2017 (Draft Day Trade)					
Tennessee Receives:	Draft Choice:	Round 5, 2017	#155	LB Jayon Brown	
Philadelphia Receives:	Draft Choice:	Round 5, 2017	#164	(G Isaac Asiata)	Pick traded to Miami
	Draft Choice:	Round 6, 2017	#214	DT Elijah Qualls	Pick originally from Atlanta
3. April 29, 2017 (Draft Day Trade)					
Tennessee Receives:	Draft Choice:	Round 6, 2017	#207	(DB Brandon Wilson)	Pick traded to Cincinnati
	Draft Choice:	Round 7, 2017	#241	RB Khalfani Muhammad	
N.Y. Giants Receive:	Draft Choice:	Round 6, 2017	#200	T Adam Bisnowaty	Pick originally from Indianapolis through New England
4. April 29, 2017 (Draft Day Trade)					
Tennessee Receives:	Draft Choice:	Round 6, 2017	#217	OL Corey Levin	Compensatory pick
	Draft Choice:	Round 7, 2017	#227	OLB Josh Carraway	
Cincinnati Receives:	Draft Choice:	Round 6, 2017	#207	DB Brandon Wilson	Pick originally from N.Y. Giants
5. Sept. 1, 2017					
Tennessee Receives:	Player:	DE David King			
Kansas City Receives:	Draft Choice:	Round 7, 2018	#243	(DB Keion Crossen)	Conditional draft choice; traded to New England

2016 TRADES

Trade Date/Teams	Compensation		Overall	Player Selected	Note
1. March 9, 2016					
Tennessee Receives:	Player:	RB DeMarco Murray			
	Draft Choice:	Round 4, 2016	#113	(LB Nick Kwiatkoski)	Pick traded from Tennessee to Los Angeles to Chicago
Philadelphia Receives:	Draft Choice:	Round 4, 2016	#100	(QB Connor Cook)	Pick traded from Philadelphia to Cleveland to Oakland
2. April 14, 2016					
Tennessee Receives:	Draft Choice:	Round 1, 2016	#15	(WR Corey Coleman)	Pick traded from Tennessee to Cleveland
	Draft Choice:	Round 2, 2016	#43	DL Austin Johnson	Pick originally from Philadelphia
	Draft Choice:	Round 2, 2016	#45	RB Derrick Henry	
	Draft Choice:	Round 3, 2016	#76	(T Shon Coleman)	Pick traded from Tennessee to Cleveland
	Draft Choice:	Round 1, 2017	#5	WR Corey Davis	
	Draft Choice:	Round 3, 2017	#100	TE Jonnu Smith	Compensatory pick
L.A. Rams Receive:	Draft Choice:	Round 1, 2016	#1	QB Jared Goff	
	Draft Choice:	Round 4, 2016	#113	(LB Nick Kwiatkoski)	Pick originally from Philadelphia; traded from Los Angeles to Chicago
	Draft Choice:	Round 6, 2016	#177	TE Temarrick Hemingway	
3. April 28, 2016 (Draft Day Trade)					
Tennessee Receives:	Draft Choice:	Round 1, 2016	#8	T Jack Conklin	Pick originally from Miami through Philadelphia
	Draft Choice:	Round 6, 2016	#176	(RB Andy Janovich)	Pick traded from Tennessee to Denver
Cleveland Receives:	Draft Choice:	Round 1, 2016	#15	WR Corey Coleman	Pick originally from Los Angeles
	Draft Choice:	Round 3, 2016	#76	T Shon Coleman	Pick originally from Los Angeles
	Draft Choice:	Round 2, 2017	#52	QB DeShone Kizer	
4. April 30, 2016 (Draft Day Trade)					
Tennessee Receives:	Draft Choice:	Round 5, 2016	#157	CB LeShaun Sims	Pick originally from N.Y. Jets
	Draft Choice:	Round 7, 2016	#253	CB Kalan Reed	

Denver Receives:	Draft Choice:	Round 6, 2016	#176	RB Andy Janovich	Pick originally from Cleveland
	Draft Choice:	Round 6, 2017	#203	RB De'Angelo Henderson	

5. Aug. 16, 2016

Tennessee Receives:	Player:	G/T Dennis Kelly
Philadelphia Receives:	Player:	WR Dorial Green-Beckham

2015 TRADES

Trade Date/Teams	Compensation		Overall	Player Selected	Note
1. May 1, 2015 (Draft Day Trade)					
Tennessee Receives:	Draft Choice:	Round 2, 2015	#40	WR Dorial Green-Beckham	
	Draft Choice:	Round 4, 2015	#108	FB Jalston Fowler	
	Draft Choice:	Round 7, 2015	#245	WR Tre McBride	Pick originally from Denver
New York Giants Receive:	Draft Choice:	Round 2, 2015	#33	S Landon Collins	
2. Sept. 4, 2015					
Tennessee Receives:	Draft Choice:	Round 6, 2016	#193	G Sebastian Tretola	
	Draft Choice:	Round 6, 2017	#214	(DT Elijah Qualls)	Pick traded to Philadelphia
Atlanta Receives:	Player:	G Andy Levitre			
3. Sept. 6, 2015					
Tennessee Receives:	Player:	RB Terrance West			
Cleveland Receives:	Draft Choice:	Conditional 2016 Pick		(none)	Conditions not met for Cleveland to receive pick

2014 TRADES

Trade Date/Teams	Compensation		Overall	Player Selected	Note
1. May 9, 2014 (Draft Day Trade)					
Tennessee Receives:	Draft Choice:	Round 2, 2014	#54	RB Bishop Sankey	
	Draft Choice:	Round 4, 2014	#122	DB Marqueston Huff	
Philadelphia Receives:	Draft Choice:	Round 2, 2014	#42	WR Jordan Matthews	
2. May 10, 2014 (Draft Day Trade)					
Tennessee Receives:	Draft Choice:	Round 6, 2014	#178	QB Zach Mettenberger	
Washington Receives:	Draft Choice:	Round 6, 2014	#186	RB Lache Seastrunk	
	Draft Choice:	Round 7, 2014	#228	K Zach Hocker	
3. Aug. 30, 2014					
Tennessee Receives:	Draft Choice:	Conditional 2015 Pick		(none)	Conditions not met for Tennessee to receive pick
Dallas Receives:	Player:	DE Lavar Edwards			
4. Oct. 22, 2014					
Tennessee Receives:	Draft Choice:	Round 6, 2015	#208	C Andy Gallik	
New England Receives:	Player:	LB Akeem Ayers			
	Draft Choice:	Round 7, 2015	#219	(ILB Hayes Pullard)	Pick traded to Cleveland

2013 TRADES

Trade Date/Teams	Compensation		Overall	Player Selected	Note
1. April 26, 2013 (Draft Day Trade)					
Tennessee Receives:	Draft Choice:	Round 2, 2013	#34	WR Justin Hunter	
San Francisco Receives:	Draft Choice:	Round 2, 2013	#40	DE Cornellius Carradine	
	Draft Choice:	Round 7, 2013	#216	(WR Charles Johnson)	Pick by Green Bay after trade from San Francisco
	Draft Choice:	Round 3, 2014	#77	LB Chris Borland	

2012 TRADES

Trade Date/Teams	Compensation		Overall	Player Selected	Note
1. April 28, 2012 (Draft Day Trade)					
Tennessee Receives	Draft Choice:	Round 5, 2012	#145	TE Taylor Thompson	
Miami Receives:	Draft Choice:	Round 5, 2012	#155	LB Josh Kaddu	
	Draft Choice:	Round 7, 2012	#227	WR Rishard Matthews	
2. April 28, 2012 (Draft Day Trade)					
Tennessee Receives:	Draft Choice:	Round 7, 2012	#211	DE Scott Solomon	
Minnesota Receives:	Draft Choice:	Round 6, 2013	#176	(T David Quessenberry)	Pick by Houston after trade from MIN to AZ to OAK to HOU

TITANS TRADE HISTORY SINCE 1997

2011 TRADES

Trade Date/Teams	Compensation		Overall	Player Selected	Note
1. Sept. 3, 2011					
Tennessee Receives:	Player:	FB Quinn Johnson			
Green Bay Receives:	Draft Choice:	Conditional 2012 Pick		(none)	Conditions not met for Green Bay to receive pick

2010 TRADES

Trade Date/Teams	Compensation		Overall	Player Selected	Note
1. April 24, 2010 (Draft Day Trade)					
Tennessee Receives:	Draft Choice:	Round 4, 2010	#104	CB Alterraun Verner	
	Draft Choice:	Round 6, 2010	#176	QB Rusty Smith	
Seattle Receives:	Draft Choice:	Round 4, 2010	#111	DB Walter Thurmond	
	Draft Choice:	Round 6, 2010	#185	TE Anthony McCoy	
	Player:	RB LenDale White			
	Player:	DT Kevin Vickerson			

2009 TRADES

Trade Date/Teams	Compensation		Overall	Player Selected	Note
1. April 26, 2009 (Draft Day)					
Tennessee Receives:	Draft Choice:	Round 3, 2009	#89	TE Jared Cook	
New England Receives:	Draft Choice:	Round 2, 2010	#47	(LB Daryl Washington)	Pick later traded to Arizona

2008 TRADES

Trade Date/Teams	Compensation		Overall	Player Selected	Note
1. April 26, 2008 (Draft Day)					
Tennessee Receives:	Draft Choice:	Round 4, 2008	#126	WR Lavelle Hawkins	
Dallas Receives:	Player:	CB Pacman Jones			
	Draft Choice:	Round 5, 2009	#166	DB Michael Hamlin	
2. April 27, 2008 (Draft Day)					
Tennessee Receives:	Draft Choice:	Round 4, 2008	#103	DE William Hayes	Pick originally from Atlanta
Washington Receives:	Draft Choices:	Round 4, 2008	#124	CB Justin Tryon	
	Draft Choice:	Round 5, 2008	#157	(G Roy Schuening)	Pick later traded to St. Louis

2007 TRADES

Trade Date/Teams	Compensation		Overall	Player Selected	Note
1. Sept. 11, 2007					
Tennessee Receives:	Player:	DE Bryce Fisher			
Seattle Receives:	Draft Choice:	Round 6, 2008	#189	LS Tyler Schmitt	

2006 TRADES

Trade Date/Teams	Compensation		Overall	Player Selected	Note
1. April 29, 2006 (Draft Day)					
Tennessee Receives:	Draft Choice:	Round 2, 2006	#45	RB LenDale White	
	Draft Choice:	Round 4, 2006	#116	LB Stephen Tulloch	
Philadelphia Receives:	Draft Choice:	Round 2, 2006	#39	T Winston Justice	
2. April 30, 2006 (Draft Day)					
Tennessee Receives:	Draft Choice:	Round 6, 2007	#206	CB Ryan Smith	
Indianapolis Receives:	Draft Choice:	Round 7, 2006	#238	CB T.J. Rushing	Pick originally obtained from Ind. for Rocky Calmus
3. June 9, 2006					
Tennessee Receives:	Draft Choice:	Round 4, 2007	#128	WR Chris Davis	
Baltimore Receives:	Player:	QB Steve McNair			
4. Sept. 20, 2006					
Tennessee Receives:	Draft Choice:	Round 6, 2007	#204	DE Jacob Ford	
San Diego Receives:	Player:	QB Billy Volek			

TITANS TRADE HISTORY SINCE 1997

2005 TRADES

Trade Date/Teams	Compensation		Overall	Player Selected	Note
1. April 6, 2005					
Tennessee Receives:	Draft Choice:	Round 5, 2005	#150	T Daniel Loper	
Kansas City Receives:	Player:	DE Carlos Hall			
2. April 23, 2005 (Draft Day)					
Tennessee Receives:	Draft Choice:	Round 2, 2005	#41	T Michael Roos	
	Draft Choice:	Round 4, 2005	#113	T David Stewart	
Detroit Receives:	Draft Choice:	Round 2, 2005	#37	DE Shaun Cody	
3. July 19, 2005					
Tennessee Receives:	Player:	RB Travis Henry			
Buffalo Receives:	Draft Choice:	Round 3, 2006	#70	CB Ashton Youboty	
4. Sept. 3, 2005					
Tennessee Receives:	Draft Choice:	Round 7, 2006	#238	(CB T.J. Rushing)	Pick traded back to Indianapolis on April 30, 2006
Indianapolis Receives:	Player:	LB Rocky Calmus			

2004 TRADES

Trade Date/Teams	Compensation		Overall	Player Selected	Note
1. March 8, 2004					
Tennessee Receives:	Draft Choice:	Round 2, 2004	#42	DE Travis LaBoy	
New York Jets Receive:	Player:	WR Justin McCareins			
2. April 24, 2004 (Draft Day)					
Tennessee Receives:	Draft Choice:	Round 2, 2004	#40	TE Ben Troupe	
	Draft Choice:	Round 3, 2004	#71	DT Randy Starks	
	Draft Choice:	Round 4, 2004	#103	DE Bo Schobel	
	Draft Choice:	Round 5, 2004	#138	G Jacob Bell	
Houston Receives:	Draft Choice:	Round 1, 2004	#27	DE Jason Babin	
	Draft Choice:	Round 5, 2004	#159	(T Sean Bubin)	Pick later traded to Jacksonville

2003 TRADES

Trade Date/Teams	Compensation		Overall	Player Selected	Note
1. April 27, 2003 (Draft Day)					
Tennessee Receives:	Draft Choice:	Round 5, 2003	#154	S Donnie Nickey	Pick originally from Houston
	Draft Choice:	Round 7, 2003	#225	T Todd Williams	Pick originally from St. Louis
New England Receives:	Draft Choice:	Round 5, 2003	#164	C Dan Koppen	
	Draft Choice:	Round 6, 2003	#201	QB Kliff Kingsbury	
	Draft Choice:	Round 7, 2003	#243	DT Ethan Kelley	

2002 TRADES

Trade Date/Teams	Compensation		Overall	Player Selected	Note
1. April 20, 2002 (Draft Day)					
Tennessee Receives:	Draft Choice:	Round 1, 2002	#15	DT Albert Haynesworth	
	Draft Choice:	Round 4, 2002	#115	CB Tony Beckham	
N.Y. Giants Receive:	Draft Choice:	Round 1, 2002	#14	TE Jeremy Shockey	

2001 TRADES

Trade Date/Teams	Compensation		Overall	Player Selected	Note
1. April 4, 2001					
Tennessee Receives:	Player:	DE Kevin Carter			
St. Louis Receives:	Draft Choice:	Round 1, 2001	#29	DT Ryan Pickett	
2. Sept. 2, 2001					
Tennessee Receives:	Draft Choice:	Round 7, 2002	#240	DE Carlos Hall	
Green Bay Receives:	Player:	DT Rod Walker			

3. Sept. 2, 2001

Tennessee Receives:	Draft Choice	Conditional Future Pick	(none)	Conditions not met for Tennessee to receive pick
Carolina Receives:	Player:	S Perry Phenix		

2000 TRADES

Trade Date/Teams	Compensation		Overall	Player Selected	Note
1. April 15, 2000 (Draft Day)					
Tennessee Receives:	Draft Choice:	Round 3, 2000	#68	TE Erron Kinney	
	Draft Choice:	Round 5, 2000	#135	S Aric Morris	
Philadelphia Receives:	Draft Choice:	Round 2, 2000	#61	G Bobby Williams	
2. Aug. 27, 2000					
Tennessee Receives:	Player:	C Gennaro DiNapoli			
Oakland Receives:	Draft Choice:	Round 7, 2001	#229	WR Ken-Yon Rambo	

1999 TRADES

Trade Date/Teams	Compensation		Overall	Player Selected	Note
1. April 17, 1999 (Draft Day)					
Tennessee Receives:	Draft Choice:	Round 2, 1999	#52	DT John Thornton	
	Draft Choice:	Round 4, 1999	#117	CB Donald Mitchell	
New England Receives:	Draft Choice:	Round 2, 1999	#46	RB Kevin Faulk	

1998 TRADES

Trade Date/Teams	Compensation		Overall	Player Selected	Note
1. Sept. 1, 1998					
Tennessee Receives:	Draft Choice:	Round 7, 2000	#213	RB Mike Green	
Chicago Receives:	Player:	LB Lemanski Hall			

1997 TRADES

Trade Date/Teams	Compensation		Overall	Player Selected	Note
1. Feb. 24, 1997					
Tennessee Receives:	Draft Choice:	Round 4, 1997	#98	WR Derrick Mason	
	Draft Choice:	Round 6, 1997	#165	(TE Nicky Savoie)	Pick traded to New Orleans
Atlanta Receives:	Player:	QB Chris Chandler			
2. April 19, 1997 (Draft Day)					
Tennessee Receives:	Draft Choice:	Round 1, 1997	#18	DE Kenny Holmes	
	Draft Choice:	Round 3, 1997	#81	T Scott Sanderson	
	Draft Choice:	Round 4, 1997	#116	(WR Keith Poole)	Pick traded to New Orleans
	Draft Choice:	Round 6, 1997	#181	LB Dennis Stallings	
Kansas City Receives:	Draft Choice:	Round 1, 1997	#13	TE Tony Gonzalez	
	Draft Choice:	Round 4, 1997	#110	QB Pat Barnes	
3. April 20, 1997 (Draft Day)					
Tennessee Receives:	Draft Choice:	Round 4, 1997	#107	DE Pratt Lyons	
New Orleans Receives:	Draft Choice:	Round 4, 1997	#116	WR Keith Poole	Pick originally from Kansas City
	Draft Choice:	Round 6, 1997	#165	TE Nicky Savoie	Pick originally from Atlanta

VETERAN FREE AGENCY HISTORY

2025

Free Agents Signed (20)
QB Brandon Allen (San Francisco)
LB Cody Barton (Denver)
QB Tim Boyle (N.Y. Giants)
OLB Lorenzo Carter (Atlanta)
RB Tyrion Davis-Price (Philadelphia)
OL Blake Hance (Jacksonville)
P Johnny Hekker (Carolina)
OL Brenden Jaimes (L.A. Chargers)
WR Van Jefferson (Pittsburgh)
OLB Dre'Mont Jones (Seattle)
WR Tyler Lockett (Seattle)
T Dan Moore Jr. (Pittsburgh)
OL Sam Mustipher (L.A. Chargers)
CB Amani Oruwariye (Dallas)
WR James Proche II (Cleveland)
K Joey Slye (New England)
OL Olisaemeka Udoh (New Orleans)
DL Carlos Watkins (Dallas)
S Xavier Woods (Carolina)
G Kevin Zeitler (Detroit)

Free Agents Lost (7)
LB Jerome Baker (Cleveland)
LB Jack Gibbens (New England)
LB Luke Gifford (San Francisco)
OL Dillon Radunz (New Orleans)
QB Mason Rudolph (Pittsburgh)
P Ryan Stonehouse (Miami)
WR Nick Westbrook-Ikhine (Miami)

2024

Free Agents Signed (12)
S Jamal Adams (Seattle)
CB Chidobe Awuzie (Cincinnati)
WR Tyler Boyd (Cincinnati)
OL Saahdiq Charles (Washington)
T Geron Christian Sr. (Cleveland)
C Lloyd Cushenberry III (Denver)
DL Sebastian Joseph-Day (San Francisco)
LB Kenneth Murray Jr. (L.A. Chargers)
RB Tony Pollard (Dallas)
WR Calvin Ridley (Jacksonville)
QB Mason Rudolph (Pittsburgh)
TE Nick Vannett (L.A. Chargers)

Free Agents Lost (12)
LB Azeez Al-Shaair (Houston)
DL Denico Autry (Houston)
C Aaron Brewer (Miami)
S Terrell Edmunds (Jacksonville)
CB Kristian Fulton (L.A. Chargers)
OLB Trevis Gipson (Jacksonville)
RB Derrick Henry (Baltimore)
T Chris Hubbard (San Francisco)
WR Chris Moore (Arizona)
CB Sean Murphy-Bunting (Arizona)
OL Calvin Throckmorton (Denver)
S K'Von Wallace (Seattle)

2023

Free Agents Signed (11)
ILB Azeez Al-Shaair (San Francisco)
OL Daniel Brunskill (San Francisco)
OL Andre Dillard (Philadelphia)
LB Luke Gifford (Dallas)
WR DeAndre Hopkins (Arizona)
DT Jaleel Johnson (Atlanta)
OLB Arden Key (Jacksonville)
WR Chris Moore (Houston)
CB Sean Murphy-Bunting (Tampa Bay)
LB Ben Niemann (Arizona)
TE Trevon Wesco (Chicago)

Free Agents Lost (13)
OLB Tarell Basham (Cincinnati)
T Le'Raven Clark (Pittsburgh)
ILB Dylan Cole (Chicago)
WR Chris Conley (San Francisco)
T Dennis Daley (Arizona)
G Nate Davis (Chicago)
QB Joshua Dobbs (Cleveland)
DE Mario Edwards Jr. (Seattle)
TE Austin Hooper (Las Vegas)
DB Lonnie Johnson Jr. (New Orleans)
ILB David Long Jr. (Miami)
DT Kevin Strong (Arizona)
DE DeMarcus Walker (Chicago)

2022

Players Signed (7)
RB Trenton Cannon (San Francisco)
TE Austin Hooper (Cleveland)
OL Jamarco Jones (Seattle)
LB Justin Lawler (L.A. Rams)
WR Josh Malone (Green Bay)
DB A.J. Moore (Houston)
DL DeMarcus Walker (Houston)

Players Lost (11)
WR Cameron Batson (Atlanta)
FB Khari Blasingame (Chicago)
ILB Jayon Brown (Las Vegas)
S Dane Cruikshank (Chicago)
ILB Rashaan Evans (Atlanta)
TE Anthony Firkser (Atlanta)
RB D'Onta Foreman (Carolina)
WR Marcus Johnson (San Francisco)
RB Jeremy McNichols (Atlanta)
DT Kyle Peko (Las Vegas)
OL David Quessenberry (Buffalo)

2021

Players Signed (22)
OLB Ola Adeniyi (Pittsburgh)
DL Denico Autry (Indianapolis)
LB B.J. Bello (L.A. Chargers)
WR Fred Brown (Denver)
DT Trevon Coley (N.Y. Jets)
LS Morgan Cox (Baltimore)
T Christian DiLauro (Pittsburgh)
OLB Bud Dupree (Pittsburgh)
S Matthias Farley (N.Y. Jets)
DT Woodrow Hamilton IV (Carolina)
DT Bruce Hector (Carolina)
RB Brian Hill (Atlanta)
CB Jackrabbit Jenkins (New Orleans)
CB Kevin Johnson (Cleveland)
DT Abry Jones (Jacksonville)
CB Chris Jones (Minnesota)
T Kendall Lamm (Cleveland)
WR Kalija Lipscomb (Green Bay)
CB Greg Mabin (Jacksonville)
LB Justin March (Dallas)
CB Kevin Peterson (Arizona)
WR Josh Reynolds (L.A. Rams)

Players Lost (12)
OLB Jadeveon Clowney (Cleveland)
WR Corey Davis (N.Y. Jets)
DE Matt Dickerson (Las Vegas)
G/C Jamil Douglas (Buffalo)
DT DaQuan Jones (Carolina)
DB Joshua Kalu (N.Y. Giants)
CB Desmond King (Houston)
CB Chris Milton (N.Y. Giants)
TE MyCole Pruitt (San Francisco)
WR Kalif Raymond (Detroit)
TE Jonnu Smith (New England)
CB Tye Smith (Minnesota)

2020

Players Signed (7)
OLB Vic Beasley, Jr. (Atlanta)
DB Ibraheim Campbell (Green Bay)
DL Jack Crawford (Atlanta)
LB Nick Dzubnar (L.A. Chargers)
CB Johnathan Joseph (Houston)
RB Senorise Perry (Buffalo)
T Ty Sambrailo (Atlanta)

Players Lost (6)
T Jack Conklin (Cleveland)
WR Darius Jennings (L.A. Chargers)
DL Austin Johnson (N.Y. Giants)
QB Marcus Mariota (Las Vegas)
WR Tajaé Sharpe (Minnesota)
CB LeShaun Sims (Cincinnati)

2019

Players Signed (7)
DL Frank Herron (New England)
TE Ryan Hewitt (Indianapolis)
WR Cody Hollister (New England)
WR Adam Humphries (Tampa Bay)
G Rodger Saffold (L.A. Rams)
DL Brent Urban (Baltimore)
OLB Cameron Wake (Miami)

Players Lost (2)
TE Luke Stocker (Atlanta)
G Quinton Spain (Buffalo)

2018

Players Signed (10)
CB Malcolm Butler (New England)
WR Michael Campanaro (Baltimore)
LB Will Compton (Washington)
QB Blaine Gabbert (Arizona)
RB Dion Lewis (New England)
S Kendrick Lewis (Baltimore)
DL Bennie Logan (Kansas City)
G Kevin Pamphile (Tampa Bay)
OL Xavier Su'a-Filo (Houston)
WR Nick Williams (Atlanta)

Players Lost (3)
DB Curtis Riley (N.Y. Giants)
QB Brandon Weeden (Houston)
LB Avery Williamson (N.Y. Jets)

2017

Players Signed (8)
LB Daren Bates (Oakland)
S Johnathan Cyprien (Jacksonville)
CB Demontre Hurst (Chicago)
OL Tim Lelito (New Orleans)
CB Logan Ryan (New England)
S Brynden Trawick (Oakland)
KR/WR Eric Weems (Atlanta)
NT Sylvester Williams (Denver)

Players Lost (9)
LB David Bass (Seattle)

T/G Byron Bell (Dallas)
CB Valentino Blake (N.Y. Giants)
TE Anthony Fasano (Miami)
C/G Brian Schwenke (Indianapolis)
LB Sean Spence (Indianapolis)
S Daimion Stafford (Pittsburgh)
G Chance Warmack (Philadelphia)
WR Kendall Wright (Chicago)

2016

Players Signed (7)
CB Brice McCain (Miami)
C Ben Jones (Houston)
QB Matt Cassel (Dallas)
WR Rishard Matthews (Miami)
LB Sean Spence (Pittsburgh)
CB Antwon Blake (Pittsburgh)
S Rashad Johnson (Arizona)

Players Lost (5)
LB Zach Brown (Buffalo)
FB Steven Johnson (Pittsburgh)
OL Joe Looney (Dallas)
DT Mike Martin (Philadelphia)
CB Coty Sensabaugh (Los Angeles)

2015

Players Signed (7)
T Byron Bell (Carolina)
CB Perrish Cox (San Francisco)
WR Harry Douglas (Atlanta)
TE Anthony Fasano (Kansas City)
WR Hakeem Nicks (Indianapolis)
OLB Brian Orakpo (Washington)
S Da'Norris Searcy (Buffalo)

Players Lost (3)
CB Brandon Ghee (Cincinnati)
FB Collin Mooney (Atlanta)
WR Nate Washington (Houston)

2014

Players Signed (8)
RB Dexter McCluster (Kansas City)
DL Al Woods (Pittsburgh)
QB Charlie Whitehurst (San Diego)
LB Wesley Woodyard (Denver)
T Michael Oher (Baltimore)
LB Shaun Phillips (Denver)
G/C Eric Olsen (Pittsburgh)
WR Brian Robiskie (Atlanta)

Players Lost (4)
CB Alterraun Verner (Tampa Bay)
WR Damian Williams (Miami)
WR Kenny Britt (St. Louis)
QB Rusty Smith (N.Y. Giants)

2013

Players Signed (14)
S George Wilson (Buffalo)
LB Moise Fokou (Indianapolis)
RB Shonn Greene (N.Y. Jets)
DT Sammie Hill (Detroit)
G Andy Levitre (Buffalo)
TE Delanie Walker (San Francisco)
G/C Rob Turner (St. Louis)
QB Ryan Fitzpatrick (Buffalo)
S Bernard Pollard (Baltimore)
DE Ropati Pitoitua (Kansas City)
WR Kevin Walter (Houston)
C/G Chris Spencer (Chicago)
RB Jalen Parmele (Jacksonville)
DT Antonio Johnson (Indianapolis)

Players Lost (5)
TE Jared Cook (St. Louis)
LB Zac Diles (Kansas City)
G Leroy Harris (Detroit)
DT Sen'Derrick Marks (Jacksonville)
DE Jarius Wynn (San Diego)

2012

Players Signed (7)
G Steve Hutchinson (Minnesota)
DE Kamerion Wimbley (Oakland)
DE Leger Douzable (Jacksonville)
LB Zac Diles (Indianapolis)
G Kyle DeVan (Philadelphia)
C Jon Cooper (Minnesota)
S Aaron Francisco (Detroit)

Players Lost (6)
WR Donnie Avery (Indianapolis)
CB Cortland Finnegan (St. Louis)
S Chris Hope (Atlanta)
DE William Hayes (St. Louis)
DE Jason Jones (Seattle)
LB Barrett Ruud (Seattle)

2011

Players Signed (11)
QB Matt Hasselbeck (Seattle)
DT Shaun Smith (Kansas City)
TE Daniel Graham (Denver)
LB Barrett Ruud (Tampa Bay)
CB Frank Walker (Minnesota)
S Jordan Babineaux (Seattle)
T Pat McQuistan (Miami)
S Anthony Smith (Green Bay)
T Adam Terry (Jacksonville)
RB Kestahn Moore (Washington)
WR Kevin Curtis (Kansas City)

Players Lost (4)
DE Jason Babin (Philadelphia)
QB Kerry Collins (Indianapolis)
LB Stephen Tulloch (Detroit)
TE Bo Scaife (Cincinnati)

2010

Players Signed (6)
LB Will Witherspoon (Philadelphia)
P/K Ricky Schmitt (San Francisco)
DE Jason Babin (Philadelphia)
CB Tye Hill (Atlanta)
QB Chris Simms (Denver)
TE Sean Ryan (Washington)

Players Lost (2)
DE Kyle Vanden Bosch (Detroit)
TE Alge Crumpler (New England)

2009

Players Signed (5)
CB DeMarcus Faggins (Houston)
DT Jovan Haye (Tampa Bay)
WR Mark Jones (Carolina)
QB Patrick Ramsey (Denver)
WR Nate Washington (Pittsburgh)

Players Lost (6)
CB Chris Carr (Baltimore)
DT Albert Haynesworth (Washington)
WR Brandon Jones (San Francisco)
CB Eric King (Detroit)
T Daniel Loper (Detroit)
QB Chris Simms (Denver)

2008

Players Signed (7)
TE Dwayne Blakley (Atlanta)
CB Chris Carr (RFA-Oakland)
TE Alge Crumpler (Atlanta)
DE Jevon Kearse (Philadelphia)
WR Justin McCareins (N.Y. Jets)
OT Jake Scott (Indianapolis)
LB Josh Stamer (Buffalo)

Players Lost (8)
G Jacob Bell (St. Louis)
RB Chris Brown (Houston)
LB Gilbert Gardner (Detroit)
TE Ben Hartsock (Atlanta)
DE Travis LaBoy (Arizona)
DE Antwan Odom (Cincinnati)
DT Randy Starks (Miami)
TE Ben Troupe (Tampa Bay)

2007

Players Signed (6)
LB Ryan Fowler (RFA-Dallas)
WR Justin Gage (Chicago)
CB Nick Harper (Indianapolis)
CB Kelly Herndon (Seattle)
QB Tim Rattay (Tampa Bay)
S Bryan Scott (New Orleans)

Players Lost (3)
WR Drew Bennett (St. Louis)
DT Robaire Smith (Cleveland)
WR Bobby Wade (Minnesota)

2006

Players Signed (4)
WR David Givens (New England)
S Chris Hope (Pittsburgh)
C Kevin Mawae (N.Y. Jets)
LB David Thornton (Indianapolis)

Players Lost (4)
LB Rocky Boiman (Dallas)
C Justin Hartwig (Carolina)
LB Brad Kassell (N.Y. Jets)
S Tank Williams (Minnesota)

2005

Players Signed (1)
DE Kyle Vanden Bosch (Arizona)

Players Lost (4)
RB Antowain Smith (New Orleans)
WR Eddie Berlin (Chicago)
CB Andre Dyson (Seattle)
TE Shad Meier (New Orleans)

2004

Players Signed (0)

Players Lost (2)
DE Jevon Kearse (Philadelphia)
DT Robaire Smith (Houston)

2003

Players Signed (0)

VETERAN FREE AGENCY HISTORY

Players Lost (5)
WR Kevin Dyson (Carolina)
DT John Thornton (Cincinnati)
CB Dainon Sidney (Buffalo)
CB Donald Mitchell (Dallas)
S Rich Coady (Indianapolis)

2002
Players Signed (4)
S Lance Schulters (San Francisco)
FB Greg Comella (N.Y. Giants)
C Jeff Smith (Jacksonville)
RB Robert Holcombe (St. Louis)

Players Lost (4)
DT Jason Fisk (San Diego)
DT Josh Evans (N.Y. Jets)
LB Greg Favors (Indianapolis)
C Kevin Long (Jacksonville)

2001
Players Signed (2)
K Joe Nedney (Carolina)
CB DeRon Jenkins (San Diego)

Players Lost (2)
DE Kenny Holmes (N.Y. Giants)
CB Denard Walker (Denver)

2000
Players Signed (2)
LB Randall Godfrey (Dallas)
T Fred Miller (St. Louis)

Players Lost (5)
LB Joe Bowden (Dallas)
LB Doug Colman (Oakland)
S Anthony Dorsett (Oakland)
TE Jackie Harris (Dallas)
T Jon Runyan (Philadelphia)

1999
Players Signed (5)
DT Jason Fisk (Minnesota)
DT Mike Jones (New England)
FB Lorenzo Neal (Tampa Bay)
QB Neil O'Donnell (Cincinnati)
DE Mike Frederick (Jets)

Players Lost (3)
DE Anthony Cook (Washington)
C Mark Stepnoksi (Dallas)
DT Gary Walker (Jacksonville)

1998
Players Signed (3)
TE Jackie Harris (Tampa Bay)
P Craig Hentrich (Green Bay)
WR Yancey Thigpen (Pittsburgh)

Players Lost (1)
G Kevin Donnalley (Miami)

1997
Players Signed (2)
QB Dave Krieg (Chicago)
LB Lonnie Marts (Tampa Bay)

Players Lost (2)
LB Michael Barrow (Carolina)
CB Cris Dishman (Washington)

1996
Players Signed (4)
WR Willie Davis (Kansas City)
RB Ronnie Harmon (San Diego)
S Rafael Robinson (Seattle)
P Reggie Roby (Tampa Bay)

Players Lost (1)
LB Eddie Robinson (Jacksonville)

1995
Players Signed (5)
QB Chris Chandler (Rams)
KR Mel Gray (Detroit)
C Mark Stepnoski (Dallas)
T Irv Eatman (Atlanta)
WR Derek Russell (Denver)

Players Lost (5)
LB Lamar Lathon (Carolina)
S Bo Orlando (San Diego)
DE Tim Roberts (New England)
G Bill Schultz (Denver)
RB Lorenzo White (Cleveland)

1994
Players Signed (5)
TE Pat Carter (Rams)
P Rich Camarillo (Arizona)
QB Sean Salisbury (Minnesota)
DE Kenny Davidson (Pittsburgh)
RB Todd McNair (Kansas City)

Players Lost (3)
DE William Fuller (Philadelphia)
DE Sean Jones (Green Bay)
P Greg Montgomery (Detroit)

1993
Players Signed (2)
WR Willie Drewrey (Tampa Bay)
LB Robert Lyles (Atlanta)

Players Lost (3)
LB Rick Graf (Washington)
CB Jerry Gray (Tampa Bay)
T Don Maggs (Denver)

1992
Plan B
Players Signed (3)
CB Jerry Gray (Los Angeles)
WR Jeff Query (Green Bay)
RB Spencer Tillman (San Francisco)

Players Lost (4)
LB Eric Fairs (Buffalo)
WR Drew Hill (Atlanta)
WR Alex Johnson (New England)
WR Tony Jones (Atlanta)

1991
Plan B
Players Signed (7)
DE Robert Banks (Cleveland)
S Eric Bergeson (Atlanta)
LB Rick Graf (Miami)
S John Hagy (Buffalo)
WR Richard Johnson (Detroit)
WR Cedric Jones (New England)
RB Kerry Porter (Denver)

Players Lost (4)
CB Steve Brown (San Francisco)
RB Victor Jones (New England)
S Brett Tucker (Buffalo)
K Tony Zendejas (Los Angeles)

1990
Plan B
Players Signed (8)
S David Arnold (Pittsburgh)
WR Bernard Ford (Dallas)
WR Carl Harry (Washington)
DE Ezra Johnson (Indianapolis)
S Terry Kinard (Giants)
S Leander Knight (Jets)
WR Geral McNeil (Cleveland)
G Tommy Robinson (Atlanta)

Players Lost (7)
S Jeff Donaldson (Chiefs)
S Tracey Eaton (Arizona)
FB Tracy Johnson (Atlanta)
TE Bob Mrosko (Giants)
DE Anthony Spears (Dallas)
TE Chris Verhulst (Denver)
C/G George Yarno (Green Bay)

1989
Plan B
Players Signed (7)
FB Carl Byrum (Buffalo)
DE Mark Garalczyk (Jets)
WR Kenny Jackson (Philadelphia)
TE Calvin Magee (Tampa Bay)
LB Matt Monger (Jets)
DE/TE Colin Scotts (Arizona)
C/G George Yarno (Atlanta)

Players Lost (13)
DE Robert Banks (Cleveland)
S Keith Bostic (Indianapolis)
LB Toby Caston (Detroit)
LB Kurt Crain (Green Bay)
T John Davis (Buffalo)
WR Willie Drewrey (Tampa Bay)
LB Mark Dusbabek (Minnesota)
QB Brent Pease (Miami)
RB Spencer Tillman (San Francisco)
T David Viaene (New England)
FB Ray Wallace (Pittsburgh)
T Doug Williams (Seattle)
TE Jamie Williams (San Francisco)

ALL-TIME COACHES ROSTER

Anderson, Colt 2024
Andrus, Bart 1997-99, 2008
April, Bobby 2016
Armstrong, Neill 1962-63
Aukerman, Craig 2017-23
Autenrieth, Dylan 2025
Baggett, Charlie 1993-94
Baugh, Sammy 1964-65
Beatty, Bruce 1973
Beightol, Larry 1995
Bell, Brian 2018-25
Bettis, Tom ..... 1986-87, '93-94
Biles, Ed ..... 1974-80, '81-83
Blackburn, Chase 2022
Blaney, Brandon 2016-17
Bloom, Ben 2024-25
Boghosian, Sam 1974-75
Booker, Scott 2018-23
Bostad, Bob 2014-15
Bourgeois, Andy 1973-83
Bowen, Shane 2018-23
Bratkowski, Bob 2016
Breaux, Don 1972
Browder, Trevor 2024-25
Brown, Greg 1997-98
Brown, Steve 2012-15
Bugel, Joe 1977-80
Burke, Matt 2006-08
Bush, Frank 1992-94, 2011-12, 2024-25
Butler, Kylan 2022-25
Byner, Earnest 2008-09
Callahan, Bill 2024-25
$ Callahan, Brian 2024-25
Callahan, Ray 1981-82
Campbell, Hugh 1984-85
Carpenter, Lew 1973-74
Carter, Keith 2018-22
Carter, Perry 2024
Cecil, Chuck 2001-10
Childress, Joe 1966-70
Cioffi, Louie 2014-15
* Chow, Norm 2005-07
Cohen, Scott 2024
Conkright, W.F. "Red" 1963-64
Coombs, Kerry 2018-19
* Coury, Dick 1994-96
Croom, Sylvester 2013-17
Crow, Ryan 2018-23
Cunningham, Gunther 2001-03
* Dalton, O. Kay 1983-84
Devlin, John 1984-85
Devore, Hugh 1966-70
Dews, Tony 2018-23
Dickson, George 1971
Donatell, Steve 2024-25
* Downing, Todd 2019-22
Dry, F.A 1966-70
Durden, Earnel 1973
Eason, Nick 2014-17
Eddy, Jim 1990-92
Edwards, Matt 2018-21
Ettinger, John 1964
* Faragalli, Joe 1985
Fassel, John 2025
#$ Fisher, Jeff 1994-10
Frazier, Erik 2021-22
Fuchs, Scott 2024-25
Fuller, Curtis 2011
Gaines, Gene 1984-85
Galat, Joe 1981
Galbraith, Marty 2005-10
Gambold, Bob 1978-82
Gannon, Jonathan 2012-13
Gee, Mondray 2019-21
Gilbert, O'Neill 1997-99
* Gilbride, Kevin 1989-94
Gillman, Sid 1973-74
Glanville, Jerry 1984-89
Graves, Fred 2007-10
Gray, Jerry 1997-00, 2011-13
Grimm, Russ 2016-17
Hamilton, Justin 2023
Hardegree, Bo 2024-25
Harris, Chris 2023-24
Haslett, Jim 2020-21
Hauck, Tim 2009-10
* Heimerdinger, Mike ..... 2000-04, '08-10
Helton, Kim 1987-89
Henley, Chandler 2018-20
Henning, Dan 1972
Henshaw, George 1997-05, 2013
* Hill, King 1971-80
Hoffman, Steve 2013-17
* Holz, Nick 2024-25
Houghtaling, Jason 2021-23
Houston, Ken 1982-85
Horton, Ray 2014-15
Huff, Gary 1986
Hughes, Ed 1971
Ivy, Frank "Pop" 1962-63
Jackson, Frisman 2017
Jackson, Milt 1986-88
Jackson, Steve 2016-17, 2024-25
James, Ned 2002-05
* Jamieson, Dick 1986-87
Jefferson, Shawn 2013-15
Johnson, Craig 2000-10
Jones, June 1987-88
Jones, Matt 2023-25
Jones, Tom 2024
Jones, Ronnie 1993
Jordan, Randy 2024-25
Kaczor, Nate 2012-15
Kanavy, Tom 2017-18
Kelly, Tim 2022-23
King, Bobby 2022-23
Kuhr, Zak 2020-23
* LaFleur, Matt 2018
# LeBeau, Dick 2015-17
Lemm, Wally ..... 1960-61, '66-70
Lemmerman, Bruce 1984-85
Levine, Anthony 2023-24
Locust, Lori 2023-25
* Loggains, Dowell 2008-13
London, Charles 2011, 2023
Lovat, Mark 2024-25
Lowry, Alan 1996-12
Madro, Joe 1972-74
Matthews, Bruce 2011-13
Matthews, Cannon 2014-15
Maxie, Brett 2012-13
McCalmon, Miller 1986-87
McCollum, Payton 2024-25
$ McCoy, Mike 2025
McCullough, Ken 1976
McFadin, "Bud" Lewis 1966-70
McGinnis, Dave 2004-11
McKenzie, Tyrone 2018-19
McMillan, Clinton 2022-24
McNulty, John 2014-15
* Michael, Jason 2014-17
Midget, Anthony 2020-22
Millard, Keith 2012-13
Miller, Burnie 1971-73
Moore, Rob 2018-23
$ Mularkey, Mike 2014-17
$ Munchak, Mike 1995-13
# Nolan, Dick 1981
Norris, Rex 1995-98
Novak, Frank 1989-94
Oden, Tony 2025
O'Hara, Pat 2018-23
Outten, Justin 2023-24
Padilla, Bob 1984-85
* Palmer, Chris 1990-92, 2011-12
Pardee, Jack 1990-94
Parlavecchio, Chet 2011-13
Patullo, Kevin 2014
Peccatiello, Larry 1972-75
Pees, Dean 2018-19
Pees, Matt 2018-19
Pendergast, Clancy 1995
Perry, Rod 1995-96
Peterson, Bill 1972-73
Petitbon, Richie 1974-77
Phillips, O.A. "Bum" 1974-80
Phillips, Wade 1976-80
Piraino, Frank 2019-23
Pitts, Elijah 1981-83
Polsfoot, Fran 1968-71, 75-76
Porter, Taylor 2017-18
Purnell, Russ 1995-98
Quinn, Tom 2023
Ragone, Dave 2011-13
Rapp, Vic 1983
Reese, Floyd 1986-89
* Rhome, Jerry 1995-96
Rice, George 1975-76
Roberts, Al 1984-85
Roberts, Haley 2023-24
Robertson, Marcus 2007-11
Robinson, Wayne 1966-67
* Robiskie, Terry 2016-17
Rocker, Tracy 2011-13, 2024-25
Rouse, Tyler 2022-23
Ryan, Buddy 1993
Rymkus, Lou ..... 1960-61, '65
Saban, Nick 1988-89
#* Schlinkman, Walt 1960-63, 1965-71, 1976
Schwartz, Jim 1999-08, 2021-22
Selcer, Dick 1981-82
Shaw, John 2024-25
Sherman, Ray 1988-89, 2005-06
* Shipp, Ken 1977-78
Shively, Doug 1986-89
* Shofner, Jim 1981-82
# Sidwell, Steve 1995-96
Simmons, Warren 1996
Simpson, Jackie 1972
Skipper, Jim 2011-12
* Smith, Arthur 2011-20
Smith, Giff 2014-15
Smith, Jerry 1972
Smith, Richard 1988-92
Smith, Sherman 1995-07
Smith, Travis 2025
Spanos, Lou 2014-17
Speedie, Mac 1960-61
Spencer, Joe 1961-65
Stanley, Jim 1990-94
Staub, Ralph 1982-83
Steber, John 1964
* Steckel, Les 1995-99
Steckel, Luke 2014-22
Stewart, Rayna 2009-10, 2025
Stocker, Luke 2023-25
Streicher, John 2018-23
Studley, Chuck 1983
Sullivan, Mike 2014-23
Taylor, Hugh "Bones" 1964-65
Thomas, Pat 1990-92
Thorne, Grant 2024-25
Tolbert, Tyke 2024-25
Townsend, Deshea 2016-17
Tucker, Jason 2015-16
Udeze, Kenechi 2021
Valero, Art 2011
Vinklarek, Ronnie 2000
$ Vrabel, Mike 2018-21
# Wallner, Fred 1960-61
Walsh, Bill 1983-86
Walters, Steve 1999-05
Washburn, Jim 1999-10
Watterson, Steve 1988-17
Wessman, Richie 2009-10
$ Whisenhunt, Ken 2014-15
# Williams, Gregg 1993-00, 2013
Williams, Terrell 2018-23
Willis, Keith 2016-17
Wilson, Dennard 2024-25
Withers, Everett 2001-06
Woodfin, Zac 2024-25
Woolley, Joe 1973-75
Young, Bob 1990-94
Young, John Paul 1978-80
Yowarsky, Walt 1971
Zernhelt, John 2006-12
Zwahlen, Ernie 1971

* Indicates offensive coordinator during tenure
# Indicates defensive coordinator during tenure
$ Indicates head coach during tenure

ALL-TIME HEAD COACHES SUMMARY

COACH	YEARS	WON	LOST	TIED	PCT.	PTS.	ALLOWED
Lou Rymkus*	1960-61	12	7	1	.625	546	414
Wally Lemm	1961, 1966-70	38	40	4	.487	1,785	1,702
Frank "Pop" Ivy	1962-63	17	12	0	.586	706	662
Sammy Baugh	1964	4	10	0	.285	310	355
Hugh "Bones" Taylor	1965	4	10	0	.285	298	429
Ed Hughes	1971	4	9	1	.321	251	330
Bill Peterson**	1972-73	1	18	0	.052	241	553
Sid Gillman	1973-74	8	15	0	.347	358	556
O.A. "Bum" Phillips	1975-80	59	38	0	.608	1,857	1,741
Ed Biles***	1981-83	8	23	0	.258	526	774
Chuck Studley	1983	2	8	0	.200	179	286
Hugh Campbell****	1984-85	8	22	0	.266	487	787
Jerry Glanville	1985-89	35	35	0	.500	1,535	1,637
Jack Pardee#	1990-94	44	35	0	.556	1,771	1,418
Jeff Fisher	1994-2010	147	126	0	.538	5,872	5,719
Mike Munchak	2011-13	22	26	0	.458	1,017	1,069
Ken Whisenhunt##	2014-15	3	20	0	.130	379	597
Mike Mularkey	2015-17	21	22	0	.488	925	1,054
Mike Vrabel	2018-23	56	48	0	.538	2,326	2,252
Brian Callahan###	2024-25	4	19	0	.174	394	621
Mike McCoy	2025	1	7	0	.125	142	233
TOTALS (includes postseason)	**1960-2025**	**498**	**550**	**6**	**.475**	**21,824**	**23,289**

* Released after five games in 1961
** Released after five games in 1973
*** Resigned after six games in 1983
**** Released after 14 games in 1985
# Released after 10 games in 1994
Released after seven games in 2015
Released after six games in 2025

ALL-TIME STARTING QUARTERBACK SUMMARY (REGULAR SEASON)

Quarterback	Seasons	Wins	Losses	Ties	Pct.
George Blanda	1960-66	44	38	0	.537
Jacky Lee	1960-67	4	5	1	.450
Don Trull	1964-69	4	9	2	.333
Buddy Humphrey	1966	0	1	0	.000
Pete Beathard	1967-69	15	11	0	.577
Bob Davis	1967-69	3	2	1	.583
Charley Johnson	1970-71	3	11	0	.214
Jerry Rhome	1970	0	3	1	.125
Dan Pastorini	1971-79	53	54	0	.495
Lynn Dickey	1971-74	2	7	1	.250
Kent Nix	1972	0	2	0	.000
John Hadl	1976-77	1	5	0	.167
Gifford Nielsen	1978-83	3	11	0	.214
Ken Stabler	1980-81	16	12	0	.571
John Reaves	1981	1	1	0	.500
Archie Manning	1982-83	0	8	0	.000
Oliver Luck	1982-86	3	6	0	.333
Warren Moon	1984-93	70	69	0	.504
Brent Pease	1987-88	2	1	0	.667
Cody Carlson	1987-94	11	8	0	.579
Billy Joe Tolliver	1994	0	7	0	.000
Bucky Richardson	1992-94	1	3	0	.250
Chris Chandler	1995-96	11	14	0	.440
Steve McNair	1995-05	76	55	0	.580
Neil O'Donnell	1999-03	6	2	0	.750
Billy Volek	2000-06	3	7	0	.300
Matt Mauck	2005	0	1	0	.000
Vince Young	2006-10	30	17	0	.638
Kerry Collins	2006-10	15	17	0	.469
Rusty Smith	2010-11	0	1	0	.000
Matt Hasselbeck	2011-12	11	10	0	.524
Jake Locker	2011-14	9	14	0	.391
Ryan Fitzpatrick	2013	3	6	0	.333
Charlie Whitehurst	2014	1	4	0	.200
Zach Mettenberger	2014-15	0	10	0	.000
Marcus Mariota	2015-19	29	32	0	.475
Matt Cassel	2016-17	1	1	0	.500
Blaine Gabbert	2018	2	1	0	.667
Ryan Tannehill	2019-23	39	24	0	.619
Malik Willis	2022	1	2	0	.333
Joshua Dobbs	2022	0	2	0	.000
Will Levis	2023-24	5	16	0	.238
Mason Rudolph	2024	1	4	0	.200
Cam Ward	2025	2	12	0	.143

YEAR-BY-YEAR STARTING QUARTERBACKS

2025 (2-12)

Date	W-L	Opponent	Starter
Sept. 7	L	at Denver	Ward
Sept. 14	L	L.A. Rams	Ward
Sept. 21	L	Indianapolis	Ward
Sept. 28	L	at Houston	Ward
Oct. 5	W	at Arizona	Ward
Oct. 12	L	at Las Vegas	Ward
Oct. 19	L	New England	Ward
Oct. 26	L	at Indianapolis	Ward
Nov. 2	L	L.A. Chargers	Ward
Nov. 16	L	Houston	Ward
Nov. 23	L	Seattle	Ward
Nov. 30	L	Jacksonville	Ward
Dec. 7	W	at Cleveland	Ward
Dec. 14	L	at San Francisco	Ward
Dec. 21		Kansas City	
Dec. 28		New Orleans	
Jan. 3-4		at Jacksonville	

Ward (2-12)

2024 (3-14)

Date	W-L	Opponent	Starter
Sept. 8	L	at Chicago	Levis
Sept. 15	L	N.Y. Jets	Levis
Sept. 22	L	Green Bay	Levis
Sept. 30	W	at Miami	Levis
Oct.13	L	Indianapolis	Levis
Oct. 20	L	at Buffalo	Rudolph
Oct. 27	L	at Detroit	Rudolph
Nov. 3	W	New England	Rudolph
Nov. 10	L	at L.A. Chargers	Levis
Nov. 17	L	Minnesota	Levis
Nov. 24	W	at Houston	Levis
Dec. 1	L	at Washington	Levis
Dec. 8	L	Jacksonville	Levis
Dec. 15	L	Cincinnati	Levis
Dec. 22	L	at Indianapolis	Rudolph
Dec. 29	L	at Jacksonville	Rudolph
Jan. 5-6	L	Houston	Levis

Levis (2-10), Rudolph (1-4)

2023 (6-11)

Date	W-L	Opponent	Starter
Sept. 10	L	at New Orleans	Tannehill
Sept. 17	W	L.A. Chargers	Tannehill
Sept. 24	L	at Cleveland	Tannehill
Oct. 1	W	Cincinnati	Tannehill
Oct.8	L	at Indianapolis	Tannehill
Oct. 15	L	Baltimore	Tannehill
Oct. 29	W	Atlanta	Levis
Nov. 2	L	at Pittsburgh	Levis
Nov. 12	L	at Tampa Bay	Levis
Nov.19	L	at Jacksonville	Levis
Nov.26	W	Carolina	Levis
Dec. 3	L	Indianapolis	Levis
Dec. 11	W	at Miami	Levis
Dec. 18	L	Houston	Levis
Dec. 24	L	Seattle	Tannehill
Dec. 31	L	at Houston	Levis
Jan. 6-7	W	Jacksonville	Tannehill

Tannehill (3-5), Levis (3-6)

2022 (7-10)

Date	W-L	Opponent	Starter
Sept. 11	L	N.Y. Giants	Tannehill
Sept. 19	L	at Buffalo	Tannehill
Sept. 25	W	Las Vegas	Tannehill
Oct. 2	W	at Indianapolis	Tannehill
Oct. 9	W	at Washington	Tannehill
Oct. 23	W	Indianapolis	Tannehill
Oct. 30	W	at Houston	Willis
Nov. 6	L	at Kansas City	Willis
Nov. 13	W	Denver	Tannehill
Nov. 17	W	at Green Bay	Tannehill
Nov. 27	L	Cincinnati	Tannehill
Dec. 4	L	at Philadelphia	Tannehill
Dec. 11	L	Jacksonville	Tannehill
Dec. 18	L	at L.A. Chargers	Tannehill
Dec. 24	L	Houston	Willis
Dec. 29	L	Dallas	Dobbs
Jan. 7	L	at Jacksonville	Dobbs

Tannehill (6-6), Willis (1-2), Dobbs (0-2)

2021 (12-5)

Date	W-L	Opponent	Starter
Sept. 12	L	Arizona	Tannehill
Sept. 19	W	at Seattle	Tannehill
Sept. 27	W	Indianapolis	Tannehill
Oct. 3	L	at N.Y. Jets	Tannehill
Oct. 10	W	at Jacksonville	Tannehill
Oct. 18	W	Buffalo	Tannehill
Oct. 24	W	Kansas City	Tannehill
Oct. 31	W	at Indianapolis	Tannehill
Nov. 7	W	at L.A. Rams	Tannehill
Nov. 14	W	New Orleans	Tannehill
Nov. 21	L	Houston	Tannehill
Nov. 28	L	at New England	Tannehill
Dec. 12	W	Jacksonville	Tannehill
Dec. 19	L	at Pittsburgh	Tannehill
Dec. 23	W	San Francisco	Tannehill
Jan. 2	W	Miami	Tannehill
Jan. 9	W	at Houston	Tannehill
Divisonal			
Jan. 22	L	Cincinnati	Tannehill

Tannehill (12-5, 0-1)

2020 (11-5)

Date	W-L	Opponent	Starter
Sept. 14	W	at Denver	Tannehill
Sept. 20	W	Jacksonville	Tannehill
Sept. 27	W	at Minnesota	Tannehill
Oct. 13	W	Buffalo	Tannehill
Oct. 18	W	Houston	Tannehill
Oct. 25	L	Pittsburgh	Tannehill
Nov. 1	L	at Cincinnati	Tannehill
Nov. 8	W	Chicago	Tannehill
Nov. 12	L	Indianapolis	Tannehill
Nov. 22	W	at Baltimore	Tannehill
Nov. 29	W	at Indianapolis	Tannehill
Dec. 6	L	Cleveland	Tannehill
Dec. 13	W	at Jacksonville	Tannehill
Dec. 20	W	Detroit	Tannehill
Dec. 27	L	at Green Bay	Tannehill
Jan. 3	W	at Houston	Tannehill
Wild Card			
Jan. 10	L	Baltimore	Tannehill

Tannehill (11-5, 0-1)

2019 (9-7)

Date	W-L	Opponent	Starter
Sept. 8	W	at Cleveland	Mariota
Sept. 15	L	Indianapolis	Mariota
Sept. 19	L	at Jacksonville	Mariota
Sept. 29	W	at Atlanta	Mariota
Oct. 6	L	Buffalo	Mariota
Oct. 13	L	at Denver	Mariota
Oct. 20	W	L.A. Chargers	Tannehill
Oct. 27	W	Tampa Bay	Tannehill
Nov. 3	L	at Carolina	Tannehill
Nov. 10	W	Kansas City	Tannehill
Nov. 24	W	Jacksonville	Tannehill
Dec. 1	W	at Indianapolis	Tannehill
Dec. 8	W	at Oakland	Tannehill
Dec. 15	L	Houston	Tannehill
Dec. 22	L	New Orleans	Tannehill
Dec. 30	W	at Houston	Tannehill
Wild Card			
Jan. 4	W	at New England	Tannehill
Divisional			
Jan. 11	W	at Baltimore	Tannehill
AFC Championship			
Jan. 19	L	at Kansas City	Tannehill

Mariota (2-4), Tannehill (7-3, 2-1)

2018 (9-7)

Date	W-L	Opponent	Starter
Sept. 9	L	at Miami	Mariota
Sept. 16	W	Houston	Gabbert
Sept. 23	W	at Jacksonville	Gabbert
Sept. 30	W	Philadelphia	Mariota
Oct. 7	L	at Buffalo	Mariota
Oct. 14	L	Baltimore	Mariota
Oct. 21	L	at L.A. Chargers	Mariota
Nov. 5	W	at Dallas	Mariota
Nov. 11	W	New England	Mariota
Nov. 18	L	at Indianapolis	Mariota
Nov. 26	L	at Houston	Mariota
Dec. 2	W	N.Y. Jets	Mariota
Dec. 6	W	Jacksonville	Mariota
Dec. 16	W	at N.Y. Giants	Mariota
Dec. 22	W	Washington	Mariota
Dec. 30	L	Indianapolis	Gabbert

Mariota (7-6), Gabbert (2-1)

2017 (9-7)

Date	W-L	Opponent	Starter
Sept. 10	L	Oakland	Mariota
Sept. 17	W	at Jacksonville	Mariota
Sept. 24	W	Seattle	Mariota
Oct. 1	L	at Houston	Mariota
Oct. 8	L	at Miami	Cassel
Oct. 16	W	Indianapolis	Mariota
Oct. 22	W	at Cleveland	Mariota
Nov. 5	W	Baltimore	Mariota
Nov. 12	W	Cincinnati	Mariota
Nov. 16	L	at Pittsburgh	Mariota
Nov. 26	W	at Indianapolis	Mariota
Dec. 3	W	Houston	Mariota
Dec. 10	L	at Arizona	Mariota
Dec. 17	L	at San Francisco	Mariota
Dec. 24	L	Los Angeles Rams	Mariota
Dec. 31	W	Jacksonville	Mariota
Wild Card			
Jan. 6	W	at Kansas City	Mariota
Divisional			
Jan. 13	L	at New England	Mariota

Mariota (9-6, 1-1), Cassel (0-1)

2016 (9-7)

Date	W-L	Opponent	Starter
Sept. 11	L	Minnesota	Mariota
Sept. 18	W	at Detroit	Mariota
Sept. 25	L	Oakland	Mariota
Oct. 2	L	at Houston	Mariota
Oct. 9	W	at Miami	Mariota
Oct. 16	W	Cleveland	Mariota
Oct. 23	L	Indianapolis	Mariota
Oct. 27	W	Jacksonville	Mariota
Nov. 6	L	at San Diego	Mariota
Nov. 13	W	Green Bay	Mariota
Nov. 20	L	at Indianapolis	Mariota
Nov. 27	W	at Chicago	Mariota
Dec. 11	W	Denver	Mariota

Dec. 18	W	at Kansas City	Mariota
Dec. 24	L	at Jacksonville	Mariota
Jan. 1	W	Houston	Cassel

Mariota (8-7), Cassel (1-0)

2015 (3-13)

Date	W-L	Opponent	Starter
Sept. 13	W	at Tampa Bay	Mariota
Sept. 20	L	at Cleveland	Mariota
Sept. 27	L	Indianapolis	Mariota
Oct. 11	L	Buffalo	Mariota
Oct. 18	L	Miami	Mariota
Oct. 25	L	Atlanta	Mettenberger
Nov. 1	L	at Houston	Mettenberger
Nov. 8	W	at New Orleans	Mariota
Nov. 15	L	Carolina	Mariota
Nov. 19	L	at Jacksonville	Mariota
Nov. 29	L	Oakland	Mariota
Dec. 6	W	Jacksonville	Mariota
Dec. 13	L	at N.Y. Jets	Mariota
Dec. 20	L	at New England	Mariota
Dec. 27	L	Houston	Mettenberger
Jan. 3	L	at Indianapolis	Mettenberger

Mariota (3-9), Mettenberger (0-4)

2014 (2-14)

Date	W-L	Opponent	Starter
Sept. 7	W	at Kansas City	Locker
Sept. 14	L	Dallas	Locker
Sept. 21	L	at Cincinnati	Locker
Sept. 28	L	at Indianapolis	Whitehurst
Oct. 5	L	Cleveland	Locker
Oct. 12	W	Jacksonville	Whitehurst
Oct. 19	L	at Washington	Whitehurst
Oct. 26	L	Houston	Mettenberger
Nov. 9	L	at Baltimore	Mettenberger
Nov. 17	L	Pittsburgh	Mettenberger
Nov. 23	L	at Philadelphia	Mettenberger
Nov. 30	L	at Houston	Mettenberger
Dec. 7	L	N.Y. Giants	Mettenberger
Dec. 14	L	N.Y. Jets	Locker
Dec. 18	L	at Jacksonville	Whitehurst
Dec. 28	L	Indianapolis	Whitehurst

Locker (1-4), Whitehurst (1-4), Mettenberger (0-6)

2013 (7-9)

Date	W-L	Opponent	Starter
Sept. 8	W	at Pittsburgh	Locker
Sept. 15	L	at Houston	Locker
Sept. 22	W	San Diego	Locker
Sept. 29	W	N.Y. Jets	Locker
Oct. 6	L	Kansas City	Fitzpatrick
Oct. 13	L	at Seattle	Fitzpatrick
Oct. 20	L	San Francisco	Locker
Nov. 3	W	at St. Louis	Locker
Nov. 10	L	Jacksonville	Locker
Nov. 14	L	Indianapolis	Fitzpatrick
Nov. 24	W	at Oakland	Fitzpatrick
Dec. 1	L	at Indianapolis	Fitzpatrick
Dec. 8	L	at Denver	Fitzpatrick
Dec. 15	L	Arizona	Fitzpatrick
Dec. 22	W	at Jacksonville	Fitzpatrick
Dec. 29	W	Houston	Fitzpatrick

Locker (4-3), Fitzpatrick (3-6)

2012 (6-10)

Date	W-L	Opponent	Starter
Sept. 9	L	New England	Locker
Sept. 16	L	at San Diego	Locker
Sept. 23	W	Detroit	Locker
Sept. 30	L	at Houston	Locker
Oct. 7	L	at Minnesota	Hasselbeck
Oct. 11	W	Pittsburgh	Hasselbeck
Oct. 21	W	at Buffalo	Hasselbeck
Oct. 28	L	Indianapolis	Hasselbeck
Nov. 4	L	Chicago	Hasselbeck
Nov. 11	W	at Miami	Locker
Nov. 25	L	at Jacksonville	Locker
Dec. 2	L	Houston	Locker
Dec. 9	L	at Indianapolis	Locker
Dec. 17	W	N.Y. Jets	Locker
Dec. 23	L	at Green Bay	Locker
Dec. 30	W	Jacksonville	Locker

Locker (4-7), Hasselbeck (2-3)

2011 (9-7)

Date	W-L	Opponent	Starter
Sept. 11	L	at Jacksonville	Hasselbeck
Sept. 18	W	Baltimore	Hasselbeck
Sept. 25	W	Denver	Hasselbeck
Oct. 2	W	at Cleveland	Hasselbeck
Oct. 9	L	at Pittsburgh	Hasselbeck
Oct. 23	L	Houston	Hasselbeck
Oct. 30	W	Indianapolis	Hasselbeck
Nov. 6	L	Cincinnati	Hasselbeck
Nov. 13	W	at Carolina	Hasselbeck
Nov. 20	L	at Atlanta	Hasselbeck
Nov. 27	W	Tampa Bay	Hasselbeck
Dec. 4	W	at Buffalo	Hasselbeck
Dec. 11	L	New Orleans	Hasselbeck
Dec. 18	L	at Indianapolis	Hasselbeck
Dec. 24	W	Jacksonville	Hasselbeck
Jan. 1	W	at Houston	Hasselbeck

Hasselbeck (9-7)

2010 (6-10)

Date	W-L	Opponent	Starter
Sept. 12	W	Oakland	Young
Sept. 19	L	Pittsburgh	Young
Sept. 26	W	at N.Y. Giants	Young
Oct. 3	L	Denver	Young
Oct. 10	W	at Dallas	Young
Oct. 18	W	at Jacksonville	Young
Oct. 24	W	Philadelphia	Collins
Oct. 31	L	at San Diego	Young
Nov. 14	L	at Miami	Collins
Nov. 21	L	Washington	Young
Nov. 28	L	at Houston	Smith
Dec. 5	L	Jacksonville	Collins
Dec. 9	L	Indianapolis	Collins
Dec. 19	W	Houston	Collins
Dec. 26	L	at Kansas City	Collins
Jan. 2	L	at Indianapolis	Collins

Young (4-4), Collins (2-5), Smith (0-1)

2009 (8-8)

Date	W-L	Opponent	Starter
Sept. 10	L	at Pittsburgh	Collins
Sept. 20	L	Houston	Collins
Sept. 27	L	at N.Y. Jets	Collins
Oct. 4	L	at Jacksonville	Collins
Oct. 11	L	Indianapolis	Collins
Oct. 18	L	at New England	Collins
Nov. 1	W	Jacksonville	Young
Nov. 8	W	at San Francisco	Young
Nov. 15	W	Buffalo	Young
Nov. 23	W	at Houston	Young
Nov. 29	W	Arizona	Young
Dec. 6	L	at Indianapolis	Young
Dec. 13	W	St. Louis	Young
Dec. 20	W	Miami	Young
Dec. 25	L	San Diego	Young
Jan. 3	W	at Seattle	Young

Young (8-2), Collins (0-6)

2008 (13-3)

Date	W-L	Opponent	Starter
Sept. 7	W	Jacksonville	Young
Sept. 14	W	at Cincinnati	Collins
Sept. 21	W	Houston	Collins
Sept. 28	W	Minnesota	Collins
Oct. 5	W	at Baltimore	Collins
Oct. 19	W	at Kansas City	Collins
Oct. 27	W	Indianapolis	Collins
Nov. 2	W	Green Bay	Collins
Nov. 9	W	at Chicago	Collins
Nov. 16	W	at Jacksonville	Collins
Nov. 23	L	N.Y. Jets	Collins
Nov. 27	W	at Detroit	Collins
Dec. 7	W	Cleveland	Collins
Dec. 14	L	at Houston	Collins
Dec. 21	W	Pittsburgh	Collins
Dec. 28	L	at Indianapolis	Collins
Divisional			
Jan. 10	L (P)	Baltimore	Collins

Young (1-0), Collins (12-3, 0-1)

2007 (10-6)

Date	W-L	Opponent	Starter
Sept. 9	W	at Jacksonville	Young
Sept. 16	L	Indianapolis	Young
Sept. 24	W	at New Orleans	Young
Oct. 7	W	Atlanta	Young
Oct. 14	L	at Tampa Bay	Young
Oct. 21	W	at Houston	Collins
Oct. 28	W	Oakland	Young
Nov. 4	W	Carolina	Young
Nov. 11	L	Jacksonville	Young
Nov. 19	L	at Denver	Young
Nov. 25	L	at Cincinnati	Young
Dec. 2	W	Houston	Young
Dec. 9	L	San Diego	Young
Dec. 16	W	at Kansas City	Young
Dec. 23	W	N.Y. Jets	Young
Dec. 30	W	at Indianapolis	Young
Wild Card			
Jan. 6	L (P)	at San Diego	Young

Young (9-6, 0-1), Collins (1-0)

2006 (8-8)

Date	W-L	Opponent	Starter
Sept. 10	L	N.Y. Jets	Collins
Sept. 17	L	at San Diego	Collins
Sept. 24	L	at Miami	Collins
Oct. 1	L	Dallas	Young
Oct. 8	L	at Indianapolis	Young
Oct. 15	W	at Washington	Young
Oct. 29	W	Houston	Young
Nov. 5	L	at Jacksonville	Young
Nov. 12	L	Baltimore	Young
Nov. 19	W	at Philadelphia	Young
Nov. 26	W	N.Y. Giants	Young
Dec. 3	W	Indianapolis	Young
Dec. 10	W	at Houston	Young
Dec. 17	W	Jacksonville	Young
Dec. 24	W	at Buffalo	Young
Dec. 31	L	New England	Young

Young (8-5), Collins (0-3)

2005 (4-12)

Date	W-L	Opponent	Starter
Sept. 11	L	at Pittsburgh	McNair

Sept. 18	W	Baltimore	McNair
Sept. 25	L	at St. Louis	McNair
Oct. 2	L	Indianapolis	McNair
Oct. 9	W	at Houston	McNair
Oct. 16	L	Cincinnati	McNair
Oct. 23	L	at Arizona	Volek
Oct. 30	L	Oakland	McNair
Nov. 6	L	at Cleveland	McNair
Nov. 20	L	Jacksonville	McNair
Nov. 27	W	San Francisco	McNair
Dec. 4	L	at Indianapolis	McNair
Dec. 11	W	Houston	McNair
Dec. 18	L	Seattle	McNair
Dec. 24	L	at Miami	McNair
Jan. 1	L	at Jacksonville	Mauck

McNair (4-10), Volek (0-1), Mauck (0-1)

2004 (5-11)

Date	W-L	Opponent	Starter
Sept.11	W	at Miami	McNair
Sept.19	L	Indianapolis	McNair
Sept. 26	L	Jacksonville	McNair
Oct. 3	L	at San Diego	Volek
Oct. 11	W	at Green Bay	McNair
Oct. 17	L	Houston	McNair
Oct. 24	L	at Minnesota	McNair
Oct. 31	W	Cincinnati	Volek
Nov. 14	L	Chicago	Volek
Nov. 21	W	at Jacksonville	McNair
Nov. 28	L	at Houston	McNair
Dec. 5	L	at Indianapolis	Volek
Dec. 13	L	Kansas City	Volek
Dec. 19	L	at Oakland	Volek
Dec. 25	L	Denver	Volek
Jan. 2	W	Detroit	Volek

Volek (2-6), McNair (3-5)

2003 (12-4)

Date	W-L	Opponent	Starter
Sept. 7	W	Oakland	McNair
Sept. 14	L	at Indianapolis	McNair
Sept. 21	W	New Orleans	McNair
Sept. 28	W	at Pittsburgh	McNair
Oct. 5	L	at New England	McNair
Oct. 12	W	Houston	McNair
Oct. 19	W	at Carolina	McNair
Oct. 26	W	at Jacksonville	McNair
Nov. 9	W	Miami	McNair
Nov. 16	W	Jacksonville	McNair
Nov. 23	W	at Atlanta	McNair
Dec. 1	L	at N.Y. Jets	McNair
Dec. 7	L	at Indianapolis	McNair
Dec. 14	W	Buffalo	Volek
Dec. 21	W	at Houston	McNair
Dec. 28	W	Tampa Bay	O'Donnell
Wild Card			
Jan. 3	W (P)	at Baltimore	McNair
Divisional			
Jan. 10	L (P)	at New England	McNair

McNair (10-4, 1-1), Volek (1-0), O'Donnell (1-0)

2002 (11-5)

Date	W-L	Opponent	Starter
Sept. 8	W	Philadelphia	McNair
Sept. 15	L	at Dallas	McNair
Sept. 22	L	Cleveland	McNair
Sept. 28	L	at Oakland	McNair
Oct. 6	L	Washington	McNair
Oct. 13	W	Jacksonville	McNair
Oct. 27	W	at Cincinnati	McNair
Nov. 3	W	at Indianapolis	McNair
Nov. 10	W	Houston	McNair
Nov. 17	W	Pittsburgh	McNair
Nov. 24	L	at Baltimore	McNair
Dec. 1	W	at N.Y. Giants	McNair
Dec. 8	W	Indianapolis	McNair
Dec. 16	W	New England	McNair
Dec. 22	W	at Jacksonville	McNair
Dec. 29	W	at Houston	McNair
Divisional			
Jan. 11	W (P)	Pittsburgh	McNair
AFC Championship			
Jan. 19	L (P)	at Oakland	McNair

McNair (11-5, 1-1)

2001 (7-9)

Date	W-L	Opponent	Starter
Sept. 9	L	Miami	McNair
Sept. 23	L	at Jacksonville	O'Donnell
Oct. 7	L	at Baltimore	McNair
Oct. 14	W	Tampa Bay	McNair
Oct. 21	W	at Detroit	McNair
Oct. 29	L	at Pittsburgh	McNair
Nov. 4	W	Jacksonville	McNair
Nov. 12	L	Baltimore	McNair
Nov. 18	W	at Cincinnati	McNair
Nov. 25	L	Pittsburgh	McNair
Dec. 2	W	at Cleveland	McNair
Dec. 9	L	at Minnesota	McNair
Dec. 16	W	Green Bay	McNair
Dec. 22	W	at Oakland	McNair
Dec. 30	L	Cleveland	McNair
Jan. 6	L	Cincinnati	McNair

McNair (7-8), O'Donnell (0-1)

2000 (13-3)

Date	W-L	Opponent	Starter
Sept. 3	L	at Buffalo	McNair
Sept. 10	W	Kansas City	McNair
Sept. 24	W	at Pittsburgh	O'Donnell
Oct. 1	W	N.Y. Giants	McNair
Oct. 8	W	at Cincinnati	McNair
Oct. 16	W	Jacksonville	McNair
Oct. 22	W	at Baltimore	McNair
Oct. 30	W	at Washington	McNair
Nov. 5	W	Pittsburgh	McNair
Nov. 12	L	Baltimore	McNair
Nov. 19	W	Cleveland	McNair
Nov. 26	L	at Jacksonville	McNair
Dec. 3	W	at Philadelphia	McNair
Dec. 10	W	Cincinnati	McNair
Dec. 17	W	at Cleveland	McNair
Dec. 25	W	Dallas	McNair
Divisional			
Jan. 7	L (P)	Baltimore	McNair

McNair (12-3, 0-1), O'Donnell (1-0)

1999 (13-3)

Date	W-L	Opponent	Starter
Sept. 12	W	Cincinnati	McNair
Sept. 19	W	Cleveland	O'Donnell
Sept. 26	W	at Jacksonville	O'Donnell
Oct. 3	L	at San Francisco	O'Donnell
Oct. 10	W	Baltimore	O'Donnell
Oct. 17	W	at New Orleans	O'Donnell
Oct. 31	W	St. Louis	McNair
Nov. 7	L	at Miami	McNair
Nov. 14	W	at Cincinnati	McNair
Nov. 21	W	Pittsburgh	McNair
Nov. 28	W	at Cleveland	McNair
Dec. 5	L	at Baltimore	McNair
Dec. 9	W	Oakland	McNair
Dec. 19	W	Atlanta	McNair
Dec. 26	W	Jacksonville	McNair
Jan. 2	W	at Pittsburgh	McNair
Wild Card			
Jan. 8	W (P)	Buffalo	McNair
Divisional			
Jan. 16	W (P)	at Indianapolis	McNair
AFC Championship			
Jan. 23	W (P)	at Jacksonville	McNair
Super Bowl XXXIV			
Jan. 30	L (P)	St. Louis	McNair

McNair (9-2, 3-1), O'Donnell (4-1)

1998 (8-8)

Date	W-L	Opponent	Starter
Sept. 6	W	at Cincinnati	McNair
Sept. 13	L	San Diego	McNair
Sept. 20	L	at New England	McNair
Sept. 27	L	Jacksonville	McNair
Oct. 11	W	at Baltimore	McNair
Oct. 18	W	Cincinnati	McNair
Oct. 25	L	Chicago	McNair
Nov. 1	W	at Pittsburgh	McNair
Nov. 8	W	at Tampa Bay	McNair
Nov. 15	W	Pittsburgh	McNair
Nov. 22	L	N.Y. Jets	McNair
Nov. 29	L	at Seattle	McNair
Dec. 6	W	Baltimore	McNair
Dec. 13	W	at Jacksonville	McNair
Dec. 20	L	at Green Bay	McNair
Dec. 26	L	Minnesota	McNair

McNair (8-8)

1997 (8-8)

Date	W-L	Opponent	Starter
Aug. 31	W	Oakland	McNair
Sept. 7	L	at Miami	McNair
Sept. 21	L	Baltimore	McNair
Sept. 28	L	at Pittsburgh	McNair
Oct. 5	L	at Seattle	McNair
Oct. 12	W	Cincinnati	McNair
Oct. 19	W	Washington	McNair
Oct. 26	W	at Arizona	McNair
Nov. 2	L	Jacksonville	McNair
Nov. 9	W	N.Y. Giants	McNair
Nov. 16	L	at Jacksonville	McNair
Nov. 23	W	Buffalo	McNair
Nov. 27	W	at Dallas	McNair
Dec. 4	L	at Cincinnati	McNair
Dec. 14	L	at Baltimore	McNair
Dec. 21	W	Pittsburgh	McNair

McNair (8-8)

1996 (8-8)

Date	W-L	Opponent	Starter
Sept. 1	L	Kansas City	Chandler
Sept. 8	W	at Jacksonville	Chandler
Sept. 15	W	Baltimore	Chandler
Sept. 29	L	at Pittsburgh	Chandler
Oct. 6	W	at Cincinnati	Chandler
Oct. 13	W	at Atlanta	Chandler
Oct. 20	W	Pittsburgh	Chandler
Oct. 27	L	San Francisco	Chandler
Nov. 3	L	at Seattle	McNair
Nov. 10	W	at New Orleans	Chandler
Nov. 17	L	Miami	Chandler
Nov. 24	L	Carolina	Chandler
Dec. 1	W	N.Y. Jets	McNair
Dec. 8	L	Jacksonville	McNair
Dec. 15	L	Cincinnati	Chandler
Dec. 22	W	at Baltimore	McNair

Chandler (6-6), McNair (2-2)

YEAR-BY-YEAR STARTING QUARTERBACKS

1995 (7-9)

Date	W-L	Opponent	Starter
Sept. 3	W	at Jacksonville	Chandler
Sept. 10	L	Pittsburgh	Chandler
Sept. 17	L	Cleveland	Furrer
Sept. 24	W	at Cincinnati	Chandler
Oct. 1	L	Jacksonville	Chandler
Oct. 8	L	at Minnesota	Chandler
Oct. 22	L	at Chicago	Chandler
Oct. 29	W	Tampa Bay	Chandler
Nov. 5	W	at Cleveland	Chandler
Nov. 12	L	Cincinnati	Chandler
Nov. 19	L	at Kansas City	Chandler
Nov. 26	W	Denver	Chandler
Dec. 3	L	at Pittsburgh	Chandler
Dec. 10	L	Detroit	Chandler
Dec. 17	W	N.Y. Jets	McNair
Dec. 24	W	Buffalo	McNair

Chandler (5-8), McNair (2-0), Furrer (0-1)

1994 (2-14)

Date	W-L	Opponent	Starter
Sept. 4	L	at Indianapolis	Carlson
Sept. 11	L	at Dallas	Richardson
Sept. 18	L	Buffalo	Richardson
Sept. 25	W	Cincinnati	Carlson
Oct. 3	L	at Pittsburgh	Carlson
Oct. 13	L	Cleveland	Richardson
Oct. 24	L	at Philadelphia	Carlson
Oct. 30	L	at L.A. Raiders	Tolliver
Nov. 6	L	Pittsburgh	Carlson
Nov. 13	L	at Cincinnati	Tolliver
Nov. 21	L	N.Y. Giants	Tolliver
Nov. 27	L	at Cleveland	Tolliver
Dec. 4	L	Arizona	Tolliver
Dec. 11	L	Seattle	Tolliver
Dec. 18	L	at Kansas City	Tolliver
Dec. 24	W	N.Y. Jets	Richardson

Tolliver (0-7), Carlson (1-4), Richardson (1-3)

1993 (12-4)

Date	W-L	Opponent	Starter
Sept. 5	L	at New Orleans	Moon
Sept. 12	W	Kansas City	Moon
Sept. 19	L	at San Diego	Moon
Sept. 26	L	L.A. Rams	Moon
Oct. 11	L	at Buffalo	Moon
Oct. 17	W	at New England	Carlson
Oct. 24	W	Cincinnati	Moon
Nov. 7	W	Seattle	Moon
Nov. 14	W	at Cincinnati	Moon
Nov. 21	W	at Cleveland	Moon
Nov. 28	W	Pittsburgh	Moon
Dec. 5	W	Atlanta	Moon
Dec. 12	W	Cleveland	Moon
Dec. 19	W	at Pittsburgh	Moon
Dec. 25	W	at San Francisco	Moon
Jan. 2	W	N.Y. Jets	Carlson
Divisional			
Jan. 16	L (P)	Kansas City	Moon

Moon (10-4, 0-1), Carlson (2-0)

1992 (10-6)

Date	W-L	Opponent	Starter
Sept. 6	L	Pittsburgh	Moon
Sept. 13	W	at Indianapolis	Moon
Sept. 20	W	Kansas City	Moon
Sept. 27	W	San Diego	Moon
Oct. 11	W	at Cincinnati	Moon
Oct. 18	L	at Denver	Moon
Oct. 25	W	Cincinnati	Moon
Nov. 1	L	at Pittsburgh	Moon
Nov. 8	L	Cleveland	Moon
Nov. 15	W	at Minnesota	Moon
Nov. 22	L	at Miami	Carlson
Nov. 26	W	at Detroit	Carlson
Dec. 7	W	Chicago	Carlson
Dec. 13	L	Green Bay	Carlson
Dec. 20	W	at Cleveland	Carlson
Dec. 27	W	Buffalo	Carlson
Wild Card			
Jan. 3	L (P)	at Buffalo	Moon

Moon (6-4, 0-1), Carlson (4-2)

1991 (11-5)

Date	W-L	Opponent	Starter
Sept. 1	W	L.A. Raiders	Moon
Sept. 8	W	at Cincinnati	Moon
Sept. 16	W	Kansas City	Moon
Sept. 22	L	at New England	Moon
Oct. 6	W	Denver	Moon
Oct. 13	W	at N.Y. Jets	Moon
Oct. 20	W	at Miami	Moon
Oct. 27	W	Cincinnati	Moon
Nov. 3	L	at Washington	Moon
Nov. 10	W	Dallas	Moon
Nov. 17	W	Cleveland	Moon
Nov. 24	L	at Pittsburgh	Moon
Dec. 2	L	Philadelphia	Moon
Dec. 8	W	Pittsburgh	Moon
Dec. 15	W	at Cleveland	Moon
Dec. 21	L	at N.Y. Giants	Moon
Wild Card			
Dec. 29	W (P)	N.Y. Jets	Moon
Divisional			
Jan. 4	L (P)	at Denver	Moon

Moon (11-5, 1-1)

1990 (9-7)

Date	W-L	Opponent	Starter
Sept. 9	L	at Atlanta	Moon
Sept. 16	L	at Pittsburgh	Moon
Sept. 23	W	Indianapolis	Moon
Sept. 30	W	at San Diego	Moon
Oct. 7	L	San Francisco	Moon
Oct. 14	W	Cincinnati	Moon
Oct. 21	W	New Orleans	Moon
Oct. 28	L	N.Y. Jets	Moon
Nov. 4	L	at L.A. Rams	Moon
Nov. 18	W	at Cleveland	Moon
Nov. 25	W	Buffalo	Moon
Dec. 2	L	at Seattle	Moon
Dec. 9	W	Cleveland	Moon
Dec. 16	W	at Kansas City	Moon
Dec. 23	L	at Cincinnati	Moon
Dec. 30	W	Pittsburgh	Carlson
Wild Card			
Jan. 6	L (P)	at Cincinnati	Carlson

Moon (8-7), Carlson (1-0, 0-1)

1989 (9-7)

Date	W-L	Opponent	Starter
Sept. 10	L	at Minnesota	Moon
Sept. 17	W	at San Diego	Moon
Sept. 24	L	Buffalo	Moon
Oct. 1	W	Miami	Moon
Oct. 8	L	at New England	Moon
Oct. 15	W	at Chicago	Moon
Oct. 22	W	Pittsburgh	Moon
Oct. 29	L	at Cleveland	Moon
Nov. 5	W	Detroit	Moon
Nov. 13	W	Cincinnati	Moon
Nov. 19	W	L.A. Raiders	Moon
Nov. 26	L	at Kansas City	Moon
Dec. 3	W	at Pittsburgh	Moon
Dec. 10	W	Tampa Bay	Moon
Dec. 17	L	at Cincinnati	Moon
Dec. 23	L	Cleveland	Moon
Wild Card			
Dec. 31	L (P)	Pittsburgh	Moon

Moon (9-7, 0-1)

1988 (10-6)

Date	W-L	Opponent	Starter
Sept. 4	W	at Indianapolis	Moon
Sept. 11	W	L.A. Raiders	Carlson
Sept. 18	L	at N.Y. Jets	Carlson
Sept. 25	W	New England	Carlson
Oct. 2	L	at Philadelphia	Carlson
Oct. 9	W	Kansas City	Carlson
Oct. 16	W	at Pittsburgh	Moon
Oct. 23	L	at Cincinnati	Moon
Oct. 30	W	Washington	Moon
Nov. 7	W	Cleveland	Moon
Nov. 13	L	at Seattle	Moon
Nov. 20	W	Phoenix	Moon
Nov. 24	W	at Dallas	Moon
Dec. 4	L	Pittsburgh	Moon
Dec. 11	W	Cincinnati	Moon
Dec. 18	L	at Cleveland	Moon
Wild Card			
Dec. 24	W (P)	at Cleveland	Moon
Divisional			
Jan. 1	L (P)	at Buffalo	Moon

Moon (7-4, 1-1), Carlson (3-2)

1987 (9-6)

Date	W-L	Opponent	Starter
Sept. 13	W	L.A. Rams	Moon
Sept. 20	L	at Buffalo	Moon
Oct. 4	W	at Denver	Pease
Oct. 11	W	at Cleveland	Pease
Oct. 18	L	New England	Pease
Oct. 25	W	Atlanta	Moon
Nov. 1	W	at Cincinnati	Moon
Nov. 8	L	at San Francisco	Moon
Nov. 15	W	at Pittsburgh	Moon
Nov. 22	L	Cleveland	Moon
Nov. 29	L	at Indianapolis	Moon
Dec. 6	W	San Diego	Moon
Dec. 13	L	at New Orleans	Moon
Dec. 20	W	Pittsburgh	Moon
Dec. 27	W	Cincinnati	Moon
Wild Card			
Jan. 3	W (P)	Seattle	Moon
Divisional			
Jan. 10	L (P)	at Denver	Moon

Moon (7-5, 1-1), Pease (2-1)

1986 (5-11)

Date	W-L	Opponent	Starter
Sept. 7	W	at Green Bay	Moon
Sept. 14	L	Cleveland	Moon
Sept. 21	L	at Kansas City	Moon
Sept. 28	L	Pittsburgh	Moon
Oct. 5	L	at Detroit	Moon
Oct. 12	L	Chicago	Moon
Oct. 19	L	at Cincinnati	Moon
Oct. 26	L	L.A. Raiders	Moon
Nov. 2	L	at Miami	Moon
Nov. 9	W	Cincinnati	Moon
Nov. 16	L	at Pittsburgh	Moon
Nov. 23	W	Indianapolis	Moon

Nov. 30	L	at Cleveland	Moon
Dec. 7	L	at San Diego	Luck
Dec. 14	W	Minnesota	Moon
Dec. 21	W	Buffalo	Moon

Moon (5-10), Luck (0-1)

1985 (5-11)

Date	W-L	Opponent	Starter
Sept. 8	W	Miami	Moon
Sept. 15	L	at Washington	Moon
Sept. 22	L	at Pittsburgh	Moon
Sept. 29	L	Dallas	Moon
Oct. 6	L	at Denver	Moon
Oct. 13	L	Cleveland	Moon
Oct. 20	W	Cincinnati	Moon
Oct. 27	W	at St. Louis	Moon
Nov. 3	W	Kansas City	Moon
Nov. 10	L	at Buffalo	Moon
Nov. 17	L	Pittsburgh	Moon
Nov. 24	W	San Diego	Luck
Dec. 1	L	at Cincinnati	Luck
Dec. 8	L	N.Y. Giants	Moon
Dec. 15	L	at Cleveland	Moon
Dec. 22	L	at Indianapolis	Moon

Moon (4-10), Luck (1-1)

1984 (3-13)

Date	W-L	Opponent	Starter
Sept. 2	L	L.A. Raiders	Moon
Sept. 9	L	Indianapolis	Moon
Sept. 16	L	at San Diego	Moon
Sept. 23	L	at Atlanta	Moon
Sept. 30	L	New Orleans	Moon
Oct. 7	L	at Cincinnati	Moon
Oct. 14	L	at Miami	Moon
Oct. 21	L	San Francisco	Moon
Oct. 28	L	Cincinnati	Moon
Nov. 4	L	at Pittsburgh	Moon
Nov. 11	W	at Kansas City	Moon
Nov. 18	W	N.Y. Jets	Moon
Nov. 25	L	at Cleveland	Moon
Dec. 2	W	Pittsburgh	Moon
Dec. 9	L	at L.A. Rams	Moon
Dec. 16	L	Cleveland	Moon

Moon (3-13)

1983 (2-14)

Date	W-L	Opponent	Starter
Sept. 4	L	Green Bay	Manning
Sept. 11	L	at L.A. Raiders	Manning
Sept. 18	L	Pittsburgh	Manning
Sept. 25	L	at Buffalo	Nielsen
Oct. 2	L	at Pittsburgh	Nielsen
Oct. 9	L	Denver	Nielsen
Oct. 16	L	at Minnesota	Nielsen
Oct. 23	L	Kansas City	Nielsen
Oct. 30	L	at Cleveland	Nielsen
Nov. 6	L	Cincinnati	Nielsen
Nov. 13	W	Detroit	Luck
Nov. 20	L	at Cincinnati	Luck
Nov. 27	L	at Tampa Bay	Luck
Dec. 4	L	Miami	Luck
Dec. 11	W	Cleveland	Luck
Dec. 18	L	at Baltimore	Luck

Nielsen (0-7), Luck (2-4), Manning (0-3)

1982 (1-8)

Date	W-L	Opponent	Starter
Sept. 12	L	at Cincinnati	Nielsen
Sept. 19	W	Seattle	Nielsen
Nov. 21	L	Pittsburgh	Nielsen
Nov. 28	L	at New England	Manning
Dec. 5	L	at N.Y. Giants	Manning
Dec. 13	L	Dallas	Manning
Dec. 19	L	at Philadelphia	Manning
Dec. 26	L	Cleveland	Manning
Jan. 2	L	Cincinnati	Nielsen

Nielsen (1-3), Manning (0-5)

1981 (7-9)

Date	W-L	Opponent	Starter
Sept. 6	W	at L.A. Rams	Stabler
Sept. 13	W	at Cleveland	Stabler
Sept. 20	L	Miami	Stabler
Sept. 27	L	at N.Y. Jets	Stabler
Oct. 4	W	Cincinnati	Stabler
Oct. 11	W	Seattle	Stabler
Oct. 18	L	at New England	Stabler
Oct. 26	L	at Pittsburgh	Stabler
Nov. 1	L	at Cincinnati	Stabler
Nov. 8	W	Oakland	Reaves
Nov. 15	L	at Kansas City	Reaves
Nov. 22	L	New Orleans	Stabler
Nov. 29	L	Atlanta	Stabler
Dec. 3	W	Cleveland	Stabler
Dec. 13	L	at San Francisco	Nielsen
Dec. 20	W	Pittsburgh	Nielsen

Stabler (5-7), Reaves (1-1), Nielsen (1-1)

1980 (11-5)

Date	W-L	Opponent	Starter
Sept. 7	L	at Pittsburgh	Stabler
Sept.15	W	at Cleveland	Stabler
Sept. 21	W	Baltimore	Stabler
Sept. 28	W	at Cincinnati	Stabler
Oct. 5	L	Seattle	Stabler
Oct. 12	L	at Kansas City	Stabler
Oct. 19	W	Tampa Bay	Stabler
Oct. 26	W	Cincinnati	Stabler
Nov. 2	W	at Denver	Stabler
Nov. 10	W	New England	Stabler
Nov. 16	W	at Chicago	Stabler
Nov. 23	L	at N.Y. Jets	Stabler
Nov. 30	L	Cleveland	Stabler
Dec. 4	W	Pittsburgh	Stabler
Dec. 14	W	at Green Bay	Stabler
Dec. 21	W	Minnesota	Stabler
Wild Card			
Dec. 28	L (P)	at Oakland	Stabler

Stabler (11-5, 0-1)

1979 (11-5)

Date	W-L	Opponent	Starter
Sept. 2	W	at Washington	Pastorini
Sept. 9	L	at Pittsburgh	Pastorini
Sept. 16	W	Kansas City	Nielsen
Sept. 23	W	at Cincinnati	Pastorini
Sept. 30	W	Cleveland	Pastorini
Oct. 7	L	St. Louis	Pastorini
Oct. 14	W	at Baltimore	Pastorini
Oct. 21	L	at Seattle	Pastorini
Oct. 28	W	N.Y. Jets	Pastorini
Nov. 5	W	at Miami	Pastorini
Nov. 11	W	Oakland	Pastorini
Nov. 18	W	Cincinnati	Pastorini
Nov. 22	W	at Dallas	Pastorini
Dec. 2	L	at Cleveland	Pastorini
Dec. 10	W	Pittsburgh	Pastorini
Dec. 16	L	Philadelphia	Pastorini
Wild Card			
Dec. 23	W (P)	Denver	Pastorini
Divisional			
Dec. 29	W (P)	at San Diego	Nielsen
AFC Championship			
Jan. 6	L (P)	at Pittsburgh	Pastorini

Pastorini (10-5, 1-1), Nielsen (1-0, 1-0)

1978 (10-6)

Date	W-L	Opponent	Starter
Sept. 3	L	at Atlanta	Pastorini
Sept. 10	W	at Kansas City	Pastorini
Sept. 17	W	San Francisco	Pastorini
Sept. 24	L	L.A. Rams	Pastorini
Oct. 1	W	at Cleveland	Pastorini
Oct. 8	L	at Oakland	Pastorini
Oct. 15	W	Buffalo	Pastorini
Oct. 23	W	at Pittsburgh	Pastorini
Oct. 29	L	at Cincinnati	Pastorini
Nov. 5	W	Cleveland	Pastorini
Nov. 12	W	at New England	Pastorini
Nov. 20	W	Miami	Pastorini
Nov. 26	W	Cincinnati	Pastorini
Dec. 3	L	Pittsburgh	Pastorini
Dec. 10	W	at New Orleans	Pastorini
Dec. 17	L	San Diego	Pastorini
Wild Card			
Dec. 24	W (P)	at Miami	Pastorini
Divisional			
Dec. 31	W (P)	at New England	Pastorini
AFC Championship			
Jan. 7	L (P)	at Pittsburgh	Pastorini

Pastorini (10-6, 2-1)

1977 (8-6)

Date	W-L	Opponent	Starter
Sept. 18	W	N.Y. Jets	Pastorini
Sept. 25	W	at Green Bay	Pastorini
Oct. 2	L	at Miami	Pastorini
Oct. 9	W	Pittsburgh	Pastorini
Oct. 16	L	Cleveland	Hadl
Oct. 23	L	at Pittsburgh	Pastorini
Oct. 30	L	at Cincinnati	Hadl
Nov. 6	W	Chicago	Pastorini
Nov. 13	L	at Oakland	Pastorini
Nov. 20	W	at Seattle	Pastorini
Nov. 27	W	Kansas City	Pastorini
Dec. 4	L	Denver	Pastorini
Dec. 11	W	at Cleveland	Pastorini
Dec. 18	W	Cincinnati	Pastorini

Pastorini (8-4), Hadl (0-2)

1976 (5-9)

Date	W-L	Opponent	Starter
Sept. 12	W	Tampa Bay	Pastorini
Sept. 19	W	at Buffalo	Pastorini
Sept. 26	L	Oakland	Pastorini
Oct. 3	W	at New Orleans	Pastorini
Oct. 10	W	Denver	Pastorini
Oct. 17	L	at San Diego	Pastorini
Oct. 24	L	Cincinnati	Pastorini
Nov. 1	L	at Baltimore	Pastorini
Nov. 7	L	Cleveland	Pastorini
Nov. 14	L	at Cincinnati	Hadl
Nov. 21	L	at Pittsburgh	Hadl
Nov. 28	W	Atlanta	Hadl
Dec. 5	L	at Cleveland	Hadl
Dec. 11	L	Pittsburgh	Pastorini

Pastorini (4-6), Hadl (1-3)

1975 (10-4)

Date	W-L	Opponent	Starter
Sept. 21	W	at New England	Pastorini
Sept. 28	W	San Diego	Pastorini

Oct. 5	L	Cincinnati	Pastorini
Oct. 12	W	at Cleveland	Pastorini
Oct. 19	W	Washington	Pastorini
Oct. 26	W	Detroit	Pastorini
Nov. 2	W	at Kansas City	Pastorini
Nov. 9	L	at Pittsburgh	Pastorini
Nov. 16	W	Miami	Pastorini
Nov. 24	L	Pittsburgh	Pastorini
Nov. 30	L	at Cincinnati	Pastorini
Dec. 7	W	at San Francisco	Pastorini
Dec. 14	W	at Oakland	Pastorini
Dec. 21	W	Cleveland	Pastorini

Pastorini (10-4)

1974 (7-7)

Date	W-L	Opponent	Starter
Sept. 15	W	San Diego	Dickey
Sept. 22	L	at Cleveland	Dickey
Sept. 29	L	Kansas City	Dickey
Oct. 6	L	Pittsburgh	Dickey
Oct. 13	L	at Minnesota	Pastorini
Oct. 20	L	St. Louis	Pastorini
Oct. 27	W	at Cincinnati	Pastorini
Nov. 3	W	at N.Y. Jets	Pastorini
Nov. 10	W	at Buffalo	Pastorini
Nov. 17	W	Cincinnati	Pastorini
Nov. 24	L	Dallas	Pastorini
Dec. 1	W	at Pittsburgh	Pastorini
Dec. 8	L	at Denver	Pastorini
Dec. 15	W	Cleveland	Pastorini

Pastorini (6-4), Dickey (1-3)

1973 (1-13)

Date	W-L	Opponent	Starter
Sept. 16	L	at N.Y. Giants	Pastorini
Sept. 23	L	at Cincinnati	Pastorini
Sept. 30	L	Pittsburgh	Pastorini
Oct. 7	L	L.A. Rams	Pastorini
Oct. 14	L	Denver	Pastorini
Oct. 21	L	at Cleveland	Pastorini
Oct. 28	L	at Chicago	Pastorini
Nov. 4	W	at Baltimore	Dickey
Nov. 11	L	Cleveland	Dickey
Nov. 18	L	at Kansas City	Dickey
Nov. 25	L	New England	Dickey
Dec. 2	L	Oakland	Pastorini
Dec. 9	L	at Pittsburgh	Pastorini
Dec. 16	L	Cincinnati	Pastorini

Pastorini (0-10), Dickey (1-3)

1972 (1-13)

Date	W-L	Opponent	Starter
Sept. 17	L	at Denver	Pastorini
Sept. 24	L	at Miami	Pastorini
Oct. 1	W	N.Y. Jets	Pastorini
Oct. 9	L	Oakland	Pastorini
Oct. 15	L	at Pittsburgh	Pastorini
Oct. 22	L	Cleveland	Pastorini
Oct. 29	L	at Cincinnati	Pastorini
Nov. 5	L	at Cleveland	Pastorini
Nov. 12	L	Philadelphia	Pastorini
Nov. 19	L	Green Bay	Pastorini
Nov. 26	L	at San Diego	Pastorini
Dec. 3	L	at Atlanta	Nix
Dec. 10	L	Pittsburgh	Pastorini
Dec. 17	L	Cincinnati	Nix

Pastorini (1-11), Nix (0-2)

1971 (4-9-1)

Date	W-L	Opponent	Starter
Sept. 19	L	at Cleveland	Johnson
Sept. 26	L	Kansas City	Johnson
Oct. 3	T	New Orleans	Dickey
Oct. 10	L	at Washington	Johnson
Oct. 17	L	Detroit	Pastorini
Oct. 24	L	at Pittsburgh	Pastorini
Oct. 31	W	Cincinnati	Pastorini
Nov. 7	L	at New England	Pastorini
Nov. 14	L	at Oakland	Dickey
Nov. 21	L	at Cincinnati	Pastorini
Nov. 28	L	Cleveland	Johnson
Dec. 5	W	Pittsburgh	Pastorini
Dec. 12	W	at Buffalo	Pastorini
Dec. 19	W	San Diego	Pastorini

Johnson (0-4), Pastorini (4-4), Dickey (0-1-1)

1970 (3-10-1)

Date	W-L	Opponent	Starter
Sept. 20	W	at Pittsburgh	Johnson
Sept. 27	L	Miami	Johnson
Oct. 4	W	at Cincinnati	Johnson
Oct. 11	L	Baltimore	Johnson
Oct. 18	L	Pittsburgh	Johnson
Oct. 25	T	at San Diego	Rhome
Nov. 1	L	at St. Louis	Rhome
Nov. 8	L	at Kansas City	Johnson
Nov. 15	L	San Francisco	Johnson
Nov. 22	L	at Cleveland	Johnson
Nov. 29	W	Denver	Johnson
Dec. 7	L	Cleveland	Johnson
Dec. 13	L	Cincinnati	Rhome
Dec. 20	L	at Dallas	Rhome

Johnson (3-7), Rhome (0-3-1)

1969 (6-6-2)

Date	W-L	Opponent	Starter
Sept.14	L	at Oakland	Beathard
Sept. 21	W	at Buffalo	Beathard
Sept. 28	W	Miami	Beathard
Oct. 5	W	Buffalo	Beathard
Oct. 12	L	at Kansas City	Beathard
Oct. 20	L	at N.Y. Jets	Beathard
Oct. 26	W	Denver	Beathard
Nov. 2	L	at Boston	Beathard
Nov. 9	T	Cincinnati	Trull
Nov. 16	T	at Denver	Trull
Nov. 23	W	at Miami	Beathard
Nov. 27	L	San Diego	Beathard
Dec. 6	L	N.Y. Jets	Trull
Dec. 14	W	Boston	Beathard
Playoff			
Dec. 21	L (P)	at Oakland	Beathard

Beathard (6-5, 0-1), Trull (0-1-2)

1968 (7-7)

Date	W-L	Opponent	Starter
Sept. 9	L	Kansas City	Beathard
Sept. 14	W	at Miami	Beathard
Sept. 21	L	at San Diego	Beathard
Sept. 29	L	Oakland	Beathard
Oct. 6	L	Miami	Davis
Oct. 13	W	at Boston	Davis
Oct. 20	L	N.Y. Jets	Davis
Oct. 27	W	at Buffalo	Trull
Nov. 3	W	at Cincinnati	Trull
Nov. 10	L	at N.Y. Jets	Trull
Nov. 17	W	Denver	Beathard
Nov. 28	L	at Kansas City	Beathard
Dec. 7	W	Buffalo	Beathard
Dec. 15	W	Boston	Trull

Beathard (3-4), Trull (3-1), Davis (1-2)

1967 (9-4-1)

Date	W-L	Opponent	Starter
Sept. 9	L	Kansas City	Lee
Sept. 17	W	at Buffalo	Lee
Sept. 24	L	at San Diego	Lee
Oct. 1	W	Denver	Davis
Oct. 15	T	at N.Y. Jets	Davis
Oct. 22	W	at Kansas City	Beathard
Oct.29	W	Buffalo	Beathard
Nov. 5	L	at Boston	Beathard
Nov. 12	W	at Denver	Beathard
Nov. 26	W	Boston	Beathard
Dec. 3	W	Miami	Beathard
Dec. 10	L	Oakland	Beathard
Dec. 16	W	San Diego	Beathard
Dec. 23	W	at Miami	Beathard
AFL Championship			
Dec. 31	L (P)	at Oakland	Beathard

Beathard (7-2, 0-1), Lee (1-2), Davis (1-0-1)

1966 (3-11)

Date	W-L	Opponent	Starter
Sept. 3	W	Denver	Blanda
Sept. 10	W	Oakland	Blanda
Sept. 18	L	at N.Y. Jets	Blanda
Sept. 25	L	at Buffalo	Blanda
Oct. 2	L	at Denver	Blanda
Oct. 16	W	N.Y. Jets	Blanda
Oct. 23	L	Miami	Blanda
Oct. 30	L	at Kansas City	Blanda
Nov. 6	L	at Oakland	Trull
Nov. 13	L	at Boston	Trull
Nov. 20	L	Buffalo	Trull
Dec. 4	L	San Diego	Trull
Dec. 11	L	Boston	Humphrey
Dec. 18	L	at Miami	Trull

Blanda (3-5), Trull (0-5), Humphrey (0-1)

1965 (4-10)

Date	W-L	Opponent	Starter
Sept. 12	W	N.Y. Jets	Blanda
Sept. 19	W	Boston	Blanda
Sept. 26	L	at Oakland	Blanda
Oct. 3	L	at San Diego	Blanda
Oct. 17	L	at Denver	Blanda
Oct. 24	W	Kansas City	Trull
Oct. 31	W	at Buffalo	Trull
Nov. 7	L	Oakland	Blanda
Nov. 14	L	Denver	Blanda
Nov. 21	L	at N.Y. Jets	Blanda
Nov. 28	L	at Kansas City	Blanda
Dec. 5	L	Buffalo	Blanda
Dec. 12	L	San Diego	Trull
Dec. 18	L	at Boston	Blanda

Blanda (2-9), Trull (2-1)

1964 (4-10)

Date	W-L	Opponent	Starter
Sept. 12	L	at San Diego	Blanda
Sept. 19	W	Oakland	Blanda
Sept. 27	W	at Denver	Blanda
Oct. 4	L	at Kansas City	Blanda
Oct. 11	L	Buffalo	Blanda
Oct. 17	L	at N.Y. Jets	Blanda
Oct. 25	L	San Diego	Blanda
Nov. 1	L	at Buffalo	Blanda
Nov. 6	L	at Boston	Blanda
Nov. 15	L	at Oakland	Blanda
Nov. 22	L	Kansas City	Trull
Nov. 29	L	Boston	Blanda
Dec. 13	W	N.Y. Jets	Blanda

YEAR-BY-YEAR STARTING QUARTERBACKS

Dec. 20	W	Denver	Blanda

Blanda (4-9), Trull (0-1)

1963 (6-8)

Date	W-L	Opponent	Starter
Sept. 7	L	Oakland	Blanda
Sept. 14	W	Denver	Blanda
Sept. 22	L	at N.Y. Jets	Blanda
Sept. 28	W	Buffalo	Blanda
Oct. 6	L	Kansas City	Blanda
Oct. 13	W	Denver	Blanda
Oct. 20	W	Buffalo	Blanda
Oct. 27	W	Kansas City	Blanda
Nov. 1	L	at Boston	Blanda
Nov. 10	W	N.Y. Jets	Blanda
Dec. 1	L	at San Diego	Blanda
Dec. 8	L	Boston	Blanda
Dec. 15	L	San Diego	Lee
Dec. 22	L	at Oakland	Blanda

Blanda (6-7), Lee (0-1)

1962 (11-3)

Date	W-L	Opponent	Starter
Sept. 9	W	at Buffalo	Blanda
Sept. 16	L	at Boston	Blanda
Sept. 23	W	at San Diego	Blanda
Oct. 7	W	Buffalo	Blanda
Oct. 14	W	N.Y. Titans	Blanda
Oct. 21	L	at Denver	Blanda
Oct. 28	L	Dallas	Blanda
Nov. 4	W	at Dallas	Blanda
Nov. 11	W	at Oakland	Blanda
Nov. 18	W	Boston	Blanda
Nov. 25	W	San Diego	Blanda
Dec. 2	W	Denver	Blanda
Dec. 9	W	Oakland	Blanda
Dec. 15	W	at N.Y. Titans	Blanda
AFL Championship			
Dec. 23	L (P)	Dallas	Blanda

Blanda (11-3, 0-1)

1961 (10-3-1)

Date	W-L	Opponent	Starter
Sept. 9	W	Oakland	Blanda
Sept. 24	L	at San Diego	Blanda
Oct. 1	L	at Dallas	Blanda
Oct. 8	L	Buffalo	Lee
Oct. 13	T	at Boston	Lee
Oct. 22	W	Dallas	Lee
Oct. 29	W	at Buffalo	Blanda
Nov. 5	W	at Denver	Blanda
Nov. 12	W	Boston	Blanda
Nov. 19	W	N.Y. Titans	Blanda
Nov. 26	W	Denver	Blanda
Dec. 3	W	San Diego	Blanda
Dec. 10	W	at N.Y. Titans	Blanda
Dec. 17	W	at Oakland	Blanda
AFL Championship			
Dec. 24	W (P)	at San Diego	Blanda

Blanda (9-2, 1-0), Lee (1-1-1)

1960 (10-4)

Date	W-L	Opponent	Starter
Sept. 11	W	at Oakland	Blanda
Sept. 18	W	L.A. Chargers	Blanda
Sept. 25	L	Oakland	Blanda
Oct. 9	W	N.Y. Titans	Blanda
Oct. 16	W	Dallas	Blanda
Oct. 23	W	at N.Y. Titans	Blanda
Oct. 30	L	at Buffalo	Blanda
Nov. 6	W	at Denver	Blanda
Nov. 13	L	at L.A. Chargers	Blanda
Nov. 20	W	Denver	Lee
Nov. 25	W	at Boston	Lee
Dec. 4	L	at Dallas	Lee
Dec. 11	W	Buffalo	Blanda
Dec. 18	W	Boston	Blanda
AFL Championship			
Jan. 1	W (P)	L.A. Chargers	Blanda

Blanda (8-3, 1-0), Lee (2-1)

ALL-TIME ALL-PRO SELECTIONS

AFL ALL-PRO

1960 George Blanda, QB (Honorable Mention, UPI)
Billy Cannon, RB (Second Team, UPI, OF)
Mike Dukes, LB (First Team, UPI)
Don Floyd, DE (Honorable Mention, UPI)
Bill Groman, E (First Team, UPI, OF)
Charlie Hennigan, RB (Honorable Mention, UPI)
Al Jamison, T (First Team, AP, Second Team OF)
Mark Johnston, S (First Team, AP, Second Team, UPI, OF)
Rich Michael, T (First Team, UPI, OF)
Dennit Morris, LB (Second Team OF, Honorable Mention, UPI)
Jim Norton, S (Honorable Mention, UPI)
Hugh Pitts, LB (Honorable Mention, UPI)
Dave Smith, (First Team, AP, UPI, OF)
Julian Spence, CB (First Team, UPI)
Orville Trask, DT (Second Team, UPI, OF)
Fred Wallner, T (Honorable Mention, UPI)

1961 Tony Banfield, CB (First Team, AP, UPI, OF, SN, Second Team, NY)
George Blanda, QB (First Team, AP, UPI, OF, SN, NY)
Billy Cannon, HB (First Team, AP, UPI, OF , SN, NY)
Don Floyd, DE (First Team, OF)
Bill Groman, E (First Team, AP, SN, Second Team, UPI, NY)
Charlie Hennigan, E (First Team, AP, UPI, OF, SN, NY)
Ed Husmann, DT (Second Team, UPI, NY)
Al Jamison, T (First Team, AP, UPI, OF, SN, NY)
Mark Johnston, S (First Team, NY)
Jim Norton, S (Second Team, UPI, NY)
Bob Schmidt, C (Second Team, OF)
Bob Talamini, G (Second Team, OF, UPI)
Charley Tolar, FB (Second Team, UPI, OF)

1962 Tony Banfield, CB, (First Team, AP, UPI, OF)
George Blanda, QB (Second Team, AP, UPI)
Doug Cline, OLB (Second Team, AP UPI)
Don Floyd, DE (First Team, AP, UPI, OF)
Charlie Hennigan, E (First Team, AP, UPI, OF)
Ed Husmann, DT (First Team AP, UPI)
Al Jamison, T (First Team, AP, UPI)
Jim Norton, S (First Team, UPI, Second Team, AP)
Bob Schmidt, C (Second Team, AP, UPI)
Bob Talamini, G (First Team UPI, OF)
Charley Tolar, FB (Second Team, AP, UPI)

1963 Tony Banfield, CB (First Team, AP, UPI, OF, PF)
George Blanda, QB (Second Team, AP, NY)
Doug Cline, OLB (Second Team, AP, NY, UPI)
Don Floyd, DE (Second Team, NY)
Fred Glick, S (First Team, AP, UPI, OF, NEA, NY)
Charlie Hennigan, E (Second Team, NEA, NY, Honorable Mention, AP)
Ed Husmann, DT (Second Team, UPI)
Bobby Jancik, S (Second Team, NY, Honorable Mention, AP, UPI)
Rich Michael, T (Honorable Mention, UPI)
Bob Schmidt, C (Second Team, UPI, NEA)
Bob Talamini, G (First Team, AP, OF, NEA, NY, Second Team, UPI)
Hogan Wharton, G (Honorable Mention, AP)

1964 Sonny Bishop, T (Second Team, UPI)
Sid Blanks, T (Second Team, UPI)
Don Floyd, DE (Second Team, UPI)
Fred Glick, S (First Team, OF, Second Team, NEA)
Charlie Hennigan, E (First Team, AP, UPI, NEA, OF, NY)
Pete Jaquess, CB (Second Team, AP)
Bob Talamini, G (First Team, NEA, OF, Second Team, AP, UPI, NY)

1965 Sonny Bishop, G (Second Team, NY)
Ode Burrell, RB (Second Team, NY)
Willie Frazier, TE (First Team, AP, UPI, OF, NEA, NY)
W.K. Hicks, CB (Second Team, AP, UPI, NY)
Bob Talamini, G (First Team, AP, UPI, OF, NY)

1966 Johnny Baker, OLB (Second Team, NEA)
George Blanda, K (Second Team, NY)
Walter Suggs, T (Second Team, UPI, NEA)
Bob Talamini, G (First Team, OF, Second Team, UPI, NEA, NY)

1967 Miller Farr, CB (First Team, AP, UPI, NEA, SN, FN, NY, DE)
Hoyle Granger, RB (Second Team, AP, UPI, NEA)
Pat Holmes, DE (First Team, AP, UPI, NEA, FN, DE, Second Team, SN, NY)
Bobby Maples, C (Second Team, AP, UPI, NY)
Jim Norton, S (First Team, FN, DE, Second Team, AP, UPI, NY)
Walter Suggs, T (First Team, SN, FN, Second Team, AP, UPI, NEA)
Bob Talamini, G (First Team, AP, UPI, NEA, SN, FN, DE)
George Webster, OL (First Team, AP, UPI, NEA, SN, FN, NY, DE)

1968 Miller Farr, CB (First Team, PF, AP, UPI, NEA, SN, FN, NY, FW)
Hoyle Granger, RB (Second Team, FN)

Ken Houston, S (Second Team, SN, NEA)
Alvin Reed, TE (First Team, SN, FN, NY, Second Team, AP, UPI)
Walter Suggs, T (First Team, SN, Second Team, AP, UPI, NEA, FN)
George Webster, OLB (First Team, PF, WA, AP, UPI, NEA, SN, FN, NY, FW)

1969 Elvin Bethea, DE (Second Team, UPI)
Sonny Bishop, G (Second Team, SN, Honorable Mention, UPI)
Garland Boyette, MLB (Honorable Mention, UPI)
Miller Farr, CB (First Team, SN, Second Team, AP, UPI, NEA, NY, SI)
Hoyle Granger, RB (Second Team, SI, Honorable Mention, UPI, PF)
Ken Houston, S (First Team, NY, SI, Second Team, AP, UPI, SN, FN)
Alvin Reed, TE (First Team, SN, Second Team, AP, UPI, NEA, NY, SI, PF)
Tom Regner, G (Honorable Mention, UPI)
George Webster, OLB (First Team, WA, AP, UPI, NEA, SN, NY, SI, PF, Second Team, HF, NEA)
Walter Suggs, T (Second Team, AP, UPI, NEA, NY)

NFL ALL-PRO

1970 Ken Houston, S (Second Team, NEA)
1971 Ken Houston, S (First Team, DZ, TP, FW, Second Team, WA, NEA, FN)
1972 Ken Houston, S (Second Team, WA, NEA)
1973 Elvin Bethea, DE (Second Team, NEA)
1975 Elvin Bethea, DE (First Team, FN, CP, Second Team, AP, NEA)
Robert Brazile, OLB (First Team, DZ)
Curley Culp, DT (First Team, AP, WA, NEA, NY, FW)
Billy Johnson, KR (First Tean, FW, Second Team, FN)
1976 Robert Brazile, OLB (First Team, WA, FN, NY, Second Team, AP)
1977 Robert Brazile, OLB (First Team, NEA, Second Team, AP)
Ken Burrough, WR (Second Team, AP, NEA)
Curley Culp, DT (Second Team, NEA)
Billy Johnson, KR (First Team, AP, WA, TP, NY, FX, CP, RS, FW)
1978 Elvin Bethea, DE (Second Team, NEA)
Robert Brazile, OLB (First Team, AP, WA, NEA, CP, FW)
Earl Campbell, RB (First Team, AP, WA, NEA, CP, DZ, NY, FX, FW)
Curley Culp, DT (Second Team, AP, NEA)
1979 Elvin Bethea, DE (Second Team, AP)
Robert Brazile, OLB (First Team, AP, FW, NEA, WA)
Earl Campbell, RB (First Team, AP, SN, FW, NEA, WA)
Curly Culp, DT (Second Team, AP)
Toni Fritsch, PK (First Team, AP, WA, NEA, DZ)
Leon Gray, T (First Team, AP, WA, NEA, CP, FW)
Vernon Perry, S (First Team, DZ)
Mike Reinfeldt, S (First Team, AP, WA, NEA, CP, NY, FX, FW)
1980 Gregg Bingham, ILB (First Team, FX)
Robert Brazile, OLB (First Team, WA, NEA, SN, CP, FD, FX, FW, Second Team, AP)
Earl Campbell, RB (First Team, AP, WA, NEA, SN, CP, FD, DZ, NY, FX, FW)
Leon Gray, T (First Team, AP, WA, SN, FD, FW, Second Team, NEA)
Bob Young, G (First Team, FD)
1981 Gregg Bingham, ILB (Honorable Mention, DH)
Robert Brazile, OLB (Second Team, AP, DH)
Earl Campbell, RB (First Team, CP, Second Team, DH)
Dave Casper, TE (Honorable Mention, DH)
Vernon Perry, S (First Team, CP, Honorable Mention, DH)
1982 Earl Campbell, RB (Honorable Mention, DH)
Dave Casper, TE (Honorable Mention, OA)
1983 Earl Campbell, RB (Honorable Mention, DH)
Mike Munchak, G (Second Team, NEA)
1984 Mike Munchak, G (Second Team, NEA, DH)
1985 Bo Eason, S (Second Team, NEA)
Bruce Matthews, T (Honorable Mention, DH)
Mike Munchak, T (First Team, FD, Second Team, AP, NEA, DH)
1986 Bruce Matthews, T (Third Team, GN)
1987 Keith Bostic, S (First Team, NEA, FD, FI, Second Team, AP, DH)
Ray Childress, DE (Honorable Mention, DH)
Ernest Givins, WR (Honorable Mention, DH)
Warren Moon, QB (Honorable Mention, DH)
Mike Munchak, G (First Team, AP, WA, NEA, SN, FO, FD, TP, DH)

LEGEND

AP -	Associated Press
CP -	College & Pro Football Newsweekly
DMN -	Dallas Morning News
DB -	Dick Butkus Football Network
DE -	Detroit News
DH -	Don Heinrich (Pro Football Scouts)
DP -	Diet Pepsi Rookie Rookie of the Year
DZ -	Paul Zimmerman (N.Y. Post, 1969 -78; Sports Ill., 1979-present)
FD -	Football Digest
FI -	NFL Films
FN -	Football News
FO -	Gordon Forbes, USA Today
FW -	Pro Football Weekly
FX -	Larry Fox, N.Y. Daily News
GN -	Gannett News Service
HF -	Pro Football Hall of Fame
JT -	Joe Theismann
NA -	The National
NBC -	NBC Sports.com
NEA -	Newspaper Enterprise Association
NY -	New York Daily News
OA -	Bob Oates, L.A. Times
OF -	Official AFL Team
PF -	Pro Football Digest
PK -	Peter King, Sports Illust.
RS -	Pamela Robbins Scott
SI -	Sports Illustrated
SN -	The Sporting News
TP -	Topps All-Pro Team
UPI -	United Press International
USA -	USA Today
WA -	Pro Football Writers of America

Mike Rozier, RB (Honorable Mention, DH)
1988 Patrick Allen, CB (Honorable Mention, AP)
Keith Bostic, S (Honorable Mention, AP)
Ray Childress, DE (Second Team, AP, NEA, CP, FD, Honorable Mention, DH)
Jeff Donaldson, S (Second Team, CP, Honorable Mention, AP, DH)
Drew Hill, WR (First Team, DH, Honorable Mention, AP)
Bruce Matthews, G (First Team, AP, WA, SN, FD, FO, DZ, DH, FW, Second Team, NEA, CP)
Warren Moon, QB (Honorable Mention, DH)
Mike Munchak, G (First Team, WA, NEA, FO, FW, Second Team, AP)
1989 Ray Childress, DE (Second Team, AP, Honorable Mention, DH)
Bruce Matthews, G (First Team, AP, SN, DZ, FD, FI, FW, Second Team, NEA, CP)
Greg Montgomery, P (First Team, NEA, Honorable Mention, DH)
Warren Moon, QB (Honorable Mention, DH)
Mike Munchak, G (First Team, NEA, FO, Second Team, AP)
Eugene Seale, ST (First Team, FW)
1990 Ray Childress, DE (First Team, WA, CP, FO, DZ, SN, DH, Second Team, AP, NEA, NA, Honorable Mention, PK)
Ernest Givins, WR (Second Team, AP, Honorable Mention, DH, PK)
Drew Hill, WR (Honorable Mention, AP, DH)
Haywood Jeffires, WR (Second Team, CP, NA, Honorable Mention, DH)

Richard Johnson, CB (Second Team, CP, Honorable Mention, AP)
Terry Kinard, S (Honorable Mention, AP)
Bruce Matthews, G (First Team, AP, WA, NEA, CP, FO, SN, FI, DH, FW, Second Team, PK)
Bubba McDowell, S (Honorable Mention, AP, DH)
Greg Montgomery, P (Honorable Mention, AP, DH)
Warren Moon, QB (First Team, SN, FI, Second Team, AP, DH, Honorable Mention, FD, PK)
Mike Munchak, G (Second Team, AP, DH)

1991 Ray Childress, DT (First Team, NEA, CP, FO, FD, FI, DH, Honorable Mention, AP)
Cris Dishman, CB (First Team, AP, FO, FD, FI, DH, FW, Second Team, CP)
William Fuller, DE (Honorable Mention, AP, DH)
Haywood Jeffires, WR (First Team, AP, WA, FD, FI, Second Team, NEA, CP, DH)
Bruce Matthews, C (First Team, NEA, FD, FI, FW, Second Team, AP, CP)
Bubba McDowell, S (Second Team, AP, CP, DH)
Warren Moon, QB (Honorable Mention, AP, DH)
Mike Munchak, G (First Team, AP, WA, FW, CP, FD, Second Team,NEA, Honorable Mention, DH)
Bo Orlando, S (Honorable Mention, AP)
Al Smith, MLB (First Team, WA, FW, Second Team, CP, DH, Honorable Mention, AP)

1992 Ray Childress, DT (First Team, AP, WA, NEA, CP, FO, DZ, FI, JT)
Cris Dishman, S (Honorable Mention, AP)
William Fuller, DE (Honorable Mention, AP, JT)
Ernest Givins, WR (Honorable Mention, JT)
Haywood Jeffires, WR (Honorable Mention, AP, JT)
Bruce Matthews, C (First Team, AP, WA, NEA, SN, FD, JT, Second Team, CP)
Bubba McDowell, S (First Team, JT, Honorable Mention, AP)
Greg Montgomery, P (Honorable Mention, AP, JT)
Mike Munchak, G (Second Team, AP, CP, JT)
Al Smith, MLB (First Team, AP, FD, Second Team, NEA, CP, FO, Honorable Mention, JT)
Lorenzo White, RB (Honorable Mention, AP, JT)

1993 Ray Childress, DT (First Team, FO, Second Team, AP, CP, FD, Honorable Mention, JT)
Al Del Greco, K (Second Team, FD, Honorable Mention, AP)
Cris Dishman, CB (Honorable Mention, AP, JT)
Sean Jones, DE (Honorable Mention, AP, JT)
Bruce Matthews, C (First Team, WA, SN, CP, FD, FI, Second Team, AP)
Greg Montgomery, P (First Team, AP, WA, SN, CP, FD, FI, Honorable Mention, JT)
Warren Moon, QB (Honorable Mention, AP, JT)
Mike Munchak, G (First Team, FD, FI, Second Team, AP, CP)
Bo Orlando, S (Honorable Mention, AP)
Marcus Robertson, S (First Team, AP, SN, JT, Second Team, CP)
Webster Slaughter, WR (Honorable Mention, AP)
Al Smith, MLB (Honorable Mention, AP)

1994 Rich Camarillo, P (Honorable Mention, AP)
Bruce Matthews, C (Honorable Mention, AP)

1995 Michael Barrow, MLB (First Team, DZ)
Blaine Bishop, S (First Team, DZ, Second Team, FD, Honorable Mention, AP)
Darryll Lewis, CB (First Team, FD, TJ, Honorable Mention, AP)
Bruce Matthews, G (Second Team, BM, Honorable Mention, AP)
Mark Stepnoski, C (Honorable Mention, AP)

1996 Blaine Bishop, S (Honorable Mention, AP)
Al Del Greco, K (Honorable Mention, AP)
Cris Dishman, CB (Honorable Mention, AP)
Mel Gray, KR (Honorable Mention, AP)
Bruce Matthews, G, (First Team, DB, Second Team, AP, FD)
John Henry Mills, ST (Second Team, FI)
Mark Stepnoski, C (Second Team, AP, FD)

1997 Blaine Bishop, S (Honorable Mention, AP)
Brad Hopkins, T (First Team, DZ, Honorable Mention, AP)
Bruce Matthews, G (Honorable Mention, AP)
Marcus Robertson, S (First Team, DZ, Honorable Mention, AP)

1998 Craig Hentrich, P (First Team, AP, WA, CP, SN, FD, USA)
Bruce Matthews, G (First Team, AP, WA, SN, USA, Second Team, FD)
Frank Wycheck, TE (First Team, DZ, Second Team, CP, FD)

1999 Eddie George, RB (Second Team, AP, CP, FD)
Jevon Kearse, DE (First Team, AP, DZ, CP, SN, FD, FW, WA)
Bruce Matthews, G (First Team, AP, FD, FW, WA)
Jon Runyan, T (Second Team, AP, FD)

2000 Blaine Bishop, S (First Team, FD, Second Team, AP)
Keith Bulluck, ST (Second Team, FD)
Eddie George, RB (First Team, AP, CP, FD, FW, WA)
Jevon Kearse, DE (First Team, FO)
Derrick Mason, KR (First Team, AP, CP, DZ, FO, FW, SN, WA, Second Team, FD)
Bruce Matthews, G (First Team, AP, FW, SN, FD, WA)
Samari Rolle, CB (First Team, AP, CP, FD, FW, SN, WA)

2001 Frank Wycheck, TE (Second Team, AP)

2002 Keith Bulluck, LB (Second Team, AP)

2003 Keith Bulluck, LB (First Team, AP, DZ, FW, WA, PK)
Steve McNair, QB (Second Team, AP, FD, First Team, DZ)
Craig Hentrich, P (First Team, PD)

2004 Keith Bulluck, LB (First Team, DZ)

2007 Albert Haynesworth, DT (First Team, AP, DZ, FW, WA)
Rob Bironas, K (First Team, AP, SN, SI)

2008 Albert Haynesworth, DT (First Team, AP, SN, SI, NBC, DMN)
Cortland Finnegan, CB (First Team, AP, SN, SI, NBC, DMN)
Kevin Mawae, C (First Team, AP, NBC)
Michael Roos, OT (First Team, AP, SN, SI, DMN)
David Stewart, OT (Second Team, AP)

2009 Tony Brown, DT (SI)
Chris Johnson, RB (First Team, AP, SN, SI, FW/WA)
Michael Roos, OT (First Team, DMN, Second Team, AP)

2010 Michael Griffin, S (Second Team, AP)

2011 Michael Roos, OT (First Team, SN)

2013 Jurrell Casey, DT (Second Team, AP)
Alterraun Verner, CB (First Team, SI, Second Team, AP)

2016 Jack Conklin, T (First Team, AP)

2017 Kevin Byard, S (First Team, AP, WA)
Brett Kern, P (First Team, SN, Second Team, AP)
Taylor Lewan, T (First Team, SN)

2018 Kevin Byard, S (Second Team, WA)

2019 Derrick Henry, RB (First Team, WA, Second Team, AP)
Derrick Henry, Flex (Second Team, AP)
Brett Kern, P (First Team, AP, WA, SN)

2020 Derrick Henry, RB (First Team, AP, WA, SN)

2021 Kevin Byard, S (First Team, AP, WA, SN)
Jeffery Simmons, DT (Second Team, AP)

2022 Derrick Henry, RB (First Team, SN)
Jeffery Simmons, DT (First Team, SN, Second Team, AP)
Ryan Stonehouse (First Team, SN, Second Team, AP)

ALL-AFC

1970 Elvin Bethea, DE (Honorable Mention, UPI)
Glen Ray Hines, T (Honorable Mention, UPI)
Ken Houston, S (First Team, FW, Second Team, UPI)
Jerry LeVias, WR (Honorable Mention, UPI)
Zeke Moore, CB (Honorable Mention, UPI)
Ron Pritchard, OLB (Second Team, UPI)
Alvin Reed, TE (First Team, UPI, FW)
Walter Suggs, T (Honorable Mention, UPI)

1971 Elvin Bethea, DE (First Team, FW, Second Team, UPI)
Ken Houston, S (First Team, UPI, SN, FW)
Ron Pritchard, OLB (Second Team, UPI)

1972 Elvin Bethea, DE (First Team, SN, Second Team, UPI)
Ken Houston, S (Second Team, UPI)
Guy Murdock, C (All-Rookie)
Mike Tilleman, DT (Honorable Mention, UPI)

1973 Gregg Bingham, LB (All-Rookie)
Elvin Bethea, DE (Second Team, UPI)
John Matuszak, DT (All-Rookie)

1974 Elvin Bethea, DE (First Team, FW, TP, Second Team, UPI)

ALL-TIME ALL-PRO SELECTIONS

Gregg Bingham, MLB (Honorable Mention, UPI)
Ken Burrough, WR (Honorable Mention, UPI)
1975 Elvin Bethea, DE (First Team, NY)
Robert Brazile, OLB (Second Team, UPI, All-Rookie)
Curley Culp, DT (First Team, AP, UPI, SN, FW, NY, TP)
Billy Johnson, KR (First Team, FW, TP)
1976 Elvin Bethea, DE (Honorable Mention, UPI)
Robert Brazile, OLB (First Team, UPI, SN, FW, NY, TP, PB)
Curley Culp, DT (First Team, SN, FW, TP, PB, Second Team, UPI)
1977 Elvin Bethea, DE (Honorable Mention, UPI)
Robert Brazile, OLB (Second Team, UPI)
Ken Burrough, WR (Second Team, UPI)
Rob Carpenter, RB (All-Rookie)
Curley Culp, DT (First Team, FW, Honorable Mention, UPI)
Bill Currier, DB (All-Rookie)
Billy Johnson, KR (First Team, FW, NY)
George Reihner, G (All-Rookie)
1978 Elvin Bethea, DE (First Team, UPI, FW, NY, FX)
Robert Brazile, OLB (First Team, UPI, SN, FW, FX, TP)
Earl Campbell, RB (First Team, UPI, SN, FW, NY, FX, TP, All-Rookie)
Curley Culp, DT (Second Team, UPI)
Greg Sampson, T (Second Team, UPI)
1979 Jesse Baker, DE (All-Rookie)
Robert Brazile, OLB (First, UPI, SN, FW)
Earl Campbell, RB (First Team, UPI, SN, FW, NY, FX, TP)
Curley Culp, DT (Second Team, UPI)
Toni Fritsch, PK (First Team, UPI, SN, FW, NY, FX, TP)
Leon Gray, T (First Team, UPI, SN, FW)
Carl Mauck, C (Second Team, UPI)
Vernon Perry, S (All-Rookie)
Mike Reinfeldt, S (First Team, UPI, SN, FW, NY, FX, TP)
1980 Gregg Bingham, ILB (First Team, FX)
Robert Brazile, OLB (First Team, UPI, FW, NY, FX, TP, PB)
Earl Campbell, RB (First Team, UPI, FW, NY, FX, TP, PB)
Leon Gray, T (First Team, UPI, FW, TP)
Carl Mauck, C (First Team, FX, Honorable Mention, UPI)
Vernon Perry, S (Second Team, UPI)
Mike Reinfeldt, S (Second Team, UPI)
Carl Roaches, KR (All-Rookie)
Greg Stemrick, CB (Second Team, UPI)
1981 Robert Brazile, OLB (First Team, TP, Second Team, UPI)
Earl Campbell, RB (First Team, FX, NY, Second Team, UPI)
Leon Gray, T (Second Team, UPI)
Vernon Perry, S (First Team, FX)
Carl Roaches, KR (First Team, FW, TP)
1982 Robert Brazile, OLB (First Team, UPI)
1983 Steve Brown, CB (All-Rookie)
Bruce Matthews, T (All-Rookie)
Harvey Salem, T (All-Rookie)
Tim Smith, WR (First Team, FW)
Brian Sochia, DT (All-Rookie)
1984 Warren Moon (All-Rookie)
Mike Munchak, G (First Team, FW, Second Team, UPI)
Dean Steinkuhler, T (All-Rookie)
1985 Ray Childress, DE (All-Rookie, WA)
Mike Munchak, G (First Team, FN, Second Team, FN, UPI)
1986 Ray Childress, DE (First Team, FN)
Ernest Givins, WR (All-Rookie, FW, WA)
1987 Keith Bostic, S (First Team, UPI, FW)
Mike Munchak, G (First Team, UPI, FW, FN)
Mike Rozier, RB (Second Team, UPI)
1988 Ray Childress, DE (First Team, UPI, FW)
Drew Hill, WR (Second Team, UPI)
Bruce Matthews, G (First Team, UPI, FW, FN)
Warren Moon, QB (Second Team, UPI)
Mike Munchak, G (First Team, FW, Second Team, UPI)
Eugene Seale, ST (First Team, FW)
1989 Ray Childress, DE (Second Team, UPI)
John Grimsley, ILB (Second Team, UPI)
Bruce Matthews, G (First Team, UPI, FW, FN)
Bubba McDowell, CB (All-Rookie, FW, WA)
Greg Montgomery, P (First Team, UPI, FW)
Warren Moon, QB (First Team, UPI, FN)
Mike Munchak, G (First Team, UPI, FW)
Tony Zendejas, K (Second Team, UPI)
1990 Ray Childress, DT (First Team, FN, Second Team, UPI)
Ernest Givins, WR (First Team, UPI)
Drew Hill, WR (First Team, FN, Second Team, UPI)
Bruce Matthews, G (First Team, UPI, FW, FN)
Warren Moon, QB (First Team, UPI, FW, FN)
Mike Munchak, G (First Team, FN, Second Team, UPI)
1991 Ray Childress, DT (First Team, UPI, FW)
Cris Dishman, CB (First Team, UPI, FW, FN)
John Flannery, G/C (All-Rookie, FW, WA)
William Fuller, DE (First Team, UPI, FW, FN)
Haywood Jeffires, WR (First Team, UPI, FW, FN)
Bruce Matthews, C (First Team, FW)
Mike Munchak, G (First Team, UPI, FW, FN)
Al Smith, (First Team, UPI, FW, FN)
1992 Ray Childress, DT (First Team, FW)
Haywood Jeffires, WR (First Team, UPI, FW, FN)
Bruce Matthews, C (First Team, UPI, FW, FN)
Greg Montgomery, P (First Team, UPI)
Mike Munchak, G (First Team, UPI, FW, FN)
Eddie Robinson, LB (All-Rookie, FW, WA)
Al Smith, MLB (First Team, FW, FN)
1993 Ray Childress, DT (First Team, UPI, FW, FN)
Brad Hopkins, T (All-Rookie, FW, WA)
Bruce Matthews, C (First Team, UPI, FW, FN)
Greg Montgomery, P (First Team, UPI, FW, FN)
Mike Munchak, G (First Team, UPI, FW, FN)
1995 Blaine Bishop, S (First Team, UPI, FW, FN)
Darryll Lewis, CB (First Team, FN, Second Team, UPI)
Bruce Matthews, G (First Team, UPI, FW, FN)
Marcus Robertson, S (First Team, UPI, FW)
Chris Sanders, WR (All-Rookie, FW, WA)
Gary Walker, DT (All-Rookie, FW, WA)
1996 Blaine Bishop, S (Second Team, UPI)
Al Del Greco, K (Second Team, UPI)
Eddie George, RB (Second Team, UPI, All-Rookie, FW, WA)
Bruce Matthews, G (First Team, UPI, FW, FN)
John Henry Mills, ST (First Team, FW)
Mark Stepnoski, C (Second Team, UPI)
1997 Kenny Holmes, DE (All-Rookie, FW, WA)
Bruce Matthews, G (First Team, FW, FN)
1998 Craig Hentrich, P (First Team, FW, FN)
Kevin Long, C (All-Rookie, FW, WA)
Bruce Matthews, G (First Team, FW, FN)
1999 Eddie George, RB (First Team, FW)
Jevon Kearse, DE (First Team, FW, FN, All-Rookie, FW, WA)
Bruce Matthews, G (First Team, FW, FN)
John Thornton, DT (All-Rookie, FW, WA)
2000 Blaine Bishop, S (First Team, FN)
Eddie George, RB (First Team, FN, FW)
Brad Hopkins, T (First Team, FW)
Derrick Mason, KR (First Team, FN, FW), PR (First Team, FW)
Bruce Matthews, G (First Team, FN, FW)
Samari Rolle, CB (First Team, FW, FN)
2002 Jeff Fisher (Coach of the Year, FD)
Steve McNair, QB (First Team, SI) (3rd in MVP voting, AP)
Carlos Hall, DE (All-Rookie, FW, WA)
Keith Bulluck, LB (First Team, FW, FD) (Second Team All-Pro, AP)
Lance Schulters, S (First Team, FW)
Kevin Carter, DE (Second Team, FD)
2003 Keith Bulluck, LB (First Team, FW)
Craig Hentrich, P (First Team, FW)
2004 Jacob Bell, G (All-Rookie, FW, WA)
2005 Pacman Jones, CB/PR/KR (All-Rookie, CP, FW, WA)
2006 Vince Young, QB (All-Rookie, PF, WA)
2007 Kevin Mawae, C (First Team, PK)
2008 Cortland Finnegan, CB (First Team, WA)
Chris Johnson, RB (First Team, WA, All-Rookie, FW, WA, SN)
Kevin Mawae, C (First Team, WA)

ALL-TIME ALL-PRO SELECTIONS

2009 Chris Johnson, RB (First Team, WA)
2010 Marc Mariani, PR/KR (All-Rookie, FW, WA, SN)
2013 Jurrell Casey, DT (First Team, WA)
2016 DeMarco Murray, RB (First Team, WA)
2017 Kevin Byard, S (First Team, WA)
Brett Kern, P (First Team, WA)
2018 Derrick Henry, RB (First Team, WA)
Brett Kern, P (First Team, WA)
Taylor Lewan, T (First Team, WA)
2019 Derrick Henry, RB (First Team, WA)
Brett Kern, P (First Team, WA)
2020 Derrick Henry, RB (First Team, WA)
2021 Kevin Byard, S (First Team, WA)
2023 Derrick Henry, RB (First Team, WA)

ALL-TIME HONORS

(Number of individual Pro Bowls selected in parenthesis)

AFL ALL-STARS

1961 Tony Banfield, CB (1)
George Blanda, QB (1)
Billy Cannon, HB (1)
Don Floyd, DE (1)
Charlie Hennigan, E (1)
Ed Husmann, DT (1)
Al Jamison, T (1)
Mark Johnston, S (1)
Bob McLeod, E (1)
Dennit Morris, LB (1)
Bob Schmidt, C (1)
Charley Tolar, FB (1)
1962 Tony Banfield, CB (2)
George Blanda, QB (2)
Willard Dewveall, E (1)
Don Floyd, DE (2)
Fred Glick, S (1)
Charlie Hennigan, E (2)
Ed Husmann, DT (2)
Al Jamison, T (2)
Rich Michael, T (1)
Jim Norton, S (1)
Bob Schmidt, C (2)
Bob Talamini, G (1)
Charley Tolar, FB (2)
1963 Tony Banfield, CB (3)
George Blanda, QB (3)
Fred Glick, S (2)
Charlie Hennigan, E (3)
Ed Husmann, DT (3)
Rich Michael, T (2)
Jim Norton, S (2)
Bob Schmidt, C (3)
Bob Talamini, G (2)
1964 Sid Blanks, RB (1)
Don Floyd, DE (3)
Fred Glick, S (3)
Charlie Hennigan, E (4)
Pete Jaquess, CB (1)
Bob Talamini, G (3)
1965 Ode Burrell, RB (2)
Willie Frazier, TE (1)
Charlie Hennigan, E (5)
Bob Talamini, G (4)
1966 Charles Frazier, E (1)
W.K. Hicks, CB (1)
Bob Talamini, G (5)
1967 Woody Campbell, RB (1)
Miller Farr, CB (1)
Hoyle Granger, RB (1)
Pat Holmes, DE (1)
Jim Norton, S (3)
Walter Suggs, T (1)
Bob Talamini, G (6)
George Webster, LB (1)
1968 Sonny Bishop, G (1)
Garland Boyette, MLB (1)
Miller Farr, CB (2)
Hoyle Granger, RB (2)
Glen Ray Hines, T (1)
Pat Holmes, DE (2)
Bobby Maples, C (1)
Alvin Reed, TE (1)
Walter Suggs, T (2)
George Webster, LB (2)
1969 Jim Beirne, WR (1)
Elvin Bethea, DE (1)
Garland Boyette, MLB (2)
Miller Farr, CB (3)
Glen Ray Hines, T (2)
Ken Houston, S (2)
Jerry LeVias, WR (1)
Zeke Moore, CB (1)
Alvin Reed, TE (2)
George Webster, LB (3)

AFC PRO BOWL

1970 Ken Houston, S (3)
Zeke Moore, CB (2)
1971 Elvin Bethea, DE (2)
Ken Houston, S (4)
1972 Elvin Bethea, DE (3)
Ken Houston, S (5)
1973 Elvin Bethea, DE (4)
1974 Elvin Bethea, DE (5)
1975 Elvin Bethea, DE (6)
Ken Burrough, WR (1)
Curley Culp, DT (1)
Billy Johnson, KR (1)
Dan Pastorini, QB (1)
1976 Robert Brazile, OLB (1)
Curley Culp, DT (2)
1977 Robert Brazile, OLB (2)
Ken Burrough, WR (2)
Curley Culp, DT (3)
Billy Johnson, KR (2)
1978 Elvin Bethea, DE (7)
Robert Brazile, OLB (3)
Earl Campbell, RB (1)
Curley Culp, DT (4)
1979 Elvin Bethea, DE (8)
Robert Brazile, OLB (4)
Earl Campbell, RB (2)
Toni Fritsch, K (1)
Leon Gray, T (1)
Mike Reinfeldt, S (1)
1980 Robert Brazile, OLB (5)
Dave Casper, TE (1)
Earl Campbell. RB (3)
Greg Stemrick, CB (1)
1981 Robert Brazile, OLB (6)
Earl Campbell, RB (4)
Leon Gray, T (2)
Carl Roaches, KR (1)
1982 Robert Brazile, OLB (7)
1983 Earl Campbell, RB (5)
1984 Mike Munchak, G (1)
1985 Mike Munchak, G (2)
1987 Keith Bostic, S (1)
Mike Munchak, G (3)
Mike Rozier, RB (1)
1988 Keith Bostic, S (2)
Ray Childress, DE (1)
John Grimsley, ILB (1)
Drew Hill, WR (1)
Bruce Matthews, G (1)
Warren Moon, QB (1)
Mike Munchak, G (4)
Mike Rozier, RB (2)
1989 Bruce Matthews, G (2)
Warren Moon, QB (2)
Mike Munchak, G (5)
1990 Ray Childress, DT (2)
Ernest Givins, WR (1)
Drew Hill, WR (2)
Bruce Matthews, G (3)
Warren Moon, QB (3)
Mike Munchak, G (6)
1991 Ray Childress, DT (3)
Cris Dishman, CB (1)
William Fuller, DE (1)
Haywood Jeffires, WR (1)
Bruce Matthews, C (4)
Warren Moon, QB (4)
Mike Munchak, G (7)
Al Smith, MLB (1)
1992 Ray Childress, DT (4)
Curtis Duncan, WR (1)
Ernest Givins, WR (2)
Haywood Jeffires, WR (2)
Bruce Matthews, C (5)
Warren Moon, QB (5)
Mike Munchak, G (8)
Al Smith, MLB (2)
Lorenzo White, RB (1)
1993 Ray Childress, DT (5)
Haywood Jeffires, WR (3)
Sean Jones, DE (1)
Bruce Matthews, C (6)
Greg Montgomery, P (1)
Warren Moon, QB (6)
Mike Munchak, G (9)
Webster Slaughter, WR (2,1)
1994 Bruce Matthews, C (7)
1995 Blaine Bishop, S (1)
Darryll Lewis, CB (1)
Bruce Matthews, C (8)
Mark Stepnoski, C (4, 1)
1996 Blaine Bishop, S (2)
Bruce Matthews, G (9)
John Henry Mills, ST (1)
Mark Stepnoski, C (5, 2)
1997 Blaine Bishop, S (3)

	Eddie George, RB (1)
	Bruce Matthews, G (10)
1998	Eddie George, RB (2)
	Craig Hentrich, P (1)
	Bruce Matthews, G (11)
	Frank Wycheck, TE (1)
1999	Eddie George, RB (3)
	Jevon Kearse, DE (1)
	Frank Wycheck, TE (2)
	Bruce Matthews, G (12)
2000	Blaine Bishop, S (4)
	Eddie George, RB (4)
	Brad Hopkins, T (1)
	Jevon Kearse, DE (2)
	Derrick Mason, KR (1)
	Bruce Matthews, G (13)
	Steve McNair, QB (1)
	Samari Rolle, CB (1)
	Frank Wycheck, TE (3)
2001	Bruce Matthews, G (14)
	Jevon Kearse, DE (3)
2002	Kevin Carter, DE (2, 1)
2003	Steve McNair, QB (2)
	Keith Bulluck, LB (1)
	Brad Hopkins, OT (2)
	Craig Hentrich, P (2)
	Derrick Mason, WR (2)
2005	Steve McNair, QB (3)
	Kyle Vanden Bosch, DE (1)
2006	Vince Young, QB (1)
2007	Rob Bironas, K (1)
	Albert Haynesworth, DT (1)
	Kyle Vanden Bosch, DE (2)
2008	Cortland Finnegan, CB (1)
	Albert Haynesworth, DT (2)
	Kevin Mawae, C (7, 1)
	Chris Hope, S (1)
	Chris Johnson, RB (1)
	Michael Roos, OT (1)
	Kerry Collins, QB (2, 1)
	Michael Griffin, S (1)
2009	Chris Johnson, RB (2)
	Kevin Mawae, C (8, 2)
	Kyle Vanden Bosch, DE (3)
	Vince Young, QB (2)
2010	Jason Babin, DE (1)
	Michael Griffin, S (2)
	Chris Johnson, RB (3)
	Marc Mariani, KR/PR (1)
2013	Alterraun Verner, CB (1)
2015	Jurrell Casey, DT (1)
	Delanie Walker, TE (1)
2016	DT Jurrell Casey (2)
	T Taylor Lewan (1)
	RB DeMarco Murray (3, 1)
	OLB Brian Orakpo (4, 1)
	TE Delanie Walker (2)
2017	S Kevin Byard (1)
	DT Jurrell Casey (3)
	P Brett Kern (1)
	T Taylor Lewan (2)
	ST Brynden Trawick (1)
	TE Delanie Walker (3)
2018	DT Jurrell Casey (4)
	P Brett Kern (2)
	T Taylor Lewan (3)
2019	DT Jurrell Casey (5)
	RB Derrick Henry (1)
	P Brett Kern (3)
	QB Ryan Tannehill (1)
2020	WR A.J. Brown (1)
	RB Derrick Henry (2)
2021	S Kevin Byard (2)
	OLB Harold Landry III (1)
	G Rodger Saffold III (1)
	DT Jeffery Simmons (1)
2022	RB Derrick Henry (3)
	C Ben Jones (1)
	DT Jeffery Simmons (2)
	LS Morgan Cox (4, 1)
2023	RB Derrick Henry (4)
2024	DT Jeffery Simmons (3)

ASSOCIATED PRESS NFL MVP

1979 Earl Campbell, RB
2003 Steve McNair, QB

ASSOCIATED PRESS COMEBACK PLAYER OF THE YEAR

2019 Ryan Tannehill, QB

ASSOCIATED PRESS COACH OF THE YEAR

2021 Mike Vrabel

PRO FOOTBALL WRITERS ASSOCIATION COACH OF THE YEAR

2021 Mike Vrabel

BERT BELL TROPHY

(NFL Most Valuable Player presented by Philadelphia Maxwell Club)
1979 Earl Campbell, RB

BERT BELL ROOKIE OF YEAR

(NFL Rookie Most Valuable Player presented by Philadelphia Maxwell Club)
1996 Eddie George, RB

AFL PLAYER OF YEAR

1961 George Blanda, QB (UPI, SN)
1967 George Blanda, QB (SN)

AFL DEFENSIVE ROOKIE OF YEAR

1967 George Webster, LB (SN)

NFL PLAYER OF THE YEAR

1978 Earl Campbell, RB (NEA, WA, FD, NY)
1979 Earl Campbell, RB (NEA,WA)
1980 Earl Campbell, RB (NEA, NY, CP)
2003 Steve McNair, QB (DZ)

NFL OFFENSIVE PLAYER OF YEAR

1978 Earl Campbell, RB (AP)
1979 Earl Campbell, RB (AP, FW)
1980 Earl Campbell, RB (AP)
1990 Warren Moon, QB (AP)
2009 Chris Johnson, RB (AP)
2020 Derrick Henry, RB (AP)

NFL DEFENSIVE PLAYER OF YEAR

1975 Curley Culp, DT (NEA)
1979 Jesse Baker, DT (FW)

NFL ROOKIE OF YEAR

1978 Earl Campbell, RB (AP)
1979 Jesse Baker, DT (FW)
1996 Eddie George, RB (SN, FW, SI)
2006 Vince Young, QB (SI, DP)

NFL OFFENSIVE ROOKIE OF YEAR

1978 Earl Campbell, RB (FW)
1996 Eddie George, RB (AP, FW, FD, CP)
2006 Vince Young, QB (AP, PF, WA)

NFL DEFENSIVE ROOKIE OF YEAR

1975 Robert Brazile, LB (AP)
1979 Jesse Baker, DT (FW)
1999 Jevon Kearse, DE (AP, FN, FW, CP, FD)

AFC PLAYER OF YEAR

1978 Earl Campbell, RB (SN, NY)
2000 Eddie George, RB (FN)

AFC OFFENSIVE PLAYER OF YEAR

1978 Earl Campbell, RB (UPI, KC)
1990 Warren Moon, QB (UPI)

AFC DEFENSIVE PLAYER OF YEAR

1975 Robert Brazile, LB (SN)
1979 Jesse Baker, DT (FW)
Mike Reinfeldt, S (KC)

DIET PEPSI ROOKIE OF YEAR

2006 Vince Young, QB

ED BLOCK COURAGE AWARD

(nominee from each NFL team for courage in battling injuries)

1984	Bob Hamm
1985	Pat Howell
1986	Dean Steinkuhler
1987	Kent Hill
1988	Alonzo Highsmith
1989	Doug Smith
1990	Mike Munchak
1991	Bubba McDowell
1992	Warren Moon
1993	Curtis Duncan
1994	Marcus Robertson
1995	Barron Wortham
1996	Blaine Bishop
1997	Bruce Matthews
1998	Steve Jackson
1999	Steve McNair
2000	Kenny Holmes
2001	Kevin Dyson
2002	Eddie George
2003	Kevin Carter
2004	Keith Bulluck
2005	Tank Williams
2006	Brandon Jones
2007	David Thornton
2008	Chris Hope
2009	Kevin Mawae
2010	Will Witherspoon
2011	Derrick Morgan
2012	Kenny Britt
2013	David Stewart
2014	Michael Griffin
2015	Craig Stevens
2016	Jason McCourty
2017	Karl Klug
2018	Jack Conklin
2019	Jonnu Smith
2020	Jeffery Simmons
2021	Nick Westbrook-Ikhine
2022	Robert Woods
2023	Dillon Radunz
2024	Ryan Stonehouse

TITANS MAN OF THE YEAR

(nominee from each NFL team for Walter Payton NFL Man of the Year)

1996	Marcus Robertson
1997	Al Del Greco
1998	Al Del Greco
1999	Chris Sanders
2000	Kenny Holmes

2001	Jason Fisk
2002	Kevin Carter
2003	Kevin Carter
2004	Kevin Carter
2005	Steve McNair
2006	Keith Bulluck
2007	Keith Bulluck
2008	David Thornton
2009	Kyle Vanden Bosch
2010	Cortland Finnegan
2011	Cortland Finnegan
2012	Jared Cook
2013	Delanie Walker
2014	Jason McCourty
2015	Delanie Walker
2016	Jurrell Casey
2017	Wesley Woodyard
2018	Jurrell Casey
2019	Ben Jones
2020	Kevin Byard
2021	Derrick Henry
2022	Derrick Henry
2023	Jeffery Simmons
2024	Jeffery Simmons
2025	Jeffery Simmons

NFL PLAYER OF WEEK

1984 **Larry Moriarty, RB, Week 11**
(AFC Offensive)

1985 **Steve Brown, CB, Week 1**
(AFC Defensive)
Bo Eason, S, Week 12
(AFC Defensive)

1987 **Eugene Seale, LB, Week 4**
(AFC Defensive)

1988 **Ray Childress, DT, Week 1**
(AFC Defensive)
Allen Pinkett, RB, Week 4
(AFC Offensive)
Drew Hill, WR, Week 9
(AFC Offensive)

1989 **Warren Moon, QB, Week 6**
(AFC Offensive)

1990 **Warren Moon, QB, Week 6**
(AFC Offensive)
Johnny Meads, LB, Week 7
(AFC Defensive)
Warren Moon, QB, Week 11
(AFC Offensive)
Lorenzo White, RB, Week 12
(AFC Offensive)
Warren Moon, QB, Week 15
(AFC Offensive)
Cody Carlson, QB, Week 17
(AFC Offensive)

1991 **Lamar Lathon, LB, Week 2**
(AFC Defensive)
Ernest Givins, WR, Week 6
(AFC Ofensive)
Haywood Jeffires, WR, Week 7
(AFC Offensive)
Warren Moon, QB, Week 12
(AFC Offensive)
Ray Childress, DT, Week 15
(AFC Defensive)
William Fuller, DE, Week 16
(AFC Defensive)

1992 **Cody Carlson, QB, Week 13**
(AFC Offensive)
Lorenzo White, RB, Week 16
(AFC Offensive)
Ray Childress, DT, Week 17
(AFC Defensive)

1993 **Marcus Robertson, S, Week 2**
(AFC Defensive)
Greg Montgomery, P, Week 7
(AFC Special Teams)
Warren Moon, QB, Week 8
(AFC Offensive)
Gary Brown, RB, Week 11
(AFC Offensive)
Marcus Robertson, S, Week 12
(AFC Defensive)
William Fuller, DE, Week 13
(AFC Defensive)
Steve Jackson, CB, Week 14
(AFC Defensive)
Gary Brown, RB, Week 16
(AFC Offensive)
Blaine Bishop, S, Week 17
(AFC Defensive)
Ray Childress, DT, Week 18
(AFC Defensive)

1995 **Chris Chandler, QB, Week 4**
(AFC Offensive)
John Henry Mills, LB, Week 4
(AFC Special Teams)
Cris Dishman, CB, Week 9
(AFC Defensive)

1996 **Eddie George, RB, Week 2**
(AFC Offensive)
Mel Gray, KR, Week 6
(AFC Defensive)

1997 **Eddie George, RB, Week 1**
(AFC Offensive)
M. Robertson, FS, Week 14
(AFC Defensive)

1998 **Blaine Bishop, SS, Week 6**
(AFC Defensive)
Mike Archie, RB, Week 7
(AFC Special Teams)
Eddie George, RB, Week 10
(AFC Offensive)
Craig Hentrich, P, Week 10
(AFC Special Teams)

1999 **Al Del Greco, K, Divisional**
(AFC Special Teams)
Steve McNair, QB, Week 8, 16, AFC Champ.
(AFC Offensive)
Derrick Mason, WR/KR, Week 12, AFC Champ.
(AFC Special Teams)
Eddie Robinson, LB, Week 14
(AFC Defensive)
Kevin Dyson, Frank Wycheck, Wild Card
(AFC Special Teams)

2000 **Derrick Mason, KR/PR, Week 4**
(AFC Special Teams)
Randall Godfrey, LB, Week 8, 17
(AFC Defensive)
Samari Rolle, CB, Week 9
(AFC Defensive)
Al Del Greco, K, Week 14
(AFC Special Teams)
Eddie Robinson, LB, Week 14
(AFC Defensive)
Eddie George, RB, Week 16
(AFC Offensive)

2001 **Joe Nedney, K, Week 5**
(AFC Special Teams)
Joe Nedney, K, Week 6
(AFC Special Teams)
Steve McNair, QB, Week 8
(AFC Offensive)
Derrick Mason, WR, Week 10
(AFC Special Teams)
Steve McNair, QB, Week 12
(AFC Offensive)

2002 **Carlos Hall, DE, Week 1**
(AFC Defensive)
Steve McNair, QB, Week 9
(AFC Offensive)
Frank Wycheck, TE, Divisional
(NFL Offensive)

2003 **Craig Hentrich, P, Week 1**
(AFC Special Teams)
Rocky Boiman, LB, Week 4
(AFC Defensive)
Jevon Kearse, DE, Week 7
(AFC Defensive)
Justin McCareins, WR, Week 12
(AFC Special Teams)
Craig Hentrich, P, Week 16
(AFC Special Teams)
Gary Anderson, K, Week 17
(AFC Special Teams)
Gary Anderson, K, Wild Card
(AFC Special Teams)

2004 **Chris Brown, RB, Week 5**
(AFC Offensive)

2005 **Pacman Jones, CB, Week 14**
(AFC Special Teams)

2006 **Vince Young, QB, Week 16**
(AFC Offensive)
Casey Cramer, TE, Week 6
(AFC Special Teams)
Rob Bironas, K, Week 13
(AFC Special Teams)

2007 **Chris Brown, RB, Week 1**
(AFC Offensive)
Keith Bulluck, LB, Week 3
(AFC Defensive)
Kyle Vanden Bosch, DE, Week 16
(AFC Defensive)
Rob Bironas, K, Week 7
(AFC Special Teams)
Rob Bironas, K, Week 17
(AFC Special Teams)

2008 **Cortland Finnegan, Week 1**
(AFC Defensive)
Keith Bulluck, LB, Week 2
(AFC Special Teams)
Craig Hentrich, P, Week 10
(AFC Special Teams)
Chris Hope, S, Week 8
(AFC Defensive)

2009 **Chris Johnson, RB, Week 8**
(AFC Offensive)
Vince Young, QB, Week 12
(AFC Offensive)
Keith Bulluck, LB, Week 14
(AFC Defensive)

2010 **Chris Johnson, RB, Week 5**
(AFC Offensive)
Marc Mariani, KR/PR, Week 11
(AFC Special Teams)

2011 **Marc Mariani, KR/PR, Week 10**
(AFC Special Teams)
Chris Johnson, RB, Week 12
(AFC Offensive)
Colin McCarthy, LB, Week 13
(AFC Defensive)

2012 **Darius Reynaud, KR/PR, Week 3**
(AFC Special Teams)
Chris Johnson, RB, Week 7
(AFC Offensive)
Darius Reynaud, KR/PR, Week 17

(AFC Special Teams)
2013 **Alterraun Verner, CB, Week 4**
(AFC Defensive)
2014 **Jurrell Casey, DT, Week 6**
(AFC Defensive)
2015 **Marcus Mariota, QB, Week 1, 9**
(AFC Offensive)
2016 **Marcus Mariota, QB, Week 10**
(AFC Offensive)
Ryan Succop, K, Week 15
(AFC Special Teams)
2017 **Ryan Succop, K, Week 6**
(AFC Special Teams)
Kevin Byard, S, Week 7, 17
(AFC Defensive)
2018 **Dane Cruikshank, S, Week 2**
(AFC Special Teams)
Marcus Mariota, QB, Week 4
(AFC Offensive)
Wesley Woodyard, LB, Week 10
(AFC Defensive)
Derrick Henry, RB, Week 14
(AFC Offensive)
2019 **Cameron Wake, OLB, Week 1**
(AFC Defensive)
Ryan Tannehill, QB, Week 14
(AFC Offensive)
Derrick Henry, RB, Week 17
(AFC Offensive)
2020 **Stephen Gostkowski, K, Week 3**
(AFC Special Teams)
Derrick Henry, RB, Week 6, 17
(AFC Offensive)
Jeffery Simmons, DT, Week 9
(AFC Defensive)
2021 **Derrick Henry, RB, Week 2**
(AFC Offensive)
Derrick Henry, RB, Week 6
(AFC Offensive)
Randy Bullock, K, Week 8
(AFC Special Teams)
Ryan Tannehill, QB, Week 18
(AFC Offensive)
2022 **Randy Bullock, K, Week 7**
(AFC Special Teams)
Derrick Henry, RB, Week 8
(AFC Offense)
Ryan Stonehouse, P, Week 10
(AFC Special Teams)
2023 **Nick Folk, K, Week 2**
(AFC Special Teams)
Ryan Stonehouse, P, Week 12
(AFC Special Teams)
Harold Landry III, OLB, Week 14
(AFC Defense)
2024 **Nick Folk, K, Week 4**
(AFC Special Teams)
2025 **Chimere Dike, KOR/PR, Week 5**
(AFC Special Teams)

NFL.COM ALL-HEART PLAYER OF WEEK

2000 Eddie George, RB, Week 6
Bruce Matthews, G, Week 7

NFL PLAYER OF MONTH

1988 **Drew Hill, WR, September**
(AFC Offensive)
1990 **Warren Moon, QB, November**
(AFC Offensive)
1991 **Cris Dishman, CB, October**
(AFC Defensive)
1992 **Lorenzo White, RB, December**
(AFC Offensive)
1993 **Gary Brown, RB, November**
(AFC Offensive)
Al Del Greco, K, November
(AFC Special Teams)
Cris Dishman, CB, December
(AFC Defensive)
1996 **Al Del Greco, K, October**
(AFC Special Teams)
1998 **Craig Hentrich, P, November**
(AFC Special Teams)
1999 **Jevon Kearse, DE, December**
(AFC Defensive)
2000 **Derrick Mason, KR/PR, October**
(AFC Special Teams)
2002 **Steve McNair, QB, December**
(AFC Offensive)
2003 **Steve McNair, QB, October**
(AFC Offensive)
2007 **Rob Bironas, K, October**
(AFC Special Teams)
2008 **Albert Haynesworth, DT, September**
(AFC Defensive)
2009 **Chris Johnson, RB, November**
(AFC Offensive)
2010 **Michael Griffin, S, October**
(AFC Defensive)
2012 **Darius Reynaud, KR/PR, September**
(AFC Special Teams)
2016 **Marcus Mariota, QB, November**
(AFC Offensive)
2017 **Ryan Succop, K, September**
(AFC Special Teams)
2018 **Derrick Henry, RB, December**
(AFC Offensive)
2019 **Ryan Tannehill, QB, December**
(AFC Offensive)
2020 **Stephen Gostkowski, K, September**
(AFC Special Teams)
Derrick Henry, RB, October
(AFC Offensive)
2021 **Kevin Byard, S, October**
(AFC Defensive)
2022 **Derrick Henry, RB, October**
(AFC Offensive)
Ryan Stonehouse, P, October
(AFC Special Teams)

FEDEX AIR PLAYER OF WEEK

2003 Steve McNair, QB, Week 6
2004 Billy Volek, QB, Week 14
2015 Marcus Mariota, QB, Week 9
2016 Marcus Mariota, QB, Week 10
2019 Ryan Tannehill, QB, Week 14
2020 Ryan Tannehill, QB, Week 6

FEDEX GROUND PLAYER OF WEEK

2004 Chris Brown, RB, Week 5
2007 Chris Brown, RB, Week 1
2009 Chris Johnson, RB, Week 8
Chris Johnson, RB, Week 12
2012 Chris Johnson, RB, Week 7
2013 Chris Johnson, RB, Week 9
2016 DeMarco Murray, RB, Week 10
2018 Derrick Henry, RB, Week 14
Derrick Henry, RB, Week 15
2019 Derrick Henry, RB, Week 10
Derrick Henry, RB, Week 12
Derrick Henry, RB, Week 13
Derrick Henry, RB, Week 14
Derrick Henry, RB, Week 17
2020 Derrick Henry, RB, Week 6
Derrick Henry, RB, Week 11
Derrick Henry, RB, Week 12
Derrick Henry, RB, Week 14
Derrick Henry, RB, Week 15
2021 Derrick Henry, RB, Week 2
Derrick Henry, RB, Week 3
Derrick Henry, RB, Week 5
2023 Derrick Henry, RB, Week 18

FEDEX GROUND PLAYER OF YEAR

2009 Chris Johnson, RB
2019 Derrick Henry, RB
2020 Derrick Henry, RB

NFL ROOKIE OF MONTH

1996 Eddie George, RB, Sept.
1999 Jevon Kearse, DE, Sept., Nov., Dec.
2008 Chris Johnson, RB, Sept.
2015 Marcus Mariota, QB, Sept.
2019 A.J. Brown, WR, Dec.

PEPSI NFL ROOKIE OF THE WEEK

2006 Vince Young, QB, Week 12
Vince Young, QB, Week 13
Vince Young, QB, Week 14
Vince Young, QB, Week 16
2008 Chris Johnson, RB, Week 7
Chris Johnson, RB, Week 9
2011 Colin McCarthy, LB, Week 13
2015 Marcus Mariota, QB, Week 1
2019 A.J. Brown, WR, Week 12
2023 Will Levis, QB, Week 8

AFC OFFENSIVE ROOKIE OF YEAR

1996 Eddie George, RB (PF, FD, CP)
2006 Vince Young, QB (AP, PF, WA)

AFC DEFENSIVE ROOKIE OF YEAR

1999 Jevon Kearse, DE (AP, PFW, FN, CPFW)

AFL ALL-ROOKIE

1967 George Webster, LB

NFL ALL-ROOKIE

1972 Guy Murdock, C
1973 Gregg Bingham, LB
John Matuszak, DT
1975 Robert Brazile, LB
1977 Rob Carpenter, RB
Bill Currier, DB
George Reihner, G
1978 Earl Campbell, RB
1979 Jesse Baker, DT
Vernon Perry, S
1980 Carl Roaches, KR
1983 Steve Brown, CB
Bruce Matthews, T
Harvey Salem, T
Brian Sochia, DT
1984 Warren Moon, QB
Dean Steinkuhler, T
1985 Ray Childress, DT
1986 Ernest Givins, WR
1989 Bubba McDowell, S
1991 John Flannery, C
1992 Eddie Robinson, LB
1993 Brad Hopkins, T
1995 Chris Sanders, WR
Gary Walker, DT
1996 Eddie George, RB
1997 Kenny Holmes, DE
1998 Kevin Long, C
1999 Jevon Kearse, DE

John Thornton, DT
2002 Carlos Hall, DE
2004 Jacob Bell, G
2005 Pacman Jones, CB/PR/KR
2006 Vince Young, QB
2008 Chris Johnson, RB
2010 Marc Mariani, PR/KR
2014 Taylor Lewan, T
2016 Jack Conklin, T
2019 A.J. Brown, WR
2022 Chig Okonkwo, TE
Ryan Stonehouse, P
2024 T'Vondre Sweat, NT

PRO BOWL PLAYER OF GAME

1976 Billy Johnson, PR
2017 Delanie Walker, TE (Offensive MVP)

NFL 75th ANNIVERSARY TEAM

Ken Houston, S
Billy Johnson, PR

AFL ALL-TIME TEAM

George Blanda, K (First Team)
Miller Farr, CB (Second Team)
Charlie Hennigan, WR (Second Team)
Bob Talamini, G (Second Team)
George Webster, LB (First Team)

NFL ALL-DECADE TEAM

1970s Robert Brazile, LB (Second Team)
Earl Campbell, RB (Second Team)
Ken Houston, S (First Team)
Billy Johnson, KR (Second Team)
1980s Billy Johnson, PR (First Team)
Mike Munchak, G (Second Team)
1990s Mel Gray, PR & KR (Second Team)
Bruce Matthews, G (First Team)
Mark Stepnoski, C (Second Team)
2000s Kevin Mawae, C (First Team)

PRO FOOTBALL HALL OF FAME ALL-TIME TEAM

Bruce Matthews, G
George Blanda, K

NFL ALUMNI

1999 Jevon Kearse, DE
(Pass Rusher of the Year)
2000 Bruce Matthews, G
(Offensive Lineman of the Year)

NFL 100 ALL-TIME TEAM

Earl Campbell, RB
Billy Johnson, RS
Bruce Matthews, G

TEAM CAPTAINS (SINCE 2007)

2007 Vince Young, QB (offense)
Kevin Mawae, C (offense)
Keith Bulluck, LB (defense)
Kyle Vanden Bosch, DE (defense)
Craig Hentrich, P (special teams)
2008 Vince Young, QB (offense)
Kevin Mawae, C (offense)
Keith Bulluck, LB (defense)
Kyle Vanden Bosch, DE (defense)
Craig Hentrich, P (special teams)
2009 Kerry Collins, QB (offense)
Kyle Vanden Bosch, DE (defense)
Craig Hentrich, P (special teams)
Donnie Nickey, S (special teams)
2010 Vince Young, QB (offense)
Ahmard Hall, FB (offense)
Stephen Tulloch, LB (defense)
Donnie Nickey, S (special teams)
2011 Matt Hasselbeck, QB (offense)
Cortland Finnegan, CB (defense)
Tim Shaw, LB (special teams)
2012 Jake Locker, QB (offense)
Steve Hutchinson, G (offense)
Jason McCourty, CB (defense)
Colin McCarthy, LB (defense)
Tim Shaw, LB (special teams)
2013 Jake Locker, QB (offense)
Michael Roos, T (offense)
Nate Washington, WR (offense)
Jason McCourty, CB (defense)
Bernard Pollard, S (defense)
Patrick Bailey, LB (special teams)
2014 Jake Locker, QB (offense)
Nate Washington, WR (offense)
Jurrell Casey, DT (defense)
Wesley Woodyard, LB (defense)
George Wilson, S (special teams)
2015 Taylor Lewan, T (offense)
Delanie Walker, TE (offense)
Jurrell Casey, DT (defense)
Marcus Mariota, QB (offense)
Dexter McCluster, RB (offense)
Jason McCourty, CB (defense)
Brian Orakpo, OLB (defense)
Wesley Woodyard, LB (special teams)
2016 Marcus Mariota, QB (offense)
Delanie Walker, TE (offense)
Jurrell Casey, DT (defense)
Brian Orakpo, OLB (defense)
Daimion Stafford, S (special teams)
Wesley Woodyard, LB (special teams)
2017 Marcus Mariota, QB (offense)
Delanie Walker, TE (offense)
Jurrell Casey, DT (defense)
Brian Orakpo, OLB (defense)
Tim Shaw, Alumni (special teams)
Wesley Woodyard, LB (special teams)
2018 Ben Jones, C (offense)
Marcus Mariota, QB (offense)
Delanie Walker, TE (offense)
Jurrell Casey, DT (defense)
Wesley Woodyard, LB (defense)
Daren Bates, LB (special teams)
2019 Ben Jones, C (offense)
Marcus Mariota, QB (offense)
Kevin Byard, S (defense)
Jurrell Casey, DT (defense)
Wesley Woodyard, LB (special teams)
2020 Derrick Henry, RB (offense)
Ryan Tannehill, QB (offense)
Kevin Byard, S (defense)
DaQuan Jones, NT (defense)
Brett Kern, P (special teams)
2021 Derrick Henry, RB (offense)
Ryan Tannehill, QB (offense)
Kevin Byard, S (defense)
Jeffery Simmons, DT (defense)
Brett Kern, P (special teams)
2022 Derrick Henry, RB (offense)
Ryan Tannehill, QB (offense)
Ben Jones, C (offense)
Kevin Byard, S (defense)
Jeffery Simmons, DT (defense)
2023 Derrick Henry, RB (offense)
Ryan Tannehill, QB (offense)
Kevin Byard, S (defense)
Jeffery Simmons, DT (defense)
Azeez Al-Shaair, LB (defense)
Morgan Cox, LS (special teams)
2024 Lloyd Cushenberry III, C (offense)
Will Levis, QB (offense)
Kenneth Murray Jr., LB (defense)
Jeffery Simmons, DT (defense)
Morgan Cox, LS (special teams)
2025 Cam Ward, QB (offense)
Tony Pollard, RB (offense)
Calvin Ridley, WR (offense)
Jeffery Simmons, DT (defense)
Amani Hooker, S (defense)
Cody Barton, LB (defense)
Morgan Cox (special teams)

EDDIE GEORGE GOOD GUY AWARD

(Presented by Nashville media to the player that provides access and insight helping them best do their job)
2022 Kevin Byard
2023 Daniel Brunskill
2024 Nick Westbrook-Ikhine

TITANS 25TH ANNIVERSARY TEAM

*(Selected at the conclusion of the 2023 season by a committee of local media members; * denotes unanimous selection)*

OFFENSE
QB (3): Steve McNair*, Ryan Tannehill, Marcus Mariota
RB (3): Eddie George*, Derrick Henry*, Chris Johnson*
WR (4): Derrick Mason*, A.J. Brown, Nate Washington, Drew Bennett
TE (2): Frank Wycheck*, Delanie Walker*
T (3): Brad Hopkins*, Michael Roos, Taylor Lewan
G (3): Bruce Matthews*, Benji Olson*, Zach Piller
C (2): Kevin Mawae*, Ben Jones
FB (1): Lorenzo Neal

DEFENSE
DE (3): Jevon Kearse*, Kyle Vanden Bosch*, Denico Autry (tie), Kevin Carter (tie)
IL (3): Albert Haynesworth*, Jurrell Casey, Jeffery Simmons
LB (6): Keith Bulluck*, Harold Landry III, Derrick Morgan, Wesley Woodyard, Brian Orakpo, Stephen Tulloch
CB (4): Samari Rolle*, Cortland Finnegan*, Jason McCourty, Logan Ryan
S (3): Kevin Byard*, Blaine Bishop, Michael Griffin

SPECIAL TEAMS
P (1): Brett Kern
PK (1): Rob Bironas
LS (1): Ken Amato
RS (1): Derrick Mason
ST (1): Tim Shaw

TITANS/OILERS HALL OF FAME & RING OF HONOR

In recognition of the 40th season of the Houston Oilers/Tennessee Titans organization in 1999, the team's late owner K.S. "Bud" Adams, Jr. created an official team Hall of Fame, featuring players and staff from the past, while creating a special place for Titans stars of the future to be recognized.

On Sept. 7, 2008, the same day Titans owner K.S. "Bud" Adams, Jr. was added to the Titans/Oilers Hall of Fame, he unveiled the Ring of Honor at Nissan Stadium during the team's season opener. The Ring of Honor would feature the same players inducted into the team Hall of Fame. The initial members of the Ring of Honor included Adams, Elvin Bethea, George Blanda, Earl Campbell, Mike Holovak, Ken Houston, Mike Munchak, Jim Norton, Warren Moon and Bruce Matthews.

Through 2025, 19 individuals were named to the franchise's Hall of Fame and Ring of Honor. Most recently, the franchise added radio play-by-play announcer and "Voice of the Titans" Mike Keith to the Ring of Honor in 2025.

NAME	POSITION	YEARS WITH FRANCHISE	INDUCTED
K.S. "Bud" Adams, Jr.	Team Owner/Founder	1959-2013	Sept. 7, 2008
Elvin Bethea	Defensive End	1968-83	Dec. 9, 1999
George Blanda	Quarterback/Kicker	1960-66	Dec. 9, 1999
Robert Brazile	Linebacker	1975-84	Oct. 14, 2018
Earl Campbell	Running Back	1978-84	Dec. 9, 1999
Jeff Fisher	Head Coach	1994-2010	Nov. 21, 2021
Eddie George	Running Back	1996-2003	Oct. 27, 2008
Mike Holovak	General Manager	1981-99	Dec. 9, 1999
Ken Houston	Safety	1967-72	Dec. 9, 1999
Billy "White Shoes" Johnson	Wide Receiver/Returner	1974-1980	Dec. 17, 2023
Mike Keith	Voice of the Titans	1998-2024	Sept. 21, 2025
Bruce Matthews	Offensive Lineman	1983-2002	Dec. 8, 2002
Steve McNair	Quarterback	1995-2005	Oct. 27, 2008
Warren Moon	Quarterback	1984-93	Oct. 1, 2006
Mike Munchak	Guard	1982-93	Dec. 9, 1999
Jim Norton	Safety/Punter	1960-68	Dec. 9, 1999
O.A. "Bum" Phillips	Head Coach	1975-80	Sept. 26, 2021
Floyd Reese	General Manager	1986-2006	Nov. 21, 2021
Frank Wycheck	Tight End	1995-2003	Oct. 27, 2008

Eddie George, Steve McNair and Frank Wycheck were inducted into the team's Hall of Fame and Ring of Honor during the 2008 season.

FRANCHISE PRO FOOTBALL HALL OF FAMERS

GEORGE BLANDA
QUARTERBACK/KICKER • 6'2" • 215 lbs • COLLEGE: KENTUCKY
NFL SEASONS: 26 • YEARS WITH OILERS: 7 (1960-66)
HOMETOWN: YOUNGWOOD, PA. • BORN: SEPT. 27, 1927
GAMES PLAYED: 340 • HALL OF FAME INDUCTION: 1981

George Blanda, who came out of retirement with the emergence of the American Football League in 1960, was the offensive catalyst for the explosive Oiler squads of the early 1960s. He played quarterback and handled the placekicking chores in Columbia blue for seven of his NFL-record 26 seasons in the league. Blanda was the team's leading passer and scorer in each of those seven seasons and still owns franchise records for most extra points (299), most touchdown passes in a season (36) and most touchdown passes in a game (7). He is also third in points scored with 596. The 36 scoring tosses stood as an NFL record for an astounding 23 years. Blanda's NFL career records included most games (340), most points (2,002) and most extra points (943). He also passed for 236 touchdowns. Blanda captained the Oilers to two consecutive AFL titles in 1960 and 1961, earning AFL Player of the Year honors in 1961. Blanda's career was divided into three distinct parts, 10 years with the Chicago Bears, seven seasons with the Houston Oilers and nine years with the Oakland Raiders. In 1970, he became the oldest quarterback to play in a title game. He was just a month shy of his 49th birthday when he retired before the 1976 season. Blanda passed away at age 83 on Sept. 27, 2010.

KEN HOUSTON
SAFETY • 6'3" • 197 lbs • COLLEGE: PRAIRIE VIEW A&M
NFL SEASONS: 14 • YEARS WITH OILERS: 6 (1967-72)
HOMETOWN: LUFKIN, TEXAS • BORN: NOV. 12, 1944
GAMES PLAYED: 196 • HALL OF FAME INDUCTION: 1986

Considered one of the best safeties in football history, Ken Houston picked off 49 passes (898 yards), recovered 21 fumbles and scored 12 touchdowns over his 14-season NFL career, earning Pro Bowl honors 12 consecutive times (1968-69 AFL, 1970-79 NFL). Houston returned an NFL-record nine interceptions for a touchdown in his six seasons as an Oiler. Four of those scores came in 1971, tying an NFL record. He returned two in one game against San Diego in the 1971 season finale, which also ties an NFL mark. His other three touchdowns came on a punt return, a fumble return and a blocked field goal return. Houston also holds the Oilers record for most career interception return yards with 650. With a long, fluid stride, Houston had excellent speed and quickness. His 6-3, 197-pound frame made him an ideal pass defender. Yet his lean, muscular body helped him to become a punishing tackler. Originally a ninth-round draft choice out of Prairie View A&M, Houston earned a starter's role by the third game of his rookie season. Two weeks later in a game against the New York Jets, he scored two touchdowns, one on a 71-yard blocked field goal attempt, and the other on a 43-yard interception return. After excelling for six years with the Oilers, Ken was traded to the Redskins for five veteran players in 1973. The Redskins once referred to Houston as "pro football's most underrated superstar," but his capabilities were widely recognized. He won all-league acclaim with the Oilers in 1969 and 1971, and then was either All-Pro or All-NFC with the Redskins every year from 1973 to 1979. He was selected for either the AFL All-Star game or the AFC-NFC Pro Bowl 12 straight seasons from 1968 through 1979. He played in 183 consecutive games before suffering a broken arm against the New York Giants Nov. 25, 1979.

EARL CAMPBELL
RUNNING BACK • 5'11" • 232 lbs • COLLEGE: TEXAS
NFL SEASONS: 8 • YEARS WITH OILERS: 7 (1978-84)
HOMETOWN: TYLER, TEXAS • BORN: MARCH 29, 1955
GAMES PLAYED: 115 • HALL OF FAME INDUCTION: 1991

Earl Campbell, a 5-11, 232-pound ball-carrying dynamo from the University of Texas, joined the Houston Oilers as the first player taken in the 1978 National Football League Draft. The first player to earn All-Southwest Conference honors four years, Campbell was a consensus All-America and the Heisman Trophy winner in 1977. Campbell took the NFL by storm from the outset. In 1978, he was named the NFL's Most Valuable Player, All-Pro, and Rookie of the Year. He won the league rushing championship with a club-record 1,450 yards and was named to the AFC Pro Bowl squad. It was more of the same the next two years with NFL rushing titles, MVP honors, and consensus All-Pro acclaim each season. He followed his rookie campaign with 1,697 yards in 1979, but his finest year came in 1980 when he rushed for 1,934 yards, which at the time was second only to O. J. Simpson's 2,003 yards gained in 1973. That year, Campbell gained over 200 yards in four games. In 1981, he won his fourth straight AFC rushing title with 1,376 yards. A sensational runner, Campbell was picked for the Pro Bowl five of his first six NFL seasons (1978-81, 1983). In his eight-year career, which finished in New Orleans, Campbell rushed 2,187 times for 9,407 yards, and 74 touchdowns, retiring as the NFL's seventh all-time leading rusher. He also gained 806 yards on 121 receptions to bring his career combined net yards total to 10,213. He set Oilers records for most career yards (8,574), most career attempts (1,979), most touchdown runs (73) and most consecutive games with a rushing touchdown (5). His most famous performance came in a Monday night game against Miami in his rookie season. That night, he rushed for 199 yards and four touchdowns to lead the Oilers to a spectacular 35-30 victory. In spite of the constant pounding he took from opposing defenders, Earl missed only six games out of 115 because of injuries. Midway into his seventh season, he was traded by the Oilers to the New Orleans Saints for a first-round draft pick. He played a season and a half with the Saints before retiring after the 1985 campaign. Campbell is one of just four people officially designated a Texas Legend by the Texas State Legislature. The others are Davy Crockett, Sam Houston and Stephen F. Austin. Campbell was the only designee of the 20th century.

CHARLIE JOINER
WIDE RECEIVER • 5'11" • 188 lbs • COLLEGE: GRAMBLING
NFL SEASONS: 18 • YEARS WITH OILERS: 4 (1969-72)
HOMETOWN: MANY, LA. • BORN: OCT. 14, 1947
GAMES PLAYED: 239 • HALL OF FAME INDUCTION: 1996

Charlie Joiner played 18 seasons in the NFL, including his first four with the Houston Oilers. One of the league's most prolific receivers, he amassed 750 career receptions for 12,146 yards and 65 touchdowns, ranking as the league's leading receiver of all-time when he retired at the age of 39 in 1986. His 18 seasons played were longer than any other wide receiver in history at the time of his retirement. The Oilers originally targeted Joiner for the defensive backfield when they picked the 5-11, 180-pounder from Grambling in the fourth round of the 1969 AFL-NFL Draft. Joiner played briefly on defense and the kickoff return team but soon became established as a premier pass catcher. Joiner caught 82 of his 750 career passes as an Oiler, totaling 1,480 yards and 12 touchdowns. He paced the squad with 681 yards and seven touchdown grabs in 1971. In his fourth season in 1972, Houston sent him to the Cincinnati Bengals in a four-player swap. Four years later in 1976, he was traded to San Diego. With the Chargers, Joiner blossomed into super-stardom. He and quarterback Dan Fouts formed a lethal pass-catch team that accounted for the preponderance of his 586 receptions as a Charger. During his 11 years in San Diego, Joiner caught 50 or more passes seven times and had 70 or more receptions three seasons. Injuries cut into his playing time at the beginning, but in a 193-game span over his final 13 seasons, Joiner missed only one game. He was an All-NFL pick in 1980 and a Pro Bowl choice three times. In the 1980 AFC title game, he led the Chargers with six receptions for 130 yards and two touchdowns. Blessed with excellent speed and tantalizing moves, Joiner averaged 16.2 yards per catch and accounted for 12,146 yards and 65 touchdowns. When he was inducted into the Pro Football Hall of Fame in 1996, Joiner ranked fifth in receptions and sixth in receiving yardage on the NFL's all-time list. Joiner was once described by San Francisco 49ers coaching great Bill Walsh as "the most intelligent, the smartest, the most calculating receiver the game has ever known."

MIKE MUNCHAK
GUARD • 6'3" • 281 lbs • COLLEGE: PENN STATE
NFL SEASONS: 12 • YEARS WITH OILERS: 12 (1982-93)
HOMETOWN: SCRANTON, PA. • BORN: MARCH 5, 1960
GAMES PLAYED: 159 • HALL OF FAME INDUCTION: 2001

Mike Munchak was the eighth player overall and the first offensive lineman chosen in the 1982 National Football League draft. Selected by the Oilers, the former Penn State standout was an immediate success with the Houston club, earning the starting left guard spot in his first training camp. The 6-3, 281-pound lineman wasted little time establishing himself as one of the premier guards in the NFL. In 1984, in just his third year in the league, he was named to the first of seven All-AFC teams. That same year he received the first of nine Pro Bowl invitations. Not coincidentally, the Oilers' on-the-field successes increased as Munchak's development and experience increased. From their dismal 1-8 record in the strike-shortened 1982 season, the Oilers improved nearly every year that Munchak played. Along the way, the team advanced to the playoffs seven consecutive years (1987-1993) and captured the 1991 and 1993 AFC Central Divisional crowns. Munchak was a devastating blocker and considered the key to an offensive line that kept the Oilers at or near the top of the NFL's offensive statistical categories. In 1988 he led the Oilers' offensive line that gave up just 24 quarterback sacks which was third in the NFL. It was also the fewest sacks allowed by the team in 10 seasons. The following season the offensive line held opponents to no sacks in six games. In 1991, the Oilers offensive line finished second in the AFC and fourth in the NFL in the fewest quarterback sacks allowed. Behind the Munchak-led line, Houston led the NFL in total offense in 1990 and passing offense in 1990 and 1991. The Oilers finished second in points scored in 1990 and second in total offense in 1991. Equally effective as a run blocker, Munchak led the Oilers offensive charge in 1993 as the team finished fourth in the NFL in both average gain per rushing play (4.4) and average gain per offensive play (5.3). Although he suffered from chronic knee problems, Munchak played in 159 regular season games. His 12 seasons with the Oilers tied him for second longest in the franchise's history at the time of his retirement. He became the first player inducted into the Hall of Fame who played his entire career with the Oilers. Long-time teammate Bruce Matthews presented Munchak for induction.

ELVIN BETHEA
DEFENSIVE END • 6'2" • 260 lbs • COLLEGE: NORTH CAROLINA A&T
NFL SEASONS: 16 • YEARS WITH OILERS: 16 (1968-83)
HOMETOWN: TRENTON, N.J. • BORN: MARCH 1, 1946
GAMES PLAYED: 210 • HALL OF FAME INDUCTION: 2003

Defensive end Elvin Bethea, an eight-time Pro Bowl selection during his outstanding career with the Houston Oilers, was named to the five-man class of the 2003 Pro Football Hall of Fame that included running back Marcus Allen, guard Joe DeLamielleure, wide receiver James Lofton, and coach Hank Stram. A third-round draft pick in 1968 (77th player overall) Bethea played in 210 games over 16 seasons, never missing a game until breaking his arm on Nov. 13, 1977. He was considered a "steal" in a draft class that produced three future Hall of Fame players in Larry Csonka, Art Shell, and Ron Yary. When he retired, he held three team records relating to career service: most seasons (16), most career regular season games played (210), and most consecutive regular season games played (135). Having led the team in sacks in six seasons, Bethea's unofficial 105-career sack total still ranks first in franchise history, including his team-best 17 sacks in 1973. He recorded four sacks and a fumble recovery in his best single game performance against San Diego in 1976. He played in eight playoff games and posted 691 career tackles. Bethea also played in eight Pro Bowls (1970, 1972-1976, 1979, 1980) and earned All-Pro second-team honors in 1973, 1975, 1978, and 1979. More than just a pass rusher, Bethea was also effective against the run. Eventhough 1974 was the first year such statistics were compiled by the Oilers, his 691 career tackles, are still among the best in franchise history, even excluding the first six years of his career. "When people ask me who the best guy I ever played against was I always tell them Elvin Bethea and Lyle Alzado because both of them were complete ballplayers," said Art Shell, Hall of Fame member of the Oakland Raiders. "Elvin was one of the quickest guys I've ever been around. We always had to double-team him. There were times when I was supposed to block him when he would get by me so quick. And then Gene Upshaw was supposed to pick him up and he also got by him so quick that we would get back to the huddle and Upshaw would say, 'Did you see that?' and I'd say, 'Yeah, I saw that. He just beat the heck out of me too!' Elvin was just a great player."

WARREN MOON
QUARTERBACK • 6'3" • 212 lbs • COLLEGE: WASHINGTON
NFL SEASONS: 17 • YEARS WITH OILERS: 10 (1984-93)
HOMETOWN: LOS ANGELES, CALIF. • BORN: NOVEMBER 18, 1956
GAMES PLAYED: 208 • HALL OF FAME INDUCTION: 2006

Warren Moon, the fourth leading passer in NFL history, was inducted into the 2006 class of the Pro Football Hall of Fame. Moon played 10 years (1984-93) with the Oilers/Titans organization and holds the franchise records for passing yards (33,685) and touchdowns (196), while leading the Oilers to seven consecutive playoff appearances from 1987-93. During a 17-year NFL career, Moon played for the Houston Oilers, Minnesota Vikings, Seattle Seahawks and Kansas City Chiefs and amassed 49,325 passing yards, 291 touchdowns and 102 wins. He earned nine Pro Bowl invitations (tied for the most by a quarterback with John Elway and Dan Marino), posted nine 3,000 yard seasons, 49 300-yard games and led his team to nine playoff appearances. His eight consecutive playoff berths matched a feat accomplished by Terry Bradshaw and Joe Montana. At the time of his retirement, he held the single-season passing yardage record for three different franchises: Oilers (4,367 in 1991), Vikings (4,364 in 1994) and Seahawks (3,678 in 1997). Moon tallied many accomplishments during his Oiler career. His finest season came in 1990, throwing for 4,689 yards (363 for 584) and 33 touchdowns in only 15 games. He earned AP NFL Offensive Player of the Year for his efforts and his third of nine Pro Bowl invitations. Against Kansas City in 1990, Moon threw for 527 yards, which ranks as the second highest single-game total in NFL history (Norm Van Brocklin, 554 yards in 1951). In 1991, he surpassed the previous season's yardage total with 4,690 yards and became just the third player (Marino, Fouts) in NFL history to produce consecutive 4,000 yard passing seasons. Moon joined the Oilers and the NFL in 1984, after six seasons in the Canadian Football League, where he led his team to five Grey Cups (League Champions). In the CFL, Moon threw for 21,228 yards and 144 touchdowns. Moon was driven to play in the CFL after drawing little interest from the NFL as a starting quarterback following his senior season at the University of Washington. Moon became the first African-American quarterback to be inducted into the Pro Football Hall of Fame and his legacy as a minority quarterback cannot be underestimated. At the time of his arrival in the NFL only two black quarterbacks had been significant starters for their NFL teams (Shack Harris, Rams; Doug Williams, Tampa Bay).

BRUCE MATTHEWS
GUARD/TACKLE/CENTER • 6'5" • 305 lbs • COLLEGE: USC
NFL SEASONS: 19 • YEARS WITH OILERS: 19 (1983-2001)
HOMETOWN: ARCADIA, CALIF. • BORN: AUGUST 8, 1961
GAMES PLAYED: 296 • HALL OF FAME INDUCTION: 2007

Arguably one of the best offensive linemen to ever play the game, Bruce Matthews became the first Tennessee Titan to be inducted into the Pro Football Hall of Fame. At the time of his retirement, Matthews played in more NFL games (296) than any non-kicker in the league's history. Longevity and durability were his hallmarks, but that coupled with his unparalleled play, earning a league record 14 consecutive Pro Bowl (9 at guard and 6 at center) selections (tied with Merlin Olsen) and seven times named AP All-Pro, made him one of the all-time greats. He rose to the challenges presented to him in starting at every position on the offensive line during his NFL career (87 C, 99 LG, 67 RG, 22 RT, 17 LT). He becomes the first Hall of Fame offensive lineman to play significant time

at all five offensive line positions. A constant for the Oilers/Titans franchise, Matthews started in a team record 229 consecutive games (streak started at Indianapolis, Nov. 29, 1987) and never missed a game because of injury. His 19 seasons also are a team record and he ranks second in NFL history for years with one team behind Jackie Slater, who spent 20 seasons with the Rams. Matthews and G Randall McDaniel (Vikings) were the only two NFL players to play in every game during the decade of the 90's. Matthews was a part of nearly one-half of the franchise's first 42-years of history and helped the team win 146 games, make the playoffs nine times, earn the only three AFC Central titles in team history, earn an AFC Championship and the franchise's only Super Bowl appearance. He blocked for 15 quarterbacks and 27 running backs, including five different 1,000-yard rushers (Earl Campbell, Mike Rozier, Lorenzo White, Gary Brown and Eddie George). During his career, he played in offenses that produced nine 1,000-yard rushing seasons and eight 3,000-yard passers. Additionally, he played in 42 different stadiums during his NFL career. During his career, Matthews blocked on a line that helped produce 65 100-yard rushing performances and 48 300-yard passing performances. Originally drafted by the Houston Oilers in the first round (ninth overall) of the 1983 NFL Draft, Matthews earned All-America honors at the University of Southern California. Matthews and his brother, Clay, each played 19 NFL seasons and the duo set an NFL record for games played by a pair of brothers with 574 games. Clay Matthews played in 278 games during his NFL career. Matthews had his number 74 jersey retired by the team and was inducted into the organization's Hall of Fame during a December, 2002 ceremony. Matthews joined a 2007 Hall of Fame class that included Dallas Cowboys WR Michael Irvin, Buffalo Bills RB Thurman Thomas, Detroit Lions TE Charlie Sanders, Cleveland Browns G Gene Hickerson, and St. Louis CB Roger Wehrli.

CURLEY CULP

DEFENSIVE TACKLE • 6'2" • 265 lbs • COLLEGE: ARIZONA STATE
NFL SEASONS: 14 • YEARS WITH OILERS: 7 (1974-1980)
HOMETOWN: YUMA, ARIZ. • BORN: MARCH 10, 1946
GAMES PLAYED: 179 • HALL OF FAME INDUCTION: 2013

Curley Culp was voted into the Pro Football Hall of Fame in 2013. A six-time Pro Bowl selection, Culp played in 179 games during his NFL career with the Kansas City Chiefs (1968-1974), Houston Oilers (1974-1980) and Detroit Lions (1980-81). He was considered the prototypical nose tackle and helped pioneer the 3-4 defense. Hailing from Arizona State, where he was an All-American in both football and wrestling, Culp was selected in the second round of the 1968 NFL Draft by the Denver Broncos, who intended to use him as an offensive guard. However, his brief stint in Denver ended when he was traded to the Chiefs, who inserted him permanently on the defensive side. In 1969, the Chiefs won Super Bowl IV, and Culp was an instrumental member of one of the league's top defenses. He helped the Chiefs defeat the Oakland Raiders in the AFL Championship Game and the Minnesota Vikings in the Super Bowl. In 1974, during his seventh campaign in Kansas City, Culp was traded to the Oilers along with a first-round draft pick (used to select Robert Brazile) in exchange for John Matuszak. The move paid almost immediate dividends for the Oilers, who previously suffered through 1-13 records in both 1972 and 1973. In 1975, Culp's first full season in Houston, he helped the Oilers to a record of 10-4, the first winning mark for the club in eight years. With Culp anchoring the defense, the Oilers finished with the AFC's top-ranked run defense (third in the NFL). Individually, Culp produced arguably the finest season of his career, recording 11.5 sacks and earning NFL Defensive Player honors by the Newspaper Enterprise Association. Culp continued as a leader of the Oilers defense that culminated in back-to-back appearances in the AFC championship games in 1978 and 1979. He was named to one AFL All-Star Game and five Pro Bowls during his career. Culp also was picked as a first-team All-Pro in 1975 and a second-team selection in 1971, 1977, 1978, and 1979. He was selected first- or second-team All-AFC five times. "Curley Culp was perhaps the strongest man I ever lined up against," said Raiders Hall of Fame center Jim Otto. Culp used his strong wrestling background to create havoc for opposing guards and centers. He was the 1968 NCAA heavyweight wrestling champion and was named to the U.S. Olympic wrestling team that year. Culp joined a 2013 Hall of Fame class that included offensive linemen Larry Allen and Jonathan Ogden, wide receiver Cris Carter, coach Bill Parcells, linebacker Dave Robinson and defensive lineman Warren Sapp.

ROBERT BRAZILE

LINEBACKER • 6'4" • 241 lbs • COLLEGE: JACKSON STATE
NFL SEASONS: 10 • YEARS WITH OILERS: 10 (1975-84)
HOMETOWN: MOBILE, ALA. • BORN: FEB. 7, 1953
GAMES PLAYED: 147 • HALL OF FAME INDUCTION: 2018

Robert Brazile was voted into the Pro Football Hall of Fame in 2018. As a rookie in 1975, he made an instant impact as he helped Houston notch the franchise's first winning season in eight years with a 10-4 record. He went on to win Defensive Rookie of the Year in 1975. With his speed, strength, tackling and coverage ability, Brazile helped revolutionize the outside linebacker position in a 3-4 defense. Nicknamed 'Dr. Doom,' Brazile started all 147 regular season games during his career and made seven postseason starts, including back-to-back AFC Championship Games (1978-79). He recorded nine tackles and one fumble recovery in the 1978 AFC Championship game. He was elected to seven career Pro Bowls and named All-Pro for five consecutive seasons (1976-80). Brazile registered a career-best 185 tackles in 1978 on his way to helping the Oilers secure three consecutive 10-win seasons and three consecutive playoff berths (1987-80). His career statistics include 13 interceptions, 14 fumble recoveries and 6.5 sacks in both 1976 and 1980. Brazile was named to the NFL's All-Decade Team of the 1970s.

KEVIN MAWAE

CENTER • 6'4" • 289 lbs • COLLEGE: LOUISIANA STATE
NFL SEASONS: 16 • YEARS WITH TITANS: 4 (2005-09)
HOMETOWN: LEEVILLE, LA. • BORN: JAN. 23, 1971
GAMES PLAYED: 241 • HALL OF FAME INDUCTION: 2019

Kevin Mawae was elected to the Pro Football Hall of Fame Class of 2019 and became the first established Titan without connections to the Houston Oilers to receive the honor. He played four seasons (2006-09) in Tennessee. Mawae entered the NFL as a second-round pick of the Seattle Seahawks in the 1994 NFL Draft. He began his career at right guard before being moved to center at the start of the 1996 season and remained at that position for the rest of his NFL career. After four seasons (1994-97) in the Northwest, the Louisiana State product signed a free agent deal with the New York Jets in 1998. In his first season in New York, Mawae helped running back Curtis Martin rush for a Jets franchise record eight 100-yard rushing games en route to 1,287-yard season. In 1999, he was named to his first of eight Pro Bowls and paved the way for Martin's then franchise-record 1,464 rushing yards. The 6-foot-4-inch, 289-pounder played in an astounding 177 consecutive games before a serious triceps injury ended his 2005 campaign after six games. Mawae signed a free agent deal with the Titans in 2006. In his first season with Tennessee, he made an immediate impact and was a part of an offense that ranked third in the AFC and fifth in the NFL in rushing with 2,214 yards. Three seasons later, he helped Chris Johnson amass a franchise-best 2,006 rushing yards, becoming just the sixth player all-time to accomplish the feat. In 241 career games over 16 seasons, Mawae was extremely durable and known for his toughness in the trenches. He was a first-team, all-decade center for the 2000s and blocked for a 1,000-yard rusher in 13 of his 16 seasons. Running backs Chris Warren (1,545 yards in 1994), Martin (1,697 in 2004), LenDale White (1,110 in 2007) and Johnson (2,006 in 2009) had the highest season rushing totals of their careers with Mawae on the line. He played 90 games in which there was a 100-yard rusher, the most by any offensive lineman in NFL history.

RETIRED JERSEY NUMBERS

In the history of the Oilers/Titans franchise, only eight players have had the distinction of having their jersey number retired — **Jim Norton** (No. 43), **Elvin Bethea** (No. 65), **Earl Campbell** (No. 34), **Mike Munchak** (No. 63), **Bruce Matthews** (No. 74), **Warren Moon** (No. 1), **Eddie George** (No. 27) and **Steve McNair** (No. 9).

43

Jim Norton played nine seasons for the Oilers (1960-68) as a safety and as a punter, establishing team records at both positions. As a rookie from the University of Idaho, Norton was a member of the Oilers' 1960 AFL Championship team. A four-time league all-star, he holds the club record for most interceptions in a career with 45. Also an accomplished punter, Norton was tops in club history with 519 career punts for a 42.3-yard career average and a long kick of 79 yards (11/22/64 vs. Kansas City).

65

Elvin Bethea joined the Oilers in 1968 after an outstanding career at North Carolina A&T. He started at defensive end in the 1968 season opener and didn't miss a game until breaking his arm in November 1977. That streak of 135 consecutive games played stands third in team history. An eight-time Pro Bowler (1970, 1972-76, 1978-80), Bethea ranks second for most seasons played (16, 1968-83), while his 210 games played (1968-83) also stands second behind Bruce Matthews. Bethea led the team in sacks six times, including a career-best mark of 17 in 1973. The Oilers honored him with an "Elvin Bethea Appreciation Night" on Aug. 4, 1983. He became the sixth player in franchise history to be inducted into the Pro Football Hall of Fame on Aug. 3, 2003.

34

Earl Campbell, the franchise's third leading rusher and a member of the Pro Football Hall of Fame, was honored by having his number retired at ceremonies on Aug. 13, 1987. He set a single-season club record with a league-leading 1,450 yards his rookie season. Campbell followed that performance with 1,697 yards in 1979 and an astounding 1,934 yards in 1980. Both those totals led the NFL and the latter was second only to O.J. Simpson's 2,003 yards in 1973. Campbell was selected to five Pro Bowls (1978-81, 1983) and retired as the NFL's seventh all-time leading rusher (9,407). He ranks third in franchise history in career rushing yards (8,574) and attempts (1,979), second in touchdown runs (73) and first in most consecutive games with a rushing touchdown (5).

63

Mike Munchak joined the Oilers as a first-round draft pick in 1982 out of Penn State. He was the first offensive lineman selected in the draft and the eighth overall selection. Munchak won the starting left guard position as a rookie and went on to play in 12 campaigns (1982-93) and 159 games (156 starts) for the Oilers. He is tied for third on the team's all-time list for seasons played and ranks fifth in games played. Munchak became a fixture on an offensive line that helped the Oilers to seven consecutive playoff appearances (1987-93). One of the premier guards in the National Football League, Munchak was selected to NFL's "Team of the Decade" for the 1980s and was chosen in 1989 to Oilers' 30th Anniversary "Dream Team." He ranks second in club annals with nine Pro Bowl selections, seven as a starter. Munchak announced his retirement on July 21, 1994, and on the same day, K.S. "Bud" Adams, Jr,. announced that jersey No. 63 would be retired on "Mike Munchak Appreciation Day" on Nov. 6, 1994.

74

Bruce Matthews played in more games (296) than any non-kicker in NFL history. Longevity and durability were his hallmark. And that, coupled with his unparalleled play, in which he tied a league record with 14 Pro Bowl selections (tied with Merlin Olsen) and earned All-Pro honors six times, made him one of the all-time greats. He rose to the challenges presented to him in playing every position on the offensive line during his NFL career (87 at center, 99 at left guard, 67 at right guard, 22 at right tackle, and 17 at left tackle). His number was retired during a halftime ceremony in Nashville on Dec. 8, 2002.

1

Warren Moon, the fourth leading passer in NFL history at the time his number was retired, played 10 years (1984-93) with the organization and holds the franchise records for passing yards (33,685) and touchdowns (196), while leading the Oilers to seven consecutive playoff appearances from 1987-93. Moon's finest season came in 1990, throwing for 4,689 yards (363-for-584) and 33 touchdowns in only 15 games and becoming the third player in NFL history to produce consecutive 4,000-yard passing seasons. He earned AP NFL Offensive Player of the Year for his efforts and his third Pro Bowl berth. His jersey was retired in a halftime ceremony in Nashville on Oct. 1, 2006.

27

Eddie George became the organization's all-time leading rusher as well as its all-time scrimmage yards leader in eight seasons with the team. His 10,009 rushing yards from 1996–2003 ranked second in the NFL (Curtis Martin), while his 12,153 scrimmage yards in the same time frame were third (Marshall Faulk, Martin). His accolades included four Pro Bowl selections (1997–2000), AP All-Pro honors (2000) and the AP Rookie of the Year Award (1996). George also set franchise standards for career rushing attempts (2,733), career touchdowns (74), 1,000-yard rushing seasons (seven), seasons as the team's leading rusher (eight) and career playoff rushing yards (776). During his time with the Titans he amassed 36 100-yard rushing performances (second to Earl Campbell's 39), resulting in a 30-6 record in those contests. He established an NFL mark with 130 consecutive starts by a running back to begin a career—a total which ranked second in NFL history for consecutive starts by a running back at any point. His jersey was retired in a halftime ceremony in Nashville on Sept. 15, 2019.

9

Steve McNair played 11 seasons with the organization (1995–2005), becoming its second all-time leading passer (27,141 yards) and recording the most wins as a starting quarterback (76). At the time his jersey was retired, he trailed only Warren Moon on the franchise's all-time passing yards list and also ranked second for the organization in completions (2,305), completion percentage (59.5) and passer rating (83.3). He ranked third in touchdown passes (156). His 3,439 rushing yards and 36 touchdown runs were the most in team history by a quarterback. McNair earned three of his four career Pro Bowl berths with the Titans (2000, 2003 and 2005), and in 2003, he shared Associated Press NFL Most Valuable Player honors with Peyton Manning after leading the league with a 100.4 rating. He became the first African-American quarterback to win MVP honors. McNair was the third player in the history of the NFL to pass for 30,000 yards and rushed for 3,500 yards, along with Fran Tarkenton and Steve Young. Only Brett Favre and Manning started more combined NFL regular season and postseason games than McNair (134) from the time he became a full-time starter in 1997 through 2005. He was selected with the third overall draft pick in 1995. His jersey was retired in a halftime ceremony in Nashville on Sept. 15, 2019.

OILERS LOGO HISTORY

The original Oilers helmet, circa 1960, was blue with a white stripe down the middle. The oil derrick logo was also white. Although the derrick itself remained, many subtle changes were made to the helmets over the years. In 1964, two red stripes were added to the white striping on top of the helmet. Two years later, the helmet color was changed to silver with red and blue striping. The derrick, meanwhile, was changed to blue with a red outline and white background. In 1972, the helmet color was switched back to blue with red and white striping, while the derrick was changed to white with a red outline. Three years later, the helmet color was changed to its familiar white with red and blue striping. The derrick was then switched to blue with a red outline. The helmets boasted a gray facemask. In 1981, the facemask was switched to red. In 1997, the Oilers added the Tennessee logo to the back of their helmet upon their relocation to Nashville. In 1999, the franchise unveiled a new logo as the team was renamed the Tennessee Titans.

The original Houston Oilers helmet from 1960-65 was blue with a white stripe down the middle.

HELMET HISTORY

1960-1965, 1994 Throwback Games
(Red stripe added in 1964)

1966-1970

1971
(Additional silver stripe was used for some games; gap between the blue and red stripe pictured)

1972-1974

1975-1980

1981-1998

1999-2017

2018-present

STADIUM HISTORY

JEPPESEN STADIUM — Houston



Years Played 1960-64
Record 26-11
First Game. . . . . 9/18/60 — Oilers 38, Los Angeles Chargers 28 (20,156)
Last Game . . . . . 12/20/64 — Oilers 34, Denver 15 (15,839)
Highlights: Oilers capture inaugural AFL Championship with a 24-16 win over the San Diego Chargers at Jeppesen Stadium (1/1/61)...Oilers defend that title the following year with a 10-3 win at San Diego...Jeppesen record crowd of 37,981 watches Dallas nip Oilers 20-17 in overtime in the 1962 AFL Championship Game (12/23/62).

RICE STADIUM — Houston

Years Played 1965-67
Record 11-10
First Game. . . . . 9/12/65 — Oilers 27, New York Jets 21 (52,680)
Last Game . . . . . 12/16/67 — Oilers 24, San Diego 17 (19,870)
Highlights: Oilers wallop Denver 45-7 (9/3/66), setting an AFL record by not allowing a Broncos first down...after four straight losing seasons, Oilers clinch Eastern Division title with 24-17 win over Chargers (12/17/67)...in 1967, Oilers become first team to go from last in the division to first in one season.

ASTRODOME — Houston

Years Played 1968-96
Record . . . . . 113-103-2 (regular season), 3-2 (playoffs)
First Game. . . . . 9/9/68 — Kansas City 26, Oilers 21 (45,083)
Last Game . . . . . 12/15/96 — Cincinnati 21, Oilers 13 (15,131)
Highlights: Astrodome was the first domed stadium in the NFL...Oilers 3-2 in playoff games at Astrodome...Oilers appeared in 16 "Monday Night Football" telecasts, going 10-6...in 1980 season finale against Minnesota (12/21/80), Earl Campbell sets NFL record with his fourth 200-yard rushing game of the season... Campbell finishes with 1,934 yards, then the second-highest total in league history...Oilers set team record for points in a game with 58-14 drubbing of Cleveland (12/9/90)...Oilers beat Steelers 31-6 to win first-ever undisputed AFC Central Division title (12/8/91)...Oilers win club-record 11th consecutive game with 24-0 win over the New York Jets (1/2/94)...three former Oilers — Elvin Bethea (No. 65), Campbell (No. 34) and Mike Munchak (No. 63) — have their numbers retired.

LIBERTY BOWL — Memphis

Year Played 1997
Record 6-2
First Game. . . . . 8/31/97 — Oilers 24, Oakland 21, OT (30,171)
Last Game . . . . . 12/21/97 — Oilers 16, Pittsburgh 6 (50,677)
Highlights: The Oilers played their first season in Tennessee at the Liberty Bowl in Memphis...Eddie George ties a franchise record with 216 yards rushing as the Tennessee Oilers win their inaugural game in Tennessee, a 24-21 overtime win over Oakland in Memphis...Oilers close out season with 16-6 win over division-winner Pittsburgh.

DUDLEY FIELD (VANDERBILT STADIUM) — Nashville

Year Played……1998
Record……3-5
First Game……9/13/98 — San Diego 13, Oilers 7 (41,089)
Last Game……12/26/98 — Minnesota 26, Oilers 16 (41,121)
Highlights: Frank Wycheck catches pass from Steve McNair to score club's first touchdown in Nashville (9/13)…Oilers pummel Cincinnati 44-14 for first win in Nashville (10/18)…Al Del Greco kicks game-winning field goal to secure season sweep of Pittsburgh (11/15).

NISSAN STADIUM — Nashville

Years Played 1999-Present
Record . . . . . 116-94 (regular season), 2-4 (playoffs)
First Game. . . . . 9/12/99 — Tennessee 36, Cincinnati 35 (65,272)
Highlights: At Nissan Stadium, the Tennessee Titans have recorded a 118-98 home record (combined regular season and playoffs through 2025), including an undefeated 9-0 home mark in 1999. Adelphia Coliseum, as the stadium was first named, opened its doors in the national spotlight with a preseason victory over the Atlanta Falcons on Aug. 27, 1999. Tennessee opened the regular season with a come-from-behind 36-35 victory over Cincinnati. But the most memorable victory of the season came in a 22-16 Wild Card victory over Buffalo on Jan. 8, 2000. In that game, Kevin Dyson fielded a lateral pass from Frank Wycheck with 16 seconds left and raced 75 yards down the sideline for the winning score. That play, which propelled Tennessee into an AFC Divisional showdown at Indianapolis the following week, was immediately dubbed "The Music City Miracle" and will go down as one of the most memorable moments in NFL history. The Titans won 12 consecutive games to open their new stadium, breaking the NFL record. The Coliseum's name was changed to LP Field in 2006. On June 25, 2015, Nissan and the Titans announced a 20-year stadium naming rights agreement.

1997

January 1 – The team promotes linebackers coach Gregg Williams to defensive coordinator.
January 3 – After relieving Jerry Rhome of his duties, the Oilers make wide receivers coach Les Steckel the team's offensive coordinator/quarterbacks coach.
February 24 – Oilers trade QB Chris Chandler to the Atlanta Falcons for two 1997 draft choices (4th and 6th).
May 3 – City of Nashville holds ground-breaking ceremonies for the team's downtown stadium.
May 8 – After formulating an agreement earlier with Harris County (Houston), K.S. "Bud" Adams, Jr. and Astrodome USA owner Drayton McLane, Jr. reach a settlement for the final year of Oilers' lease at the Astrodome. Under appointed mediator Alice Oliver Parrott, the two sides clear the biggest step in the team's ability to play games in Tennessee for the 1997 season.
June 5 – Oilers reach agreement with Memphis Sports Authority, clearing the way for the team to play its games in the Liberty Bowl.
June 12 – Oilers hold press conference in Nashville to formally announce the club's intention to play the 1997 season in Tennessee, and introduce an inaugural patch and logo which merges the Oilers traditional "Oil derrick" with the Tennessee state flag.
July 18 – Oilers players report to Tennessee State University for their first training camp in the state of Tennessee. Also, Oilers sign DE Kenny Holmes, 1997 first-round selection, to a four-year contract.
July 19 – Oilers sign GM Floyd Reese to a four-year extension running through 2001 season.
August 2 – Oilers play first preseason game of 1997 season at Liberty Bowl in Memphis, falling to the New Orleans Saints 21-12.
August 9 – Oilers play their first ever game at Vanderbilt Stadium, an 18-12 preseason loss to Washington.
August 15 – Oilers move into their temporary training facility in Bellevue.
August 23 – Oilers promote Don MacLachlan to Executive Vice President of Marketing, Broadcasting, and Ticketing.
August 27 – Oilers sign free agent SS Blaine Bishop.
August 31 – Oilers open their inaugural season in the state of Tennessee with a 24-21 overtime win over the Oakland Raiders at Liberty Bowl. RB Eddie George ties Billy Cannon's franchise record for rushing yards in a game with 216 yards on 35 carries. With the game-winning field goal in overtime, K Al Del Greco becomes the Oilers all-time points leader, surpassing George Blanda's total of 596 points.
October 27 – In their first-ever trip to Arizona, the Oilers defeat the Cardinals 41-14.
November 27 – Oilers defeat Dallas 27-14 on Thanksgiving Day in front of a national-television audience. It marked the first regular season game in Texas for the Oilers since their move to Tennessee.
December 11 – G Bruce Matthews, RB Eddie George, and SS Blaine Bishop are selected to the Pro Bowl. Matthews extends the mark for consecutive selections (10) and surpasses G Mike Munchak for most overall selections (9).
December 14 – Oilers fall to the Baltimore Ravens 21-19 in the final game at Baltimore's Memorial Stadium. It marked the second time the Oilers closed the stadium, because on Dec. 18, 1983, the Oilers played at the Baltimore Colts in what would be their final game in Baltimore.
December 21 – Oilers close their inaugural season in Tennessee with an 8-8 record after a 16-6 win over Pittsburgh in Memphis.

1998

February 14 – Oilers agree to terms with free agent WR Yancey Thigpen from Pittsburgh.
February 19 – Oilers agree to terms with free agent P/K Craig Hentrich from Green Bay.
February 24 – Oilers reach agreement with Shelby County Sports Authority and Memphis Park Commission to be released from the final year of their lease at the Liberty Bowl.
March 4 – Oilers and Vanderbilt University reach tentative agreement for the Oilers to play at Vanderbilt Stadium for the 1998 season.
March 11 – Oilers agree to terms with free agent TE Jackie Harris from Tampa Bay.

HOUSTON OILERS TO TENNESSEE TITANS

After trying unsuccessfully for many years to construct a deal with the city of Houston for a new football or multi-use stadium, Oilers owner K.S. "Bud" Adams, Jr. decided that moving his franchise to another city might be the only solution left to keep the team financially competitive. In the spring of 1995, research was completed and several cities were identified as desirable for relocation and at the top of the list was Nashville, Tenn.

In the summer of 1995, Adams contacted Nashville's mayor, Phil Bredesen, to see if the city would be interested in having the team relocate to the region. A 70-day exclusive negotiating period was agreed to and in November the two had signed a relocation agreement that would bring the Oilers to Nashville. In April of 1996, the NFL approved the team's relocation and on May 7th, the voters of Davidson County approved a referendum on using public funding for the new downtown stadium.

Dec. 15, 1996 would mark the Oilers final home game at the Astrodome in Houston – a 21-13 loss to Cincinnati in front of 15,131 fans. In May of 1997, the team reached a settlement with the Astrodome that let them escape the final year of the contract and allowing the team to play the 1997 season in Tennessee.

With the new stadium in Nashville still two years from completion, the team decided to play at Memphis' Liberty Bowl until the stadium was complete. The Tennessee Oilers opened their inaugural season in the state of Tennessee with a 24-21 overtime win over the Oakland Raiders at the Liberty Bowl in front only 30,000 fans.

The Oilers struggled with low attendance throughout the 1997 season and by March of 1998, the Oilers reached an agreement to play the 1998 season at Vanderbilt Stadium in Nashville. Crowds at Vanderbilt Stadium were an improvement from the previous year, but the team could only muster a 3-5 home mark. During the 1998 season, Adams announced the Oilers name would be retired and the team would be renamed the Titans as they entered their new stadium for the 1999 season.

In April of 1999, the team unveiled their new Titans uniforms and in August the team played its first game at Nissan Stadium (named Adelphia Coliseum at the time. The 1999 season ended with the franchise's first Super Bowl berth in the team's 40-year history. A total of 20 players endured the entire odyssey of playing in Houston in 1996, Memphis in 1997, Vanderbilt in 1998 and LP Field in 1999.

Bud Adams presents Nashville Mayor Phil Bredesen with an official team jersey.

April 16 – A tornado rips through Nashville, damaging three cranes and 10 portable trailers at the Oilers East Bank Stadium construction site.
April 18 – In the franchise's first draft as the Tennessee Oilers, the club selects WR Kevin Dyson from Utah with its first-round selection (16th overall) in the NFL Draft.
April 23 – Oilers finalize deal to play at Vanderbilt Stadium for the 1998 season.
May 15 – Oilers finalize deal to acquire land in MetroCenter for a permanent practice facility to be finished in the summer of 1999.
May 28 – Oilers reach agreement with Tennessee State University to hold the Oilers 1998 Training Camp on TSU's campus. It marks the first time in club history that the Oilers have had consecutive training camps outside the state of Texas.
July 29 – Owner K.S. "Bud" Adams, Jr., listens to the Tennesssee fans and announces that he will change the name of the team. An advisory council is later formed to research names and a "Guess the Name" contest is introduced to fans to gain additional feedback.
Oct. 18 – Oilers win first home game in Nashville, a 44-14 victory over Cincinnati.
Oct. 29 – Former Oiler and nine-time Pro Bowl Guard Mike Munchak is announced among 76 nominees for the Pro Football Hall of Fame.
Sept. 12 – Oilers play first regular season home game in Nashville vs. San Diego Chargers.
Nov. 4 – First Oilers coach, Lou Rymkus, passes away at 78.
Nov. 14 – Oilers owner K.S. "Bud" Adams, Jr., announces that the Oilers will become the "Tennessee Titans" beginning in 1999. "We wanted a new nickname to reflect strength, leadership and other heroic qualities," Adams said.
Dec. 22 – Oilers owner K.S. "Bud" Adams, Jr., unveils new Tennessee Titans logo and colors, featuring the fire of the Titans and exemplifying power, strength, knowledge and excellence. "I feel we have developed a logo that fans throughout the state of Tennessee and around the country will embrace for years to come," Adams said.
Dec. 26 – Oilers era comes to end against Minnesota Vikings.

1999

January 1 – G Bruce Matthews and P Craig Hentrich earn All-Pro honors.
February 8 – G Bruce Matthews, P Craig Hentrich, RB Eddie George & TE Frank Wycheck represent AFC in Pro Bowl.
February 26 – Steve Walters (WR's) and Jim Washburn (DL) added to coaching staff.
April 13 – Titans unveil new uniforms and helmets before packed crowd at the new stadium.
April 17 – Titans make Florida DE Jevon Kearse their first selection in the 1999 NFL Draft.
May 3 – Veteran players tour stadium and practice facilty. Mr. Adams presents pair of tickets to each stadium worker in appreciation of their hard work.
May 3 – George Henshaw promoted to Assistant Head Coach/Running game. Jim Schwartz added to staff as Defensive Assistant/Quality Control Coach.
May 8 – Final auditions determine first ever Titans cheerleading squad.
May 13 – 11-time Pro Bowl offensive lineman Bruce Matthews re-signs with team.
May 14 – Stadium lights turned on for 100-hour test.
May 17 – Titans announce that 1999 training camp will be held at Baptist Sports Park in Bellevue.
May 18 – Stadium sod is laid down.
July 8 – Adelphia Coliseum name and logo are unveiled at a downtown ceremony.
July 23 – Titans name former Minnesota Senior Vice President Jeff Diamond President and Chief Operating Officer, and agree to terms with former Pittsburgh Pro Bowl quarterback Neil O'Donnell.
July 27 – The Titans sign their first-round draft selection, Florida DE Jevon Kearse, to a multi-year contract.
August 15 – The Tennessee franchise plays its first preseason game under the name Titans, a 22-20 loss at Kansas City. The game is the first in franchise history played in a uniform other than the Oilers.

Eddie George, Frank Wycheck, Craig Hentrich and Blaine Bishop model the Titans' new uniforms in 1999.

HOME SWEET HOME

The newly-named Tennessee Titans opened their new stadium, Adelphia Coliseum (eventually to be named Nissan Stadium) with the regular season opener on Sept. 12, 1999 against the Cincinnati Bengals. The back and forth game would end with the Titans hanging on for a 36-35 win. The win would start a historic streak of 12 consecutive wins to open the new stadium. The 12 consecutive wins were the most in the modern era for a new stadium (Texas Stadium, 9 wins in 1971) and one short of the all-time record by the Buffalo Americans in 1920. The Titans first loss in their new home would come against the Baltimore Ravens on Nov. 12, 2000. The winning streak actually began in the spring of 1998, when a devastating tornado ripped through Nashville, but only gave a glancing blow to the under construction stadium and sparing it from destruction.

August 27 – Titans defeat Atlanta, 17-3, in the first preseason game at Adelphia Coliseum.
September 2 – Owner K.S. "Bud" Adams, Jr. and his wife, Nancy, announce the creation of the Tennessee Titans Foundation, an organization established to serve the charitable interests of the state of Tennessee by providing financial support and other resources to non-profit organizations, enriching and strengthening communities throughout the state. Adams donates $500,000 to start the foundation.
September 5 – Cornerback Darryll Lewis, the team leader in interceptions in each of the past five seasons, is released.
September 12 – Al Del Greco kicks a 33-yard field goal to lift the Titans to a 36-35 win over Cincinnati in the first regular season game and victory at Adelphia Coliseum. The win, in front of 65,272 fans, is the team's first as the Titans, and quarterback Steve McNair passes for a career-high 341 yards in the victory.
September 26 – The team wins its first road contest as the Titans, a 20-19 victory at Jacksonville sealed by a Samari Rolle interception in the end zone with under a minute remaining.
October 31 – Steve McNair returns after missing five games because of a back injury to lead the Titans to defeat the previously-unbeaten St. Louis Rams, 24-21 at Adelphia Coliseum. McNair is named Miller Lite NFL Player of the Week for his performance in the victory.
December 19 - Tennessee clinches the franchise's first playoff berth since 1993 with a 30-17 win over Atlanta at Adelphia Coliseum.
December 22 – G Bruce Matthews, RB Eddie George, DE Jevon Kearse and TE Frank Wycheck are named to the AFC team for the Pro Bowl. Matthews extends his franchise records for consecutive and overall selections (12), and Kearse becomes the first rookie defensive end selected to the Pro Bowl in AFC history and the first in the NFL since 1978.
December 26 – Tennessee defeats Jacksonville for the fourth consecutive time, a 41-14 victory in which Steve McNair throws five touchdown passes. McNair earns his first AFC Offensive Player of the Week and his second

Miller Lite NFL Player of the Week honor this season for his efforts. The win completes the first unbeaten home regular season in club history.

2000

Kevin Dyson races down the sideline in the Music City Miracle.

January 8 – In a play known as the "Music City Miracle," Kevin Dyson returns a Frank Wycheck lateral on a kickoff return 75 yards for a touchdown, lifting the Titans to a 22-16 victory in the AFC Wild Card playoff game over the Buffalo Bills. The improbable play, which occurred with just 16 seconds remaining in the game, gives the franchise its first playoff win in Tennessee in addition to its first since 1993.

January 16 – Eddie George rushes for 162 yards, including a 68-yard touchdown run, as the Titans defeat the Indianapolis Colts, 19-16, in an AFC Divisional Playoff game at the RCA Dome.

January 23 – The Titans beat Jacksonville for the third time of the season and fifth consecutive time, using 23 second-half points en route to a 33-14 win at Alltel Stadium in Jacksonville. Steve McNair runs for two touchdowns and Derrick Mason returns a kickoff 80 yards in the win. The win sends Tennessee to its first Super Bowl in franchise history and its first AFC/AFL Championship since 1961.

January 30 – The Titans fall short in their quest to win Super Bowl XXXIV, as Kevin Dyson is stopped one yard short of the end zone on the final play of the game in a 23-16 St. Louis Rams victory.

February 16 – The Titans sign unrestricted free agents LB Randall Godfrey (Dallas) and T Fred Miller (St. Louis).

March 7 – Mike Heimerdinger is named offensive coordinator, replacing Les Steckel.

March 13 – Craig Johnson (quality control/offense) and Ronnie Vinklarek (quality control/defense) are added to the coaching staff, while Jim Schwartz is promoted to linebackers coach.

June 15 – The Titans extend the contract of Head Coach Jeff Fisher and expand his title to Executive Vice President.

July 19 – The Titans extend the contract of RB Eddie George.

August 14 – The Titans host Monday Night Football for the first time since moving to Tennessee. A sell-out crowd of 68,072 at Adelphia Coliseum watch the Titans defeat St. Louis, 30-3, in a preseason Super Bowl XXXIV rematch.

October 16 – The Titans host their first regular season Monday Night Football game at Adelphia Coliseum, a 27-13 victory over the Jacksonville Jaguars.

November 12 – Tennessee's NFL record of 12 consecutive victories to open a new stadium ends in a 24-23 loss to the Baltimore Ravens.

December 14 – S Blaine Bishop, RB Eddie George, T Brad Hopkins, DE Jevon Kearse, KR Derrick Mason, G Bruce Matthews, CB Samari Rolle and TE Frank Wycheck are named to the AFC team for the Pro Bowl. QB Steve McNair is added as an alternate, giving the Titans nine players on the Pro Bowl roster, the most for the franchise since nine players were selected in 1992.

December 17 – At Cleveland, Bruce Matthews passes brother Clay on NFL games played list at 279 games. Both are honored in pre-game ceremony.

December 25 – The Titans clinch the AFC Central Division Championship with a 31-0 victory against the Dallas Cowboys, earning a 13-3 record for the second-consecutive season and home-field advantage throughout the playoffs. The defensive unit finishes the season ranked first overall in the NFL.

2001

January 7 – Baltimore defeats the Titans, 24-10, in an AFC Divisional Playoff game at Adelphia Coliseum.

February 1 – Defensive coordinator Gregg Williams is hired as head coach of the Buffalo Bills.

February 2 – Jim Schwartz is promoted to defensive coordinator.

February 6 – Gunther Cunningham, former Kansas City Chiefs head coach, is named assistant head coach defense/linebackers.

March 2 – The Titans re-sign unrestricted free agent WR/KR Derrick Mason, who set an NFL record in 2000 with 2,690 all-purpose yards.

March 7 – The Titans agree to terms with unrestricted free agent K Joe Nedney from the Carolina Panthers.

March 28 – The Titans agree to trade their first pick (29th overall) in the 2001 NFL Draft to the St. Louis Rams for defensive end Kevin Carter.

May 22 – The NFL announces its plans to realign divisions beginning in 2002, placing the Titans in the new AFC South with the Jacksonville Jaguars, Indianapolis Colts and expansion Houston Texans.

August 4 – Mike Munchak, Titans offensive line coach and former Houston Oilers guard, is inducted in the Pro Football Hall of Fame after being selected for enshrinement on Jan. 27.

September 25 – Former Nashville Kats (Arena Football League) Head Coach Pat Sperduto is hired as director of arena football league operations.

October 7 – Starting at center in Baltimore, Bruce Matthews plays in his 283rd NFL game and surpasses Jim Marshall for first place on league's all-time list for games played among non-kickers.

December 30 – Eddie George records a season-high 130 yards rushing against Cleveland, marking the 30th 100-yard game of his career. Additionally, George becomes the first RB in franchise history to post 200 career pass receptions.

2002

January 2 – Bruce Matthews is named to his 14th consecutive Pro Bowl, tying him with Merlin Olsen for the most Pro Bowl selections in league history. Jevon Kearse also is selected for the third consecutive year.

April 5 – The team begins its fifth annual Tennessee Titans Caravan. With 16 players plus staff participating, Titans Caravan V goes on to make 64 stops, including 27 schools, in Tennessee, Kentucky and Alabama over a two-week period.

April 20 – The Titans select DT Albert Haynesworth with their first pick (15th overall) in the 2002 NFL Draft.

April 30 – Titans owner K.S. "Bud" Adams announces that he has purchased an expansion Arena Football League team that will begin play in Nashville in 2004. The team will keep the name of the previous AFL team that played in Nashville, the Nashville Kats.

May 15 – The Titans reach an agreement with Citadel Communications to move the Titans' flagship radio station to Nashville's 103 WKDF (103.3 FM).

June 4 – The Titans reach a tentative agreement with Adelphia Business Solutions to have Adelphia's name removed from the coliseum, pending court approval.

July 15 – Offensive lineman Bruce Matthews officially announces his NFL retirement from the offices of Titans owner K.S. "Bud" Adams, Jr., in Houston, Texas

December 1 – RB Eddie George becomes franchise's all-time leading rusher, passing Earl Campbell, in victory at New York Giants.

December 8 – Former Titans/Oilers offensive lineman Bruce Matthews is inducted into Titans' Hall of Fame and has his jersey retired during special

halftime ceremony during Colts game.

December 22 – Titans clinch inaugural AFC South Division with 28-10 victory at Jacksonville.

December 29 – Titans go undefeated in inaugural AFC South division with 13-3 victory at Houston, securing a first-round bye in playoffs. The Titans become NFL's third team to advance to playoffs after starting their season 1-4.

2003

January 1 – QB Steve McNair finishes third in league MVP voting behind Rich Gannon and Brett Favre.

January 11 – Titans defeat Steelers 34-31 in bruising AFC Divisional Playoff Game.

January 19 – Titans play in franchise's fourth AFC Championship Game, but fall short at Oakland, 41-24.

January 25 – Former Houston Oilers DE Elvin Bethea named to the Pro Football Hall of Fame's 2003 class.

February 3 – Head coach Jeff Fisher coaches the AFC to a 45-20 victory in Pro Bowl.

February 7 – Titans president Jeff Diamond signs a new one-year contract.

June 25 – Head coach Jeff Fisher agrees to terms on a long-term contract extension.

Joe Nedney's field goal beats Steelers.

December 7 – Frank Wycheck becomes the fourth tight end in NFL history to record 500 career receptions in Tennessee's 29-27 loss at home to Indianapolis.

December 7 – WR Derrick Mason catches six passes for 64 yards at home vs. Indianapolis to record his third consecutive 1,000-yard receiving season.

December 18 – The NFL announces that four Titans are going to the 2004 Pro Bowl – QB Steve McNair (named the starter), along with LB Keith Bulluck, WR Derrick Mason, and P Craig Hentrich. OT Brad Hopkins would later be named to the Pro Bowl as a reserve.

December 21 – QB Steve McNair leads a miraculous comeback at Houston, throwing the game-winning touchdown to Drew Bennett with 17 seconds left in Tennessee's 27-24 victory on the road. In the process, McNair surpasses 3,000 passing yards for the season, joining Warren Moon as only the second QB in franchise history to do so four times.

December 28 – Recently re-signed QB Neil O'Donnell starts following injuries to Steve McNair and Billy Volek. He threw for 232 yards and a pair of touchdowns in Tennessee's season-ending 33-13 victory over the defending Super Bowl Champion Tampa Bay Buccaneers. It marked O'Donnell's last NFL game as he would announce his retirement following the season. Eddie George becomes the 17th running back in NFL history to record 10,000 rushing yards in the team's victory over the Bucs. George rushes for 87 yards to push him over the 1,000-yard rushing mark for the seventh time in his eight NFL seasons. It marked the final regular season game and the final home game for George as a Titan.

2004

January 2 – QB Steve McNair named NFL's co-MVP along with Colts QB Peyton Manning. Each player receives 16 votes from a national panel of 50 journalists.

January 3 – Titans defeat Ravens 20-17 in AFC Wild Card Playoff Game in Baltimore.

January 10 – Titans fall at New England in AFC Divisional Playoff Game, the coldest playoff game in franchise history (four degrees, minus 10 wind chill).

Steve McNair is named NFL co-MVP at the conclusion of the 2003 season.

January 11 – K Gary Anderson, the NFL's all-time leading scorer (2,346 points), announces his retirement after 22 seasons.

January 20 – Titans owner K.S. "Bud" Adams re-assumes team president role after Jeff Diamond's contract expires.

January 23 – TE Frank Wycheck announces his retirement from the NFL after 11 seasons in the league.

April 24 – Titans select a league-high 13 players in the 2004 NFL Draft, including three players in the second round (the team traded its first-round pick) – TE Ben Troupe, DE Travis LaBoy and DE Antwan Odom.

July 22 – Titans release RB Eddie George.

September 11 – The Titans season opener at Miami is played on Saturday instead of Sunday due to impending Hurricane Ivan. Titans running back Chris Brown rushes for 100 yards in his first NFL start en route to the team's 17-7 victory.

October 11 – On Monday Night Football, Steve McNair quarterbacks the Titans to a 48-27 victory over Green Bay to give him 71 career wins as a starter, surpassing Warren Moon's previous franchise record of 70 victories. The 48 points set a Lambeau Field record for a visiting team. Also in the game, running back Chris Brown carries 27 times for 148 yards and two touchdowns, joining Stump Mitchell (St. Louis Cardinals) and Don Calhoun (New England Patriots) to become the third player in NFL history to gain 100 or more rushing yards in four of his first five NFL starts.

December 13 – Running back Chris Brown totals 91 yards against Kansas City to become the franchise's eighth player to eclipse 1,000 season rushing yards. He finishes the season with 1,067 yards on 220 carries.

December 19 – Titans quarterback Billy Volek becomes fourth quarterback in NFL history to pass for 400 or more yards in two consecutive games after passing for 426 yards against Kansas City (12/13) and 492 yards at Oakland (12/19). The 918-yard total is the second-best two-game total in NFL history behind Phil Simms' record of 945 yards (1985).

2005

January 28 – The Arena Football League's Nashville Kats begin play under owner K.S. "Bud" Adams, Jr., winning 47-38 at the Columbus Destroyers.

February 9 – University of Southern California assistant Norm Chow is hired as Titans offensive coordinator after a 32-year career in college football.

February 21 – Titans part ways with six veterans – K Joe Nedney, DE Kevin Carter, CB Samari Rolle, RB/FB Robert Holcombe, T Fred Miller and WR Derrick Mason – due to salary cap concerns.

April 23 – Titans select West Virginia cornerback Adam "Pacman" Jones with the sixth overall pick in the 2005 NFL Draft.

May 6 – Titans owner K.S. "Bud" Adams, Jr. pledges $600,000 over three years for scholarship program that provides money for college for one student-athlete from every high school in Tennessee.

September 6 – Through his foundation, quarterback Steve McNair organizes a relief drive for victims of Hurricane Katrina. Titans fans respond in droves, arriving at LP Field to fill over 20 tractor trailers worth of goods to be sent to the Gulf Coast region.

September 18 – Titans General Manager Floyd Reese becomes the first GM in team history to record 100 wins as the Titans defeat the Ravens by a score of 25-10.

October 9 – Head Coach Jeff Fisher becomes the 34th coach in NFL history and the first in franchise history to notch 100 wins as the Titans win at Houston by a score of 34-20. Also in the game, quarterback Steve McNair became the 49th player in NFL history and second player in franchise history to reach 25,000 career passing yards.

Eddie George salutes the fans following his final home game as a Titan.

2006

February 12 – Titans defensive end Kyle Vanden Bosch plays in his first career Pro Bowl. In his first season with the Titans, Vanden Bosch finished fourth in the NFL with 12.5 sacks, the most by a team member since 1999.
February 24 – K.S. "Bud" Adams, Jr. is inducted into the Tennessee Sports Hall of Fame.
March 13-15 – After a delay to the start of the NFL year due to collective bargaining talks between the league and the NFL Players Association, the Titans strike quickly in the initial days of free agency. They agree to terms with four veteran unrestricted free agents – linebacker David Thornton (Indianapolis), wide receiver David Givens (New England), center Kevin Mawae (N.Y. Jets) and safety Chris Hope (Pittsburgh) – within a three day span.
April 29 – Titans select quarterback Vince Young out of the University of Texas with the third overall pick in the 2006 NFL Draft.
June 6 – Titans and Louisiana Pacific Corporation reach an agreement on a new naming rights sponsorship that calls for the team's home stadium to be named LP Field. LP obtains the naming rights for 10 years.
June 9 – Titans trade quarterback Steve McNair to the Baltimore Ravens in exchange for a fourth-round draft choice in 2007.
June 14 – Offensive tackle Brad Hopkins announces his retirement from the NFL. Hopkins retires after playing in 194 games, the third-most in franchise history at the time (Matthews, Bethea). His 188 starts were the second-most in team history for an offensive lineman (Matthews).
July 29 – Titans sign first-round pick, QB Vince Young.
August 26 – Steve Underwood promoted to Senior Executive Vice President/Chief Operating Officer.
August 5 – Former Houston Oilers QB Warren Moon is inducted into the Pro Football Hall of Fame.
November 26 – Trailing 21-0 entering the fourth quarter, Vince Young leads the Titans to 24 unanswered points, posting the largest comeback by a rookie QB in NFL history. Rob Bironas' 49-yard field goal caps the stunning victory over the Giants at LP Field.
December 3 – Rob Bironas kicks franchise-long 60-yard field goal to beat the Colts, 20-17, at LP Field. The 60-yarder tied Steve Cox and Morten Andersen for the fourth-longest field goal in NFL history.
December 10 – Vince Young returns to his hometown and runs for a 39-yard touchdown in overtime to defeat the Texans, 26-20, at Reliant Stadium.
December 31 – Titans exercise 2007 option on head coach Jeff Fisher's contract.

2007

January 3 – Vince Young named the Associated Press Offensive Rookie of the Year.
January 5 – After 13 seasons at the helm, Floyd Reese resigns as general manager of the Titans.
February 1 – Vince Young named Diet Pepsi NFL Rookie of the Year.
February 3 – Former offensive lineman Bruce Matthews becomes the first franchise player that wore the Titans uniform to be voted into the Pro Football Hall of Fame.
February 10 – Vince Young becomes the first rookie quarterback in NFL history to play in the Pro Bowl.
February 12 – Titans name former Oilers safety Mike Reinfeldt the team's new General Manager.
February 28 – Vincent Marino hired from NFL office as Senior Director of Football Administration.
April 10 – NFL suspends Adam "Pacman" Jones for 2007 season.
April 28 – Titans select Texas DB Michael Griffin with the 19th overall pick in the NFL Draft.
August 4 – Bruce Matthews inducted into Pro Football Hall of Fame.
August 4 – NFL Commissioner Roger Goodell visits Titans training camp.
September 24 – Keith Bulluck intercepts a career-high three passes as the Titans cruise to a 31-14 victory at New Orleans on Monday Night Football.
October 21 – Rob Bironas kicks an NFL-record eight field goals, including a game-winning 29-yarder, as the Titans defeat the Houston Texans 38-36 at Reliant Stadium.
December 30 – Titans win last three regular season games, including a 16-10 victory at Indianapolis in the season finale to clinch the AFC's final playoff spot and the team's first postseason berth since 2003.

2008

January 6 – Vince Young becomes the youngest quarterback in franchise history to start in playoffs as the Titans fall 17-6 at San Diego in an AFC Wild Card game.
January 15 – Titans release offensive coordinator Norm Chow of his duties.
January 17 – Titans hire Mike Heimerdinger as offensive coordinator.
February 10 – Albert Haynesworth, Kyle Vanden Bosch and Rob Bironas play in Pro Bowl.
February 20 – Titans use franchise tag on DT Albert Haynesworth.
March 6 – Titans sign former Eagles DE Jevon Kearse as unrestricted free agent.
March 27 – Veteran guard Benji Olson announces retirement after 10 NFL seasons.
April 5 – Titans unveil new logo to celebrate team's 10th anniversary.
April 17 – Titans hold press conference honoring retirement of former franchise QB Steve McNair.
April 26 – Titans select East Carolina RB Chris Johnson with first pick (24th overall) in NFL Draft.
April 26 – Titans trade CB Pacman Jones to Dallas Cowboys for fourth-round draft pick and additional considerations (resulted in 4th-round pick in 2009 from Titans to Cowboys).
July 25 – The Titans reach a one-year contract agreement with franchised free agent defensive tackle Albert Haynesworth.
September 7 – On the same day Titans owner K.S. "Bud" Adams, Jr. is added to the Titans/Oilers Hall of Fame, he unveils a Titans/Oilers Ring of Honor at LP Field during the season opener against Jacksonville. The initial members of the Ring of Honor include Adams, Elvin Bethea, George Blanda, Earl Campbell, Mike Holovak, Ken Houston, Mike Munchak, Jim Norton, Warren Moon and Bruce Matthews.
September 21 – Cornerback Cortland Finnegan sets a club record with a 99-yard INT return for a TD in a win against the Houston Texans.
September 28 – A 30-17 victory over the Minnesota Vikings at LP Field gives the Titans four consecutive wins to open the season for the first time in franchise history.
October 19 – In a 34-10 victory at Kansas City, the Titans set a franchise rushing record with 332 rushing yards, including 168 yards by Chris Johnson and 149 yards by LenDale White.
October 27 – At halftime of a Monday night game against the Colts at LP Field, the Titans induct Steve McNair, Eddie George and Frank Wycheck to the Titans/Oilers Hall of Fame and the Ring of Honor.
November 2 – On a day in which the Titans win in overtime against the Green Bay Packers, the club celebrates its 100th consecutive sellout at LP Field, including every preseason, regular season and playoff game from the time the stadium opened in 1999.
November 16 – With a 24-14 win at Jacksonville, the Titans win their 10th consecutive game to open the 2008 season and their 13th consecutive regular season game dating back to the last three regular season games of 2007.
November 27 – At Detroit on Thanksgiving, the Titans defeat the Lions 47-10, the team's seventh-highest margin of victory of all-time and Detroit's highest margin of defeat on Thanksgiving.
December 7 – The Titans clinch the AFC South title with a 28-9 victory over the Cleveland Browns at LP Field. It is the ninth division crown in club history.
December 16 – Six Titans are selected to the Pro Bowl – center Kevin Mawae, left tackle Michael Roos, running back Chris Johnson, defensive tackle Albert Haynesworth, safety Chris Hope and

Jevon Kearse celebrates the Titans' 10-0 start in 2008.

cornerback Cortland Finnegan. Additionally, quarterback Kerry Collins and safety Michael Griffin are named to the roster at a later date as alternates.
December 31 – The Titans defeat the Pittsburgh Steelers 31-14 to secure home-field advantage throughout the AFC Playoffs and tie the franchise record for most regular season wins (13).

2009

February 1 – Nancy Adams, co-owner, vice chairman of the board and wife of K.S. "Bud" Adams, Jr., passes away in Houston at the age of 84.
February 12 – Chuck Cecil is elevated from secondary coach to defensive coordinator, replacing Jim Schwartz, who was hired as head coach by the Detroit Lions.
April 1 – The Titans unveil a new logo to celebrate the club's 50th season, incorporating the Oilers' oil derrick logo with the fireball logo and the number 50.
March 2 – The Titans sign unrestricted free agent wide receiver Nate Washington from the Pittsburgh Steelers.
April 25 – The Titans select Rutgers WR Kenny Britt with the 24th overall selection in the 2009 NFL Draft, the first of 11 Titans draft choices.
July 4 – Former Titans quarterback Steve McNair is shot and killed in Nashville.
July 8-9 – The Titans open LP Field to the public for fans to pay their respects to Steve McNair. On July 9, a memorial service is held at Mt. Zion Baptist Church in Whites Creek, Tenn.
July 11 – After a funeral service at Reed Green Coliseum in Hattiesburg, Miss., Steve McNair's body is laid to rest at Griffith Cemetery, approximately 20 miles from his home in Mt. Olive, Miss.
August 3 – The Titans celebrate the 50th anniversary (Aug. 3, 1959) of K.S. "Bud" Adams, Jr.'s announcement of Houston's entry in the American Football League.
August 6 – The Titans announce that they will wear a "9" helmet sticker during the season to honor the late Steve McNair. The sticker appears on the back of the helmet and remains in place throughout the entire 2009 season.
August 9 – In a 21-18 Hall of Fame Game victory over the Buffalo Bills in Canton, Ohio, the Titans debut their 50th anniversary "legacy" uniforms. They wear the uniforms a total of four times in 2009.
October 18 – The Titans suffer the worst loss in franchise history at New England, losing 59-0 in their sixth consecutive loss to open the season. After a bye the next week, they win five consecutive games and finish at 8-8, becoming the only team in NFL history to win more than six games after starting the season at 0-6.
November 1 – At LP Field, Chris Johnson rushes for 228 yards in a victory over the Jacksonville Jaguars to set a new franchise single-game rushing record.
November 29 – Quarterback Vince Young leads a 99-yard drive in the final minutes of a game against the Arizona Cardinals to give the Titans a 20-17 win at LP Field. Young connects with rookie wide receiver Kenny Britt on a 10-yard touchdown pass as time expires.

2010

January 3 – With a 134-yard rushing performance in the season finale at Seattle, running back Chris Johnson becomes the sixth player in NFL history to reach 2,000 rushing yards in a season. Totaling 2,006 yards on 358 carries, he joined Eric Dickerson, Jamal Lewis, Barry Sanders, Terrell Davis and O.J. Simpson as the only players to accomplish the feat. He also set a new team single-season rushing record (Earl Campbell), and he became the NFL's new single-season leader in total yards from scrimmage (2,509), surpassing Marshall Faulk's former record. The Titans defeat the Seahawks 17-13.
January 13 – Running back Chris Johnson is named Associated Press NFL Offensive Player of the Year.
February 18 – The Titans' all-time leading punter, Craig Hentrich, announces his NFL retirement.
April 22 – The Titans select Georgia Tech defensive end Derrick Morgan with the 16th overall pick in the NFL Draft.
October 24 – The Titans open the season with a 5-2 start after defeating the Philadelphia Eagles 37-19. Wide receiver Kenny Britt amasses the fifth-most receiving yards in franchise history with 225 yards on a career-high seven receptions with three touchdowns.
November 21 – Marc Mariani returns a punt 87 yards for a touchdown against Washington becoming just the second Titans/Oilers player to record a punt return and a kickoff return for touchdowns in the same regular season.

Johnson poses with offensive players and coaches after becoming just the sixth player in NFL history to reach 2,000 yards rushing in a season.

2011

January 21 – The Titans release defensive coordinator Chuck Cecil of his duties.
January 28 – The Titans and head coach Jeff Fisher agree to part ways.
February 7 – The Titans name Mike Munchak the 16th head coach in franchise history.
February 8 – The Titans release offensive coordinator Mike Heimerdinger of his duties.
February 12 – The Titans hire Jerry Gray as defensive coordinator.
February 15 – The Titans hire Chris Palmer as offensive coordinator.
March 4 – The Collective Bargaining Agreement between the NFL and the Players Association expires.
March 11 – NFL players are locked out of team facilities due to the collective bargaining stalemate between the clubs and NFL Players Association.
April 28 – The Titans select Washington quarterback Jake Locker with the eighth overall pick in the NFL Draft.
July 25 – The lockout ends after a new CBA is reached.
July 28 – The Titans terminate quarterback Vince Young's contract.
July 29 – On the day players report to training camp, the Titans sign unrestricted free agent quarterback Matt Hasselbeck. In total, within a week of the lockout ending, the Titans sign contracts with nine draft choices, 14 rookie free agents, three restricted free agents and eight unrestricted free agents.
September 1 – The Titans and Chris Johnson agree to terms on a new, multi-year contract, ending the running back's holdout.
September 18 – Mike Munchak notches his first victory as a head coach as the Titans defeat the Baltimore Ravens 26-13 at LP Field.
October 19 – The Titans and Nashville Mayor Karl Dean announce proposed renovation plans for LP Field, including much larger and sharper video screens, a greatly enhanced sound system, elevators to provide service for upper deck seat holders, and general improvements to LP Field infrastructure. The team announces that the improvements would not require new revenues, but instead will be covered by user fees already being collected.
December 7 – Metro Council approves a bond issuance of up to $28 million to finance renovations at LP Field.

2012

January 1 – With a 23-22 victory in the season finale at Houston, the franchise records its 400th all-time win in the regular season and playoffs, all under the ownership of K.S. "Bud" Adams, Jr. In the victory,

Matt Hasselbeck eclipses 3,500 passing yards on the season and Nate Washington reaches the 1,000-yard receiving mark. Additionally, Chris Johnson records 1,000 rushing yards for the fourth consecutive season.

January 18 – The Titans elevate Mike Reinfeldt to senior executive vice president/chief operating officer and Ruston Webster to executive vice president/general manager. Lake Dawson is promoted to vice president of player personnel.

February 4 – Titans Owner K.S. "Bud" Adams, Jr. is named the first winner of the NFL's Salute To Service Award. Adams is recognized at the NFL Honors event for his outstanding efforts in supporting U.S. service members and veterans.

March 5 – The Titans use the franchise tag on safety Michael Griffin, who was scheduled to become an unrestricted free agent on March 13.

April 26 – The Titans select Baylor wide receiver Kendall Wright with the 20th overall pick in the 2012 NFL Draft.

June 19 – The Titans reach an agreement with franchise player Michael Griffin on a long-term contract.

July 30 – Wide receiver O.J. Murdock is found dead in Tampa, Fla., of a self-inflicted wound.

August 3 – Former Titans linebacker Keith Bulluck announces his retirement from the NFL during a press conference at Baptist Sports Park.

September 23 – In a 44-41 overtime victory over the Detroit Lions, the Titans become the first team in NFL history to score five touchdowns of 60 yards or longer in a game, reaching the end zone on a punt return by Tommie Campbell, a kickoff return by Darius Reynaud, a fumble return by Alterraun Verner and touchdown receptions by Jared Cook and Nate Washington. Locker passes for 378 yards in his first career win as a starter.

November 26 – The Titans dismiss offensive coordinator Chris Palmer and name quarterbacks coach Dowell Loggains as the new offensive coordinator.

December 17 – In a 14-10 victory over the New York Jets on *Monday Night Football*, Chris Johnson sets a franchise record with a 94-yard touchdown run.

December 30 – The Titans defeat the Jacksonville Jaguars 38-20 and become the first team in NFL history with two punt return touchdowns (both by Darius Reynaud) and two interception return touchdowns (both by Zach Brown) in the same game. They also become only the second team in NFL history with four total return touchdowns in a game.

December 31 – Mike Reinfeldt is dismissed as senior executive vice president/chief operating officer.

2013

February 2 – Former Oilers defensive tackle Curley Culp is selected for enshrinement in the Pro Football Hall of Fame.

March 14 – The Titans sign tight end Delanie Walker as an unrestricted free agent from the San Francisco 49ers.

April 1 – Former Oilers head coach Jack Pardee passes away.

July 11 – Titans team headquarters is renamed Saint Thomas Sports Park after Saint Thomas Hospital announces it is renaming its Baptist Hospital properties.

October 18 – Former Oilers head coach Bum Phillips passes away.

October 21 – At his home in Houston, Titans Founder, Owner, Chariman of the Board, President and CEO K.S. "Bud" Adams, Jr. passes away from natural causes at the age of 90. Called a "pioneer and innovator" by NFL Commissioner Roger Goodell upon his death, Adams was in his 54th year leading the organization.

October 28 – K.S. "Bud" Adams, Jr. is entombed at Forest Park Westheimer Cemetery in Houston.

October 29 – The Titans announce Tommy Smith will be team president and chief executive officer; Susie Adams Smith and Amy Adams Hunt will serve as co-chairpersons; and Kenneth Adams IV will join the Titans board as a director.

2014

January 4 – The Titans and head coach Mike Munchak agree to part ways.

January 13 – San Diego Chargers offensive coordinator and former Arizona Cardinals head coach Ken Whisenhunt is hired as the 17th head coach in Titans/Oilers history.

April 4 – The Titans release running back Chris Johnson.

May 8 – The Titans select Michigan tackle Taylor Lewan with the 11th overall pick in the 2014 NFL Draft.

2015

March 20 – President and CEO Tommy Smith announces he is retiring from that role. The Titans begin the search process for a new team CEO/president and install Steve Underwood as interim president.

April 30 – The Titans select Oregon quarterback Marcus Mariota with the second overall pick in the 2015 NFL Draft.

June 25 – The Titans and Nissan announce a 20-year agreement to rename the team's home venue Nissan Stadium.

September 1 – Following a bout with cancer, 85-year-old Titans scout C.O. Brocato dies. Brocato spent 40 years with the organization after joining the club in 1975.

September 13 – Quarterback Marcus Mariota makes his regular season debut, completing 13 of 15 passes for 209 yards with four touchdowns and no interceptions (158.3 passer rating). He becomes the second rookie in NFL history to throw four touchdown passes in a season opener, joining Fran Tarkenton (1961).

November 3 – The Titans relieve head coach Ken Whisenhunt of his duties and name assistant head coach/tight ends Mike Mularkey as interim head coach for the remainder of the season.

2016

January 4 – The Titans relieve general manager Ruston Webster of his duties. Steve Underwood is named as the team's president and chief executive officer on a permanent basis, with the interim tag removed from his title.

January 14 – The Titans hire Tampa Bay Buccaneers director of player personnel Jon Robinson as general manager.

January 16 – Mike Mularkey is named as the 18th head coach in franchise history, taking over the role after serving the final nine games of 2015 as the interim head coach.

April 14 – Two weeks prior to the 2016 NFL Draft, the Titans trade the first overall pick to the Los Angeles Rams. The Titans also deal a fourth-round pick and a sixth-round pick in the deal. In exchange, the Titans receive a first-round pick (15th overall), a pair of second-round picks and a third-round pick in 2016, plus the Rams' 2017 first- and third-rounders.

December 20 – Running back DeMarco Murray, tight end Delanie Walker, tackle Taylor Lewan, outside linebacker Brian Orakpo and defensive tackle Jurrell Casey are named to the Pro Bowl, giving the Titans five or more Pro Bowl selections for the first time since 2008.

2017

January 5 – Jon Robinson is promoted to executive vice president/general manager.

April 27 – The Titans select wide receiver Corey Davis (fifth overall) and cornerback Adoree' Jackson (18th overall) in the first round of the 2017 NFL Draft, marking the first time the team makes two picks in the first round since 1987.

December 19 – Defensive tackle Jurrell Casey, punter Brett Kern and tackle Taylor Lewan are named to the Pro Bowl. Safety Kevin Byard, special teamer Brynden Trawick and tight end Delanie Walker are later named to the squad, giving the Titans five or more Pro Bowl selections in consecutive seasons.

December 31 – The Titans clinch their 22nd playoff berth in franchise history with a 15-10 victory over the Jacksonville Jaguars in the regular season finale at Nissan Stadium.

2018

January 6 – The Titans open the NFL postseason with a 22-21 win over the Kansas City Chiefs at Arrowhead Stadium, giving the franchise its first postseason win since Jan. 3, 2004. After the Titans trailed 21-3 at the start of the second half, their victory tied for the second-largest comeback by a road team in NFL playoff history.

January 15 – The Titans and head coach Mike Mularkey agree to part

Controlling owner Amy Adams Strunk, along with current and former Titans players, unveiled the team's new uniforms on April 4, 2018.

ways.

January 20 – Houston Texans defensive coordinator Mike Vrabel is hired as the 19th head coach in Titans/Oilers history.

February 3 – Former Oilers outside linebacker Robert Brazile is elected to the Pro Football Hall of Fame (inducted Aug. 4, 2018).

April 4 – In downtown Nashville, the Titans unveil new uniforms in front of an estimated audience of 15,000-20,000 fans. The event marked the first significant uniform alterations for the club since 1999.

May 23 – In Atlanta at the annual Spring League Meeting, the NFL announces that the 2019 NFL Draft will take place in Nashville.

September 9 – The Titans and Dolphins open the 2018 season with a seven-hour, 10-minute contest, the longest NFL game since the 1970 merger. The game features two separate lightning delays that totaled three hours and 59 minutes.

October 21 – The Titans travel to London to face the Los Angeles Chargers at Wembley Stadium. The contest marks the franchise's first regular season game at an overseas location.

December 6 – Running back Derrick Henry sets a franchise record with 238 rushing yards and ties a franchise mark with four rushing touchdowns, including an NFL-record-tying 99-yard rushing score against Jacksonville.

December 20 – Defensive tackle Jurrell Casey, punter Brett Kern and tackle Taylor Lewan are named to the Pro Bowl.

2019

February 2 – Former Titans center Kevin Mawae is elected to the Pro Football Hall of Fame (inducted Aug. 3, 2019).

April 25-27 – The 2019 NFL Draft is held in downtown Nashville. Nashville shatters a draft record with more than 600,000 fans attending during the three-day event and sets another draft record with more than 47.5 million television viewers. For the city of Nashville, the event generated a record $133 million in direct spending, a 79 percent increase over the previous draft in Dallas ($74 million). The economic impact was another record-breaker at $224 million, also a 79 percent increase over the $125 million in 2018.

April 25 – The Titans select Mississippi State defensive lineman Jeffery Simmons with the 19th overall pick in the first round of the 2019 NFL Draft.

The 2019 NFL Draft was held in downtown Nashville.

June 12 – Titans controlling owner Amy Adams Strunk announces that the franchise will retire Steve McNair's No. 9 jersey and Eddie George's No. 27 jersey.

July 30 – Titans controlling owner Amy Adams Strunk announces $450,000 in grant funding to 10 local non-profit organizations in the spaces of education, African American history and culture, social justice, diversionary and re-entry programs, immigrant outreach and domestic violence and sexual assault. The National Museum of African American Music and the NAACP Freedom Fund each receive $100,000 grants.

September 15 – During a halftime ceremony in a game against the Indianapolis Colts, the Titans retire Steve McNair's No. 9 jersey and Eddie George's No. 27 jersey.

November 13 – The Titans announce plans to begin a 60,000-square-foot expansion of Saint Thomas Sports Park, nearly doubling the footprint of the team's headquarters in Nashville.

December 13 – The Titans hold a groundbreaking ceremony for the expansion of Saint Thomas Sports Park. Controlling owner Amy Adams Strunk is joined by Tennessee Governor Bill Lee and U.S. Senators Lamar Alexander and Marsha Blackburn.

December 29 – The Titans conclude the 2019 season with a 35-14 victory at Houston. They finish the regular season 9-7 and clinch a wild card playoff berth. Derrick Henry rushes for 211 yards (fifth-most in franchise history) and three touchdowns, and in the process, he captures the 2019 NFL rushing title with 1,540 rushing yards. A.J. Brown's 124 yards in the game make him the franchise's third 1,000-yard rookie receiver (Bill Groman and Ernest Givins).

2020

January 4 – The Titans defeat the New England Patriots 20-13 in a wild card game. Derrick Henry rushes for 182 yards to set a new franchise postseason record.

January 11 – The Titans defeat the Baltimore Ravens 28-12 in a divisional playoff game. Derrick Henry rushes for 195 yards to establish a franchise postseason record for the second consecutive week.

January 19 – The Titans play at Kansas City in their first AFC Championship Game since Jan. 19, 2003. Their playoff run comes to an end with a 35-24 loss to the Chiefs.

March 4 – The Titans Foundation and controlling owner Amy Adams Strunk announce a donation of $1 million to The Community Foundation of Middle Tennessee following the devastation of an EF-3 tornado that swept through the region on the night of March 2-3. The NFL Foundation also contributes $250,000. On March 6, Titans players and staff members volunteer with the cleanup and relief effort in Nashville.

March 15 – A new collective bargaining between the NFL and NFL Players Association is ratified. The agreement runs through the 2030 season.

March 15 – The Titans announce a multi-year contract extension with quarterback Ryan Tannehill.

March 16 – The NFL announces the postponement of all in-person offseason programs in response to the coronavirus pandemic. Teams are later given the option of conducting virtual offseason programs but are prohibited from gathering at team facilities for the duration of the offseason.

March 16 – The Titans place the franchise tag on running back Derrick Henry and later come to terms on a long-term contract agreement.

April 23 – The 2020 NFL Draft is held in a virtual setting with all team personnel and draftees at their own homes due to the COVID-19 pandemic.

May 8 – The Titans elevate Burke Nihill to team president/CEO after Steve Underwood announces his retirement from a full-time role.

June 11 – Titans controlling owner Amy Adams Strunk adds her voice and the voice of the organization to support the peaceful protests calling for equality and denouncing racism in the wake of the death of George Floyd. "Hearts, minds and institutions need to change throughout our country," she says. "Those who face racism need to be heard, and more importantly, understood by those who haven't listened before ... Hearing our players and coaches speak over the last two weeks has been constructive to this vital discussion. I support our players using peaceful protests and their platforms to advance us as a nation. I would encourage those who haven't thought about these issues before to understand the pain, anger

and frustration of the black community. Black lives matter. We should all agree on that."

July 25 - The NFL cancels all 2020 preseason contests and modifies all team's training camps because of safety protocols involving the COVID-19 pandemic. However, the 2020 regular season starts as scheduled.

October 13 - The Titans defeat the Buffalo Bills 42-16 at Nissan Stadium in the NFL's second Tuesday game since 1946. Positive COVID-19 test results force the Titans to close their headquarters on Tuesday, Sept. 29, and reschedule their game with the Pittsburgh Steelers. The facility does not reopen until Saturday, Oct. 10. Following just three days of in-person activities, the Titans take the field against the previously unbeaten Bills and win convincingly. At the time of the Bills game, the Titans had eight players on their reserve/COVID-19 lists, including five from their active/inactive roster. At the outbreak's peak, there were a total of 14 players on the reserve/COVID-19 lists.

December 18 - The Titans and the City of Nashville announce that they are engaged in formal discussions regarding the future of Nissan Stadium. The discussions aim to secure the Titans' future in Nashville and facilitate the creation of a new Nashville neighborhood surrounding the facility.

2021

January 3 - The Titans clinch the AFC South division crown with a 41-38 victory over the Houston Texans after practice squad call-up kicker Sam Sloman bounces a 37-yard field goal attempt off the right upright and through as time expires in regulation. It gives the Titans their first AFC South championship since 2008. In the victory, Derrick Henry captures his second consecutive NFL rushing title after posting a franchise-record 250 rushing yards. He accumulates 2,027 rushing yards on the 2020 season, making him just the eighth player in NFL history to reach the 2,000-yard rushing mark.

February 6 – Running back Derrick Henry is named Associated Press NFL Offensive Player of the Year.

June 6 – The Titans acquire wide receiver Julio Jones in a trade with the Atlanta Falcons. The Titans send a 2022 second-round pick and a conditional 2023 fourth-round selection to Atlanta in exchange for Jones and a 2023 sixth-round pick.

September 26 - The Titans induct former Oilers coach O.A. "Bum" Phillips into the franchise's Ring of Honor. Phillips was the personification of the 'Luv Ya Blue Era' as the head coach of the Oilers for six seasons (1975-80). Upon leaving the organization, he owned a .608 winning percentage (59-38), the best at that time by any Oilers head coach with at least two full seasons.

November 21 - The Titans induct former head coach Jeff Fisher and former general manager Floyd Reese into the franchise's Ring of Honor. Fisher is the winningest coach in franchise history, amassing 147 wins from 1994-2010 and the team's only Super Bowl appearance following the 1999 season. Reese had a 21-year run (1986-2006) with the Oilers/Titans as a coach and executive and is the winningest general manager in franchise history.

2022

January 2 - The Titans defeat the Miami Dolphins 34-3 at Nissan Stadium, clinching their second consecutive AFC South division title. It marks the organization's first back-to-back division titles since the Oilers won the AFL Eastern division each season from 1960 to 1962.

January 9 - The Titans finish the 2021 regular season with a 28-25 victory at Houston and in the process earned the No. 1 seed in the AFC playoffs for the first time since 2008. The Titans set an NFL record for a non-strike year by using 91 total players in 2021.

February 10 - Mike Vrabel is named the Associated Press NFL Coach of the Year, becoming the franchise's first head coach to accomplish the feat. He also earned NFL Coach of the Year honors from the Pro Football Writers of America, Sporting News, 101 Awards and the NFL on FOX Awards.

April 28 - During the first round of the 2022 NFL Draft, the Titans trade wide receiver A.J. Brown to the Philadelphia Eagles in exchange for a first-round pick (18th overall) and a third-round pick (101st overall).

October 18 - Former Titans tight end Delanie Walker announces his retirement at Nissan Stadium. He finishes his career as a three-time Pro Bowl selection (2015-17), four-time captain and two-time Walter Payton NFL Man of the Year nominee (2013, 2015).

October 20 - At Tennessee State University, the Titans announce a new community benefits platform with 16 local and regional organizations. The ONE Community platform includes multi-faceted programs to reach many

of Nashville's most underserved communities with a focus on three areas: Opportunity, Neighborhoods and Education.

October 30 - At Houston, running back Derrick Henry rushes for 219 yards and two touchdowns, giving him 75 total career touchdowns to break Eddie George's franchise record (74).

December 6 - The Titans part ways with general manager Jon Robinson. Vice president of player personnel Ryan Cowden will lead the player personnel department for the remainder of the 2022 season.

2023

January 18 - Former San Francisco 49ers director of player personnel Ran Carthon is hired as the 14th general manager in franchise history.

January 31 - The Titans announce that a monofilament, synthetic turf playing surface will be installed at Nissan Stadium, citing a review of both injury data and the growth patterns of natural grass in the region leading to the decision.

February 24 - The Titans and Nashville Mayor John Cooper submit an agreement for approval by the Nashville Metro Council to build a new, enclosed stadium on Nashville's East Bank.

April 11 - The Titans announce a multi-year contract extension with defensive tackle Jeffery Simmons.

April 26 - The Titans receive final approval from the Metropolitan Nashville Council with a 26-12 vote to move forward with plans to build a new, enclosed stadium set on Nashville's East Bank. The stadium agreement includes a new 30-year lease and non-relocation pact between the Titans and the Nashville Sports Authority. The terms remove the previous obligation of Nashville's General Fund to maintain and upgrade the stadium and return 66 acres of land to the City of Nashville previously

restricted by parking lots through 2039. The team will contribute nearly $48 million over the life of the lease to the Nashville Needs Impact Fund, a fund directed by the Metro Council to support city needs such as public education, public transit, affordable housing, and several other areas. The new stadium, estimated at 1.75 million square feet with a seating capacity of approximately 60,000, is anticipated to bring in year-round major events; will host Tennessee State University home football games, extending the long-standing partnership between TSU and the Titans; and include a 12,000 square foot community space to host classes for local schools, job trainings, and other community events. The Titans are responsible for $840 million of stadium funding and any cost overruns. The State of Tennessee will contribute $500 million, and the remaining $760 million of the $2.1 billion budget will come from revenue bonds issued by the Metro Sports Authority to be repaid through a one-percent increase in Davidson County's hotel occupancy tax, in-stadium sales tax, 50 percent of sales tax from future development of the stadium's campus, rent paid by the team, and a pre-existing ticket tax of three dollars per ticket sold that will carry over to the new building. The stadium budget includes stadium-related infrastructure required to open the building.

June 1 - Titans all-time leading punter Brett Kern announces his NFL retirement at Ascension Saint Thomas Sports Park. At the time of his retirement, he ranks as the franchise's all-time career leader in punts (923), gross punting average (45.9 yards), net punting average (40.8) and punts placed inside the 20 (373), and his 197 career games played with the team ranks third in club history behind Bruce Matthews (296) and Elvin Bethea (210).

December 17 – The Titans induct Billy "White Shoes" Johnson into the franchise's Ring of Honor.

2024

January 7 – Derrick Henry rushes for 153 yards and a touchdown on 19 carries in a season-ending victory over the Jaguars. It was his final performance with the Titans before signing with the Baltimore Ravens as an unrestricted free agent on March 13, 2024.

January 9 – The Titans relieve head coach Mike Vrabel of his duties.

January 24 – Cincinnati Bengals offensive coordinator Brian Callahan is hired as the 20th head coach in Titans/Oilers history.

February 29 – Tennessee Titans controlling owner Amy Adams Strunk, Tennessee Governor Bill Lee, Nashville Mayor Freddie O'Connell, and over 700 community members join together to celebrate the groundbreaking of the New Nissan Stadium, setting in motion construction of the dynamic facility scheduled to open in 2027.

2025

January 7 - The Titans part ways with general manager Ran Carthon.

January 17 - Former Kansas City Chiefs assistant general manager Mike Borgonzi is hired as the 15th general manager in franchise history.

April 24 – The Titans select Miami (Fla.) quarterback Cam Ward with the first overall pick in the 2025 NFL Draft.

September 21 – The Titans induct Mike Keith into the franchise's Ring of Honor.

October 13 – The Titans relieve head coach Brian Callahan of his duties and name senior offensive assistant Mike McCoy as interim head coach for the remainder of the season.

Rendering of the new, enclosed stadium in Nashville that is expected to open in 2027.

HOME/AWAY WIN-LOSS RECORDS

REGULAR SEASON HOME RECORD

Year	W	L	T	Pct.
1960	6	1	0	.857
1961	6	1	0	.857
1962	6	1	0	.857
1963	4	3	0	.571
1964	3	4	0	.429
1965	3	4	0	.429
1966	3	4	0	.429
1967	5	2	0	.714
1968	3	4	0	.429
1969	4	2	1	.643
1970	1	6	0	.143
1971	3	3	1	.500
1972	1	6	0	.143
1973	0	7	0	.000
1974	3	4	0	.429
1975	5	2	0	.714
1976	3	4	0	.429
1977	5	2	0	.714
1978	5	3	0	.625
1979	6	2	0	.750
1980	6	2	0	.750
1981	5	3	0	.625
1982	1	4	0	.200
1983	2	6	0	.250
1984	2	6	0	.250
1985	4	4	0	.500
1986	4	4	0	.500
1987	5	2	0	.714
1988	7	1	0	.875
1989	6	2	0	.750
1990	6	2	0	.750
1991	7	1	0	.875
1992	5	3	0	.625
1993	7	1	0	.875
1994	2	6	0	.250
1995	3	5	0	.375
1996	2	6	0	.250
1997	6	2	0	.750
1998	3	5	0	.375
1999	8	0	0	1.000
2000	7	1	0	.875
2001	3	5	0	.375
2002	6	2	0	.750
2003	7	1	0	.875
2004	2	6	0	.250
2005	3	5	0	.375
2006	4	4	0	.500
2007	5	3	0	.625
2008	7	1	0	.875
2009	5	3	0	.625
2010	3	5	0	.375
2011	5	3	0	.625
2012	4	4	0	.500
2013	3	5	0	.375
2014	1	7	0	.125
2015	1	7	0	.125
2016	5	3	0	.625
2017	6	2	0	.750
2018	6	2	0	.750
2019	4	4	0	.500
2020	5	3	0	.625
2021	7	2	0	.778
2022	3	5	0	.375
2023	5	4	0	.556
2024	1	7	0	.125
2025	0	7	0	.000
Totals:	**274**	**231**	**2**	**.542**

REGULAR SEASON ROAD RECORD

Year	W	L	T	Pct.
1960	4	3	0	.571
1961	4	2	1	.643
1962	5	2	0	.714
1963	2	5	0	.286
1964	1	6	0	.143
1965	1	6	0	.143
1966	0	7	0	.000
1967	4	2	1	.643
1968	4	3	0	.571
1969	2	4	1	.357
1970	2	4	1	.357
1971	1	6	0	.143
1972	0	7	0	.000
1973	1	6	0	.143
1974	4	3	0	.571
1975	5	2	0	.714
1976	2	5	0	.286
1977	3	4	0	.429
1978	5	3	0	.625
1979	5	3	0	.625
1980	5	3	0	.625
1981	2	6	0	.250
1982	0	4	0	.000
1983	0	8	0	.000
1984	1	7	0	.125
1985	1	7	0	.125
1986	1	7	0	.125
1987	4	4	0	.500
1988	3	5	0	.375
1989	3	5	0	.375
1990	3	5	0	.375
1991	4	4	0	.500
1992	5	3	0	.625
1993	5	3	0	.625
1994	0	8	0	.000
1995	4	4	0	.500
1996	6	2	0	.750
1997	2	6	0	.250
1998	5	3	0	.625
1999	5	3	0	.625
2000	6	2	0	.750
2001	4	4	0	.500
2002	5	3	0	.625
2003	5	3	0	.635
2004	3	5	0	.375
2005	1	7	0	.125
2006	4	4	0	.500
2007	5	3	0	.625
2008	6	2	0	.750
2009	3	5	0	.375
2010	3	5	0	.375
2011	4	4	0	.500
2012	2	6	0	.250
2013	4	4	0	.500
2014	1	7	0	.125
2015	2	6	0	.250
2016	4	4	0	.500
2017	3	5	0	.375
2018	3	5	0	.375
2019	5	3	0	.625
2020	6	2	0	.750
2021	5	3	0	.625
2022	4	5	0	.444
2023	1	7	0	.125
2024	2	7	0	.222
2025	2	5	0	.286
Totals:	**207**	**296**	**4**	**.412**

ALL-TIME FRANCHISE TOTALS (REGULAR SEASON ONLY)

	W	L	T	Pct.
Totals:	481	527	6	.477

MONTH-BY-MONTH WIN-LOSS RECORDS

YEAR	AUG.	SEPT.	OCT.	NOV.	DEC.	JAN.	TOTAL
1960	0-0	2-1	3-1	3-1	2-1	0-0	10-4
1961	0-0	1-1	2-2-1	4-0	3-0	0-0	10-3-1
1962	0-0	2-1	2-2	4-0	3-0	0-0	11-3
1963	0-0	2-2	3-1	1-2	0-3	0-0	6-8
1964	0-0	2-1	0-4	0-5	2-0	0-0	4-10
1965	0-0	2-1	2-2	0-4	0-3	0-0	4-10
1966	0-0	2-2	1-3	0-3	0-3	0-0	3-11
1967	0-0	1-2	3-0-1	2-1	3-1	0-0	9-4-1
1968	0-0	1-3	2-2	2-2	2-0	0-0	7-7
1969	0-0	2-1	2-2	1-2-2	1-1	0-0	6-6-2
1970	0-0	1-1	1-2-1	1-4	0-3	0-0	3-10-1
1971	0-0	0-2	1-3-1	0-4	3-0	0-0	4-9-1
1972	0-0	0-2	1-4	0-4	0-3	0-0	1-13
1973	0-0	0-3	0-4	1-3	0-3	0-0	1-13
1974	0-0	1-2	1-3	3-1	2-1	0-0	7-7
1975	0-0	2-0	3-1	2-3	3-0	0-0	10-4
1976	0-0	2-1	2-2	1-4	0-2	0-0	5-9
1977	0-0	2-0	1-4	3-1	2-1	0-0	8-6
1978	0-0	2-2	3-2	4-0	1-2	0-0	10-6
1979	0-0	4-1	2-2	4-0	1-2	0-0	11-5
1980	0-0	3-1	2-2	3-2	3-0	0-0	11-5
1981	0-0	2-2	2-2	1-4	2-1	0-0	7-9
1982	0-0	1-1	0-0	0-2	0-4	0-1	1-8
1983	0-0	0-4	0-5	1-3	1-2	0-0	2-14
1984	0-0	0-5	0-4	2-2	1-2	0-0	3-13
1985	0-0	1-3	2-2	2-2	0-4	0-0	5-11
1986	0-0	1-3	0-4	2-3	2-1	0-0	5-11
1987	0-0	1-1	3-1	2-3	3-1	0-0	9-6
1988	0-0	3-1	3-2	3-1	1-2	0-0	10-6
1989	0-0	1-2	3-2	3-1	2-2	0-0	9-7
1990	0-0	2-2	2-2	2-1	3-2	0-0	9-7
1991	0-0	3-1	4-0	2-2	2-2	0-0	11-5
1992	0-0	3-1	2-1	2-3	3-1	0-0	10-6
1993	0-0	1-3	2-1	4-0	4-0	1-0	12-4
1994	0-0	1-3	0-4	0-4	1-3	0-0	2-14
1995	0-0	2-2	1-3	2-2	2-2	0-0	7-9
1996	0-0	2-2	3-1	1-3	2-2	0-0	8-8
1997	1-0	0-3	3-1	3-2	1-2	0-0	8-8
1998	0-0	1-3	2-1	3-2	2-2	0-0	8-8
1999	0-0	3-0	3-1	3-1	3-1	1-0	13-3
2000	0-0	2-1	5-0	2-2	4-0	0-0	13-3
2001	0-0	0-2	2-2	2-2	3-2	0-1	7-9
2002	0-0	1-3	2-1	3-1	5-0	0-0	11-5
2003	0-0	3-1	3-1	3-0	3-2	0-0	12-4
2004	0-0	1-2	2-3	1-2	0-4	1-0	5-11
2005	0-0	1-2	1-4	1-2	1-3	0-1	4-12
2006	0-0	0-3	2-2	2-2	4-1	0-0	8-8
2007	0-0	2-1	3-1	1-3	4-1	0-0	10-6
2008	0-0	4-0	3-0	4-1	2-2	0-0	13-3
2009	0-0	0-3	0-3	5-0	2-2	1-0	8-8
2010	0-0	2-1	3-2	0-3	1-3	0-1	6-10
2011	0-0	2-1	2-2	2-2	2-2	1-0	9-7
2012	0-0	1-3	2-2	1-2	2-3	0-0	6-10
2013	0-0	3-1	0-3	2-2	2-3	0-0	7-9
2014	0-0	1-3	1-3	0-4	0-4	0-0	2-14
2015	0-0	1-2	0-3	1-4	1-3	0-1	3-13
2016	0-0	1-2	3-2	2-2	2-1	1-0	9-7
2017	0-0	2-1	2-2	3-1	2-3	0-0	9-7
2018	0-0	3-1	0-3	2-2	4-1	0-0	9-7
2019	0-0	2-2	2-2	2-1	3-2	0-0	9-7
2020	0-0	3-0	2-1	3-2	2-2	1-0	11-5
2021	0-0	2-1	4-1	2-2	2-1	2-0	12-5
2022	0-0	1-2	4-0	2-2	0-5	0-1	7-10
2023	0-0	1-2	2-2	1-3	1-4	1-0	6-11
2024	0-0	1-3	0-3	2-2	0-5	0-1	3-14
2025	0-0	0-4	1-3	0-4	1-1	0-0	2-12
TOTALS	**1-0**	**102-119**	**123-136-4**	**126-140-2**	**119-125**	**10-7**	**481-527-6**

SITUATIONAL REGULAR SEASON WIN-LOSS RECORD

VS. AFL TEAMS
Total: 70-66-4
Home: 44-26-1
Away: 26-40-3

VS. AFC TEAMS (1970-PRESENT)
Total: 304-351-1
Home: 177-150-0
Away: 127-201-1

VS. AFC SOUTH TEAMS
Total: 65-77-0
Home: 35-36-0
Away 30-41-0

VS. AFC NORTH TEAMS (2002-PRESENT)
Total: 21-27-0
Home: 11-13-0
Away: 10-14-0

VS. AFC CENTRAL TEAMS (1970-2001)
Total: 100-110-0
Home: 55-51-0
Away: 45-59-0

VS. AFC EAST TEAMS
Total: 59-65-0
Home: 35-23-0
Away: 24-42-0

VS. AFC WEST TEAMS
Total: 59-72-1
Home: 41-27-0
Away: 18-45-1

VS. NFC TEAMS (1970-PRESENT)
Total: 107-109-1
Home: 54-54-1
Away: 53-55-0

VS. NFC SOUTH TEAMS
Total: 16-9-0
Home: 9-4-0
Away: 7-5-0

VS. NFC NORTH TEAMS (2002-PRESENT)
Total: 14-11-0
Home: 7-5-0
Away: 7-6-0

VS. NFC CENTRAL TEAMS (1970-2001)
Total: 21-18-0
Home: 12-8-0
Away: 9-10-0

VS. NFC EAST TEAMS
Total: 29-35-0
Home: 13-18-0
Away: 16-17-0

VS. NFC WEST TEAMS
Total: 27-36-1
Home: 13-19-1
Away: 14-17-0

MONDAY NIGHT FOOTBALL
Total: 27-19-0
Home: 15-9-0
Away: 12-10-0

WEEK AFTER MNF
Total: 22-23-0
Home: 16-9-0
Away: 6-14-0

SUNDAY NIGHT FOOTBALL
Total: 12-12-0 (ESPN 8-6; TNT 2-2; NBC 2-4)
Home: 8-5-0
Away: 4-7-0

TUESDAY FOOTBALL
Total: 1-0-0 (CBS 1-0)
Home: 1-0-0
Away: 0-0-0

THURSDAY NIGHT FOOTBALL
Total: 8-12-0 (ABC 2-0; ESPN 1-1; TNT 0-1; NBC 0-2*; NFLN 4-7*^; FOX 1-1^; Amazon Prime 2-3^)
Home: 7-5-0
Away: 1-7-0
*11/16/17 at Pittsburgh was broadcasted on both NBC and NFLN.
^12/6/18 vs. Jacksonville and 11/12/20 vs. Indianapolis were broadcasted on NFLN, FOX and Amazon Prime.

FRIDAY FOOTBALL
Total: 0-1-0 (NFLN 0-1)
Home: 0-1-0
Away: 0-0-0

SATURDAY FOOTBALL
Total: 2-3-0 (ABC 1-0, ESPN 0-3, FOX/NFLN 1-0)
Home: 1-2-0
Away 1-1-0

OVERTIME
Total: 23-25-0
Home: 15-13-0
Away 8-12-0

SEASON OPENERS
Total: 31-34-0
Home: 15-14-0
Away: 16-20-0

LONDON GAMES SERIES
Total: 0-2-0
Home: 0-1-0
Away: 0-1-0

DOMES
Total: 147-150-2
Astrodome (Houston): 113-103-2
Allegiant Stadium (Las Vegas): 0-1
AT&T Stadium (Dallas): 2-0
Edward Jones Dome (St. Louis): 0-1
Ford Field (Detroit): 2-1
Georgia Dome (Atlanta): 2-1
Kingdome (Seattle): 1-6
Lucas Oil Stadium (closed) (Indianapolis): 2-11
Mercedes-Benz Stadium (closed) (Atlanta): 1-0
Metrodome (Minneapolis): 1-6
NRG Stadium (closed) (Houston): 9-8
RCA Dome (Indianapolis): 4-7
Silverdome (Detroit): 2-1
State Farm Stadium (Arizona): 1-1
Superdome (New Orleans): 6-3
U.S. Bank Stadium (Minnesota): 1-0

HOTTEST/COLDEST GAMES

SIX HOTTEST GAMES

DATE	OPPONENT	SCORE	WEATHER
9/11/83	at L.A. Raiders	6-20 (L)	96°, clear
9/9/90	at Atlanta	27-47 (L)	94°, partly cloudy
10/7/62	BUFFALO	17-14 (W)	93°, showers
9/14/65	N.Y. JETS	27-21 (W)	93°, sunny
9/15/19	INDIANAPOLIS	17-19 (L)	93°, sunny
10/6/63	at Kansas City	7-28 (L)	92°, sunny

15 COLDEST GAMES

DATE	OPPONENT	SCORE	WEATHER
12/18/16	at Kansas City	19-17 (W)	1°, clear (-9° wind chill)
*1/10/04	at New England	14-17 (L)	4°, clear (-10° wind chill)
12/11/77	at Cleveland	19-15 (W)	7°, clear (-7° wind chill)
12/17/89	at Cincinnati	7-61 (L)	9°, overcast (0° wind chill)
*1/19/20	at Kansas City	24-35 (L)	17°, sunny (5° wind chill)
12/8/13	at Denver	28-51 (L)	18°, clear (11° wind chill)
12/26/10	at Kansas City	14-34 (L)	19°, cloudy (10° wind chill)
12/24/22	vs. Houston	14-19 (L)	20°, clear and cold (6° wind chill)
12/17/00	at Cleveland	24-0 (W)	20°, snow (-10° wind chill)
12/14/80	at Green Bay	22-3 (W)	20°, clear (9° wind chill)
*1/6/80	at Pittsburgh	13-27 (L)	22°, part. cloudy (12° wind chill)
12/15/85	at Cleveland	21-28 (L)	22°, overcast (-7° wind chill)
12/18/88	at Cleveland	23-28 (L)	22°, overcast (0° wind chill)
12/16/07	at Kansas City	26-17 (W)	22°, clear (14° wind chill)
12/31/17	vs. Jacksonville	15-10 (W)	23°, clear, (16° wind chill)

* Playoff game

PRIMETIME RESULTS

FRANCHISE RECORD IN PRIMETIME GAMES

Day	Overall	Pct.	Home	Road
Monday Night	27-19	.587	15-9	12-10
Tuesday Night	1-0	1.000	1-0	0-0
Thursday Night	8-12	.400	7-5	1-7
Friday Night	0-1	.000	0-1	0-0
Saturday Night	1-3	.250	0-2	1-1
Sunday Night	12-12	.500	8-5	4-7
Totals	**49-47**	**.510**	**31-22**	**18-25**

PRIMETIME GAMES BY DATE

Year	Date	Opponent	Score	W/L
1970	Mon., Dec. 7	CLEVELAND (ABC)	10-21	L
1972	Mon., Oct. 9	OAKLAND (ABC)	0-34	L
1975	Mon., Nov. 24	PITTSBURGH (ABC)	9-32	L
1976	Mon., Nov. 1	at Baltimore (ABC)	14-38	L
1978	Mon., Oct. 23	at Pittsburgh (ABC)	24-17	W
1978	Mon., Nov. 20	MIAMI (ABC)	35-30	W
1979	Mon., Nov. 5	at Miami (ABC)	9-6	W
1979	Mon., Dec. 10	PITTSBURGH (ABC)	20-17	W
1980	Mon., Sept. 15	at Cleveland (ABC)	16-7	W
1980	Mon., Nov. 10	NEW ENGLAND (ABC)	38-34	W
1980	Thurs., Dec. 4	PITTSBURGH (ABC)	6-0	W
1981	Mon., Oct. 26	at Pittsburgh (ABC)	13-26	L
1981	Thur., Dec. 3	CLEVELAND (ABC)	17-13	W
1982	Mon., Dec. 13	DALLAS (ABC)	7-37	L
1988	Sun., Oct. 30	WASHINGTON (ESPN)	41-17	W
1988	Mon., Nov. 7	CLEVELAND (ABC)	24-17	W
1988	Sun., Dec. 4	PITTSBURGH (ESPN)	34-37	L
1989	Mon., Nov. 13	CINCINNATI (ABC)	26-24	W
1989	Sat., Dec. 23	CLEVELAND (ESPN)	20-24	L
1990	Sun., Sept. 16	at Pittsburgh (TNT)	9-20	L
1990	Mon., Nov. 26	BUFFALO (ABC)	27-24	W
1990	Sun., Dec. 30	PITTSBURGH (ESPN)	34-14	W
1991	Sun., Sept. 8	at Cincinnati (TNT)	30-7	W
1991	Mon., Sept. 16	KANSAS CITY (ABC)	17-7	W
1991	Sun., Nov. 17	CLEVELAND (ESPN)	28-24	W
1991	Mon., Dec. 2	PHILADELPHIA (ABC)	6-13	L
1992	Mon., Dec. 7	CHICAGO (ABC)	24-7	W
1992	Sun., Dec. 13	GREEN BAY (ESPN)	14-16	L
1992	Sun., Dec. 27	BUFFALO (ESPN)	27-3	W
1993	Sun., Sept. 5	at New Orleans (TNT)	21-33	L
1993	Mon., Oct. 11	at Buffalo (ABC)	7-35	L
1993	Sun., Nov. 28	PITTSBURGH (ESPN)	23-3	W
1994	Sun., Jan. 2	N.Y. JETS (ESPN)	24-0	W
1994	Mon., Oct. 3	at Pittsburgh (ABC)	14-30	L
1994	Thurs., Oct. 13	CLEVELAND (TNT)	8-11	L
1994	Mon., Oct. 24	at Philadelphia (ABC)	6-21	L
1994	Mon., Nov. 21	N.Y. GIANTS (ABC)	10-13	L
1995	Sun., Nov. 19	at Kansas City (ESPN)	13-20	L
1996	Sun., Oct. 6	at Cincinnati (TNT)	30-27	W*
1997	Thurs., Dec. 4	at Cincinnati (ESPN)	14-41	L
1998	Sun., Nov. 8	at Tampa Bay (ESPN)	31-22	W
1999	Sun., Nov. 7	at Miami (ESPN)	0-17	L
1999	Thurs., Dec. 9	OAKLAND (ESPN)	21-14	W
2000	Sun., Sept. 3	at Buffalo (ESPN)	13-16	L
2000	Mon., Oct. 16	JACKSONVILLE (ABC)	27-13	W
2000	Mon., Oct. 30	at Washington (ABC)	27-21	W
2000	Mon, Dec. 25	DALLAS (ABC)	31-0	W
2001	Sun, Sept. 9	MIAMI (ESPN)	23-31	L
2001	Mon., Oct. 29	at Pittsburgh (ABC)	7-34	L
2001	Mon., Nov. 12	BALTIMORE (ABC)	10-16	L
2001	Sat., Dec. 22	at Oakland (ABC)	13-10	W
2002	Mon., Dec. 16	NEW ENGLAND (ABC)	24-7	W
2003	Sun., Sept. 7	OAKLAND (ESPN)	25-20	W
2003	Mon., Dec. 1	at New York Jets (ABC)	17-24	L
2004	Mon., Oct. 11	at Green Bay (ABC)	48-27	W
2004	Mon., Dec. 13	KANSAS CITY (ABC)	38-49	L
2004	Sat., Dec. 25	DENVER (ESPN)	16-37	L
2007	Mon., Sept. 24	at New Orleans (ESPN)	31-14	W
2007	Mon., Nov. 19	at Denver (ESPN)	20-34	L
2007	Sun., Dec. 30	at Indianapolis (NBC)	16-10	W
2008	Mon., Oct. 27	INDIANAPOLIS (ESPN)	31-21	W
2009	Thurs., Sept. 10	at Pittsburgh (NBC)	10-13	L*
2009	Sun., Oct. 11	INDIANAPOLIS (NBC)	9-31	L
2009	Mon., Nov. 23	at Houston (ESPN)	20-17	W
2009	Fri., Dec. 25	SAN DIEGO (NFLN)	17-42	L
2010	Mon., Oct. 18	at Jacksonville (ESPN)	30-3	W
2010	Thurs., Dec. 9	INDIANAPOLIS (NFLN)	28-30	L
2012	Thurs., Oct. 11	PITTSBURGH (NFLN)	26-23	W
2012	Mon., Dec. 17	N.Y. JETS (ESPN)	14-10	W
2013	Thurs., Nov. 14	INDIANAPOLIS (NFLN)	27-30	L
2014	Mon., Nov. 17	PITTSBURGH (ESPN)	24-27	L
2014	Thurs., Dec. 18	at Jacksonville (NFLN)	13-21	L
2015	Thurs., Nov. 19	at Jacksonville (NFLN)	13-19	L
2016	Thurs., Oct. 27	JACKSONVILLE (NFLN)	36-22	W
2017	Mon., Oct. 16	INDIANAPOLIS (ESPN)	36-22	W
2017	Thurs., Nov. 16	at Pittsburgh (NBC/NFLN)	17-40	L
2018	Mon., Nov. 5	at Dallas (ESPN)	28-14	W
2018	Mon., Nov. 26	at Houston (ESPN)	17-34	L
2018	Thurs., Dec.6	JACKSONVILLE (FOX/NFLN)	30-9	W
2018	Sun., Dec. 30	INDIANAPOLIS (NBC)	17-33	L
2019	Thurs., Sept. 19	at Jacksonville (NFLN)	7-20	L
2020	Mon., Sept. 14	at Denver (ESPN)	16-14	W
2020	Tues., Oct. 13	BUFFALO (CBS)	42-16	W
2020	Thurs., Nov. 12	INDIANAPOLIS (FOX/NFLN)	17-34	L
2020	Sun., Dec. 27	at Green Bay (NBC)	14-40	L
2021	Mon., Oct. 18	BUFFALO (ESPN)	34-31	W
2021	Sun., Nov. 7	at L.A. Rams (NBC)	28-16	W
2021	Thurs., Dec. 23	SAN FRANCISCO (NFLN)	20-17	W
2022	Mon., Sept. 19	at Buffalo (ESPN)	7-41	L
2022	Sun., Nov. 6	at Kansas City (NBC)	17-20	L*
2022	Thurs., Nov. 17	at Green Bay (Prime Video)	27-17	W
2022	Thurs., Dec. 29	DALLAS (Prime Video)	13-27	L
2022	Sat., Jan. 7	at Jacksonville (ESPN/ABC)	16-20	L
2023	Thurs., Nov. 2	at Pittsburgh (Prime Video)	16-20	L
2023	Mon., Dec. 11	at Miami (ESPN)	28-27	W
2024	Mon., Sept. 30	at Miami (ESPN)	31-12	W

BY DAY OF WEEK

Tuesday Night Games (1-0)

2020	Oct. 13	BUFFALO (CBS)	42-16	W

Thursday Night Games (8-12)

1980	Dec. 4	PITTSBURGH (ABC)	6-0	W
1981	Dec. 3	CLEVELAND (ABC)	17-13	W
1994	Oct. 13	CLEVELAND (TNT)	8-11	L
1997	Dec. 4	at Cincinnati (ESPN)	14-41	L
1999	Dec. 9	OAKLAND (ESPN)	21-14	W
2009	Sept. 10	at Pittsburgh (NBC)	10-13	L*
2010	Dec. 9	INDIANAPOLIS (NFLN)	28-30	L
2012	Oct. 11	PITTSBURGH (NFLN)	26-23	W
2013	Nov. 14	INDIANAPOLIS (NFLN)	27-30	L
2014	Dec. 18	at Jacksonville (NFLN)	13-21	L
2015	Nov. 19	at Jacksonville (NFLN)	13-19	L
2016	Oct. 27	JACKSONVILLE (NFLN)	36-22	W
2017	Nov. 16	at Pittsburgh (NBC/NFLN)	17-40	L
2018	Dec. 6	JACKSONVILLE (FOX/NFLN)	30-9	W
2019	Sept. 19	at Jacksonville (NFLN)	7-20	L
2020	Nov. 12	INDIANAPOLIS (FOX/NFLN)	17-34	L
2021	Dec. 23	SAN FRANCISCO (NFLN)	20-17	W
2022	Nov. 17	at Green Bay (Prime Video)	27-17	W
2022	Dec. 29	DALLAS (Prime Video)	13-27	L
2023	Nov. 2	at Pittsburgh (Prime Video)	16-20	L

Friday Night Games (0-1)

2009	Dec. 25	SAN DIEGO (NFLN)	17-42	L

Saturday Night Games (1-2)

1989	Dec. 23	CLEVELAND (ESPN)	20-24	L
2001	Dec. 22	at Oakland (ABC)	13-10	W
2004	Dec. 25	DENVER (ESPN)	16-37	L
2022	Jan. 7	at Jacksonville (ESPN/ABC)	16-20	L

Sunday Night Games (12-11)

1988	Oct. 30	WASHINGTON (ESPN)	41-17	W
1988	Dec. 4	PITTSBURGH (ESPN)	34-37	L
1990	Sept. 16	at Pittsburgh (TNT)	9-20	L
1990	Dec. 30	PITTSBURGH (ESPN)	34-14	W
1991	Sept. 8	at Cincinnati (TNT)	30-7	W
1991	Nov. 17	CLEVELAND (ESPN)	28-24	W

PRIMETIME RESULTS

1992	Dec. 13	GREEN BAY (ESPN)	14-16	L
1992	Dec. 27	BUFFALO (ESPN)	27-3	W
1993	Sept. 5	at New Orleans (TNT)	21-33	L
1993	Nov. 28	PITTSBURGH (ESPN)	23-3	W
1994	Jan. 2	N.Y. JETS (ESPN)	24-0	W
1995	Nov. 19	at Kansas City (ESPN)	13-20	L
1996	Oct. 6	at Cincinnati (TNT)	30-27	W*
1998	Nov. 8	at Tampa Bay (ESPN)	31-22	W
1999	Nov. 7	at Miami (ESPN)	0-17	L
2000	Sept. 3	at Buffalo (ESPN)	13-16	L
2001	Sept. 9	MIAMI (ESPN)	23-31	L
2003	Sept. 7	OAKLAND (ESPN)	25-20	W
2007	Dec. 30	at Indianapolis (NBC)	16-10	W
2009	Oct. 11	INDIANAPOLIS (NBC)	9-31	L
2018	Dec. 30	INDIANAPOLIS (NBC)	17-33	L
2020	Dec. 27	at Green Bay (NBC)	14-40	L
2021	Nov. 7	at L.A. Rams (NBC)	28-16	W
2022	Nov. 6	at Kansas City (NBC)	17-20	L*

Monday Night Football (26-19)

1970	Dec. 7	CLEVELAND (ABC)	10-21	L
1972	Oct. 9	OAKLAND (ABC)	0-34	L
1975	Nov. 24	PITTSBURGH (ABC)	9-32	L
1976	Nov. 1	at Baltimore (ABC)	14-38	L
1978	Oct. 23	at Pittsburgh (ABC)	24-17	W
1978	Nov. 20	MIAMI (ABC)	35-30	W
1979	Nov. 5	at Miami (ABC)	9-6	W
1979	Dec. 10	PITTSBURGH (ABC)	20-17	W
1980	Sept. 15	at Cleveland (ABC)	16-7	W
1980	Nov. 10	NEW ENGLAND (ABC)	38-34	W
1981	Oct. 26	at Pittsburgh (ABC)	13-26	L
1982	Dec. 13	DALLAS (ABC)	7-37	L
1988	Nov. 7	CLEVELAND (ABC)	24-17	W
1989	Nov. 13	CINCINNATI (ABC)	26-24	W
1990	Nov. 26	BUFFALO (ABC)	27-24	W
1991	Sept. 16	KANSAS CITY (ABC)	17-7	W
1991	Dec. 2	PHILADELPHIA (ABC)	6-13	L
1992	Dec. 7	CHICAGO (ABC)	24-7	W
1993	Oct. 11	at Buffalo (ABC)	7-35	L
1994	Oct. 3	at Pittsburgh (ABC)	14-30	L
1994	Oct. 24	at Philadelphia (ABC)	6-21	L
1994	Nov. 21	N.Y. GIANTS (ABC)	10-13	L
2000	Oct. 16	JACKSONVILLE (ABC)	27-13	W
2000	Oct. 30	at Washington (ABC)	27-21	W
2000	Dec. 25	DALLAS (ABC)	31-0	W
2001	Oct. 29	at Pittsburgh (ABC)	7-34	L
2001	Nov. 12	BALTIMORE (ABC)	10-16	L
2002	Dec. 16	NEW ENGLAND (ABC)	24-7	W
2003	Dec. 1	at New York Jets (ABC)	17-24	L
2004	Oct. 11	at Green Bay (ABC)	48-27	W
2004	Dec. 13	KANSAS CITY (ABC)	38-49	L
2007	Sept. 24	at New Orleans (ESPN)	31-14	W
2007	Nov. 19	at Denver (ESPN)	20-34	L
2008	Oct. 27	INDIANAPOLIS (ESPN)	31-21	W
2009	Nov. 23	at Houston (ESPN)	20-17	W
2010	Oct. 18	at Jacksonville (ESPN)	30-3	W
2012	Dec. 17	N.Y. JETS (ESPN)	14-10	W
2014	Nov. 17	PITTSBURGH (ESPN)	24-27	L
2017	Oct. 16	INDIANAPOLIS (ESPN)	36-22	W
2018	Nov. 5	at Dallas (ESPN)	28-14	W
2018	Nov. 26	at Houston (ESPN)	17-34	L
2020	Sept. 14	at Denver (ESPN)	16-14	W
2021	Oct. 18	BUFFALO (ESPN)	34-31	W
2022	Sept. 19	at Buffalo (ESPN)	7-41	L
2023	Dec. 11	at Miami (ESPN)	28-27	W
2024	Sept. 30	at Miami (ESPN)	31-12	W

* Overtime

The Titans beat the Miami Dolphins on Monday Night Football on Sept. 30, 2024.

ALL-TIME OFFENSIVE YARDS AND RANKINGS

Year	Total Plays	First Downs	Rush Yards (Rank)	Net Pass Yards (Rank)	Total Yards (Rank)	Total Points
1960	930	262	1,565 (3)	3,371 (1)	4,936 (1)	379
1961	964	293	1,896 (2)	4,392 (1)	6,288 (1)	513
1962	943	266	1,742 (4)	3,229 (2)	4,971 (2)	387
1963	870	254	1,210 (7)	3,222 (1)	4,432 (4)	302
1964	942	284	1,347 (7)	3,527 (2)	4,874 (4)	310
1965	905	227	1,178 (7)	2,813 (2)	3,991 (5)	298
1966	926	246	1,515 (5)	2,897 (4)	4,412 (7)	335
1967	828	207	2,122 (1)	1,381 (9)	3,503 (8)	258
1968	905	240	1,804 (4)	2,548 (4)	4,352 (5)	303
1969	965	256	1,706 (5)	2,825 (2)	4,531 (4)	278
1970	922	232	1,556 (19)	2,506 (7)	4,062 (10)	217
1971	815	201	1,106 (26)	2,409 (6)	3,515 (22)	251
1972	817	183	1,518 (23)	1,673 (23)	3,191 (26)	164
1973	840	193	1,388 (26)	1,919 (16)	3,307 (24)	199
1974	817	200	1,361 (26)	1,977 (20)	3,338 (24)	236
1975	900	234	2,068 (12)	1,869 (23)	3,937 (19)	293
1976	878	199	1,498 (27)	2,072 (15)	3,570 (24)	222
1977	879	228	1,989 (14)	1,875 (17)	3,864 (18)	299
1978	993	276	2,476 (6)	2,338 (18)	4,814 (16)	283
1979	1,034	268	2,571 (4)	2,256 (25)	4,827 (22)	362
1980	1,063	329	2,635 (2)	3,007 (17)	5,642 (4)	295
1981	947	241	1,734 (23)	2,777 (23)	4,511 (27)	281
1982	551	138	799 (26)	1,574 (19)	2,373 (28)	136
1983	1,033	295	1,998 (18)	2,902 (23)	4,900 (24)	288
1984	969	284	1,656 (23)	3,228 (17)	4,884 (23)	240
1985	998	270	1,570 (25)	3,082 (19)	4,652 (24)	284
1986	1,089	299	1,700 (19)	3,449 (13)	5,149 (16)	274
1987	998	294	1,923 (14)	3,300 (7)	5,223 (8)	345
1988	1,010	308	2,249 (4t)	2,956 (22)	5,205 (14)	424
1989	1,028	327	1,928 (12)	3,499 (10)	5,427 (9)	365
1990	1,006	376	1,417 (24)	4,805 (1)	6,222 (1)	405
1991	1,022	353	1,366 (23)	4,621 (1)	5,987 (2)	386
1992	958	339	1,626 (18)	4,029 (1)	5,655 (3)	352
1993	1,066	330	1,792 (12)	3,866 (3)	5,658 (3)	368
1994	1,036	278	1,682 (12)	2,799 (25)	4,481 (26)	226
1995	1,046	295	1,664 (18)	3,241 (19)	4,905 (23)	348
1996	972	287	1,950 (6)	3,098 (21)	5,048 (18)	345
1997	993	288	2,414 (3)	2,505 (29)	4,919 (18)	333
1998	1,016	308	1,970 (9)	3,291 (15)	5,261 (9)	330
1999	1,011	294	1,811 (13)	3,479 (13t)	5,290 (13)	392
2000	1,036	299	2,084 (7)	3,266 (16)	5,350 (14)	346
2001	1,026	288	1,794 (12)	3,558 (8t)	5,352 (8)	336
2002	1,032	312	1,952 (11)	3,320 (20)	5,272 (17)	367
2003	1,013	310	1,623 (26)	3,878 (5)	5,501 (8)	435
2004	1,053	308	1,871 (14)	3,616 (10)	5,487 (11)	344
2005	1,022	279	1,525 (23)	3,597 (9)	5,122 (17)	299
2006	945	261	2,214 (5)	2,596 (30)	4,810 (27)	324
2007	1,037	306	2,109 (5)	2,878 (27)	4,987 (21)	301
2008	973	268	2,199 (7)	2,819 (27)	5,018 (21)	375
2009	990	288	2,592 (2)	3,031 (23)	5,623 (12)	354
2010	907	252	1,727 (17)	3,107 (25)	4,834 (27)	356
2011	984	281	1,438 (31)	3,923 (12)	5,361 (17)	325
2012	957	260	1,687 (21)	3,323 (22)	5,010 (26)	330
2013	1,032	311	1,894 (14)	3,496 (21)	5,390 (22)	362
2014	919	258	1,447 (26)	3,412 (22)	4,859 (29)	254
2015	976	298	1,485 (25)	3,503 (25t)	4,988 (30)	299
2016	1,008	322	2,187 (3)	3,541 (25)	5,728 (11)	381
2017	974	290	1,833 (15)	3,191 (23)	5,024 (23)	334
2018	938	289	2,023 (7)	2,975 (29)	4,998 (25)	310
2019	949	317	2,223 (3)	3,582 (21)	5,805 (12)	402
2020	1,031	381	2,690 (2)	3,653 (23)	6,343 (2t)	491
2021	1,133	362	2,404 (5)	3,418 (24)	5,822 (17)	419
2022	992	277	2,131 (13)	2,914 (30)	5,045 (30)	298
2023	1,002	298	1,846 (17)	3,067 (29)	4,913 (28)	305
2024	1,032	309	1,855 (19t)	3,317 (26)	5,172 (26)	311

ALL-TIME DEFENSIVE YARDS AND RANKINGS

Year	Total Plays	First Downs	Rush Yards (Rank)	Net Pass Yards (Rank)	Total Yards (Rank)	Total Points
1960	995	282	1,027 (2)	3,874 (8)	4,901 (6)	285
1961	899	235	1,634 (6)	2,391 (2)	4,025 (2)	242
1962	880	217	1,569 (3)	2,561 (2)	4,130 (2)	270
1963	873	256	1,710 (7)	2,606 (3)	4,316 (6)	372
1964	896	267	1,961 (7)	3,280 (6)	5,241 (8)	355
1965	946	271	2,683 (8)	2,470 (2)	5,153 (8)	429
1966	881	244	1,833 (7)	3,162 (8)	4,995 (9)	396
1967	910	233	1,637 (7)	2,418 (3)	4,055 (4)	199
1968	854	198	1,704 (4)	1,671 (1)	3,375 (1)	248
1969	833	183	1,556 (5)	2,217 (2)	3,773 (2)	279
1970	840	227	1,793 (17)	2,605 (24)	4,398 (25)	352
1971	880	237	1,723 (11)	2,072 (10)	3,795 (9)	330
1972	894	263	2,591 (25)	2,143 (11)	4,734 (23)	380
1973	929	274	2,410 (23)	2,237 (20)	4,647 (24)	447
1974	919	268	2,050 (19)	2,375 (20)	4,425 (22)	282
1975	952	264	1,680 (3)	2,457 (17)	4,137 (11)	226
1976	935	226	2,072 (16)	1,915 (8)	3,987 (10)	273
1977	933	247	1,815 (10)	2,142 (20)	3,957 (14)	230
1978	1,021	292	2,072 (9)	2,842 (24)	4,914 (17t)	298
1979	1,038	304	2,225 (17)	2,765 (14)	4,990 (13)	331
1980	932	259	1,811 (8)	2,801 (4)	4,612 (5)	251
1981	1,084	325	2,411 (24)	3,315 (17)	5,726 (24)	355
1982	613	187	1,225 (23)	2,213 (25)	3,438 (28)	245
1983	1,031	332	2,787 (28)	2,845 (4)	5,632 (22)	460
1984	1,075	345	2,789 (28)	3,179 (11)	5,968 (27)	437
1985	1,091	356	2,814 (28)	3,341 (18)	6,155 (27)	412
1986	1,054	285	2,035 (20)	2,999 (8)	5,034 (13)	329
1987	976	287	1,848 (17)	3,145 (17)	4,993 (17)	349
1988	985	304	1,592 (4)	3,266 (13)	4,858 (8)	365
1989	940	314	1,669 (9)	3,542 (17)	5,211 (13)	412
1990	890	279	1,575 (8)	3,060 (14)	4,635 (11)	307
1991	984	280	1,540 (6)	3,208 (14)	4,748 (9)	251
1992	907	254	1,634 (9)	2,577 (3)	4,211 (3)	258
1993	1,003	289	1,273 (1)	3,601 (23)	4,874 (14)	238
1994	971	275	2,120 (28)	2,795 (2)	4,915 (9)	352
1995	983	267	1,526 (8)	3,125 (3)	4,651 (5)	324
1996	956	271	1,385 (2)	3,225 (13)	4,610 (6)	319
1997	992	292	1,573 (4)	3,658 (27)	5,231 (22)	310
1998	955	279	1,610 (9t)	3,511 (20)	5,121 (16)	320
1999	994	300	1,550 (10)	3,695 (25)	5,245 (17)	324
2000	908	215	1,390 (3)	2,423 (1)	3,813 (1)	191
2001	996	300	1,431 (5)	4,084 (31)	5,515 (25)	388
2002	974	297	1,424 (2)	3,540 (25)	4,964 (10)	324
2003	926	275	1,295 (1)	3,606 (30)	4,901 (12)	324
2004	977	318	1,917 (18)	3,807 (26)	5,724 (27)	439
2005	960	294	1,894 (22)	3,216 (17)	5,110 (19)	421
2006	1,062	329	2,313 (30)	3,602 (27)	5,915 (32)	400
2007	978	268	1,478 (5)	3,187 (10)	4,665 (5)	297
2008	1,022	276	1,502 (6)	3,196 (9)	4,698 (7)	234
2009	1,038	323	1,711 (10t)	4,139 (31)	5,850 (28)	402
2010	1,139	356	1,851 (20)	4,032 (29)	5,883 (26)	339
2011	1,080	324	2,053 (24)	3,629 (14)	5,682 (T-18)	317
2012	1,086	358	2,035 (24)	3,964 (26)	5,999 (27)	471
2013	1,027	329	1,795 (20)	3,612 (11)	5,407 (14)	381
2014	1,099	357	2,195 (31)	3,773 (15)	5,968 (27)	438
2015	1,003	317	1,797 (18)	3,678 (7)	5,475 (12)	423
2016	1,031	324	1,413 (2)	4,307 (30)	5,720 (20)	378
2017	1,046	323	1,420 (4)	3,828 (25)	5,248 (13)	356
2018	1,001	298	1,863 (18)	3,471 (6)	5,334 (8)	303
2019	1,056	335	1,672 (12)	4,080 (24)	5,752 (21)	331
2020	1,076	391	1,933 (19)	4,439 (29)	6,372 (28)	439
2021	1,039	331	1,438 (2)	4,169 (25)	5,607 (12)	354
2022	1,100	339	1,307 (1)	4,671 (32)	5,978 (23)	359
2023	1,096	334	1,831 (13)	3,866 (18)	5,697 (18)	367
2024	1,008	314	2,277 (26)	3,014 (2)	5,291 (2)	460

ALL-TIME REGULAR SEASON ATTENDANCE TOTALS

YEARLY TOTALS

Year	Attendance	Games	Average
1960	272,940	14	19,496
1961	316,379	14	22,599
1962	295,108	14	21,079
1963	337,235	14	24,088
1964	327,284	14	23,377
1965	450,249	14	32,161
1966	411,555	14	29,397
1967	447,385	14	31,956
1968	569,255	14	40,661
1969	599,862	14	42,847
1970	659,432	14	47,102
1971	658,611	14	47,044
1972	684,790	14	48,914
1973	593,244	14	42,375
1974	614,609	14	43,901
1975	718,775	14	51,341
1976	713,217	14	50,944
1977	721,334	14	51,524
1978	872,727	16	54,545
1979	855,514	16	53,470
1980	898,625	16	56,164
1981	845,112	16	52,280
1982	402,513	9	44,724
1983	707,215	16	44,201
1984	707,644	16	44,228
1985	734,041	16	45,878
1986	693,294	16	43,331
1987	685,703	15	45,714
1988	845,396	16	52,838
1989	889,424	16	55,589
1990	917,819	16	57,364
1991	921,346	16	57,584
1992	965,366	16	60,335
1993	944,071	16	59,004
1994	822,738	16	51,421
1995	764,253	16	47,766
1996	604,633	16	37,790
1997	683,765	16	42,735
1998	791,806	16	49,487
1999	1,017,727	16	63,608
2000	1,097,039	16	68,565
2001	1,089,472	16	68,092
2002	1,050,989	16	65,687
2003	1,087,279	16	67,955
2004	1,051,730	16	65,733
2005	1,059,178	16	66,199
2006	1,097,073	16	68,567
2007	1,098,921	16	68,683
2008	1,088,061	16	68,004
2009	1,086,095	16	67,881
2010	1,115,265	16	69,704
2011	1,077,697	16	67,356
2012	1,070,701	16	66,919
2013	1,057,807	16	66,113
2014	1,096,866	16	68,554
2015	1,045,359	16	65,335
2016	1,016,507	16	63,532
2017	1,040,119	16	65,007
2018	1,092,094	16	68,256
2019	1,047,496	16	65,469
2020	135,103	16	8,444
2021	1,137,282	17	66,899
2022	1,166,846	17	68,638
2023	1,119,991	17	65,882
2024	1,108,720	17	65,219
Totals	**53,195,686**	**1,000**	**53,196**

HOME TOTALS

Year	Attendance	Games	Average
1960	140,136	7	20,019
1961	195,024	7	27,861
1962	200,285	7	28,612
1963	163,372	7	23,339
1964	141,777	7	20,254
1965	240,857	7	34,408
1966	177,896	7	25,414
1967	185,129	7	26,447
1968	283,383	7	40,483
1969	309,420	7	44,203
1970	294,425	7	42,061
1971	289,954	7	41,422
1972	285,851	7	40,836
1973	219,386	7	31,341
1974	237,403	7	33,915
1975	336,458	7	48,065
1976	331,895	7	47,414
1977	345,820	7	49,403
1978	411,652	8	51,457
1979	396,580	8	49,573
1980	398,699	8	49,837
1981	355,259	8	44,407
1982	200,340	5	40,068
1983	321,440	8	40,180
1984	323,533	8	40,442
1985	329,445	8	41,181
1986	303,786	8	37,973
1987	259,875	7	37,125
1988	365,981	8	45,748
1989	451,027	8	56,378
1990	449,275	8	56,159
1991	482,726	8	60,341
1992	479,428	8	59,928
1993	452,522	8	56,565
1994	353,514	8	44,189
1995	288,860	8	36,108
1996	254,600	8	31,825
1997	224,757	8	28,095
1998	299,555	8	37,444
1999	528,890	8	66,111
2000	547,524	8	68,441
2001	550,393	8	68,799
2002	550,437	8	68,805
2003	550,472	8	68,809
2004	551,210	8	68,901
2005	553,192	8	69,149
2006	553,144	8	69,143
2007	553,144	8	69,143
2008	553,144	8	69,143
2009	553,144	8	69,143
2010	553,144	8	69,143
2011	553,144	8	69,143
2012	553,144	8	69,143
2013	553,144	8	69,143
2014	553,144	8	69,143
2015	498,435	8	62,304
2016	517,273	8	63,532
2017	525,214	8	65,652
2018	516,161	8	64,520
2019	516,074	8	64,509
2020	84,527	8	10,566
2021	617,102	9	68,567
2022	548,929	8	68,616
2023	583,307	9*	64,812
2024	518,556	8	64,820
Totals	**25,617,317**	**500**	**51,234**

AWAY TOTALS

Year	Attendance	Games	Average
1960	132,804	7	18,972
1961	121,355	7	17,336
1962	94,823	7	13,546
1963	173,863	7	24,838
1964	185,507	7	26,501
1965	209,392	7	29,913
1966	233,659	7	33,380
1967	262,256	7	37,465
1968	285,872	7	40,839
1969	290,442	7	41,492
1970	365,007	7	52,144
1971	368,657	7	52,665
1972	398,939	7	56,991
1973	373,858	7	53,408
1974	377,206	7	53,887
1975	382,317	7	54,617
1976	381,322	7	54,475
1977	375,514	7	53,645
1978	461,075	8	57,634
1979	458,934	8	57,367
1980	499,926	8	62,491
1981	489,853	8	61,232
1982	202,173	4	50,543
1983	385,775	8	48,222
1984	384,111	8	48,014
1985	404,596	8	50,575
1986	389,508	8	48,689
1987	425,828	8	53,229
1988	479,415	8	59,927
1989	438,397	8	54,800
1990	468,544	8	58,568
1991	438,620	8	54,828
1992	485,938	8	60,743
1993	491,549	8	61,444
1994	469,224	8	58,653
1995	475,393	8	59,424
1996	350,033	8	43,754
1997	459,008	8	57,376
1998	492,251	8	61,531
1999	488,837	8	61,105
2000	549,515	8	68,689
2001	539,079	8	67,385
2002	500,552	8	62,569
2003	536,807	8	67,101
2004	500,520	8	62,565
2005	505,986	8	63,248
2006	543,929	8	67,991
2007	545,777	8	68,222
2008	534,917	8	66,865
2009	532,951	8	66,619
2010	562,121	8	70,265
2011	524,553	8	65,569
2012	517,557	8	64,695
2013	504,663	8	63,083
2014	543,722	8	67,965
2015	546,924	8	68,366
2016	499,234	8	62,404
2017	514,905	8	64,363
2018	575,933	8	71,992
2019	531,422	8	66,428
2020	50,576	8	6,322
2021	520,180	8	65,023
2022	617,917	9	68,657
2023	536,684	8	67,086
2024	590,164	9	65,574
Totals	**27,578,369**	**500**	**55,156**